

RWKV-UI: UI Understanding with Enhanced Perception and Reasoning

Jiayi Yang^{1,2} and Haowen Hou[†]

¹Sun Yat-sen University, Shenzhen, China and ²Shenzhen Yuanshi Intelligence Co., Ltd

[†]Guangdong Laboratory of Artificial Intelligence and Digital Economy (SZ), Shenzhen, China
yangjx87@mail2.sysu.edu.cn, houhaowen@gml.ac.cn

Abstract—Existing Visual Language Models often struggle with information loss and limited reasoning abilities when handling high-resolution web interfaces that combine complex visual, textual, and interactive elements. These challenges are particularly evident in tasks requiring webpage layout comprehension and multi-step interactive reasoning. To address these challenges, we propose RWKV-UI, a Visual Language Model based on the RWKV architecture, specifically designed to handle high-resolution UI images. During model training, we introduce layout detection as a visual prompt to help the model better understand the webpage layout structures. Additionally, we design a visual prompt based on the Chain-of-Thought(CoT) mechanism, which enhances the model’s ability to understand and reason about webpage content through reasoning chains. Experimental results show that RWKV-UI demonstrates significant performance improvements in high-resolution UI understanding and interactive reasoning tasks.

Index Terms—UI understanding, Visual language models, Chain-of-thought, Visual prompt, High-resolution encoder

I. INTRODUCTION

With the rapid development of multimodal tasks, Vision Language Models (VLMs) have made significant progress in both academia and industry. Models such as LLaVA [1], DeepSeek [2], mPLUG-Owl2 [3], Kosmos2 [4], Bunny [5], Ferret-UI [6], and ScreenAI [7] have demonstrated excellent capabilities in integrating visual and linguistic information, and they are widely applied in tasks such as document analysis, visual question answering, and multimodal information retrieval. Despite these successes, these models still face challenges when handling high-resolution images, preserving details, and performing interactive reasoning for UI interfaces. UI interfaces integrate visual, textual, and interactive elements such as buttons, icons, and menus, where their layout and logical relationships are crucial for precise human-computer interaction [8] [9]. However, the model struggles to recognize these elements, especially with low-resolution images, where key details are often lost. This results in blurred text, unclear boundaries, and missing element information, making interaction and accurate inference challenging.

To address these challenges, we proposed RWKV-UI which adopts a three-visual encoder architecture and improves reasoning efficiency by performing efficient partition encoding and feature recombination in high-resolution images. This strategy enables RWKV-UI to process UI images with resolutions up to 4096×4096 while maintaining image detail, thus

enhancing the model’s ability to understand fine-grained UI details.

Additionally, Visual Prompt Engineering introduces color and layout prompts to help the model better capture the precise relationships between images and text. For example, by marking specific color regions in images and using color-related templates in text, the model can be guided to establish clearer links between the visual and linguistic components. Building upon this, RWKV-UI also introduces layout detection and a Chain-of-Thought(CoT) reasoning mechanism. This enables RWKV-UI to understand the webpage layout information, allowing it to infer user actions and their logical relationships. This improves reasoning accuracy and interaction understanding, and subsequent experiments have shown that our strategies yield excellent results.

Our contributions are summarized as follows:

- Visual prompt engineering: By incorporating color and layout prompts, we enable the model to establish accurate associations between visual elements and textual information, significantly improving the accuracy of UI understanding.
- Visually enhanced CoT reasoning mechanism: We develop a reasoning mechanism based on step-by-step question answering using visual prompts derived from website images. The process begins with identifying key elements, proceeds to inferring logical relationships, and concludes with predicting user interaction paths, thereby supporting multi-step reasoning in complex UI tasks.
- High-resolution model: We propose a model with three visual encoders, which combined with a high-resolution strategy, enabling the model to effectively handle high-resolution UI images.

Experimental results show that RWKV-UI outperforms existing models in several UI understanding tasks, demonstrating exceptional reasoning capabilities, especially in high-resolution scenarios.

II. RELATED WORK

A. Visual prompts

In multimodal learning, prompting has become a key technique for improving VLM performance. Traditionally, text-based prompting [10] [11] [12] inserts learnable prompts into input text to guide models in completing tasks. Visual prompts,

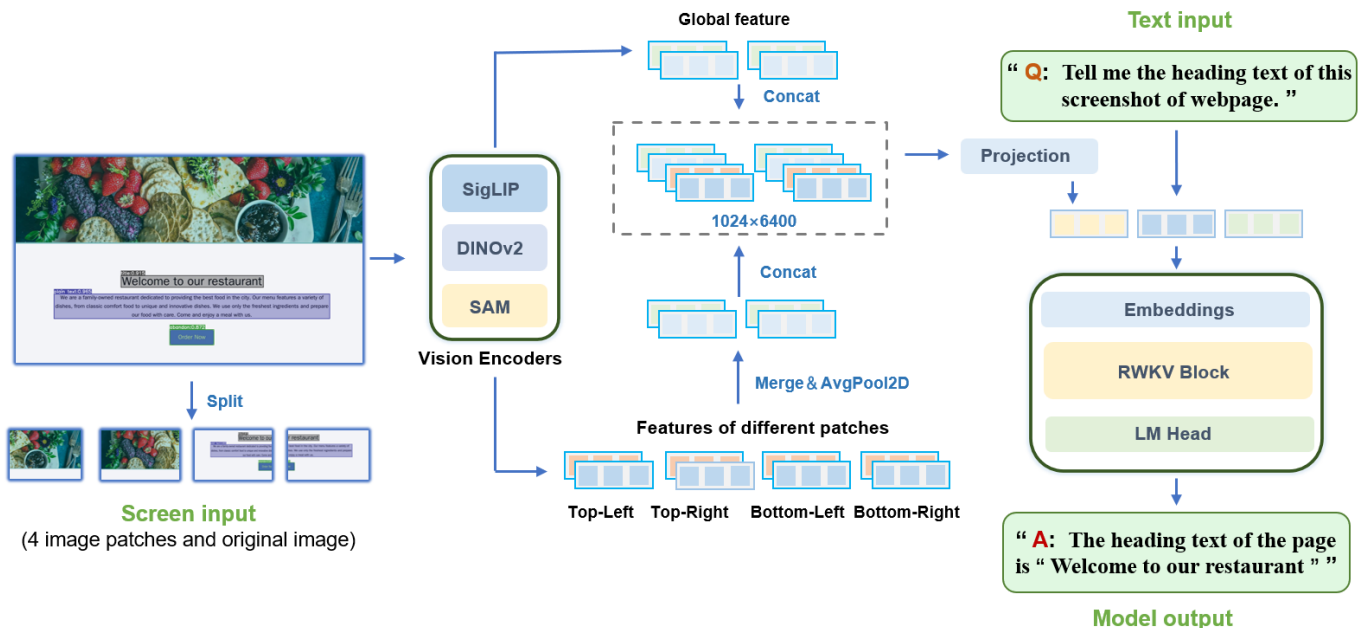


Fig. 1. The overall architecture of our model. The model input includes the complete webpage image with visual prompts, the split images of its four sections, and the textual input.

on the other hand, use cues like color, shape, or position to improve a model’s understanding of visual information. For example, CPT [13] uses color prompts to assist object recognition. T-Rex [14] uses visual prompts for object counting, and T-Rex2 [15] encodes points or bounding boxes as embeddings to support various reasoning workflows. Similarly to CPT and T-Rex, our work combines color-based prompts with visual-language prompts to enhance model reasoning capabilities.

B. UI unstanding

Early research on the understanding of UI focuses mainly on task execution and intelligent navigation for web interfaces [16] [17]. As UI complexity increased, research shifted towards multimodal Vision-Language Models (VLMs). Ferret-UI [6] improves visual capabilities with an ‘arbitrary resolution’ strategy, while ScreenAI improves performance by refining the PaLI architecture and generating large-scale datasets. Furthermore, agents based on language models, such as Mobile-Agent [8] and AppAgent [18], integrate visual and language information, improving reasoning and interaction in complex UI scenarios.

C. Visual Language Models

Visual-Language Models (VLMs) combine visual and textual information to handle complex reasoning and tasks. RWKV [19] is an efficient RNN architecture with linear complexity and constant memory usage, achieving GPT-level performance in language modeling. VisualRWKV [20] extends RWKV to the visual-language domain, enabling efficient joint processing of visual and textual information and demonstrating advantages in long-sequence modeling.

III. METHODOLOGY

A. Architecture

The architecture adopted in RWKV-UI, as shown in Fig. 1, now includes three visual encoders: SIGLIP, DINO, and SAM. In particular, the SAM encoder increases the maximum supported resolution to 1024×1024 , significantly enhancing the model’s ability to capture key features in images. We implemented a split-encode-combine strategy: input images with visual prompts are divided into four parts, which are processed by the SIGLIP, DINOv2, and SAM encoders to extract features for each quadrant (top-left, bottom-left, top-right, and bottom-right). These features are then merged and passed through avgpool2d. The pooled features are aggregated with the global features obtained from the original (nonsplit) image processed by the encoders, resulting in a combined feature set that integrates global and fine-grained local information.

This approach enables the model to support resolutions up to 4096×4096 , allowing it to efficiently and accurately handle UI understanding tasks, particularly for small and blurry elements in webpage images, such as buttons, markers, and hyperlinks. Unlike other methods that rely on token compression [3], our approach is completely lossless, preserving all the detailed information from the original image. Furthermore, increasing the resolution does not increase the inference cost. Whether processing 1024×1024 or 4096×4096 images, the number of image tokens used remains constant at 1024, ensuring efficient performance scaling without a trade-off in speed or accuracy. This enhancement significantly improves the model’s ability to analyze and interpret complex visual information within UI interfaces, enabling more precise recognition and interaction with fine-grained details.

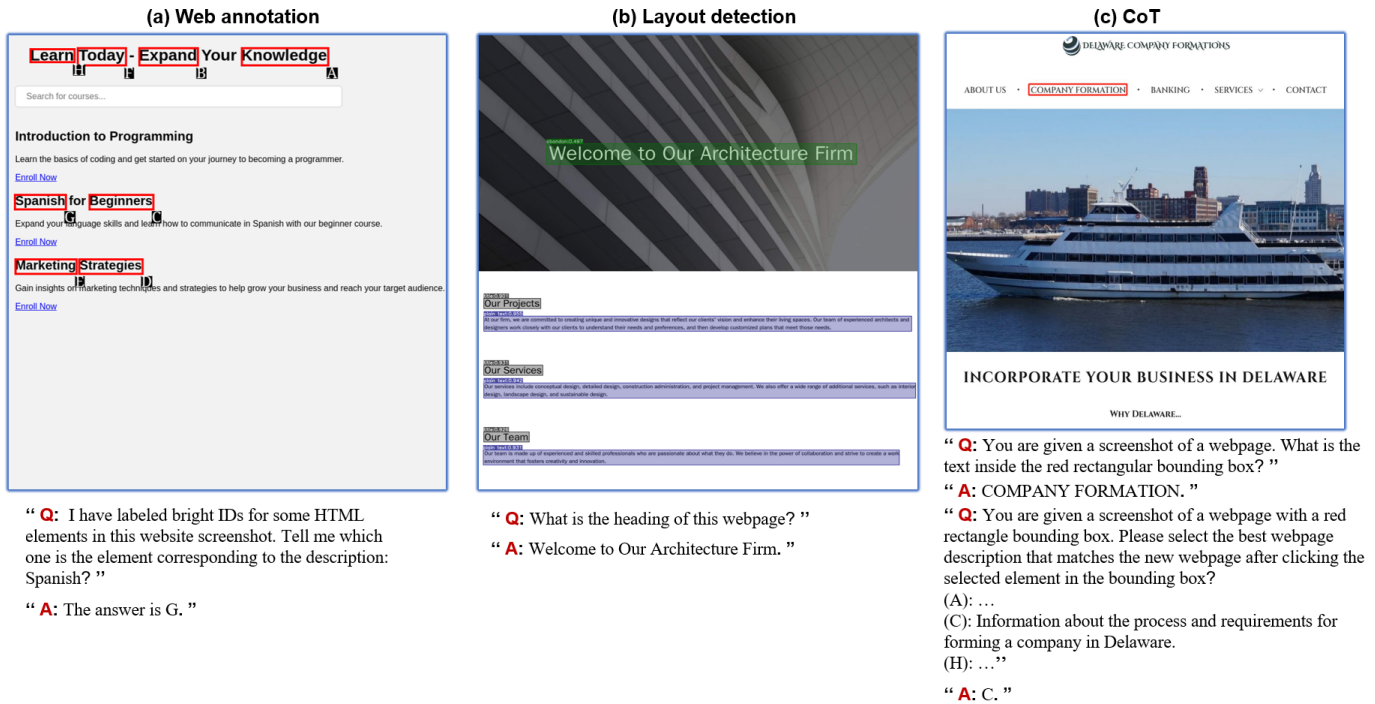


Fig. 2. Data samples based on visual prompt engineering include (a) webpage annotation data, (b) layout detection-based QA data, and (c) Chain-of-Thought reasoning-based data

B. Data Generation

UI interface images have more interactive elements like buttons and links than routine and document images. Just using textual prompts for interaction modeling can’t accurately get the position and content of these web elements. Also, it’s hard for models to reason about them, like predicting the interface after clicking a link. Such reasoning is usually beyond current models. To help models understand and reason about web interfaces better, we gathered a large dataset of webpage, PDF, and chart images. These images are carefully annotated with visual info and combined with textual prompts to boost the model’s ability to interact with and understand web interfaces effectively.

1) *Visual Prompt:* The visual prompting framework we designed consists of two key components:

- Annotating and detecting of HTML elements in web pages using red bounding boxes
- Marking and understanding the structural layout of the web interface.

Web Anotation: This study proposes an automated method that combines image processing and OCR technology to identify HTML elements from webpage screenshots and generate question-answer data. The process is as follows: First, the screenshot is converted to grayscale and binary format to separate the foreground from the background, and morphological operations are applied to reduce noise. Next, OpenCV’s contour detection algorithm is used to locate candidate regions, and rectangles that match HTML element characteristics are filtered based on area and aspect ratio. Then, these rectangular

regions are cropped from the original image, and Tesseract OCR is used to extract text content. Finally, the extracted text is denoised and cleaned to ensure accurate matching with the regions. Red rectangular boxes that meet the criteria are drawn, as shown in Fig. 2(a), which displays 8 red rectangular boxes with corresponding labels. The content within these red boxes is extracted using OCR, and one box is randomly selected. The content of this selected box is used as the question, and the label of the corresponding red box is provided as the answer. This completes the process of recognizing and selecting textual content from the webpage image.

Layout detection: Additionally, we observed that the layout structures of PDF documents and webpage images exhibit significant similarities, as both are primarily composed of text and image content. Since complex elements such as formulas are relatively rare in webpage images, we can focus on the layout detection task without the need for in-depth analysis of specific content. Therefore, we utilized the layout detection model from the PDF-Extract-Kit [21] to perform layout analysis on webpage images.

Specifically, we utilized the Doclayout-YOLO-model [22] to efficiently detect text blocks and image regions within web page images and employed these results to generate hierarchical representations of web page layouts. The detected layout elements are further labeled into different categories (such as titles, paragraphs, buttons, etc.), as shown in Fig. 2(b). The text content and titles in the webpage image are highlighted with colored background boxes. By using different colors for labeling, the model’s ability to capture various types

of layout elements is enhanced. This combination of visual prompts and textual prompts helps the model achieve a deeper understanding of webpage layouts.

2) *Chain-of-Thought*: In this study, we propose a multi-turn dialogue generation framework based on the CoT strategy. CoT is a step-by-step reasoning approach designed to guide the model in solving complex problems incrementally, aiming to enhance the logical coherence and accuracy of generated answers. Specifically, we generated annotated data from approximately 3,000 high-quality webpage images, using a combination of automated tools and manual curation to annotate clickable elements in the webpage images, such as buttons and links. As shown in Fig. 2(c), one of the clickable sections of the webpage image is highlighted with a bounding box. Subsequently, based on the annotations of red bounding boxes, we used the GPT-4o model to generate two rounds of progressive dialogue. The first round of dialogue focuses on the content within the red bounding boxes, generating descriptive QA pairs related to that content. The second round of dialogue further guides the model to predict interactive behaviors, such as inferring the potential content of a page that might appear after clicking a button or link within a given red bounding box, based on the provided prompt.¹

Experimental results demonstrate that, with only a small amount of CoT data, the model significantly outperforms baseline models in tasks involving content prediction and interaction behavior inference for webpage images.

C. Datasets

To support the strategies for visual cue engineering outlined in III-B1 and III-B2, we collected data from multiple sources, covering document content, webpage screenshots, OCR text annotations, layout information, question-answer dialogues, and diverse scenarios for reasoning tasks.²

1) *Screen UI-Related Data*: Screen UI-related data focuses on the layout and content of webpages, leveraging OCR technology to extract text and generate visual prompts that help the model understand the semantics and functions of screen elements. We used Websight [23], Webui-7kbal [24], and Web2Code [25] datasets, which provide website screenshots, OCR annotations, and interactive UI element screenshots with HTML labels. Webpage layout detection data annotates layout elements (e.g., buttons, titles, images) to help the model understand spatial distribution and hierarchical structure, primarily sourced from the Webui-7kbal and Websight datasets. Web reasoning data simulate user interactions through multiround dialogues to support complex semantic reasoning tasks, using the 1k website screenshots shared by Silatus³ and the pix2code subset of Web2Code, which are well-suited for interaction element reasoning. Web QA data comes from ScreenQA [26] and Web2Code, with ScreenQA focusing on QA tasks for mobile page images and Web2Code specializing in QA for PC webpage content.

2) *Document Content and Layout-Related Data*: These data focus on analyzing the structure and content of documents, similar to webpage layout detection but with more emphasis on hierarchical structures and semantic reasoning. Document layout detection data annotates structured content (e.g., titles, paragraphs, tables) to help the model understand document hierarchy, using datasets like PDF-Eng-Image-50k⁴ and IDL-Image-100k datasets [27]. Document QA data includes DocLocal4k⁵, DocReason25k⁶, and CORD-V2 [28] (for receipt-like documents), covering tasks such as content localization, semantic reasoning, and fine-grained bounding box annotations.

3) *Other Data*: General-purpose data focus on tasks less related to webpages or documents, primarily for general QA training. We introduced the Bunny [5] and LLaVAR-Instruct-16k [29] datasets.

IV. EXPERIMENTS

In this chapter, we evaluate the performance of our RWKV-UI model on various web-related tasks. First, in IV-A, we introduce the experimental setup, including datasets, model configurations, and the training process. Next, in IV-C, we present the main results, using VisualWebBench as the evaluation benchmark. Finally, in IV-D we conduct ablation experiments to analyze the impact of different components on the model’s performance.

A. Experiments Setup

Our experiments are divided into three training stages: pretraining, domain pretrain, and fine-tuning. Inspired by LLaVA-NeXT [30], we further pretrain the model on domain-specific data related to web user interfaces and documents. This stage aims to reinforce the model’s prior knowledge in UI and document understanding, enabling it to grasp domain-specific vocabulary, structures, and semantics more deeply, thereby improving its performance on downstream tasks in this domain. During both the domain-specific pretraining and fine-tuning stages, we froze the three visual encoders and fine-tuned only the language model.

B. Benchmark

We employ VisualWebBench [31] to evaluate the performance of our model. VisualWebBench is a multimodal benchmark that assesses models on webpage understanding tasks using seven key metrics⁷: Heading OCR, Captioning, WebQA, Action Grounding, Element OCR, Element Grounding, and Action Prediction. The test set comprises instances from 139 real websites covering 87 subdomains.

⁴<https://huggingface.co/datasets/pixparse/pdfa-eng-wds>

⁵<https://huggingface.co/datasets/mPLUG/DocLocal4K>

⁶<https://huggingface.co/datasets/mPLUG/DocReason25K>

⁷More details about the metrics of this benchmark can be found in the appendix.

¹More details of visual prompts in the appendix.

²More details of our training data in the appendix.

³<https://huggingface.co/silatus>

TABLE I
THE COMPARISON OF THE RWKV-UI MODEL WITH OPEN-SOURCE GENERAL MLLM MODELS AND GUI AGENT MODELS ON VISUALWEBBENCH.

Model	Params	Website		Element		Action		Average	
		Caption	WebQA	HeadOCR	OCR	Ground	Prediction		Ground
Open Source MLLMs									
BLIP-2	8.2B	11.0	5.2	20.6	2.6	15.5	14.9	8.7	11.2
mPLUG-Owl2	8.2B	12.7	19.9	51.6	7.2	11.9	23.1	3.9	18.6
Qwen-VL	7B	21.8	32.2	48.4	13.4	14.0	26.7	10.7	23.9
CogVLM	17B	16.6	30.6	<u>65.9</u>	10.0	17.7	11.7	<u>23.3</u>	25.1
VILA-13B	13B	12.7	28.8	67.9	12.6	16.5	36.3	16.5	27.3
DeepSeek-VL-7B	7B	18.1	30.0	63.4	18.1	16.2	<u>35.2</u>	15.5	28.1
CogAgent-Chat	17B	16.3	53.3	20.2	32.4	41.6	13.5	<u>23.3</u>	28.7
RWKV-UI-1.6B	1.6B	20.4	20.4	59.9	25.9	<u>39.5</u>	32.7	34.9	33.4
LLaVA-1.6-7B	7B	27.0	39.8	57.3	<u>54.8</u>	31.7	30.6	10.7	36.0
LLaVA-1.6-13B	13B	<u>26.5</u>	<u>44.5</u>	52.8	56.1	31.7	48.4	15.5	36.0

* **bold** indicates the highest score, underlined indicates the second-highest score.

C. Main Results

The test results of the open-source models and RWKV-UI are presented in Tab. I: Our model achieved an impressive average score of 33.4, demonstrating exceptional performance with only 1.6B parameters. It outperformed all other models of similar size and rivaled and even surpassed the performance of larger models (e.g., 7B and 13B) on certain metrics. Notably, in the Action Grounding task, our model achieved 34.9, the highest score among all open-source multimodal models with fewer than 17B parameters. This outstanding performance is primarily attributed to the synergistic integration of our proposed COT and layout detection strategies, which enhance the model’s reasoning capability and improve the alignment between visual elements and semantic structures. Furthermore, in the Element Grounding task, our model achieved a score of 39.5, the second-highest overall. This performance highlights the model’s enhanced ability to capture and recognize elements, with visual prompts and high-resolution input playing a key role. Our model’s average score of 33.4 also ranks as the second-highest overall, surpassed only by the LLaVA-1.6-13B.

This result demonstrates that our strategy enables the RWKV-UI 1.6B model to achieve highly competitive performance in webpage understanding tasks, particularly in UI action prediction, element grounding, and page parsing, despite its smaller parameter size.

D. Ablation Studies

TABLE II
THE COMPARISON OF MODELS WITH AND WITHOUT HIGH RESOLUTION

Method	Resolution	Element		Action			
		HeadOCR	OCR	Ground	Prediction	Ground	Average
Standard Resolution	1024x1024	45.1	16.5	20.1	17.8	23.3	22.5
High Resolution	4090x4096	54.0	23.6	29.3	22.4	17.5	26.4

1) *Ablation Study on Resolution Strategy*: As illustrated in Fig. 1, the standard resolution strategy relies solely on the global features extracted by the three visual encoders, while the high-resolution strategy combines both global and local features. We compared the performance of models using

the standard resolution strategy (1024x1024) and the high-resolution strategy (4096x4096), as shown in Tab. III. High-resolution input resulted in significant performance improvements across multiple tasks, including Element Grounding (20.1 → 29.3), HeadOCR (45.1 → 54.0), and OCR (16.5 → 23.6), compared to the standard resolution. This improvement arises from the ability of high-resolution input to capture finer visual details, which provides clearer contextual information for element recognition in complex layouts. The overall average score increased from 22.5 to 26.4, highlighting the critical role of high-resolution input in enhancing the model’s webpage understanding capabilities. However, the decline in performance on the Ground task may stem from high-resolution input introducing an overwhelming amount of detail, making it harder for the model to concentrate on webpage action behaviors. Consequently, the incorporation of relevant visual prompts becomes essential to address this limitation and refocus the model.

TABLE III
THE COMPARISON OF MODELS WITH AND WITHOUT THE VISUAL PROMPT, COT AND LAYOUT DETECTION STRATEGY

Method	Element		Action			
	HeadOCR	OCR	Ground	Prediction	Ground	Average
baseline	28.5	8.9	18.2	16.4	22.3	17.0
+Visual prompt	54.0	23.6	29.3	22.4	17.5	26.4
+CoT	55.0	25.1	43.3	34.5	26.2	31.9
+Layout detection	59.9	25.9	39.5	32.7	34.9	33.4

2) *Ablation Study on Visual Prompt*: To validate the effectiveness of the Visual Prompt and Chain of Thought (CoT) strategies, we conducted rigorous ablation experiments, ensuring consistency in model size, training data, and experimental settings. The Caption and WebQA metrics showed only slight changes, indicating limited impact from these strategies, and were therefore excluded from further analysis. As shown in Tab. III: The introduction of the Visual Prompt significantly improved the model’s ability on HeadOCR(28.5 → 54), Element Ground(18.2 → 29.3) and OCR(8.9 → 23.6), effectively guiding it to understand the positioning and functionality of elements in webpage screenshots.

3) *Ablation Study on CoT Strategy*: With the addition of the CoT strategy, the model first develops a comprehensive understanding of target interactive elements before reasoning, simulating a human-like learning process. This strategy greatly enhances the model’s performance in the Element Ground(29.3 → 43.3) and Prediction(22.4 → 34.5) metrics.

4) *Ablation Study on Layout Detection*: The Layout Detection shows a particularly significant improvement in the Action Ground(26.2 → 34.9) metric. By capturing the spatial relationships of interactive elements and their connections to surrounding regions, as well as providing global page structure information.

TABLE IV

THE COMPARISON OF MODELS WITH AND WITHOUT DOMAIN PRETRAIN

DP	Websight			Element			Action		
	Caption	WebQA	HeadOCR	OCR	Ground	Prediction	Ground	average	
✓	20.4	20.4	59.9	25.9	39.5	32.7	34.9	33.4	
✗	20.0	18.9	42.7	9.6	33.4	27.4	29.1	25.6	

5) *Ablation Study on Domain Pretrain*: As show in Tab. IV: In the ablation study of Domain Pretrain(DP), the results demonstrate that domain pretrain plays a crucial role in improving the model’s subsequent training process. In specialized domain training, the model is often exposed to a continuous input of new domain-specific knowledge, which increases the complexity of learning and makes training more challenging. Domain pretrain addresses this issue by injecting domain-specific prior knowledge into the model, enabling it to establish an initial understanding of the domain and reducing its reliance on learning everything during subsequent training stages. This prior knowledge allows the model to adapt more efficiently to complex tasks in later training stages, especially in tasks such as OCR and Grounding, where the model demonstrates significantly improved precision in understanding page structures and interactive elements.

V. CONCLUSION

This study presents RWKV-UI, a visual language model specifically designed for high-resolution user interface (UI) understanding. With a three-encoder architecture and partition encoding strategy, combined with visual prompt engineering and the CoT mechanism, the model outperforms existing models of similar scale in both performance and reasoning capabilities. It provides a reliable technical framework for high-resolution UI tasks and holds potential for further applications in multimodal scenarios.

REFERENCES

- [1] Haotian Liu, Chunyuan Li, Qingyang Wu, and Yong Jae Lee, “Visual instruction tuning,” in *Proceedings of the 37th International Conference on Neural Information Processing Systems*, Red Hook, NY, USA, 2023, NIPS ’23, Curran Associates Inc.
- [2] Haoyu Lu, Wen Liu, Bo Zhang, Bingxuan Wang, Kai Dong, and Bo Liu, “Deepseek-vl: Towards real-world vision-language understanding,” *CoRR*, vol. abs/2403.05525, 2024.
- [3] Qinghao Ye, Haiyang Xu, Jiabo Ye, Ming Yan, Anwen Hu, Haowei Liu, Qi Qian, Ji Zhang, and Fei Huang, “mplug-owl2: Revolutionizing multi-modal large language model with modality collaboration,” in *2024 IEEE/CVF Conference on Computer Vision and Pattern Recognition (CVPR)*, 2024, pp. 13040–13051.

- [4] Zhiliang Peng, Wenhui Wang, Li Dong, Yaru Hao, Shaohan Huang, Shuming Ma, Qixiang Ye, and Furu Wei, “Grounding multimodal large language models to the world,” in *The Twelfth International Conference on Learning Representations*, 2024.
- [5] Muyang He, Yexin Liu, Boya Wu, Jianhao Yuan, Yueze Wang, Tiejun Huang, and Bo Zhao, “Efficient multimodal learning from data-centric perspective,” 2024.
- [6] Keen You, Haotian Zhang, and Eldon Schoop, “Ferret-ui: Grounded mobile ui understanding with multimodal llms,” in *Computer Vision – ECCV 2024*, Cham, 2025, pp. 240–255, Springer Nature Switzerland.
- [7] Gilles Baechler, Srinivas Sunkara, Maria Wang, and Fedir Zubach, “Screenai: A vision-language model for ui and infographics understanding,” 2024.
- [8] Junyang Wang, Haiyang Xu, and Jiabo Ye, “Mobile-agent: Autonomous multi-modal mobile device agent with visual perception,” in *ICLR 2024 Workshop on Large Language Model (LLM) Agents*, 2024.
- [9] Mario Linares-Vásquez, Kevin Moran, and Denys Poshyvanyk, “Continuous, evolutionary and large-scale: A new perspective for automated mobile app testing,” in *2017 IEEE International Conference on Software Maintenance and Evolution (ICSME)*, 2017, pp. 399–410.
- [10] Zixian Guo, Bowen Dong, Zhilong Ji, Jinfeng Bai, Yiwen Guo, and Wangmeng Zuo, “Texts as images in prompt tuning for multi-label image recognition,” *CVPR*, pp. 2808–2817, 2022.
- [11] Chen Ju, Tengda Han, Kunhao Zheng, and Zhang, “Prompting visual-language models for efficient video understanding,” in *ECCV 2022*, Berlin, Heidelberg, 2022, p. 105–124, Springer-Verlag.
- [12] Kaiyang Zhou, Jingkang Yang, Chen Change Loy, and Ziwei Liu, “Conditional prompt learning for vision-language models,” in *CVPR*, 2022, pp. 16795–16804.
- [13] Yuan Yao, Ao Zhang, and Zhengyan Zhang, “Cpt: Colorful prompt tuning for pre-trained vision-language models,” *AI Open*, vol. 5, pp. 30–38, 2024.
- [14] Qing Jiang, Feng Li, Tianhe Ren, Shilong Liu, Zhaoyang Zeng, Kent Yu, and Lei Zhang, “T-rax: Counting by visual prompting,” 2023.
- [15] Qing Jiang, Feng Li, Zhaoyang Zeng, Tianhe Ren, Shilong Liu, and Lei Zhang, “T-rax2: Towards generic object detection via text-visual prompt synergy,” in *Computer Vision – ECCV 2024*, Cham, 2025, pp. 38–57, Springer Nature Switzerland.
- [16] Izzeddin Gur, Ulrich Rueckert, Aleksandra Faust, and Dilek Hakkani-Tur, “Learning to navigate the web,” in *International Conference on Learning Representations*, 2019.
- [17] Evan Zheran Liu, Kelvin Guu, Panupong Pasupat, Tianlin Shi, and Percy Liang, “Reinforcement learning on web interfaces using workflow-guided exploration,” *ArXiv*, vol. abs/1802.08802, 2018.
- [18] China. Xiaoyan Zhang, Zhao Yang, Jiaxuan Liu, Yucheng Han, Xin Chen, Zebiao Huang, Bin Fu, and Gang Yu, “Appagent: Multimodal agents as smartphone users,” *ArXiv*, vol. abs/2312.13771, 2023.
- [19] Bo Peng, Eric Alcaide, Quentin Anthony, and Alon Albalak, “RWKV: Reinventing RNNs for the transformer era,” in *Findings of the Association for Computational Linguistics: EMNLP 2023*, Singapore, Dec. 2023, pp. 14048–14077, Association for Computational Linguistics.
- [20] Haowen Hou, Peigen Zeng, Fei Ma, and Fei Richard Yu, “VisualRWKV: Exploring recurrent neural networks for visual language models,” in *Proceedings of the 31st International Conference on Computational Linguistics*, Abu Dhabi, UAE, Jan. 2025, pp. 10423–10434, Association for Computational Linguistics.
- [21] Bin Wang, Chao Xu, Xiaomeng Zhao, Linke Ouyang, Fan Wu, Zhiyuan Zhao, Rui Xu, Kaiwen Liu, Yuan Qu, Fukai Shang, et al., “Mineru: An open-source solution for precise document content extraction,” *arXiv preprint arXiv:2409.18839*, 2024.
- [22] Zhiyuan Zhao, Hengrui Kang, Bin Wang, and Conghui He, “Doclayout-yolo: Enhancing document layout analysis through diverse synthetic data and global-to-local adaptive perception,” 2024.
- [23] Hugo Launçon, Léo Tronchon, and Victor Sanh, “Unlocking the conversion of web screenshots into HTML code with the websight dataset,” *CoRR*, vol. abs/2403.09029, 2024.
- [24] Jason Wu, Siyan Wang, Siman Shen, and Peng, “Webui: A dataset for enhancing visual ui understanding with web semantics,” in *Proceedings of the 2023 CHI Conference on Human Factors in Computing Systems*, 2023, CHI ’23.
- [25] Sukmin Yun, haokun lin, Rusiru Thushara, and Mohammad Bhat, “Web2code: A large-scale webpage-to-code dataset and evaluation framework for multimodal llms,” in *Advances in Neural Information*

Processing Systems. 2024, vol. 37, pp. 112134–112157, Curran Associates, Inc.

- [26] Yu-Chung Hsiao, Fedir Zubach, Gilles Baechler, Victor Carbune, Jason Lin, Maria Wang, Srinivas Sunkara, Yun Zhu, and Jindong Chen, “Screenqa: Large-scale question-answer pairs over mobile app screenshots,” 2024.
- [27] Ali Furkan Biten, Rubèn Tito, and Lluís Gomez, “Ocr-idl: Ocr annotations for industry document library dataset,” in *Computer Vision – ECCV 2022 Workshops*, 2023, pp. 241–252.
- [28] Geewook Kim, Teakgyu Hong, and Moonbin Yim, “Ocr-free document understanding transformer,” in *Computer Vision – ECCV 2022*, Cham, 2022, pp. 498–517, Springer Nature Switzerland.
- [29] Yanzhe Zhang, Ruiyi Zhang, Jiuxiang Gu, Yufan Zhou, Nedim Lipka, Diyi Yang, and Tong Sun, “Enhanced visual instruction tuning for text-rich image understanding,” 2024.
- [30] Bo Li, Hao Zhang, Kaichen Zhang, Dong Guo, Yuanhan Zhang, Renrui Zhang, Feng Li, Ziwei Liu, and Chunyuan Li, “Llava-next: What else influences visual instruction tuning beyond data?,” May 2024.
- [31] Junpeng Liu, Yifan Song, Bill Yuchen Lin, Wai Lam, Graham Neubig, Yuanzhi Li, and Xiang Yue, “Visualwebbench: How far have multimodal llms evolved in web page understanding and grounding?,” 2024.

APPENDIX

A. Examples of visual prompt

Here, we present examples of the CoT visual prompt data we designed, as shown in Fig. 3 and 4. We utilized the ChatGPT-4 API to generate corresponding prediction data for webpage behaviors, incorporating both recognition and reasoning chains: First, we let GPT4o identify the text or image content in the web page pictures annotated with red rectangular frames, and conduct a simple OCR and content understanding. Subsequently, based on this content, we let GPT4o predict the web page content after a clicking behavior.

ChatGPT 4o prompt

You are given a screenshot of a webpage with a red rectangular bounding box that contains an image. Please analyze the context of the webpage and the context in the red rectangular bounding box.

Generate 8 concise descriptions (A to H) specifically related to the image in the red rectangular bounding box. Only one description should be correct based on the actual image content, while the other seven should be incorrect but plausible.

Please ensure each description is concise and directly related to the image without any prefixes like "The image shows...".

Format your response as follows:

correct: [Correct description]

incorrect: [Incorrect description]

incorrect: [Incorrect description]

incorrect: [Incorrect description]

incorrect: [Incorrect description]

incorrect: [Incorrect description]

incorrect: [Incorrect description]

incorrect: [Incorrect description]

Fig. 3. Prompts for calling the GPT API.

B. Train details

During the pre-training stage, we used 558k data from LLaVA for pre-training. We conducted the training on four 4090 GPUs with 24G of running memory. A single epoch took approximately 20 minutes. Due to limited memory, we set the minimum batch size to 1 and carried out the training for 140 epochs. It took about 46.5 hours for the pre-training. During the pre-training stage, we froze 24 layers of RWKV. The initial learning rate was $1e-3$, and the data precision type was `bfloat16`.

In the domain pre-training stage, we utilized 193k data that we collected and processed, including abundant chart-text and basic web question-and-answer data. We trained for 48 epochs, which took 16 hours. The initial learning rate was $6e-5$, and we unfroze 24 layers of RWKV model.

Finally, in the fine-tuning training stage, we adopted 555k data containing visual prompts. The learning rate was $6e-5$, and the batch size remained 1. We trained for 139 epochs, which took about 46 hours.

C. Datasets

The specific data components used in the three training stages are provided in Tab. V.

D. Results on VisualWebbench

Next, we will present the test results of the RWKV - UI model on different metrics of VisualWebbench, as shown in Fig. 5. The figure shows the test data and results of seven metrics: Heading OCR, Captioning, WebQA, Action Grounding, Element OCR, Element Grounding, and Action Prediction. Among them, the `bbox_ratio` in the test examples of the Element OCR and Action Prediction metrics represents the relative coordinates of the red bounding box within the webpage image.

Screenshot input with a red rectangle bounding box



The generated multi-turn question and answer data.

Question: <image>\nYou are given a screenshot of a webpage. What is the text inside the red rectangular bounding box?

Answer: HUMAN SPACEFLIGHT

Question: You are given a screenshot of a webpage **with a red rectangle bounding box**. Please select the best webpage description that matches the new webpage after clicking the selected element in the bounding box:

- A: A FAQ section on SpaceX's satellite internet services and subscription plans.
- B: An in-depth article about the Hakuto-R Mission 1 lunar landing.
- C: A comprehensive list of all past and upcoming rideshare missions.
- D: Information about SpaceX's human spaceflight missions, including Crew Dragon and NASA partnerships.
- E: Details about the Falcon Heavy rocket's specifications and past missions.
- F: The purchase page for SpaceX merchandise, including mission patches and apparel.
- G: A media gallery featuring images and videos of recent Starlink satellite launches.
- H: A page showcasing Starship's development timeline and future missions.

Answer: D

Fig. 4. An example of CoT data generated by calling the ChatGPT 4.0 API.

TABLE V
TRAINING DATA STATISTICS

Training State	Dataset Name	Num	Sum
Pretrain	LLaVA Instruct	558k	58k
	cord-v2	0.8k	
Domain Pretrain	DocLocal4k	4.2k	193k
	DocReason25k	25.7k	
	PDF Association dataset	40k	
	Industry Documents Library	15.5k	
	Websight	107k	
Fine Tuning	web2code	35k	555k
	Bunny	140k	
	websight	220k	
	PDF Association dataset	9.3k	
	Industry Documents Library	7.6k	
	screenqa	33k	
	LLaVAR-Instruct-16k	33k	
	webui-7kbal	75k	
1k-websight	1k		

WebQA

Question: Which social media platform is mentioned in the webpage?

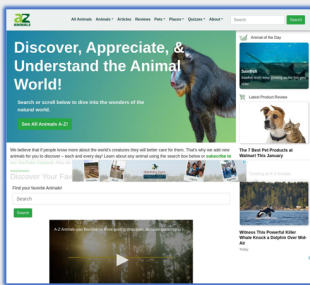


RWKV-UI Pred: Facebook.

Glod: facebook.

WebCaption

Question: Please tell me the function of this webpage and summarize the content contained in this webpage. In addition, your answer should not be too formulaic but rich.

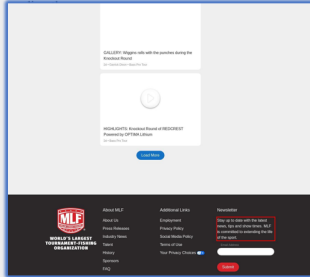


RWKV-UI Pred: The webpage is an online platform for sharing information about animals, including articles, reviews, and quizzes. It aims to educate and inform visitors about various animals and their characteristics.

Glod: Explore the largest, most trusted collection of animal facts and media. Discover, appreciate, and understand over 1,000 animals. Dive into daily updates, articles, and quizzes on the natural world at A-Z Animals.

Element OCR

Question: You are given a screenshot of a webpage with a red rectangle bounding box and the relative coordinate of the four vertices of the red rectangular bounding box is (bbox_ratio). Please analyze the content in the red rectangular bounding box formed by these four coordinates and tell me the content

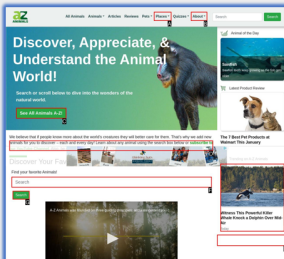


RWKV-UI Pred: Stay up to date with the latest news, tips, and shows at MFL.

Glod: Stay up to date with the latest news, tips and show times. MFL is committed to extending the life of the sport.

Element Ground

Question: In this website screenshot, I have labeled IDs for some HTML elements as candidates. Tell me which one best matches the description: Places You should directly tell me your choice in a single uppercase letter, and do not output any explanation or any other contents.

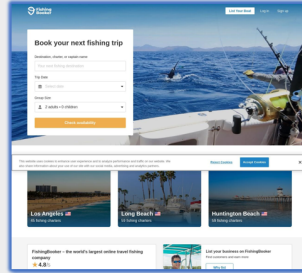


RWKV-UI Pred: A

Glod: A

HeadingOCR

Question: You are given a screenshot of a webpage. Please generate the main text of the screenshot, which can be regarded as the heading of the webpage.?



RWKV-UI Pred: Book Your Next Fishing Trip.

Glod: Book Your Next Fishing Trip.

Action Ground

Question: You are given a screenshot of a webpage with some red rectangle bounding boxes which labeled in letters: A,B,C,D,E,F,G,H. Please based on the following task: navigate to the blog section. Tell me which one I should click to complete the task. You should directly tell me your choice in a single uppercase letter, and do not output any explanation or any other contents.

RWKV-UI Pred: D



Glod: D

Action Prediction

Question: You are given a screenshot of a webpage with a red rectangle bounding box. The [x1, y1, x2, y2] coordinates of the red rectangle bounding box is (bbox_ratio). Please analyze the text and images content around the red rectangle bounding box and choose the most relevant options from:

- A: "Sex Archives - The Everygirl",
- B: "Dating Archives - The Everygirl",
- C: "Contact - The Everygirl",
- D: "Spring Archives - The Everygirl",
- E: "28 Lunches You Can Meal Prep on Sunday | The Everygirl",
- F: "These are the Most Compatible Zodiac Signs | The Everygirl",
- G: "Product Reviews Archives - The Everygirl",
- H: "Capsule Wardrobe Archives - The Everygirl"

RWKV-UI Pred: B

Glod: B

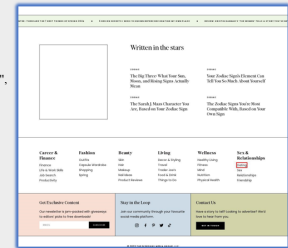


Fig. 5. The results on seven metrics.