

# Passive feedback control for nonlinear systems

Tobias Breiten <sup>\*†</sup>, Attila Karsai <sup>\*‡</sup>

March 19, 2025

## Abstract

Dynamical systems can be used to model a broad class of physical processes, and conservation laws give rise to system properties like passivity or port-Hamiltonian structure. An important problem in practical applications is to steer dynamical systems to prescribed target states, and feedback controllers combining a regulator and an observer are a powerful tool to do so. However, controllers designed using classical methods do not necessarily obey energy principles, which makes it difficult to model the controller-plant interaction in a structured manner. In this paper, we show that a particular choice of the observer gain gives rise to passivity properties of the controller that are independent of the plant structure. Furthermore, we state conditions for the controller to have a port-Hamiltonian realization and show that a model order reduction scheme can be deduced using the framework of nonlinear balanced truncation. In addition, we propose a novel passivity preserving discrete gradient scheme for the time discretization of passive systems. To illustrate our results, we numerically realize the controller using the policy iteration and compare it to a controller where the observer gain is given by the extended Kalman filter.

## 1 Introduction

To enforce some behavior on the state of a dynamical system, a common approach is closed loop controller design, where measurements of the dynamical system to be controlled, the *plant*, are fed into a second dynamical system, the *controller*, which then feeds back to the plant. In the context of modeling real-world phenomena, often additional structure is present in the system dynamics. One example is passivity, which describes systems unable to generate energy on their own [33,34]. If two passive systems are connected using *power-conserving interconnection*, then the coupled system is again passive [29, Theorem 2.10]. This fact allows for a modularized modeling approach of large-scale dynamical systems if all subsystems are passive [20]. Further, passivity properties can be incorporated in the algebraic structure of the dynamics by means of the *port-Hamiltonian* formalism [31].

---

<sup>\*</sup>Institute of Mathematics, Technische Universität Berlin, Germany.

<sup>†</sup>tobias.breiten@tu-berlin.de

<sup>‡</sup>karsai@math.tu-berlin.de

Unfortunately, already for linear systems, classical feedback control design methods like *linear quadratic Gaussian* (LQG) control fail to construct a passive controller, even if the plant was passive to begin with, see, e.g., [14]. As a remedy, in [3] a modification of LQG control is discussed. Here, the key idea is to modify the underlying cost functionals in such a way that a port-Hamiltonian structure in the controller is enforced, and the controller turns out to be a combination of optimal state feedback and collocated output feedback. The main goal of our contribution is to extend these results to the nonlinear setting. In contrast to *passivity based control* (PBC) [23, 24], which is another prominent control scheme incorporating passivity, our approach does not require additional algebraic structures in the plant. Moreover, the PBC approach does not rely on optimal feedback laws characterized by the Hamilton–Jacobi–Bellman equation. In its current form, our approach is however limited to steering the closed loop trajectory to the origin.

We consider a plant of the form

$$\begin{aligned}\dot{z}(t) &= f(z(t)) + B(z(t))u(t), \quad z(0) = z_0, \\ y(t) &= h(z(t))\end{aligned}\tag{1}$$

with  $f: \mathbb{R}^n \rightarrow \mathbb{R}^n$ ,  $B: \mathbb{R}^n \rightarrow \mathbb{R}^{n,m}$  and  $h: \mathbb{R}^n \rightarrow \mathbb{R}^m$ . Here,  $t \geq 0$  is the time,  $z(t) \in \mathbb{R}^n$  is the state of the system with initial condition  $z(0) = z_0$ ,  $u(t)$  is a control input with values in a set  $U \subseteq \mathbb{R}^m$  with  $0 \in U$ , and  $y(t) \in \mathbb{R}^m$  models measurements. Throughout the paper, we assume existence of solutions of (1) on  $[0, \infty)$  and suppress the time dependency of  $z$ ,  $u$  and  $y$  for the sake of brevity. For the system above, passivity takes the form of the existence of nonnegative *storage function*  $\mathcal{H}: \mathbb{R}^n \rightarrow \mathbb{R}$  satisfying

$$\mathcal{H}(z(t_1)) - \mathcal{H}(z(t_0)) \leq \int_{t_0}^{t_1} y(t)^\top u(t) dt\tag{2}$$

for all  $t_1 \geq t_0$  along solutions of (1). As shown in [11, 22], under smoothness assumptions passivity is equivalent to the existence of  $\ell: \mathbb{R}^n \rightarrow \mathbb{R}^p$  with

$$\begin{aligned}\eta(z)^\top f(z) &= -\ell(z)^\top \ell(z) \\ B(z)^\top \eta(z) &= h(z)\end{aligned}\tag{3}$$

for all  $z \in \mathbb{R}^n$ , where we set  $\eta := \nabla \mathcal{H}$ . We will mainly use the implication “(3)  $\Rightarrow$  passivity”, which follows from the energy balance

$$\begin{aligned}\mathcal{H}(z(t_1)) - \mathcal{H}(z(t_0)) &= \int_{t_0}^{t_1} \frac{d}{dt} \mathcal{H}(z) dt = \int_{t_0}^{t_1} \eta(z)^\top \dot{z} dt \\ &= \int_{t_0}^{t_1} \eta(z)^\top f(z) + \eta(z)^\top B(z)u dt = \int_{t_0}^{t_1} -\ell(z)^\top \ell(z) + y^\top u dt.\end{aligned}\tag{4}$$

If access to the state  $z$  of (1) is available, then one possibility to construct a controller is considering an optimal control problem and choosing the control  $u$  as the associated optimal feedback law. We will focus on the problem

$$\widehat{\mathcal{H}}(z_0) = \inf_{u \in \mathcal{U}_{\text{ad}}(z_0)} \left\{ \frac{1}{2} \int_0^\infty y^\top y + u^\top u dt \right\}\tag{5}$$

subject to the dynamics (1) with the initial condition  $z(0) = z_0$  and associated value function  $\widehat{\mathcal{H}}$ . Here, the set of admissible controls  $\mathcal{U}_{\text{ad}}(z_0)$  is defined as

$$\mathcal{U}_{\text{ad}}(z_0) := \{u \in L^2([0, \infty), U) \mid u \text{ renders the integral in (5) finite}\}.$$

We refer the reader to, e.g., [6] for a detailed discussion on the existence of optimal controls for (5), and make the following simplifying assumption throughout the paper.

**Assumption 1.** *The set of admissible controls  $\mathcal{U}_{\text{ad}}(z_0)$  is nonempty for all initial values  $z_0 \in \mathbb{R}^n$ , and the value function  $\widehat{\mathcal{H}}$  of (5) is continuously differentiable with derivative  $\widehat{\eta} = \nabla \widehat{\mathcal{H}}$ .*

Under Assumption 1, classical Hamilton–Jacobi–Bellman theory [5] states that an optimal control is given by the feedback law  $u^*(z) = -B(z)^\top \widehat{\eta}(z)$  and that  $\widehat{\mathcal{H}}$  is a storage function for the closed loop system. Unfortunately, the state  $z$  is not always available in applications, so that directly implementing  $u^*$  may not be feasible. In this case, one possibility is to resort to an approximation  $\widetilde{z}$  of  $z$  and choosing  $u(\widetilde{z}) = -B(\widetilde{z})^\top \widehat{\eta}(\widetilde{z})$  as the control. A common approach is choosing  $\widetilde{z}$  as the state of a Luenberger observer [18], which in this case takes the form

$$\begin{aligned} \dot{\widetilde{z}} &= f(\widetilde{z}) - B(\widetilde{z})B(\widetilde{z})^\top \widehat{\eta}(\widetilde{z}) + L(\cdot, \widetilde{z})(y - h(\widetilde{z})), \quad \widetilde{z}(0) = \widetilde{z}_0, \\ \widetilde{y} &= B(\widetilde{z})\widehat{\eta}(\widetilde{z}), \end{aligned} \tag{6}$$

where  $y - h(\widetilde{z})$  is the *measurement error* and  $L(t, \widetilde{z}(t)) \in \mathbb{R}^{n,m}$  is the *observer gain* at time  $t$ . If we interpret  $y = \widetilde{u}$  as a control input to (6), then the feedback law  $u(\widetilde{z}) = -B(\widetilde{z})^\top \widehat{\eta}(\widetilde{z}) = -\widetilde{y}$  is the result of the power-conserving interconnection of (1) and (6).

The paper is structured as follows. Section 2 contains our main contribution, where we show that the choice  $L(\cdot, \widetilde{z}) = B(\widetilde{z})$  in (6) leads to a passive controller, regardless of the system structure of (1). Furthermore, we apply results from Hamilton–Jacobi–Bellman theory to interpret the controller structure as a modification of the associated cost functionals. Moreover, we study the possibility of a port-Hamiltonian realization of the controller, and comment on the applicability of our results to model order reduction using nonlinear balanced truncation. To study the passivity of the proposed controller, in Section 3 a novel passivity preserving time discretization scheme based on discrete gradient pairs is proposed. In Section 4, we showcase the effectiveness of the controller using numerical experiments. We study its behavior, compare it to the controller with the observer gain given by the extended Kalman filter, and verify the passivity of the controller. For the latter, we employ the scheme from Section 3. Finally, in Section 5 we summarize our findings and give an outlook on possible topics for future research.

**Notation.** We denote the set of all  $k$ -times continuously differentiable functions from  $U$  to  $V$  by  $C^k(U, V)$  and abbreviate  $C^k := C^k(U, V)$  when the spaces  $U$  and  $V$  are clear from context. The Jacobian of a function  $f: \mathbb{R}^n \rightarrow \mathbb{R}^n$  and the gradient of a function  $g: \mathbb{R}^n \rightarrow \mathbb{R}$  at a point  $z$  are denoted by  $Df(z)$  and  $\nabla g(z)$ , respectively.

For a matrix  $A \in \mathbb{R}^{n,n}$ , we denote the skew-symmetric part and symmetric part by  $A_S := \frac{1}{2}(A - A^\top)$  and  $A_H := \frac{1}{2}(A + A^\top)$ , respectively, where  $\cdot^\top$  denotes the transpose. Further, we write  $A \succeq 0$  if  $z^\top A z \geq 0$  for all  $z \in \mathbb{R}^n$ , and  $A \succ 0$  if  $z^\top A z > 0$  for all  $z \in \mathbb{R}^n \setminus \{0\}$ . The rank of the matrix  $A$  is denoted by  $\text{rank}(A)$ . Mostly, we suppress the time dependency of functions and write  $z$  instead of  $z(t)$ . For  $p \in [1, \infty]$  we denote the associated Lebesgue space as  $L^p$ . For a given control function  $u: [0, \infty) \rightarrow U$  in (1), we occasionally denote the associated trajectory at time  $t$  by  $z(t; u)$ .

## 2 The passive controller

In this section, we show that the choice  $L(\cdot, \tilde{z}) = B(\tilde{z})$  in (6) leads to a passive controller for the plant (1). Furthermore, we provide an additional interpretation for the controller structure, study port-Hamiltonian formulations of the controller and present a structure preserving model order reduction scheme based on system balancing.

**Theorem 2** (passive controller). *Let Assumption 1 hold. Then the system*

$$\begin{aligned}\dot{\hat{z}} &= f(\hat{z}) - B(\hat{z})B(\hat{z})^\top \hat{\eta}(\hat{z}) + B(\hat{z})(\hat{u} - h(\hat{z})), \quad \hat{z}(0) = \hat{z}_0, \\ \hat{y} &= B(\hat{z})^\top \hat{\eta}(\hat{z}),\end{aligned}\tag{7}$$

is passive with storage function  $\hat{\mathcal{H}} \geq 0$ .

*Proof.* As we have already mentioned in the introduction, a well known result from Hamilton–Jacobi–Bellman theory [6] is the fact that  $\hat{\eta} = \nabla \hat{\mathcal{H}}$  satisfies the dynamic programming equation

$$\inf_{u \in U} \{ \hat{\eta}(z)^\top (f(z) + B(z)u) + \frac{1}{2}h(z)^\top h(z) + \frac{1}{2}u^\top u \} = 0 \tag{8}$$

for all  $z \in \mathbb{R}^n$ , and that an optimal feedback law is given by  $u^*(z) = -B(z)^\top \hat{\eta}(z)$ . Plugging  $u^*$  in (8), we obtain the Hamilton–Jacobi–Bellman equation

$$\hat{\eta}(z)^\top f(z) - \frac{1}{2}\hat{\eta}(z)^\top B(z)B(z)^\top \hat{\eta}(z) + \frac{1}{2}h(z)^\top h(z) = 0. \tag{9}$$

Since the running cost in (5) is nonnegative, it immediately follows that  $\hat{\mathcal{H}} \geq 0$ . Let us denote  $\hat{f} := f - BB^\top \hat{\eta} - Bh$  such that the dynamics of (7) read as  $\dot{\hat{z}} = \hat{f}(\hat{z}) + B(\hat{z})\hat{u}$ . To verify the passivity of (7), we show that (3) holds with  $f$ ,  $\eta$  and  $y$  replaced by  $\hat{f}$ ,  $\hat{\eta}$  and  $\hat{y}$ , respectively. For the first equation of (3), we notice that due to (9) we have

$$\begin{aligned}\hat{\eta}(\hat{z})^\top \hat{f}(\hat{z}) &= \hat{\eta}(\hat{z})^\top (f(\hat{z}) - B(\hat{z})B(\hat{z})^\top \hat{\eta}(\hat{z}) - B(\hat{z})h(\hat{z})) \\ &= -\frac{1}{2}h(\hat{z})^\top h(\hat{z}) + \frac{1}{2}\hat{\eta}(\hat{z})^\top B(\hat{z})B(\hat{z})^\top \hat{\eta}(\hat{z}) - \hat{\eta}(\hat{z})^\top B(\hat{z})B(\hat{z})^\top \hat{\eta}(\hat{z}) \\ &\quad - \hat{\eta}(\hat{z})^\top B(\hat{z})h(\hat{z}) \\ &= -\frac{1}{2}h(\hat{z})^\top h(\hat{z}) - \frac{1}{2}\hat{\eta}(\hat{z})^\top B(\hat{z})B(\hat{z})^\top \hat{\eta}(\hat{z}) \\ &\quad - \frac{1}{2}(\hat{\eta}(\hat{z})^\top B(\hat{z})h(\hat{z}) + h(\hat{z})^\top B(\hat{z})^\top \hat{\eta}(\hat{z})) \\ &= -\frac{1}{2}(h(\hat{z}) + B(\hat{z})^\top \hat{\eta}(\hat{z}))^\top (h(\hat{z}) + B(\hat{z})^\top \hat{\eta}(\hat{z})) \leq 0\end{aligned}$$

so that  $\hat{\ell}(\hat{z}) = \frac{1}{\sqrt{2}}(h(\hat{z}) + B(\hat{z})^\top \hat{\eta}(\hat{z}))$  satisfies  $\hat{\eta}^\top \hat{f} = -\hat{\ell}^\top \hat{\ell}$ . Finally, we note that the second equation in (3) is satisfied by construction so that passivity of (7) follows.  $\square$

**Remark 3.** Notably, the passivity properties of the controller (7) do not change if we replace  $B(\hat{z})\hat{u}$  and  $\hat{y} = B(\hat{z})^\top \hat{\eta}(\hat{z})$  by  $\tilde{B}(\hat{z})\hat{u}$  and  $\hat{y} = \tilde{B}(\hat{z})^\top \hat{\eta}(\hat{z})$ , respectively, where  $\tilde{B}: \mathbb{R}^n \rightarrow \mathbb{R}^{n,m}$  is an arbitrary function. Our choice  $\tilde{B} = B$  is motivated by the structure of the Luenberger observer (6) and the fact that the optimal feedback for (1) is  $u^*(z) = -B(z)^\top \hat{\eta}(z)$ .

**Remark 4.** Note that (9) implies that the system (1) with output  $\tilde{y} = -B(z)^\top \hat{\eta}(z)$  is dissipative with respect to the supply rate  $s(u, \tilde{y}) = \frac{1}{2}\|\tilde{y}\|^2 + \tilde{y}^\top u$ . See [30, Section 3.5] for details.

From now on, we will mainly focus on the case that (1) is passive in the sense of (3). In this case, the power-conserving interconnection<sup>1</sup> of (1) and (7) is passive by standard passivity results [29, Theorem 2.10]. The next result states that in this case the output feedback term  $-h = -B^\top \eta$  in (7) is the optimal control for a cost functional associated with the passivity structure of (1). The result is a consequence of [9, Theorem 8.3] and can alternatively be obtained using verification theorems, see, e.g., [6, Theorem I.7.1].

**Theorem 5** (interpretation of output feedback). *Let Assumption 1 hold. Further, assume that there exists a nonnegative, radially unbounded storage function  $\mathcal{H} \in C^1$  such that  $\mathcal{H}(0) = 0$ ,  $\mathcal{H}(z) > 0$  for  $z \neq 0$  and  $\eta = \nabla \mathcal{H}$  satisfies (3) with  $\ell \in C^0$ . Additionally, assume that*

$$\ell(z)^\top \ell(z) + y^\top y > 0 \quad (10)$$

for  $z \neq 0$ . Then  $\mathcal{H}$  is the value function of the optimal control problem

$$\inf_{u \in \tilde{\mathcal{U}}_{\text{ad}}(z_0)} \left\{ \frac{1}{2} \int_0^\infty y^\top y + 2\ell(z)^\top \ell(z) + u^\top u \, dt \right\} \quad (11)$$

subject to the dynamics (1), where

$$\begin{aligned} \tilde{\mathcal{U}}_{\text{ad}}(z_0) := \\ \{u \in L^2([0, \infty), U) \mid u \text{ renders the integral in (11) finite and } \lim_{t \rightarrow \infty} z(t; u) = 0\}, \end{aligned}$$

and the feedback law  $\tilde{u}^*(z) = -B(z)^\top \eta(z) = -h(z)$  is an optimal control.

*Proof.* Note that (3) together with (10) implies

$$\eta(z)^\top f(z) - \eta(z)^\top B(z)B(z)^\top \eta(z) < 0$$

for  $z \neq 0$ . In addition, since the origin is the unique global minimum of  $\mathcal{H}$ , we obtain  $\eta(0) = 0$  and thus  $f(0) = 0$ . The claim now follows from [9, Theorem 8.3].  $\square$

As the next remark illustrates, condition (10) can be restrictive.

**Remark 6.** Assume that (1) is a linear time-invariant port-Hamiltonian system of the form

$$\begin{aligned} \dot{z} &= (J - R)Qz + Bu, \\ y &= B^\top Qz, \end{aligned} \quad (12)$$

---

<sup>1</sup>Power-conserving interconnection refers to setting  $\hat{u} = y$  and  $u = -\hat{y}$ .

where  $J, R, Q \in \mathbb{R}^{n,n}$  satisfy  $J = -J^\top$ ,  $R = R^\top \succeq 0$  and  $Q = Q^\top \succ 0$ . Then  $\ell(z)^\top \ell(z) = -\eta(z)^\top f(z) = z^\top Q R Q z$  so that (10) reads as

$$z^\top Q R Q z + z^\top Q B B^\top Q z > 0$$

for  $z \neq 0$ . Since  $Q$  is assumed to be invertible, this is equivalent to  $R + B B^\top \succ 0$  or alternatively  $\text{rank}(\begin{bmatrix} R & B \end{bmatrix}) = n$ . As discussed in, e.g., [4, Proposition 5], this is sufficient but not necessary for the stabilizability and detectability of (12).

The next remark highlights the connection of our results to the ones obtained for the linear case [3].

**Remark 7.** As in Remark 6, assume that (1) is in the form (12) and denote  $A := (J - R)Q$  and  $C := B^\top Q$ . In addition, assume that the system is stabilizable and detectable. Then the value function  $\widehat{\mathcal{H}}$  of (5) is given by  $\widehat{\mathcal{H}}(z_0) = \frac{1}{2} z_0^\top P_c z_0$ , where  $P_c = P_c^\top \succ 0$  is the stabilizing solution to the algebraic Riccati equation

$$A^\top P_c + P_c A - P_c B B^\top P_c + C^\top C = 0. \quad (13)$$

We then have  $\widehat{\eta}(\widehat{z}) = P_c \widehat{z}$  and the controller (7) is given by

$$\begin{aligned} \dot{\widehat{z}} &= (A - B B^\top P_c - B C) \widehat{z} + B \widehat{u}, \\ \widehat{y} &= B^\top P_c \widehat{z}. \end{aligned}$$

Further, plugging the feedback  $\widetilde{u}^*(z) = -B^\top Q z$  into the dynamic programming equation associated with (11), we obtain

$$z^\top Q A z - \frac{1}{2} C^\top C z + \frac{1}{2} z^\top Q B B^\top Q z + z^\top Q R Q z = 0$$

for all  $z \in \mathbb{R}^n$ , which implies

$$Q A + A^\top Q - C^\top C + Q B B^\top Q + 2 Q R Q = 0.$$

Multiplying the above equation by  $\widetilde{P}_f := Q^{-1}$  from the left and right, we obtain

$$A \widetilde{P}_f + \widetilde{P}_f A^\top - \widetilde{P}_f C^\top C \widetilde{P}_f + B B^\top + 2 R = 0.$$

This algebraic Riccati equation is also found in [3] and can be understood as a modification of the filter equation from LQG control, which reads as

$$A P_f + P_f A^\top - P_f C^\top C P_f + B B^\top = 0.$$

Note also that (11) has similarities to the optimal control problem mentioned in [3, Remark 3].

If (1) is passive in the sense of (3), then with  $\widehat{u} = y$  in (7) the dynamics of (7) become  $\dot{\widehat{z}} = f(\widehat{z}) - B(\widehat{z}) B(\widehat{z})^\top (\widehat{\eta}(\widehat{z}) + \eta(\widehat{z}))$ . To obtain an optimality result for the combined feedback law  $-B^\top (\widehat{\eta} + \eta)$ , we need to make the additional assumption that also  $\mathcal{H} + \widehat{\mathcal{H}}$ , which is a storage function for the closed loop system, can serve as a storage function for (1). As before, the result is a consequence of [9, Theorem 8.3].

**Theorem 8** (optimality of feedback law). *Let Assumption 1 hold and assume that there exists a nonnegative storage function  $\mathcal{H} \in C^1$  for (1) in the sense of (2), and set  $\eta = \nabla \mathcal{H}$ . Further, assume that  $(\widehat{\eta}(z) + \eta(z))^\top f(z) = -\widehat{\ell}(z)^\top \widehat{\ell}(z)$  for some  $\widehat{\ell} \in C^0$ , and that  $\mathcal{H} + \widehat{\mathcal{H}}$  is radially unbounded with  $(\mathcal{H} + \widehat{\mathcal{H}})(0) = 0$  and  $(\mathcal{H} + \widehat{\mathcal{H}})(z) > 0$  for  $z \neq 0$ . If*

$$\widehat{\ell}(z)^\top \widehat{\ell}(z) + y^\top y + \widehat{y}^\top \widehat{y} > 0$$

*for  $z \neq 0$ , then  $\mathcal{H} + \widehat{\mathcal{H}}$  is the value function of the optimal control problem*

$$\inf_{u \in \widehat{\mathcal{U}}_{\text{ad}}(z_0)} \left\{ \frac{1}{2} \int_0^\infty y^\top y + \widehat{y}^\top \widehat{y} + 2\widehat{\ell}(z)^\top \widehat{\ell}(z) + u^\top u \, dt \right\} \quad (14)$$

*subject to the dynamics (1), where*

$$\widehat{\mathcal{U}}_{\text{ad}}(z_0) :=$$

$$\{u \in L^2([0, \infty), U) \mid u \text{ renders the integral in (14) finite and } \lim_{t \rightarrow \infty} z(t; u) = 0\},$$

*and the feedback law  $\widehat{u}^*(z) = -B(z)^\top (\eta(z) + \widehat{\eta}(z)) = -(y + \widehat{y})$  is an optimal control.*

As the next remark shows, the existence of  $\widehat{\ell}$  as in Theorem 8 can be a quite restrictive assumption.

**Remark 9.** *For linear time invariant pH systems as in Remark 7, the condition  $(\widehat{\eta}(z) + \eta(z))^\top f(z) = -\widehat{\ell}(z)^\top \widehat{\ell}(z)$  in Theorem 8 translates to*

$$A^\top (P_c + Q) + (P_c + Q)A \preceq 0, \quad (15)$$

*where  $A = (J - R)Q$  for  $J = -J^\top$ ,  $R = R^\top \succeq 0$  and  $Q = Q^\top \succ 0$ , and  $P_c$  is the solution to (13) with  $C = B^\top Q$ . The inequality (15) does not hold in general. To see this, consider the port-Hamiltonian system defined by*

$$J = \begin{bmatrix} 0 & -1 \\ 1 & 0 \end{bmatrix}, \quad R = \begin{bmatrix} 1 & 0 \\ 0 & 0 \end{bmatrix}, \quad Q = \begin{bmatrix} 1 & 0 \\ 0 & 1 \end{bmatrix}, \quad B = \begin{bmatrix} 1 \\ -1 \end{bmatrix}.$$

*Then the stabilizing solution  $P_c$  of (13) with  $C = B^\top Q$  is  $P_c = \begin{bmatrix} \sqrt{2}-1 & 0 \\ 0 & 1 \end{bmatrix}$ . The eigenvalues of  $A^\top (P_c + Q) + (P_c + Q)A$  are  $\lambda_{1,2} = -\sqrt{2} \pm 2\sqrt{2 - \sqrt{2}}$  with  $\lambda_1 > 0$  and  $\lambda_2 < 0$ .*

## 2.1 Port-Hamiltonian representation

As mentioned before, for modeling purposes it can be advantageous to have additional algebraic properties in the system dynamics. In this context the port-Hamiltonian formalism is central [20, 31]. Usually, the system (1) with storage function  $\mathcal{H}$  is called port-Hamiltonian if there exist functions  $J, R: \mathbb{R}^n \rightarrow \mathbb{R}^{n,n}$  with  $J(z) = -J(z)^\top$  and  $R(z) = R(z)^\top \succeq 0$  and

$$f(z) = (J(z) - R(z))\eta(z) \quad (16)$$

for all  $z \in \mathbb{R}^n$ .<sup>2</sup> As discussed in, e.g., [16, 24, 32], the problem of finding suitable operators  $J$  and  $R$  for a given storage function  $\mathcal{H}$  is not trivial. This is reflected in

<sup>2</sup>See Remark 12 for comments on other port-Hamiltonian representations.

the next remark, which gives sufficient conditions for the controller (7) to have a port-Hamiltonian representation in the form (16). See also Remark 12 for comments on alternative pH representations. As with the passivity of (7), the result is independent of the structure of (1). Here and in the following, we set  $\hat{f} := f - BB^\top \hat{\eta} - Bh$ .

**Remark 10.** Assume  $\hat{f} \in C^1$ ,  $\hat{\mathcal{H}} \in C^2$  and let  $\hat{\eta} = \nabla \hat{\mathcal{H}}$  be bijective with  $(\hat{f} \circ \hat{\eta}^{-1})(0) = 0$ . Further, let  $D\hat{\eta}(\hat{z})$  be invertible with  $D\hat{f}(\hat{z})D\hat{\eta}(\hat{z})^{-1} \preceq 0$  for all  $\hat{z} \in \mathbb{R}^n$ . Then [16, Remark 12] states that (7) is port-Hamiltonian with a pH representation given by  $\hat{f}(\hat{z}) = (\hat{J}(\hat{z}) - \hat{R}(\hat{z}))\hat{\eta}(\hat{z})$ , where  $\hat{J}(\hat{z}) := \widehat{M}(\hat{z})_{\mathbb{S}}$  and  $\hat{R}(\hat{z}) := -\widehat{M}(\hat{z})_{\mathbb{H}}$  with  $\widehat{M}(\hat{z}) := \int_0^1 D\hat{f}(s\hat{z})D\hat{\eta}(s\hat{z})^{-1} ds$ .

In the case that (1) is a linear time invariant port-Hamiltonian system, with the notation and definitions as in Remark 9 we have  $D\hat{\eta}(\hat{z}) = P_c \succ 0$  and as shown in [3] also  $D\hat{f}(\hat{z})D\hat{\eta}(\hat{z})^{-1} \preceq 0$ . In particular, the previous assumptions are satisfied.

Unfortunately, the condition  $D\hat{f}(\hat{z})D\hat{\eta}(\hat{z})^{-1} \preceq 0$  is not easy to verify for nonlinear systems. A key difficulty is mentioned in the following remark, where for simplicity we restrict ourselves to the case of constant  $B$ .

**Remark 11.** In the linear case with notation as in Remark 9, the Hamilton–Jacobi–Bellman equation (9) simplifies to

$$z^\top A^\top P_c z - \frac{1}{2} z^\top P_c B B^\top P_c z + \frac{1}{2} z^\top C^\top C z = 0,$$

which is equivalent to the algebraic Riccati equation (13). Further, (13) can be written as

$$D\hat{\eta}(z)Df(z) - \frac{1}{2}D\hat{\eta}(z)BB^\top D\hat{\eta}(z) + \frac{1}{2}Dh(z)^\top Dh(z) = 0. \quad (17)$$

In particular, for linear systems the Hamilton–Jacobi–Bellman equation (9) coincides with its linearized counterpart (17). This is in contrast to the general nonlinear case. As seen in Remark 10, a sufficient condition for the possibility of a port-Hamiltonian realization of (7) is the negative semidefiniteness of  $D\hat{f}(\hat{z})D\hat{\eta}(\hat{z})^{-1}$ . In the linear case, this semidefiniteness follows from equivalence of (9) and (17), see [3]. For nonlinear systems, (9) can not be used to argue that

$$D\hat{f}(\hat{z})D\hat{\eta}(\hat{z})^{-1} = Df(\hat{z})D\hat{\eta}(\hat{z})^{-1} - BB^\top + BDh(\hat{z})D\hat{\eta}(\hat{z})^{-1} \preceq 0$$

holds globally, and hence a port-Hamiltonian formulation is not immediately obtained.

**Remark 12.** From the geometric viewpoint of port-Hamiltonian systems, modeling the dissipation in the form  $R(z)\eta(z)$  in (16) is not necessary [30, 31]. Instead, also nonlinear resistive structures can be used, in which the dissipation may act on  $\eta(z)$  in a nonlinear way. These structures are modeled with dissipation terms of the form  $\mathcal{R}(z, \eta(z))$  where  $\mathcal{R}: \mathbb{R}^n \times \mathbb{R}^n \rightarrow \mathbb{R}^n$  satisfies  $v^\top \mathcal{R}(z, v) \geq 0$  for all  $z, v \in \mathbb{R}^n$ . To model the controller (7) in this form, we may set

$$\hat{\mathcal{R}}(\hat{z}, \hat{v}) := \begin{cases} -\hat{f}(\hat{z}) & \text{if } \hat{v} = \hat{\eta}(\hat{z}), \\ 0 & \text{else,} \end{cases}$$

such that  $\hat{f}(\hat{z}) = -\hat{\mathcal{R}}(\hat{z}, \hat{\eta}(\hat{z}))$  and  $\hat{v}^\top \hat{\mathcal{R}}(\hat{z}, \hat{v}) \geq 0$  for all  $\hat{z}, \hat{v} \in \mathbb{R}^n$ .



## 2.2 Application to model order reduction

In practical applications, the simulation of the full order dynamics (1) can be prohibitively expensive. If approximating the input-output behavior of the system is sufficient, then model order reduction schemes can be useful. A common approach for linear time-invariant systems is *balanced truncation* [1], where system states that are not of interest are discarded. This is done by first transforming the state space to appropriate coordinates (*balancing*) and then truncating the transformed state space vector (*truncation*). The idea has been extended to nonlinear systems [26].

In the following, we present a model order reduction technique based around ideas from [3, 27]. If (1) is passive, then under smoothness assumptions we show that there exists a coordinate transformation that renders the storage function  $\mathcal{H}$  of (1) quadratic and puts the value function  $\widehat{\mathcal{H}}$  in a simple algebraic form.

**Theorem 13** (balancing). *In addition to Assumption 1, assume that (1) is passive with nonnegative storage function  $\mathcal{H}: \mathbb{R}^n \rightarrow \mathbb{R}$ ,  $\mathcal{H} \in C^2$  and set  $\eta := \nabla \mathcal{H}$ . Further, assume that  $\widehat{\mathcal{H}} \in C^2$ , and that  $D\eta(0) \succ 0$  and  $D\widehat{\eta}(0) \succ 0$ . Then, locally around the origin there exists a coordinate transformation such that in transformed coordinates we have  $\mathcal{H}(\tilde{z}) = \frac{1}{2}\tilde{z}^\top \tilde{z}$  and  $\widehat{\mathcal{H}}(\tilde{z}) = \frac{1}{2}\tilde{z}^\top \Sigma(\tilde{z})^{-1} \tilde{z}$ , where  $\Sigma(\tilde{z})$  is diagonal with positive entries.*

*Proof.* Since the proof follows the line of arguments used in [17], we only detail the most important steps. First, Morse's lemma [21, Lemma 2.2] implies that there exists a diffeomorphic state transformation such that  $\mathcal{H}(\bar{z}) = \frac{1}{2}\bar{z}^\top \bar{z}$  in transformed coordinates. Further, as in, e.g., [27, Lemma 6], the strategies from [26, Theorem 4.3] may be used to show that there exists a second coordinate transformation  $\bar{z} \rightarrow T(\bar{z})\tilde{z}$  with  $T(\bar{z})$  orthogonal so that  $\widehat{\mathcal{H}}(\tilde{z}) = \frac{1}{2}\tilde{z}^\top \Sigma(\tilde{z})^{-1} \tilde{z}$  with  $\Sigma(\tilde{z})$  is diagonal with positive entries. Since  $T(\bar{z})$  is orthogonal, in the new coordinates we again have  $\mathcal{H}(\tilde{z}) = \frac{1}{2}\tilde{z}^\top \tilde{z}$ , see, e.g., [17, Lemma 3.3].  $\square$

If the system (1) is in coordinates as in Theorem 13, then we say that the system is *semibalanced with respect to  $\mathcal{H}$  and  $\widehat{\mathcal{H}}$* . As in [17], we can show that if the system is semibalanced with respect to  $\mathcal{H}$  and  $\widehat{\mathcal{H}}$ , then truncation preserves the port-Hamiltonian structure.

**Theorem 14** (truncation). *Let the assumptions from Theorem 13 be satisfied. Further, assume that (1) is semibalanced with respect to  $\mathcal{H}$  and  $\widehat{\mathcal{H}}$ , and that it admits the port-Hamiltonian representation  $f(z) = (J(z) - R(z))z + B(z)u$ ,  $y = B(z)^\top z$ , where  $J(z) = -J(z)^\top$ ,  $R(z) = R(z)^\top \succeq 0$  for all  $z \in \mathbb{R}^n$ . If we partition  $z = (z_1, z_2)$  with  $z_1 \in \mathbb{R}^k$ ,  $k \leq n$  and*

$$J(z) = \begin{bmatrix} J_{11}(z) & J_{12}(z) \\ -J_{12}(z)^\top & J_{22}(z) \end{bmatrix}, \quad R(z) = \begin{bmatrix} R_{11}(z) & R_{12}(z) \\ R_{12}(z)^\top & R_{22}(z) \end{bmatrix}, \quad B(z) = \begin{bmatrix} B_1(z) \\ B_2(z) \end{bmatrix},$$

*then the reduced order model*

$$\begin{aligned} \dot{z}_1 &= (J_{11}(z_1, 0) - R_{11}(z_1, 0))z_1 + B_1(z_1, 0)u \\ y_1 &= B_1(z_1, 0)^\top z_1 \end{aligned}$$

*is port-Hamiltonian.*

*Proof.* First, note that the port-Hamiltonian structure is preserved under diffeomorphic state transformation, see, e.g., [17, Section III.A]. The claim now follows from  $J_{11}(z_1, 0) = -J_{11}(z_1, 0)^\top$  and  $R_{11}(z_1, 0) = R_{11}(z_1, 0)^\top \succeq 0$ .  $\square$

The numerical computation of the balancing transformation from Theorem 13 can be challenging. Since the model order reduction scheme is not the main focus of this work, for an example of a practical realization of a related balanced truncation scheme the interested reader is referred to [25].

### 3 Passivity preserving discrete gradient scheme

It is well-known that classical time discretization methods can interfere with the passivity structure of dynamical systems [10]. For instance, the implicit midpoint rule preserves quadratic invariants of dynamical systems, but may not preserve other invariants. Hence, to numerically verify the passivity of the controller (7), a passivity preserving time discretization scheme is beneficial. Different structure preserving methods are available, and we refer to [7] for an overview of recent developments. Here, we briefly discuss a time discretization method based on the discrete gradient framework [8, 19] and the recent work [28].

Consider a system of the form (1) and assume that it is passive with storage function  $\mathcal{H}$ . Taking the time derivative in (4), we obtain the power balance

$$\frac{d}{dt}\mathcal{H}(z) = \eta(z)^\top f(z) + y^\top u \leq y^\top u. \quad (18)$$

In [8], it is shown that  $\bar{\eta}: \mathbb{R}^n \times \mathbb{R}^n \rightarrow \mathbb{R}^n$  given by

$$\bar{\eta}(z_1, z_2) = \begin{cases} \eta\left(\frac{z_1+z_2}{2}\right) + \frac{\mathcal{H}(z_2) - \mathcal{H}(z_1) - \eta\left(\frac{z_1+z_2}{2}\right)^\top (z_2 - z_1)}{\|z_2 - z_1\|^2} (z_2 - z_1) & \text{if } z_1 \neq z_2, \\ \eta(z_1) & \text{if } z_1 = z_2 \end{cases} \quad (19)$$

is continuous and satisfies

$$\mathcal{H}(z_2) - \mathcal{H}(z_1) = \bar{\eta}(z_1, z_2)^\top (z_2 - z_1) \quad (20)$$

for all  $z_1, z_2 \in \mathbb{R}^n$ . If we assume that  $\eta$  is bijective, then it is easy to see that there exists a function  $r: \mathbb{R}^n \rightarrow \mathbb{R}^n$  such that for all  $z, v \in \mathbb{R}^n$  we have

$$f(z) = -r(\eta(z)), \quad v^\top r(v) \geq 0, \quad (21)$$

see, e.g., [16]. In particular,  $r$  is given by  $r = -f \circ \eta^{-1}$ . We are ready to state a passivity preserving time discretization scheme for systems of the form (1).

**Theorem 15** (passivity preserving time discretization). *Let time points  $0 = t_1 < \dots < t_m = T$  be given and define  $\bar{B}(z_1, z_2) := B\left(\frac{z_1+z_2}{2}\right)$  for  $z_1, z_2 \in \mathbb{R}^n$  as well as  $\bar{u}_i := \frac{u(t_i) + u(t_{i+1})}{2}$  for  $i = 1, \dots, m-1$ . Further, assume that  $\eta$  is bijective and let  $r$  be as in (21). Then a solution of the time-discrete system*

$$z_{i+1} = z_i - (t_{i+1} - t_i)r(\bar{\eta}(z_i, z_{i+1})) + (t_{i+1} - t_i)\bar{B}(z_i, z_{i+1})\bar{u}_i, \quad i = 1, \dots, m-1 \quad (22)$$

satisfies

$$\frac{\mathcal{H}(z_{i+1}) - \mathcal{H}(z_i)}{t_{i+1} - t_i} = -\bar{\eta}(z_i, z_{i+1})^\top r(\bar{\eta}(z_i, z_{i+1})) + \bar{y}_i^\top \bar{u}_i \leq \bar{y}_i^\top \bar{u}_i \quad (23)$$

with  $\bar{y}_i := \bar{B}(z_i, z_{i+1})^\top \bar{\eta}(z_i, z_{i+1})$ .

*Proof.* Rearranging (22) yields

$$\frac{z_{i+1} - z_i}{t_{i+1} - t_i} = -r(\bar{\eta}(z_i, z_{i+1})) + \bar{B}(z_i, z_{i+1})\bar{u}_i.$$

Using (20), we obtain

$$\begin{aligned} \frac{\mathcal{H}(z_{i+1}) - \mathcal{H}(z_i)}{t_{i+1} - t_i} &= \bar{\eta}(z_i, z_{i+1})^\top \frac{z_{i+1} - z_i}{t_{i+1} - t_i} \\ &= -\bar{\eta}(z_i, z_{i+1})^\top r(\bar{\eta}(z_i, z_{i+1})) + \bar{\eta}(z_i, z_{i+1})^\top \bar{B}(z_i, z_{i+1})\bar{u}_i. \end{aligned}$$

To finish the proof, we note that  $\bar{\eta}(z_1, z_2)^\top r(\bar{\eta}(z_1, z_2)) \geq 0$  for all  $z_1, z_2 \in \mathbb{R}^n$  by (21).  $\square$

Note that (23) can be viewed as a time-discrete analogue of (18).

## 4 Numerical experiments

We are now ready to study the proposed controller (7) numerically. We start by presenting our test examples, discuss the details of a practical realization, and finally study both the controller behavior and the proposed passivity.

As a comparison for the controller performance, we use the Luenberger observer (6) with the observer gain  $L$  given by the extended Kalman filter [13]. This leads to the controller

$$\begin{aligned} \dot{\bar{z}} &= f(\bar{z}) - B(\bar{z})B(\bar{z})^\top \hat{\eta}(\bar{z}) + K(\cdot, \bar{z})(\bar{u} - h(\bar{z})), \quad \bar{z}(0) = \bar{z}_0, \\ \bar{y} &= B(\bar{z})\hat{\eta}(\bar{z}), \\ \dot{\Pi} &= F(\bar{z})\Pi + \Pi F(\bar{z})^\top - \Pi H(\bar{z})^\top \mathbf{R}^{-1} H(\bar{z})\Pi + \mathbf{Q}, \quad \Pi(0) = \Pi_0, \end{aligned} \quad (24)$$

where  $F(\bar{z}) := D(f - BB^\top \hat{\eta})(\bar{z})$ ,  $H(\bar{z}) := Dh(\bar{z})$ ,  $K(t, \bar{z}(t)) := \Pi(t)H(\bar{z}(t))^\top \mathbf{R}^{-1}$  and  $\mathbf{R} \in \mathbb{R}^{m,m}$  and  $\mathbf{Q} \in \mathbb{R}^{n,n}$  are weighting matrices. In all experiments we take  $\mathbf{R} = I_m$ ,  $\mathbf{Q} = I_n$  and the initial conditions  $\Pi_0 = I_n$  and  $\bar{z}_0 = 0$ .

### 4.1 Examples

Since the numerical approximation of value functions is a challenging task for high dimensional spatial domains [15], we focus on two-dimensional systems in our numerical examples. The first example system models the motion of a nonlinear pendulum, and the corresponding dynamical system is passive. The second system is a damped Van der Pol oscillator, where compared to the pendulum the nonlinearity has a stronger influence in the dynamics, making the numerical approximation of  $\hat{\mathcal{H}}$  more challenging.

**Example 16** (nonlinear pendulum). *The nonlinear system*

$$\ddot{\theta} = -g \sin(\theta) - \lambda \dot{\theta} + u$$

describes the motion of a pendulum. Here,  $\theta$  denotes the angular displacement of the pendulum,  $g$  is the gravitational constant,  $\lambda$  is a friction coefficient and  $u$  is a control input. Using  $z = (z_1, z_2) = (\theta, \dot{\theta})$ , we can express the system as

$$\begin{bmatrix} \dot{z}_1 \\ \dot{z}_2 \end{bmatrix} = \begin{bmatrix} z_2 \\ -g \sin(z_1) - \lambda z_2 + u \end{bmatrix} = (J - R)\eta(z) + Bu$$

with  $J = \begin{bmatrix} 0 & 1 \\ -1 & 0 \end{bmatrix}$ ,  $R = \begin{bmatrix} 0 & 0 \\ 0 & \lambda \end{bmatrix}$ ,  $B = \begin{bmatrix} 0 \\ 1 \end{bmatrix}$  and  $\eta = \nabla \mathcal{H}$ , where

$$\mathcal{H}(z) = g(1 - \cos(z_1)) + \frac{1}{2}z_2^2.$$

For the output we choose  $y = B^\top \eta(z)$ . In all numerical experiments we use  $g = 9.81$  and  $\lambda = 0.2$  and consider  $z_0 = \begin{bmatrix} \frac{\pi}{4} & -1 \end{bmatrix}^\top$ .

**Example 17** (damped Van der Pol oscillator). *We consider the forced and damped Van der Pol oscillator modeled by*

$$\ddot{x} = \mu(1 - x^2)\dot{x} - \lambda\dot{x} - x + u,$$

where  $x$  denotes the position coordinate,  $\mu$  and  $\lambda$  are nonlinear and linear damping parameters, respectively, and  $u$  is a forcing term. Using  $z = (z_1, z_2) = (x, \dot{x})$ , we can express the system as

$$\begin{bmatrix} \dot{z}_1 \\ \dot{z}_2 \end{bmatrix} = \begin{bmatrix} z_2 \\ \mu(1 - z_1^2)z_2 - \lambda z_2 - z_1 \end{bmatrix} + \begin{bmatrix} 0 \\ 1 \end{bmatrix} u = f(z) + Bu.$$

In view of (5), we consider the measurement  $h(z) = \begin{bmatrix} 1 & 1 \end{bmatrix} z$ . In all numerical experiments we use  $\mu = 2$  and  $\lambda = 2.2$  and consider  $z_0 = \begin{bmatrix} 1 & -0.5 \end{bmatrix}^\top$ .

## 4.2 Practical realization

For the practical realization of the controller (7), we approximate the value function  $\hat{\mathcal{H}}$  using the policy iteration [12]. The interested reader is referred to, e.g., [15] for an overview on other available methods. The policy iteration is based around the idea of taking an initial guess for the optimal policy  $u^{(0)}$  and then iteratively solving the HJB equation (9) to obtain a new policy iterate via  $u^{(k)} = -B(z)^\top \hat{\eta}^{(k)}(z)$ . We focus on two-dimensional systems and utilize a Galerkin scheme on the rectangular space domain  $\Omega = [\underline{x}, \bar{x}] \times [\underline{y}, \bar{y}]$  based on scaled Legendre polynomials  $\phi_i, \phi_j, i, j = 1, \dots, d$ , which form an  $L^2$ -orthonormal basis of the polynomials of degree  $\leq d$  on the intervals  $[\underline{x}, \bar{x}]$  and  $[\underline{y}, \bar{y}]$ , respectively. We make the ansatz

$$\hat{\mathcal{H}}^{(k+1)}(z) = \sum_{i,j=1}^d \alpha_{i,j}^{(k+1)} \psi_{i,j}(z), \quad (25)$$

where  $\psi_{i,j}(\begin{bmatrix} z_1 & z_2 \end{bmatrix}) = \phi_i(z_1)\phi_j(z_2)$ ,  $i, j = 1, \dots, d$  are the basis functions and  $\alpha_{i,j}^{(k+1)}$  are basis coefficients. After multiplying with a test function  $\psi_{r,s}$  and integrating over

the spatial domain, with  $\hat{\eta}^{(k+1)} = \nabla \hat{\mathcal{H}}^{(k+1)}$  the HJB equation (9) becomes the linear system

$$\begin{aligned} & \sum_{i,j=1}^d \alpha_{i,j}^{(k+1)} \left[ \int_{\underline{x}}^{\bar{x}} \int_{\underline{y}}^{\bar{y}} \nabla \psi_{i,j}^\top (f + Bu^{(k)}) \psi_{r,s} dz_2 dz_1 \right]_{r,s=1,\dots,d} \\ &= -\frac{1}{2} \left[ \int_{\underline{x}}^{\bar{x}} \int_{\underline{y}}^{\bar{y}} (h^\top h + (u^{(k)})^\top u^{(k)}) \psi_{r,s} dz_2 dz_1 \right]_{r,s=1,\dots,d}, \end{aligned} \quad (26)$$

where we have suppressed the state dependencies for brevity. For the initial policy, we linearize the plant (1) around zero and choose  $u^{(0)}(z) = -B(0)^\top P_c z$ , where  $P_c = P_c^\top \succeq 0$  is the stabilizing solution of (13). As a stopping criterion, we consider the quantities

$$\delta_{\text{abs}}^{(k+1)} = \max_{z \in \Omega_{\text{test}}} \|(u^{(k+1)} - u^{(k)})(z)\|, \quad \delta_{\text{rel}}^{(k+1)} = \frac{\delta_{\text{abs}}^{(k+1)}}{\max_{z \in \Omega_{\text{test}}} \|u^{(k)}(z)\|},$$

where  $\Omega_{\text{test}} \subseteq \Omega$  is the Cartesian product of 100 equispaced samples in  $x$  and  $y$  direction. The resulting method is summarized in Algorithm 1.

---

**Algorithm 1** 2D Policy iteration for (5) using Galerkin ansatz

---

**Input:** Initial control  $u^{(0)}$ , parameters  $\varepsilon_{\text{abs}}, \varepsilon_{\text{rel}}$ .

**Output:** Approximation of the value function  $\hat{\mathcal{H}}$ , optimal control  $u^*$

- 1: Set  $k = 0$ .
  - 2: **while** true **do**
  - 3:     Compute  $\hat{\mathcal{H}}^{(k+1)}$  via (26), calculate  $\hat{\eta}^{(k+1)} = \nabla \hat{\mathcal{H}}^{(k+1)}$ .
  - 4:     Set  $u^{(k+1)}(z) = -B(z)^\top \hat{\eta}^{(k+1)}(z)$ .
  - 5:     **if**  $\delta_{\text{abs}}^{(k+1)} \leq \varepsilon_{\text{abs}}$  or  $\delta_{\text{rel}}^{(k+1)} \leq \varepsilon_{\text{rel}}$  **then** end while loop
  - 6:     Update  $k \leftarrow k + 1$ .
  - return**  $\hat{\mathcal{H}} = \hat{\mathcal{H}}^{(k)}, \hat{\eta} = \hat{\eta}^{(k)}, u^* = u^{(k)}$
- 

Unless stated otherwise, in all numerical experiments we initialize the controller with  $\hat{z}_0 = 0$ . For the stopping criterion, we choose  $\varepsilon_{\text{abs}} = 10^{-14}$  and  $\varepsilon_{\text{rel}} = 10^{-10}$ . In all of our experiments, the policy iteration converged in under 10 steps.

### 4.3 Controller behavior

To study the behavior of the controller, we consider the systems from Examples 16 and 17 as plants, where for the maximal degree of the one dimensional ansatz polynomials we chose  $d = 10$  and  $d = 15$ , respectively. Since passivity of the closed loop system is not guaranteed, in all experiments the trajectories of the coupled dynamics were computed using the implicit midpoint method with 500 time steps.

In Figure 1a, the value function computed by the policy iteration is shown. Since Example 16 is well approximated by a linear system, the value function appears to be quadratic. Figure 1c depicts the coupled trajectory of (1) and (7) for Example 16. To study the effectiveness of choosing  $B$  as the observer gain in (6), in Figure 1d the coupled trajectory is shown when the controller (7) is replaced by (24). As shown in

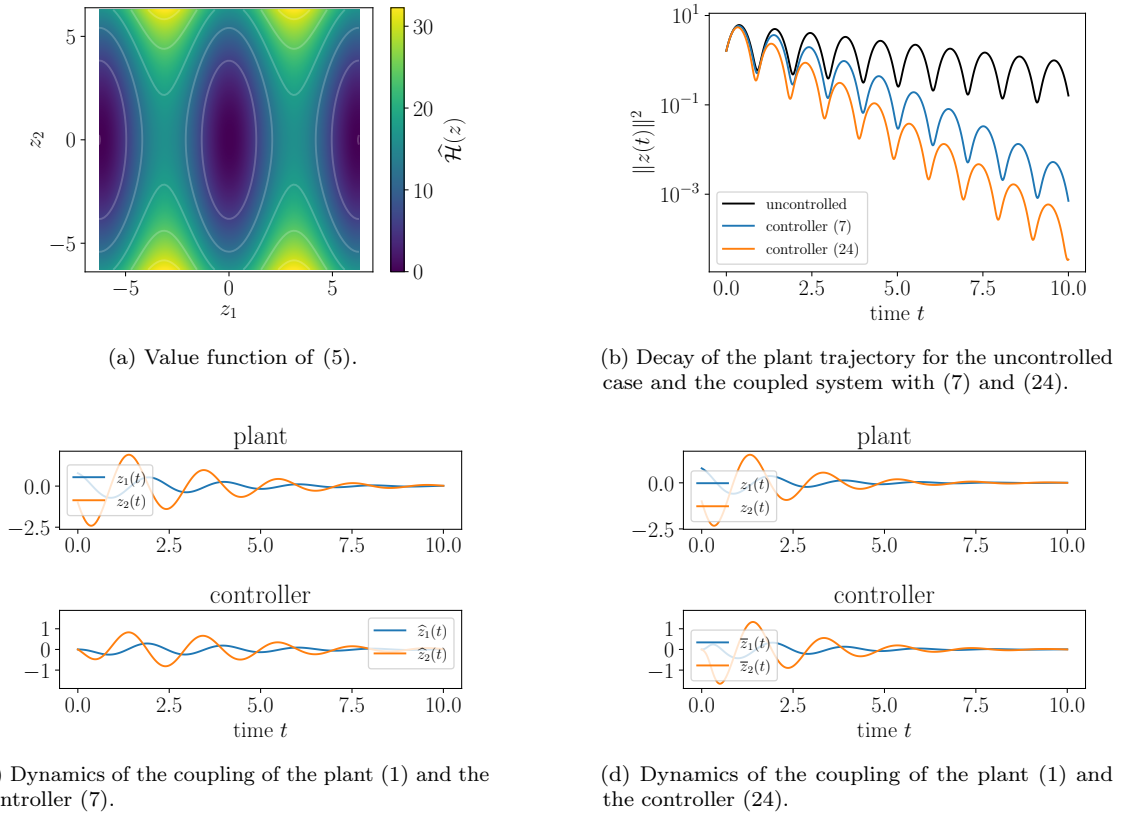


Figure 1: Results for the nonlinear pendulum (Example 16).

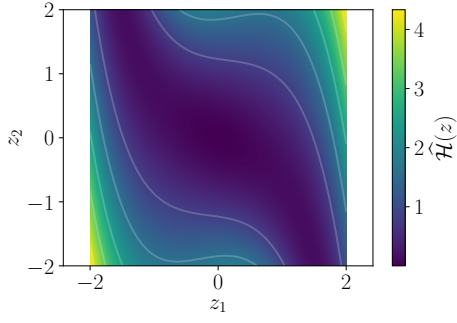
Figure 1b, in both cases the behavior of the controlled plant clearly differs from the behavior of the uncontrolled plant, steering the plant to zero significantly faster. We observe that for this example, switching to the controller (24) accelerates convergence to zero and increases the magnitude of the controller state.

In Figures 2a to 2d, the same experiments are shown for Example 17. Here, the value function is clearly not quadratic, reflecting the strong influence of the nonlinearity in Example 17. As before, compared to the uncontrolled plant dynamics, using the controller (7) accelerates the convergence to zero of the plant trajectory. Similar to the results for Example 16, we observe that the switching to the controller (24) leads to larger values of the controller state. Moreover, in contrast to the previous experiment, the convergence to zero of both the plant and the controller trajectory is slowed down by the switch to (24).

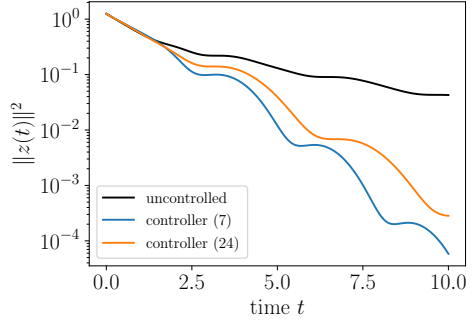
#### 4.4 Passivity verification

Before we verify the passivity of (7) using the time discretization scheme discussed in Theorem 15, we investigate the performance of the scheme using Example 16 as a test scenario. In all numerical experiments, we considered a constant stepsize  $\Delta t := t_{i+1} - t_i$ .

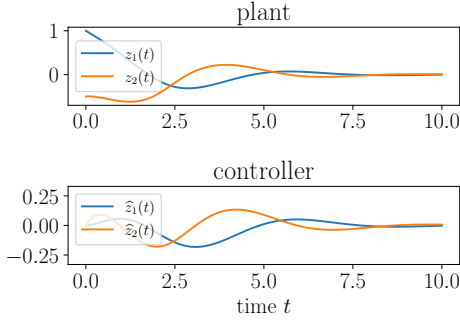
In Figure 3a, the convergence of the scheme for Example 16 with control  $u(t) = \sin(t)$  is shown. The reference solution was computed with the implicit midpoint rule with step size  $\Delta t_{\text{ref}} = 2^{-3} \cdot \Delta t_0$ , where  $\Delta t_0 = 10^{-3}$  is the finest shown stepsize in



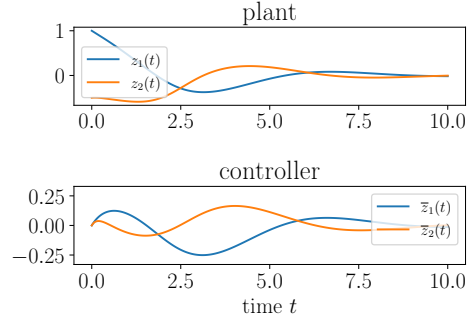
(a) Value function of (5).



(b) Decay of the plant trajectory of for the uncontrolled case and the coupled system with (7) and (24).



(c) Dynamics of the coupling of the plant (1) and the controller (7).



(d) Dynamics of the coupling of the plant (1) and the controller (24).

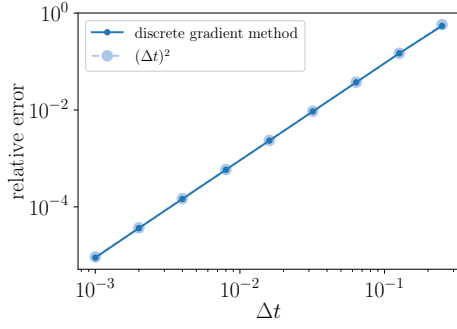
Figure 2: Results for the damped Van der Pol oscillator (Example 16).

Figure 3a. For the implicit midpoint rule, we approximated  $u(\frac{t_i+t_{i+1}}{2}) \approx \frac{u(t_i)+u(t_{i+1})}{2}$ . We observe that the proposed discrete gradient scheme appears to be second order accurate. In Figure 3b, the power balance (23) is verified numerically by visualizing the relative error

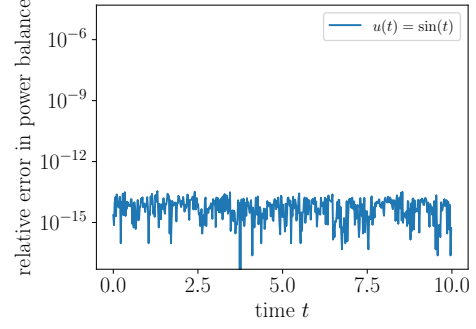
$$\frac{\left| \frac{\mathcal{H}(z_{i+1}) - \mathcal{H}(z_i)}{t_{i+1} - t_i} + \bar{\eta}(z_i, z_{i+1})^\top r(\bar{\eta}(z_i, z_{i+1})) - \bar{y}_i^\top \bar{u}_i \right|}{\max_{j=1, \dots, m} \left| \frac{\mathcal{H}(z_{j+1}) - \mathcal{H}(z_j)}{t_{j+1} - t_j} \right|}.$$

We use  $m = 500$  and observe that the relative error is close to machine precision throughout the time horizon.

To numerically verify the passivity of the controller (7), we consider Examples 16 and 17. As before, for the maximal degree of the ansatz polynomials in (25), we chose  $d = 10$  and  $d = 15$ , respectively. For the computation of  $\hat{\eta}^{-1}(v)$  for  $r$  as in (21), we used a Newton iteration for  $g(\hat{z}) := \hat{\eta}(\hat{z}) - v$ . We used the initial guess  $\hat{z} = 0$  and performed 10 steps of the Newton iteration, which yielded  $\|g(\hat{z})\|$  in machine precision for the final iterate. In Figures 4 and 5, the behavior of  $\hat{\mathcal{H}}(\hat{z}(t))$  for (7) with control input  $\hat{u}(t) = 0$  and initial state  $\hat{z}(0) = [1 \ 1]^\top$  and the relative error in the power balance (23) is shown for Examples 16 and 17. In both cases, we consider the time horizon  $[0, 10]$  and use the time stepping scheme (22) with  $m = 500$ . As expected, we observe that  $\hat{\mathcal{H}}(\hat{z}(t))$  is nonincreasing over the length of the time horizon for both examples, and the relative error in the power balance is close to machine precision for the entirety of the time horizon.

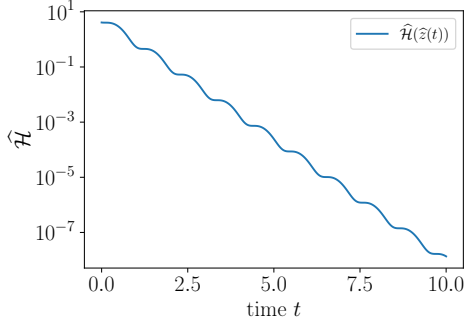


(a) Convergence of the solution with  $u(t) = \sin(t)$ .

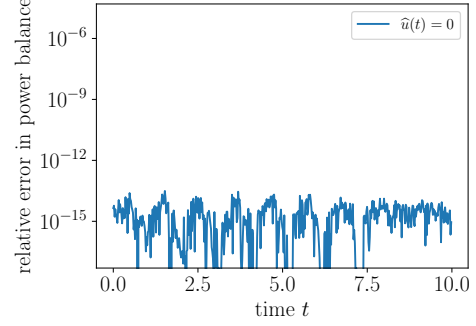


(b) Relative error in the power balance (23) with  $u(t) = \sin(t)$ .

Figure 3: Discrete gradient method applied to the nonlinear pendulum (Example 16).

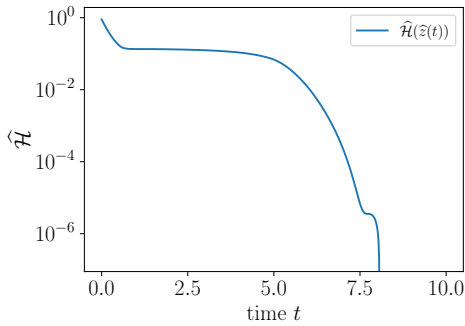


(a) Behavior of  $\hat{\mathcal{H}}(\hat{z}(t))$ .

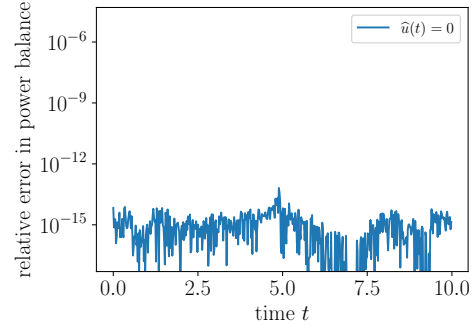


(b) Relative error in the power balance (23).

Figure 4: Discrete gradient method applied to the controller (7) for the nonlinear pendulum (Example 16) with  $\hat{u}(t) = 0$  and  $\hat{z}(0) = [1 \ 1]^T$ .



(a) Behavior of  $\hat{\mathcal{H}}(\hat{z}(t))$



(b) Relative error in the power balance (23).

Figure 5: Discrete gradient method applied to the controller (7) for the damped Van der Pol oscillator (Example 17) with  $\hat{u}(t) = 0$  and  $\hat{z}(0) = [1 \ 1]^T$ .



## 5 Conclusion

In this paper, we developed a passive controller for nonlinear systems with affine input structure. Our work extends the results of [3] to the nonlinear setting. Furthermore, we discussed applications of our results for nonlinear balancing based model order reduction. Finally, using a novel passivity preserving time discretization scheme, we numerically verified the passivity of the controller and investigated its effect on multiple nonlinear examples. Here, we observed that the controller has a similar performance as a feedback controller using the extended Kalman filter for the observer gain.

Possible topics for future research include the study of passive controllers with robustness guarantees, extending the results of [2], and investigating applications of the model order reduction scheme from Section 2 utilizing results of [25].

**Code availability** All custom code used to generate the results reported in this paper is available at <https://github.com/akarsai/passive-feedback>.

**Acknowledgment** The authors thank the Deutsche Forschungsgemeinschaft for their support within the subproject B03 in the Sonderforschungsbereich/Transregio 154 “Mathematical Modelling, Simulation and Optimization using the Example of Gas Networks” (Project 239904186). The authors further thank P. Schulze and J. Schröder for helpful comments and discussions.

## References

- [1] A. C. ANTOULAS, *Approximation of Large-Scale Dynamical Systems*, Society for Industrial and Applied Mathematics, 2005.
- [2] T. BREITEN AND A. KARSAI, *Structure-preserving  $\mathcal{H}_\infty$  control for port-Hamiltonian systems*, Systems & Control Letters, 174 (2023), p. 105493.
- [3] T. BREITEN, R. MORANDIN, AND P. SCHULZE, *Error bounds for port-Hamiltonian model and controller reduction based on system balancing*, Computers & Mathematics with Applications, 116 (2022), pp. 100–115.
- [4] T. BREITEN AND P. SCHULZE, *Structure-preserving linear quadratic gaussian balanced truncation for port-Hamiltonian descriptor systems*, Linear Algebra and its Applications, 704 (2025), pp. 146–191.
- [5] M. G. CRANDALL AND P.-L. LIONS, *Viscosity solutions of Hamilton-Jacobi equations*, Transactions of the American Mathematical Society, 277 (1983), pp. 1–42.
- [6] W. H. FLEMING AND H. M. SONER, *Controlled Markov Processes and Viscosity Solutions*, Springer, New York, NY, U., 2006.

- [7] J. GIESSELMANN, A. KARSAI, AND T. TSCHERPEL, *Energy-consistent Petrov-Galerkin time discretization of port-Hamiltonian systems*, arXiv preprint 2404.12480, (2024).
- [8] O. GONZALEZ, *Time integration and discrete Hamiltonian systems*, Journal of Nonlinear Science, 6 (1996), pp. 449–467.
- [9] W. M. HADDAD AND V. CHELLABOINA, *Nonlinear Dynamical Systems and Control: A Lyapunov-Based Approach*, Princeton University Press, Princeton, NJ, U., 2008.
- [10] E. HAIRER, G. WANNER, AND C. LUBICH, *Geometric Numerical Integration*, Springer, Berlin, G., 2006.
- [11] D. J. HILL AND P. J. MOYLAN, *Dissipative dynamical systems: Basic input-output and state properties*, Journal of the Franklin Institute, 309 (1980), pp. 327–357.
- [12] R. A. HOWARD, *Dynamic programming and markov processes*, 2 (1960), pp. 39–47.
- [13] A. H. JAZWINSKI, *Stochastic processes and filtering theory*, Academic Press, 1970.
- [14] C. JOHNSON, *State-variable design methods may produce unstable feedback controllers*, International Journal of Control, 29 (1979), pp. 607–619.
- [15] D. KALISE AND K. KUNISCH, *Polynomial approximation of high-dimensional Hamilton–Jacobi–Bellman equations and applications to feedback control of semilinear parabolic PDEs*, SIAM Journal on Scientific Computing, (2018).
- [16] A. KARSAI, T. BREITEN, J. RAMME, AND P. SCHULZE, *Nonlinear port-Hamiltonian systems and their connection to passivity*, arXiv preprint 2409.06256, (2024).
- [17] Y. KAWANO AND J. M. A. SCHERPEN, *Structure preserving truncation of nonlinear port Hamiltonian systems*, IEEE Transactions on Automatic Control, 63 (2018), pp. 4286–4293.
- [18] D. G. LUENBERGER, *Observing the state of a linear system*, IEEE Transactions on Military Electronics, 8 (1964), pp. 74–80.
- [19] R. I. MCLACHLAN, G. R. W. QUISPEL, AND N. ROBIDOUX, *Geometric integration using discrete gradients*, Philosophical Transactions of the Royal Society of London. Series A: Mathematical, Physical and Engineering Sciences, 357 (1999), pp. 1021–1045.
- [20] V. MEHRMANN AND B. UNGER, *Control of port-Hamiltonian differential-algebraic systems and applications*, Acta Numerica, 32 (2023), pp. 395–515.
- [21] J. MILNOR, *Morse Theory*, Princeton University Press, Princeton, NJ, U., 2016.

- [22] P. MOYLAN, *Implications of passivity in a class of nonlinear systems*, IEEE Transactions on Automatic Control, 19 (1974), pp. 373–381.
- [23] R. ORTEGA AND M. W. SPONG, *Adaptive motion control of rigid robots: A tutorial*, Automatica, 25 (1989), pp. 877–888.
- [24] R. ORTEGA, A. VAN DER SCHAFT, B. MASCHKE, AND G. ESCOBAR, *Interconnection and damping assignment passivity-based control of port-controlled Hamiltonian systems*, Automatica, 38 (2002), pp. 585–596.
- [25] A. SARKAR AND J. M. A. SCHERPEN, *Structure-preserving generalized balanced truncation for nonlinear port-Hamiltonian systems*, Systems & Control Letters, 174 (2023), p. 105501.
- [26] J. M. A. SCHERPEN, *Balancing for nonlinear systems*, Systems & Control Letters, 21 (1993), pp. 143–153.
- [27] J. M. A. SCHERPEN AND A. J. VAN DER SCHAFT, *Normalized coprime factorizations and balancing for unstable nonlinear systems*, International Journal of Control, (1994).
- [28] P. SCHULZE, *Structure-preserving time discretization of port-Hamiltonian systems via discrete gradient pairs*, arXiv preprint 2311.00403, (2023).
- [29] R. SEPULCHRE, M. JANKOVIĆ, AND P. V. KOKOTOVIĆ, *Constructive Nonlinear Control*, Springer, London, England, UK, 1997.
- [30] A. VAN DER SCHAFT,  *$L^2$ -Gain and Passivity Techniques in Nonlinear Control*, vol. 2, Springer International Publishing, 2017.
- [31] A. VAN DER SCHAFT AND D. JELTSEMA, *Port-Hamiltonian systems theory: An introductory overview*, Foundations and Trends in Systems and Control, 1 (2014), pp. 173–378.
- [32] Y. WANG, C. LI, AND D. CHENG, *Generalized Hamiltonian realization of time-invariant nonlinear systems*, Automatica, 39 (2003), pp. 1437–1443.
- [33] J. WILLEMS, *Dissipative dynamical systems part I: general theory*, Archive for Rational Mechanics and Analysis, 45 (1972), pp. 321–351.
- [34] J. WILLEMS, *Dissipative dynamical systems part II: Linear systems with quadratic supply rates*, Archive for Rational Mechanics and Analysis, 45 (1972), pp. 352–393.