
Evolving LLMs’ Self-Refinement Capability via Iterative Preference Optimization

Yongcheng Zeng^{1,2}, Xinyu Cui^{1,2}, Xuanfa Jin^{1,2}, Guoqing Liu³, Zexu Sun⁴,
Dong Li⁵, Ning Yang¹, Jianye Hao⁵, Haifeng Zhang^{1,2,†}, Jun Wang^{6,†}

¹ Institute of Automation, Chinese Academy of Sciences, China

² School of Artificial Intelligence, University of Chinese Academy of Sciences, China

³ University of Science and Technology of China

⁴ Gaoling School of Artificial Intelligence, Renmin University of China

⁵ Huawei Noah’s Ark Lab, China ⁶ University College London

Abstract

While large language models (LLMs) have demonstrated remarkable general performance, enabling smaller models to achieve capabilities comparable to their larger counterparts remains a critical challenge. For humans, iterative refinement of problem analysis and responses is a common strategy to enhance answer quality. However, we observe that existing LLMs exhibit limited ability to refine their outputs for quality improvement. In this paper, we first investigate mechanisms to unlock and progressively enhance self-refinement ability in smaller models within an iterative preference optimization framework, aiming to bridge the performance gap with larger models. To this end, we propose **EVOLVE**, a novel post-training and inference framework that iteratively integrates preference training with self-refinement-driven data collection. During training, EVOLVE strengthens the model’s direct question-answering ability while simultaneously unlocking its self-refinement potential. At inference, the framework leverages this capability to generate progressively refined responses, which are filtered to construct datasets for subsequent rounds of preference training. Experiments demonstrate EVOLVE’s exceptional performance: when applied to Llama-3.1-8B base model and under the self-refinement setting, it surpasses state-of-the-art models including Llama-3.1-405B-Instruct and GPT-4o, achieving a 62.3% length-controlled win rate and 63.3% raw win rate on AlpacaEval 2, along with a 50.3% win rate on ArenaHard. Furthermore, EVOLVE consistently enhances performance on mathematical reasoning tasks like GSM8K and MATH.

1 Introduction

Reinforcement Learning from Human Feedback (RLHF) has been demonstrated as an effective pathway to enhance Large Language Models’ performance across downstream tasks (Ouyang et al., 2022; Bai et al., 2022a). The classic RLHF approach utilizes the PPO (Schulman et al., 2017) algorithm to train Large Language Models (LLMs) for alignment, but its major drawbacks include substantial resource overhead and a susceptibility to reward hacking (Everitt et al., 2017, 2021; Gao et al., 2023). As an alternative, a more efficient and simple method directly optimizes the LLM itself (Rafailov et al., 2023; Azar et al., 2024; Ethayarajh et al., 2024; Zeng et al., 2024; Meng et al., 2024; Hong et al., 2024). However, both approaches critically depend on access to high-quality, human-annotated preference datasets. As these datasets become increasingly scarce, the challenge of identifying novel strategies to further enhance LLM abilities becomes increasingly urgent.

[†]Correspondence to: Jun Wang <jun.wang@cs.ucl.ac.uk>, Haifeng Zhang <haifeng.zhang@ia.ac.cn>.

Model	Refinement Template 1				Refinement Template 2				Refinement Template 3			
	0	1	2	3	0	1	2	3	0	1	2	3
Llama-3.1-8B	7.77	6.55	5.97	5.47	7.77	4.70	2.55	1.89	7.77	4.87	3.19	2.17
Qwen2.5-7B	1.43	0.86	0.44	0.26	1.43	0.90	0.20	0.51	1.43	-0.83	-1.72	-1.90
Gemma-2-9B	10.38	-0.26	-1.76	-2.44	10.38	4.48	3.57	3.03	10.38	1.26	-4.68	-2.27

Figure 1: Self-Refinement Capability Evaluation of Llama-3.1-8B-Instruct, Qwen2.5-7B-Instruct, and Gemma-2-9B-Instruct across three refinement templates, scored by Skywork/Skywork-Reward-Llama-3.1-8B-v0.2 (Liu et al., 2024). Templates are shown in Appendix G.

Inspired by the human problem-solving process, which starts with an initial draft and is refined iteratively, we explore the role of self-refinement in enhancing response quality. Specifically, We explore whether the self-refinement capability of LLMs can be harnessed specifically to generate higher-quality datasets. Unlike parallel sampling approaches, sequential generation allows models to build on prior responses, fostering deeper reflection and resulting in datasets with greater intellectual depth (Snell et al., 2024; Qu et al., 2024; Kumar et al., 2024).

However, preliminary results reveal that smaller models often exhibit weak self-refinement, which can even degrade performance. This suggests that models aligned exclusively through RLHF like DPO, struggle with this generation strategy, as shown in Fig.1 and Appendix G. To address this, we investigate mechanisms to unlock and progressively evolve self-refinement ability in LLMs within an iterative preference optimization framework. Afterward, we leverage the models’ activated self-refinement abilities to collect higher-quality datasets, thereby enabling such iterative training. Compared to online reinforcement learning-based approaches (Ouyang et al., 2022; Kumar et al., 2024; Gao et al., 2023) for enhancing LLM capabilities, iterative preference optimization offers greater stability and reduces the risk of reward hacking, as it does not directly use reward values for gradient updates. Consequently, in general tasks where verifiable rewards are unavailable and a reward model must be trained, iterative preference optimization shows more pronounced advantages.

In conclusion, we present an **EVOLving sLef-refinement and iteratiVe prEference optimization framework (EVOLVE)**. Our contributions are summarized as follows:

- We systematically study the activation and progressive enhancement mechanisms of self-refinement ability within the iterative preference optimization framework. By refining existing training paradigms and exploring dynamic inference strategies, we conducted an in-depth analysis of the evolution of self-refinement and demonstrated its potential for self-improvement.
- Based on our analysis, we propose EVOLVE, a simple yet effective iterative preference training and self-refinement inference framework, which cyclically performs preference training and self-refinement data collection, enabling continuous and efficient evolution of self-refinement ability.
- Experiments show EVOLVE’s remarkable efficacy: based on Llama-3.1-8B Base model and self-refinement strategy, it surpasses Llama-3.1-405B-Instruct and GPT-4o with 62.3% length-controlled and 63.3% raw win rates on AlpacaEval 2, plus 50.3% on Arena-Hard. EVOLVE also boosts scores on mathematical reasoning tasks like GSM8K and MATH.

2 Related Works

Reinforcement Learning from Human Feedback (RLHF). RLHF has proven effective in aligning LLMs with human values (Christiano et al., 2017; Ouyang et al., 2022; Bai et al., 2022a; Song et al., 2023; Touvron et al., 2023). This approach uses human-annotated preference datasets to train a Reward Model, guiding LLM optimization through reinforcement learning. However, due to the high cost of human annotations, AI-generated feedback has been proposed to automate this process (Bai et al., 2022b; Lee et al., 2023). Additionally, to reduce training costs, Direct Preference Optimization (DPO) (Rafailov et al., 2023) bypasses the reward modeling process and directly aligns LLMs using

preference datasets. However, the effectiveness of these methods heavily depends on the quality of the preference dataset, making the acquisition of high-quality preference data a critical challenge.

Improving LLMs via Data Augmentation. As high-quality human-labeled datasets become scarcer, methods leveraging LLMs to generate training data have emerged. Some approaches use powerful LLMs to generate datasets, which are then distilled into smaller models, enabling weaker LLMs to perform better with high-quality data (Chen et al., 2023). Other methods focus on self-generating problems or responses to expand datasets (Wang et al., 2022). Additionally, *LLM-as-a-Judge* prompting has become a standard technique for evaluating model outputs and optimizing datasets (Dubois et al., 2024b; Bai et al., 2024; Saha et al., 2023; Yuan et al., 2024). These advancements offer valuable strategies for efficient data augmentation and optimization.

In-Context Learning (ICL). ICL has become a fundamental capability of LLMs, enabling them to perform tasks by conditioning on a few input examples without requiring parameter updates (Brown et al., 2020). Recent studies, such as OPRO (Yang et al., 2024), show that LLMs can leverage their ICL abilities to function as implicit optimizers, progressively improving performance on complex problems. LLMs can also act as in-context reinforcement learners, optimizing behavior via reward feedback (Monea et al., 2024). The SELF-REFINE (Madaan et al., 2024) is a special form of ICL. It significantly enhances model performance through the FEEDBACK and REFINE mechanisms, achieving remarkable results across multiple benchmarks. These findings indicate that integrating ICL with model training presents a compelling strategy for constructing self-optimizing frameworks.

3 Preliminaries

DPO. The standard DPO algorithm usually involves two stages: (1) Supervised Fine-Tuning (SFT) and (2) DPO training. In the SFT stage, the DPO algorithm fine-tunes a pre-trained language model π_θ with the loss function defined as:

$$\mathcal{L}_{\text{SFT}}(\pi_\theta) = - \mathbb{E}_{(x,y) \sim \mathcal{D}} [\log \pi_\theta(y|x)], \quad (1)$$

which yields a fine-tuned model, denoted as $\pi_{\text{ref}} = \pi_{\text{SFT}}$, to be used as the reference model in subsequent stages. If given a preference dataset $\mathcal{D} = \{x^{(i)}, y_w^{(i)}, y_l^{(i)}\}_{i=1}^N$ for fine-tuning, the chosen response y_w is typically selected as the target for SFT. In this case, the loss becomes:

$$\mathcal{L}_{\text{SFT}}(\pi_\theta) = - \mathbb{E}_{(x,y_w,y_l) \sim \mathcal{D}} [\log \pi_\theta(y_w|x)]. \quad (2)$$

In the DPO preference training stage, DPO uses the fine-tuned model as initialization, i.e., $\pi_\theta = \pi_{\text{SFT}}$, and directly optimizes the policy model using the following negative log-likelihood loss:

$$\mathcal{L}_{\text{DPO}}(\pi_\theta; \pi_{\text{ref}}) = - \mathbb{E}_{(x,y_w,y_l) \sim \mathcal{D}} \left[\log \sigma \left(\beta \log \frac{\pi(y_w|x)}{\pi_{\text{ref}}(y_w|x)} - \beta \log \frac{\pi(y_l|x)}{\pi_{\text{ref}}(y_l|x)} \right) \right]. \quad (3)$$

Self-Refinement (SR). In language generation, given a question input x , the model typically generates a response $y \sim \pi(\cdot|x)$. We refer to this approach as *direct response generation* in this paper. Building on this, our work advances further by assuming that we are given both a question input x and an existing response y_1 . Our goal is to generate a better response $y_2 \sim \pi(\cdot|x, y_1)$, where this generation method is termed as *Self-Refinement* in our work.

4 Methodology

In this section, we first investigate how to activate and progressively enhance the model’s self-refinement ability within the iterative preference optimization framework, and how leveraging the self-refinement ability can, in turn, enhance overall model training performance. Finally, we present our framework, EVOLVE, which significantly enhances the model’s general language abilities.

4.1 Synergistic Optimization of SFT and Preference Training for Evolving Self-Refinement

Since DPO is a representative method for preference optimization, we first study how to activate and enhance the model’s self-refinement within its framework, focusing on the synergistic coordination between Supervised Fine-Tuning (SFT) and preference training.

Supervised Fine-Tuning (SFT). During the SFT stage, in addition to the standard Negative Log-Likelihood Loss (Eq.2), we also explore the impact of SFT on the evaluation of the model’s self-refinement ability. To this end, we employ a method that directly enhances the model’s ability to refine suboptimal responses. When applied to preference datasets and formalized mathematically, this approach optimizes the following loss function:

$$\mathcal{L}_{\text{EVOLVE-SFT}}(\pi_\theta) = - \mathbb{E}_{(x, y_w, y_l) \sim \mathcal{D}} [\log \pi_\theta(y_w | x) + \log \pi_\theta(y_l | x, y_l, z)], \quad (4)$$

where prompt x , chosen response y_w , and rejected response y_l together form a sample in the preference dataset \mathcal{D} , with z denoting our refinement template.

Preference Training (PT). In the preference training stage, alongside the standard DPO method (Eq.3), we also investigate enhancing the model’s self-refinement ability by optimizing the following scenario: Given a prompt x , assume we have already sampled an initial response y_1 . How can we utilize the prompt x and the response y_1 to generate a more refined response y_2 guided by a refinement template z ? To achieve this, we define the following objective function:

$$\max_{\pi} \mathbb{E}_{y_2 \sim \pi(\cdot | x, y_1, z)} \left[p(y_2 \succ y_1 | x) - \beta D_{\text{KL}}(\pi || \pi_{\text{ref}} | x, y_1, z) \right]. \quad (5)$$

Here, $p(y_2 \succ y_1 | x)$ represents the preference function, indicating the likelihood that y_2 is preferred over y_1 given x . The template z is shown in Appendix B.1. By deriving the optimal policy expression from Eq.5 and employing the mean squared error loss function, we parameterize the policy model as π_θ , ultimately obtaining the loss function:

$$\mathcal{L}(\pi_\theta; \pi_{\text{ref}}) = \mathbb{E}_{(x, y_1, y_2) \sim \rho} \left[\log \left(\frac{\pi_\theta(y_2 | x, y_1, z) \pi_{\text{ref}}(y_1 | x, y_1, z)}{\pi_\theta(y_1 | x, y_1, z) \pi_{\text{ref}}(y_2 | x, y_1, z)} \right) - \left(\frac{p(y_2 \succ y_1 | x)}{\beta} - \frac{1}{2\beta} \right) \right]^2, \quad (6)$$

where ρ represents the true distribution. The derivation is presented in Appendix A.1. Given a well-curated preference dataset $\mathcal{D} = \{(x^{(i)}, y_w^{(i)}, y_l^{(i)})\}_{i=1}^N$ where y_w is strictly preferred over y_l (i.e., $P(y_w \succ y_l) = 1$), we derive the final Self-Refinement loss function to fully utilize the dataset:

$$\mathcal{L}_{\text{SR}}(\pi_\theta; \pi_{\text{ref}}) = \mathbb{E}_{(x, y_w, y_l) \sim \mathcal{D}} \left[\frac{1}{2} - v(x, y_l, y_w, z; \pi_\theta) \right]^2 + \mathbb{E}_{(x, y_w, y_l) \sim \mathcal{D}} \left[\frac{1}{2} + v(x, y_w, y_l, z; \pi_\theta) \right]^2, \quad (7)$$

where $v(x, y_1, y_2, z; \pi_\theta) = \beta \log \left(\frac{\pi_\theta(y_2 | x, y_1, z) \pi_{\text{ref}}(y_1 | x, y_1, z)}{\pi_\theta(y_1 | x, y_1, z) \pi_{\text{ref}}(y_2 | x, y_1, z)} \right)$. Finally, we combine the Self-Refinement (SR) loss and the DPO loss to derive the following loss function:

$$\mathcal{L}_{\text{EVOLVE-PT}}(\pi_\theta; \pi_{\text{ref}}) = \alpha \mathcal{L}_{\text{SR}}(\pi_\theta; \pi_{\text{ref}}) + (1 - \alpha) \mathcal{L}_{\text{DPO}}(\pi_\theta; \pi_{\text{ref}}). \quad (8)$$

Synergistic Optimization of SFT and PT. Although we have discussed methods in the SFT and PT phases to enhance the self-refinement ability of LLMs, these approaches inevitably introduce additional computational overhead. Consequently, the necessity of such modifications warrants further investigation. As illustrated in Fig.2, we systematically integrate training methods from both phases to evaluate their impact on self-refinement performance. As an initial attempt, we utilize the UltraFeedback dataset for offline preference training and employ the Reward Model for evaluating the trained models. Our analysis reveals that **SFT serves as a foundational role for activating self-refinement capability, constitutes the primary and most essential stage in enabling models to develop new capability.** Without proper adaptation during SFT, the model can’t effectively develop self-refinement capability. **PT stage further enhances model’s proficiency in applying these abilities. These two stages are complementary; without PT, the potential of the self-refinement acquired in the SFT phase is limited.** Thus, to fully activate the model’s capacity for refining its responses and enable deeper reasoning, adjustments in both phases are essential. In

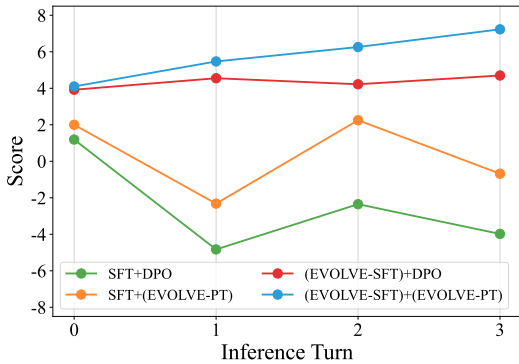


Figure 2: Inference Performance of Models from Different Combined Training Methods via Self-Refinement Generation Strategy.

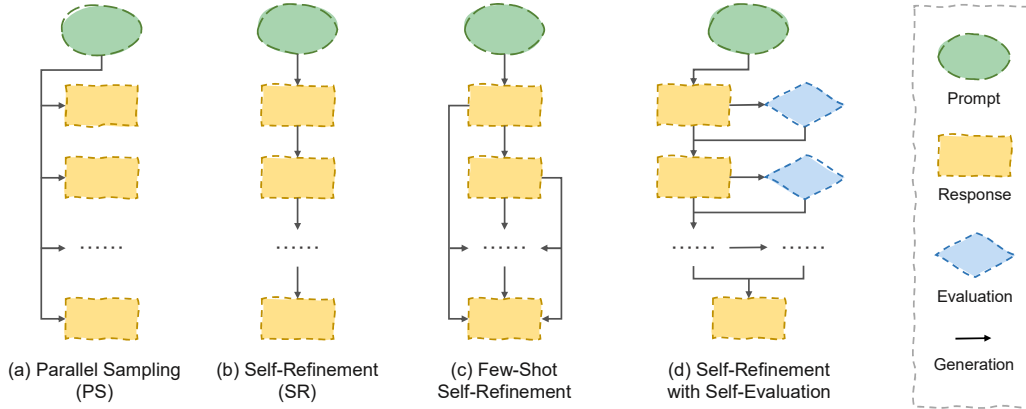


Figure 3: Exploration of Various Dynamic Generation Strategies.

Appendix C, we further explore an alternative approach to evolve LLMs’ self-refinement ability during PT, demonstrating that training effectiveness can be equivalently improved from diverse approaches. **This suggests that the development of self-refinement capability stems from inherent advantages of the training paradigm itself.**

4.2 Exploring Various Dynamic Generation Strategies

Building upon our training method, we investigate the impact of different dynamic generation strategies on model performance during the inference phase, aiming to identify the most suitable approach for our final framework. Specifically, we focus on evaluating the following four generation strategies:

- **Parallel Sampling:** Given a problem x , the model performs multiple parallel samplings, generating a set of candidate answers $\{y_1, y_2, \dots, y_n\}$.
- **Self-Refinement:** For a problem x , the model first generates an initial answer y_1 . Next, by applying the refinement template z , it iteratively generates refined responses y_n based on the problem x and the previous response y_{n-1} .
- **Few-Shot Self-Refinement:** The model iteratively produces improved outputs y_n by considering both the input problem x and its own prior generations y_1, y_2, \dots, y_{n-1} .
- **Self-Refinement with Self-Evaluation:** The model first generates an initial response y_1 to the problem x and then evaluates y_1 along multiple dimensions (e.g., relevance, helpfulness) to produce an evaluation e_1 . This process continues iteratively, where each refined response y_n is generated based on x , the previous response y_{n-1} , and the last evaluation e_{n-1} : $y_n \sim \pi_\theta(\cdot \mid x, y_{n-1}, e_{n-1})$. and each evaluation e_n is based on (x, y_n) .

We illustrate the procedural logic of four generation strategies in Fig.10. The corresponding prompt templates are provided in Appendix H. Using the same evaluation settings as employed in the training section, we obtained the experimental results shown in Fig.4. We conduct four rounds of iterative generation. Parallel Sampling shows stable mean rewards across iterations due to sampling from identical distributions. Self-Refinement achieves the best performance during iterative generation, showing consistent response quality improvements. Notably, the results for Few-Shot Self-Refinement and Self-Refinement with Self-Evaluation reveal interesting patterns. For Few-Shot Self-Refinement, as prompt length increases, the model struggles to

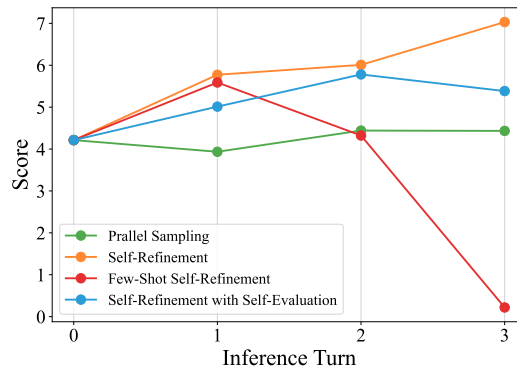


Figure 4: Performance of Different Generation Strategies.

adapt and capture key information, leading to an

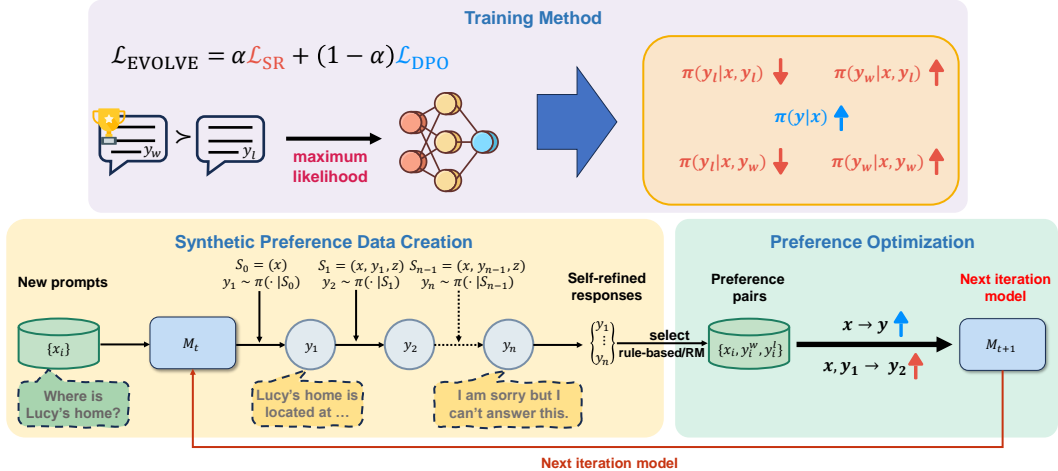


Figure 5: Our proposed framework, **EVOLVE**, iteratively alternates between inference and training processes. Model M_t uses self-refinement strategy to collect preference data, which is then utilized to enhance both direct response generation and self-refinement abilities via preference training (Eq.8), yielding the next iteration model M_{t+1} . The dataset is filtered through either rule-based method or scoring by reward model.

initial rise followed by a decline in response quality. Meanwhile, although Self-Refinement with Self-Evaluation also shows iterative generation performance gains, its refinement ability is comparatively weaker than Self-Refinement. This limitation largely stems from the model’s weak self-evaluation ability, as evidenced by examples in Appendix H.

Since Self-Refinement best aligns with our training approach while adding minimal overhead compared to basic Parallel Sampling, we adopt it as our core generation strategy in our framework.

4.3 The Potential of Self-Refinement for Achieving Model Self-Improvement

Following our analysis of training algorithms and inference strategies, we now examine the practical benefits of self-refinement and its capability evolution during iterative training. A core challenge in LLMs is achieving self-improvement without external supervision signals, particularly valuable in data-scarce or human-unsupervised domains. As shown earlier, self-refinement enhances output quality during inference. This naturally leads to the question: Can this property be leveraged to drive self-improvement of LLMs? Therefore, we propose a self-improvement framework based on our above analysis, as illustrated in Fig.5.

Rules for Achieving Model Self Improvement. To objectively evaluate the model’s self-refinement ability, we intentionally avoid implementing complex data filtering mechanisms. For a given problem x , we utilize Self-Refinement to generate a sequence of responses $\{y_1, y_2, y_3, y_4\}$ and adopt a simple rule-based approach where y_1 is manually designated as the rejected response and y_4 as the chosen response to construct the preference dataset for subsequent preference training.

Analysis Setup. Using the same configurations as specified in **Models and Training Settings** in Experiments, we build upon the EVOLVE *offline* model and perform two unsupervised self-improvement iterations to evaluate the self-refinement efficacy, yielding the EVOLVE_{rule} *iter1* and EVOLVE_{rule} *iter2* models. We employ Self-Rewarding (Yuan et al., 2024) and SPIN (Chen et al., 2024) as baselines. We first perform SFT and offline DPO training to obtain the DPO *offline* model (see Tab.4 for evaluation results), then train both methods following their respective frameworks. Self-Rewarding utilizes *LLM-as-a-Judge* for self-improvement, while SPIN relies solely on preferred responses y_w from the dataset for performance alignment. Cause these responses are not guaranteed to surpass the model’s outputs, and no external reward signals are used for data filtering, we include SPIN as a comparative method for self-improvement research. Results are shown in Fig.6 and Tab.1.

Fig.6(a) and Fig.6(b) show that EVOLVE-trained models achieve synergistic gains in both direct answering and self-refinement ability during iterative training, enabling sustained self-improvement. Fig.6(c) demonstrates that self-refinement boosts dataset quality by skewing the response distribution

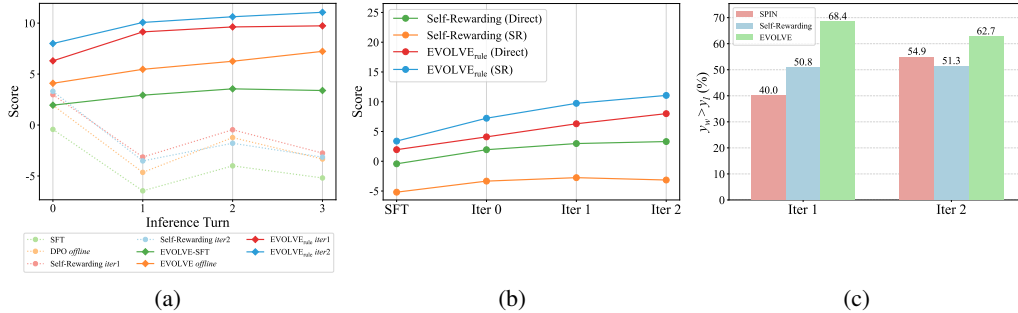


Figure 6: Model performance evaluation under the Self-Improvement setup: (a) shows performance variation with increasing inference turns. (b) depicts improvement during iterative training. (c) assesses the collected dataset quality using Skywork/Skywork-Reward-Llama-3.1-8B-v0.2.

Table 1: Performance Analysis of Self-Refinement Potential for Self-Improvement. Results evaluated on AlpacaEval 2 (Li et al., 2023) and Arena-Hard (Li et al., 2024) under the **Direct** and **SR** settings. **Direct** denotes direct response generation, **SR** indicates three rounds of self-refinement on responses.

Method	Direct			Self-Refinement (SR)		
	AlpacaEval 2		Arena-Hard	AlpacaEval 2		Arena-Hard
	LC (%)	WR (%)	WR (%)	LC (%)	WR (%)	WR (%)
SPIN <i>iter1</i>	15.5	12.8	11.1	17.2	12.4	10.2
SPIN <i>iter2</i>	13.2	11.3	12.1	12.3	9.9	11.9
Self-Rewarding <i>iter1</i>	19.3	17.2	14.2	19.3	12.6	11.6
Self-Rewarding <i>iter2</i>	18.2	14.2	15.9	19.0	11.2	11.0
EVOLVE_rule <i>iter1</i>	23.9	24.5	22.0	37.4	35.7	31.1
EVOLVE_rule <i>iter2</i>	28.4	29.7	24.9	41.3	39.5	32.0

toward higher-quality outputs, analogous to rejection sampling. Reward model evaluations show that over 60% of self-refined samples meet preferred standards, outperforming baselines and driving the improvements in Tab.1. In contrast, Self-Rewarding employs parallel sampling to collect datasets, resampling from the original distribution, yielding responses with low discriminability. This poses challenges for the *LLM-as-a-Judge* process, leading to insufficient dataset quality and causing the model’s performance to stagnate during iterative training. Surprisingly, the preference dataset constructed by the SPIN exhibits lower quality. After SFT and offline preference training, the model’s outputs often generalize beyond the quality of the dataset’s preferred responses, which is likely contributed to the high-quality pretraining data and the capability elicitation during post-training phases. However, the poor dataset quality severely hinders SPIN training, even causing significant performance degradation. This highlights the persistent challenge of improving LLMs performance in data-scarce domains. In Appendix E, we also use another reward model for evaluation to reduce scoring bias.

The self-refinement capability activated in LLMs has demonstrated a significant potential to enhance their response refinement ability, offering substantial application prospects. However, within the domain of self-improvement, relying solely on self-refinement remains insufficient due to the susceptibility of models to noisy datasets, which can lead to performance bottlenecks. To address this limitation, we replace rule-based data filtering mechanism by employing a reward model of comparable scale to the policy model for scoring responses in the following Experiments Section. This ultimately leads to our simple yet effective iterative preference training and self-refinement inference framework, EVOLVE, as illustrated in Fig.5.

5 Experiments

In this section, we demonstrate the effectiveness of EVOLVE. Specifically, we will primarily investigate the following questions: (1) How significantly does EVOLVE improve model performance

compared to prior methods during the iterative process of data collection and training (§5.1)? (2) What components contribute to the performance improvements of EVOLVE (§5.2)? (3) Can the self-refinement strategy induced by EVOLVE generalize to problems out of the training domains (§5.3)? By answering these questions, we aim to deepen our understanding of EVOLVE.

Models and Training Settings. Our work focuses on preference optimization and capability analysis of Llama-3.1-8B Base (Dubey et al., 2024). During the SFT phase, we fine-tune the model on the llama-3.1-tulu-3-70b-preference-mixture dataset (Lambert et al., 2024a) using Eq. 4, yielding the EVOLVE-SFT model. Subsequently, we perform preference training on the first 30K preference data from the UltraFeedback dataset (Cui et al., 2023), guided by Eq. 8, resulting in the EVOLVE *offline* model. Next, we extract a new 5K prompt dataset from the UltraFeedback dataset and generate responses by iterating 4 times per prompt using the EVOLVE *offline* model and self refinement, forming a dataset $\mathcal{D} = \{x^{(i)}, y_1^{(i)}, y_2^{(i)}, y_3^{(i)}, y_4^{(i)}\}$. After scoring with Skywork/Skywork-Reward-Llama-3.1-8B-v0.2, a compact yet top-performing reward model on the RewardBench leaderboard (Lambert et al., 2024b), we construct a new preference dataset, which is used for the next round of preference training to obtain the EVOLVE *iter1* model. Finally, we extract another 10K prompt dataset from the UltraFeedback dataset, repeat the data generation and preference training process, producing the EVOLVE *iter2* model.

Baselines. We replicate several state-of-the-art methods as baselines, including Iterative DPO (Snorkel, 2024; Xu et al., 2023; Xiong et al., 2023; Dong et al., 2024a), an iterative preference optimization approach; SynPO (Dong et al., 2024b), leveraging a refiner model to enhance performance; SRPO (Choi et al., 2024), an offline preference optimization method; and ScoRe (Kumar et al., 2024), an online reinforcement learning (RL) approach for self-correction. Iterative DPO and SynPO are trained using DPO, while SRPO is adapted to fit within our iterative framework. Since ScoRe is designed for reasoning tasks, we integrate it into general tasks and perform RL training on the EVOLVE-SFT model.

Evaluation Benchmarks. We evaluate our models using AlpacaEval 2 (Li et al., 2023) and Arena-Hard (Li et al., 2024), along with two cross-domain mathematical reasoning tasks: GSM8K (Cobbe et al., 2021) and MATH (Hendrycks et al., 2021). AlpacaEval 2 (Li et al., 2023) consists of 805 questions from 5 datasets and Arena-Hard (Li et al., 2024) comprises 500 well-defined technical questions. GSM8K (Cobbe et al., 2021) includes elementary and middle school-level math problems, while MATH (Hendrycks et al., 2021) contains more complex questions, spanning various mathematical branches such as algebra, counting and probability, geometry, number theory, and calculus. For AlpacaEval 2, we provide the raw win rate (WR) and length-controlled (LC) win rate (Dubois et al., 2024a). For Arena-Hard, we report the win rate relative to the baseline model. For GSM8K and MATH, we use the Step-DPO (Lai et al., 2024) evaluation script. We assess two settings: direct response generation (labeled as "**Direct**") and responses refined through 3 rounds of self-refinement (denoted as "**SR**").

5.1 Boost in Model Performance with EVOLVE

We first evaluate the performance improvements on the UltraFeedback test set, focusing on both the inference phase and the iterative training process, as shown in Fig.12. In Fig.7(a) and Fig.7(b), the models trained with EVOLVE consistently demonstrate gradual improvements during inference, and the self-refinement ability evolves continuously throughout the iterative training process. The training algorithm and self-refinement strategy complement each other, enabling the framework to continually boost LLM performance. In Fig.7(c), we find that EVOLVE’s self-refinement gain improves progressively during the iterative training process, compared to direct response generation. This indicates that EVOLVE enables models to gradually master this cognitive mode.

Subsequently, we evaluate the model performance on AlpacaEval 2 and Arena-Hard, as shown in Tab.4. EVOLVE not only significantly improves model performance under the "**Direct**" setting but also achieves a qualitative leap in performance under the "**SR**" setting. However, preference-based training methods built upon SFT model often result in trained models struggling to refine their own outputs effectively, regardless of whether the training objective explicitly optimizes for self-refinement. While ScoRe also demonstrates strong self-refinement ability, reinforcement learning approaches that rely on explicit reward model scores for updates often suffer from training instability in general-task domains. This instability typically arises from reward hacking, where the reward model fails to provide consistent and reliable scoring, ultimately impairing model performance.

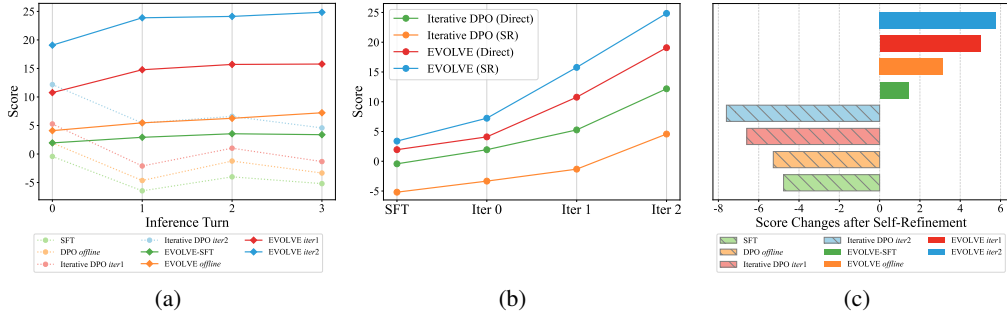


Figure 7: Qualitative analysis of various methods on the UltraFeedback test set. (a) shows the variation in model performance as the number of inference turns increases. (b) depicts the performance improvement during the iterative training process. (c) demonstrates the performance improvement after 3 rounds of self-refinement.

Table 2: Results on AlpacaEval 2 (Li et al., 2023) and Arena-Hard (Li et al., 2024) under the **Direct** and **SR** settings.

Method	Direct			Self-Refinement (SR)		
	AlpacaEval 2		Arena-Hard	AlpacaEval 2		Arena-Hard
	LC (%)	WR (%)	WR (%)	LC (%)	WR (%)	WR (%)
SFT	15.9	12.7	12.7	13.8	8.1	8.0
+SRPO <i>offline</i>	15.8	16.0	14.3	22.2	16.2	13.2
+SRPO <i>iter1</i>	21.9	21.8	21.9	27.1	20.2	18.8
+SRPO <i>iter2</i>	22.1	22.4	25.6	27.5	22.3	21.8
+DPO <i>offline</i>	17.9	16.7	16.5	18.3	12.6	12.6
+SynPO <i>iter1</i>	23.5	23.1	21.6	22.5	15.1	14.0
+SynPO <i>iter2</i>	23.1	18.2	19.6	20.6	13.8	16.8
+Iterative DPO <i>iter1</i>	24.6	22.3	22.4	25.1	16.9	17.1
+Iterative DPO <i>iter2</i>	34.1	33.5	29.6	34.5	27.8	23.7
EVOLVE-SFT	15.9	15.5	16.5	20.0	18.6	18.0
+ScoRe	21.3	27.9	24.0	35.8	42.7	34.0
+EVOLVE <i>offline</i>	19.1	18.6	17.4	28.8	27.1	23.5
+EVOLVE <i>iter1</i>	32.7	33.5	31.9	50.2	49.9	37.5
+EVOLVE <i>iter2</i>	45.0	46.8	38.0	62.3	63.3	50.3

5.2 Ablation Studies of EVOLVE

Here, we examine the impact of two key aspects on EVOLVE: (1) whether the training algorithm includes DPO loss (i.e., $\alpha = 0$), and (2) replacing the self-refinement sequential generation strategy with Parallel Sampling (PS) for data collection during the preference dataset construction process. These results are presented in Fig.8 and Fig.9.

In Fig.8, we observe that omitting DPO loss progressively affects the performance of EVOLVE. As iterative training advances, the absence of DPO loss leads to a slower rate of improvement in both "Direct" and "SR" results. We attribute this decline to the critical role of DPO loss in improving the model's capacity to generate higher-quality answers directly. In Fig.9, we find that models trained on the dataset collected using the PS strategy exhibit lower overall performance compared to those trained on datasets collected with the self-refinement strategy. This suggests that, when coupled with the self-refinement strategy, EVOLVE is more effective in collecting high-quality datasets. Further details can be found in Appendix I, where we demonstrate that self-refinement enhances the model's responses, improving logical coherence and resulting in clearer, more concise expressions.

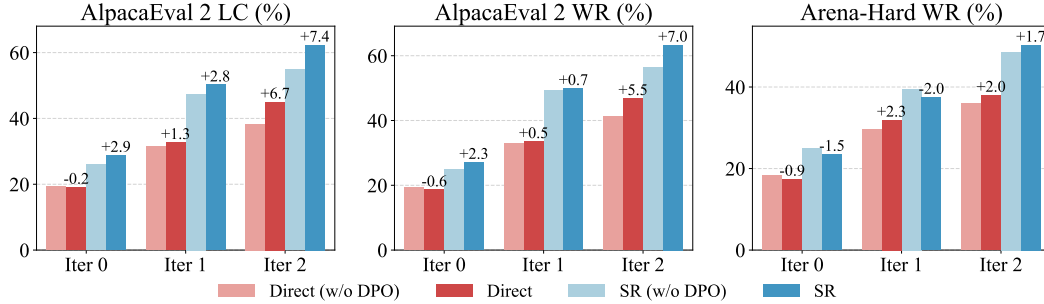


Figure 8: Impact analysis of DPO Loss on EVOLVE Performance under the Reward Model Scoring mechanism.

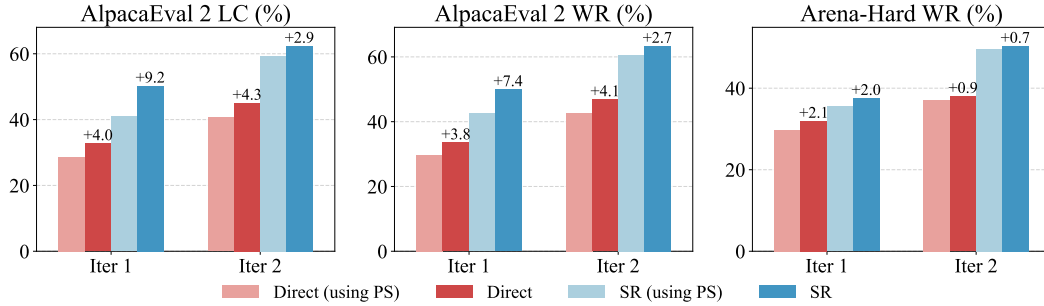


Figure 9: Effect of Parallel Sampling (PS) vs. Self-Refinement in preference dataset construction on EVOLVE Performance under the Reward Model Scoring mechanism.

5.3 Generalization of EVOLVE in Reasoning Tasks

We further assess the generalization of various methods on the GSM8K and MATH, as shown in Tab.3. The self-refinement ability activated by EVOLVE demonstrates measurable generalization in mathematical tasks, leading to improved reasoning performance. ScoRe also exhibits strong generalization in mathematical tasks, which can be attributed to the robust generalization properties of reinforcement learning.

However, as the model’s accuracy on the GSM8K and MATH tasks reaches a certain level, the effect of self-refinement begins to plateau. We attribute this to the lack of domain-specific training, preventing the model from mastering certain problem-solving strategies. This observation has prompted us to plan further domain-specific training for reasoning tasks, to gain deeper insights into the enhancement of the model’s reasoning capabilities.

Table 3: Accuracy of different methods on GSM8K and MATH under **Direct** and **SR** settings.

Method	GSM8K(%)		MATH(%)	
	Direct	SR	Direct	SR
SFT	60.9	62.3	18.2	29.5
+SRPO <i>offline</i>	66.7	63.9	36.2	34.5
+SRPO <i>iter1</i>	67.2	66.6	38.5	37.1
+SRPO <i>iter2</i>	65.0	68.7	41.5	39.3
+DPO <i>offline</i>	66.3	66.6	35.1	34.6
+SynPO <i>iter1</i>	67.6	66.9	38.0	37.0
+SynPO <i>iter2</i>	67.6	66.3	33.2	32.4
+Iterative DPO <i>iter1</i>	68.5	67.9	36.6	35.6
+Iterative DPO <i>iter2</i>	68.4	67.2	36.7	36.3
EVOLVE-SFT	64.3	70.9	32.8	45.5
+ScoRe	64.0	71.7	39.5	50.1
+EVOLVE <i>offline</i>	68.3	72.2	38.3	42.4
+EVOLVE <i>iter1</i>	70.2	71.7	46.1	47.8
+EVOLVE <i>iter2</i>	71.9	73.6	48.7	50.1

6 Conclusion and Limitation

We propose EVOLVE, a novel framework that integrates iterative preference training with self-refinement-based inference. During training, EVOLVE enhances both direct question-answering and self-refinement capabilities. At inference, it employs multi-step self-refinement to generate and filter outputs, constructing preference data for subsequent training. This synergistic loop significantly improves LLMs’ performance, outperforming GPT-4o on benchmarks like AlpacaEval 2 and Arena-Hard. As this work mainly focuses on general tasks, future work will extend this framework to more complex reasoning tasks and broader applications such as maths and coding.

References

- Azar, M. G., Guo, Z. D., Piot, B., Munos, R., Rowland, M., Valko, M., and Calandriello, D. A general theoretical paradigm to understand learning from human preferences. In *International Conference on Artificial Intelligence and Statistics*, pp. 4447–4455. PMLR, 2024.
- Bai, Y., Jones, A., Ndousse, K., Askell, A., Chen, A., DasSarma, N., Drain, D., Fort, S., Ganguli, D., Henighan, T., et al. Training a helpful and harmless assistant with reinforcement learning from human feedback. *arXiv preprint arXiv:2204.05862*, 2022a.
- Bai, Y., Kadavath, S., Kundu, S., Askell, A., Kernion, J., Jones, A., Chen, A., Goldie, A., Mirhoseini, A., McKinnon, C., et al. Constitutional ai: Harmlessness from ai feedback. *arXiv preprint arXiv:2212.08073*, 2022b.
- Bai, Y., Ying, J., Cao, Y., Lv, X., He, Y., Wang, X., Yu, J., Zeng, K., Xiao, Y., Lyu, H., et al. Benchmarking foundation models with language-model-as-an-examiner. *Advances in Neural Information Processing Systems*, 36, 2024.
- Brown, T., Mann, B., Ryder, N., Subbiah, M., Kaplan, J. D., Dhariwal, P., Neelakantan, A., Shyam, P., Sastry, G., Askell, A., et al. Language models are few-shot learners. *Advances in neural information processing systems*, 33:1877–1901, 2020.
- Chen, L., Li, S., Yan, J., Wang, H., Gunaratna, K., Yadav, V., Tang, Z., Srinivasan, V., Zhou, T., Huang, H., et al. Alpapasus: Training a better alpaca with fewer data. *arXiv preprint arXiv:2307.08701*, 2023.
- Chen, Z., Deng, Y., Yuan, H., Ji, K., and Gu, Q. Self-play fine-tuning converts weak language models to strong language models. *arXiv preprint arXiv:2401.01335*, 2024.
- Choi, E., Ahmadian, A., Geist, M., Pietquin, O., and Azar, M. G. Self-improving robust preference optimization. *arXiv preprint arXiv:2406.01660*, 2024.
- Christiano, P. F., Leike, J., Brown, T., Martic, M., Legg, S., and Amodei, D. Deep reinforcement learning from human preferences. *Advances in neural information processing systems*, 30, 2017.
- Cobbe, K., Kosaraju, V., Bavarian, M., Chen, M., Jun, H., Kaiser, L., Plappert, M., Tworek, J., Hilton, J., Nakano, R., et al. Training verifiers to solve math word problems. *arXiv preprint arXiv:2110.14168*, 2021.
- Cui, G., Yuan, L., Ding, N., Yao, G., Zhu, W., Ni, Y., Xie, G., Liu, Z., and Sun, M. Ultrafeedback: Boosting language models with high-quality feedback, 2023.
- Dong, H., Xiong, W., Pang, B., Wang, H., Zhao, H., Zhou, Y., Jiang, N., Sahoo, D., Xiong, C., and Zhang, T. Rlhf workflow: From reward modeling to online rlhf. *arXiv preprint arXiv:2405.07863*, 2024a.
- Dong, Q., Dong, L., Zhang, X., Sui, Z., and Wei, F. Self-boosting large language models with synthetic preference data. *arXiv preprint arXiv:2410.06961*, 2024b.
- Dubey, A., Jauhri, A., Pandey, A., Kadian, A., Al-Dahle, A., Letman, A., Mathur, A., Schelten, A., Yang, A., Fan, A., et al. The llama 3 herd of models. *arXiv preprint arXiv:2407.21783*, 2024.
- Dubois, Y., Galambosi, B., Liang, P., and Hashimoto, T. B. Length-controlled alpacaeval: A simple way to debias automatic evaluators. *arXiv preprint arXiv:2404.04475*, 2024a.
- Dubois, Y., Li, C. X., Taori, R., Zhang, T., Gulrajani, I., Ba, J., Guestrin, C., Liang, P. S., and Hashimoto, T. B. AlpacaFarm: A simulation framework for methods that learn from human feedback. *Advances in Neural Information Processing Systems*, 36, 2024b.
- Ethayarajh, K., Xu, W., Muennighoff, N., Jurafsky, D., and Kiela, D. Kto: Model alignment as prospect theoretic optimization. *arXiv preprint arXiv:2402.01306*, 2024.
- Everitt, T., Krakovna, V., Orseau, L., Hutter, M., and Legg, S. Reinforcement learning with a corrupted reward channel. *arXiv preprint arXiv:1705.08417*, 2017.

- Everitt, T., Hutter, M., Kumar, R., and Krakovna, V. Reward tampering problems and solutions in reinforcement learning: A causal influence diagram perspective. *Synthese*, 198(Suppl 27): 6435–6467, 2021.
- Gao, L., Schulman, J., and Hilton, J. Scaling laws for reward model overoptimization. In *International Conference on Machine Learning*, pp. 10835–10866. PMLR, 2023.
- Hendrycks, D., Burns, C., Kadavath, S., Arora, A., Basart, S., Tang, E., Song, D., and Steinhardt, J. Measuring mathematical problem solving with the math dataset. *arXiv preprint arXiv:2103.03874*, 2021.
- Hong, J., Lee, N., and Thorne, J. Orpo: Monolithic preference optimization without reference model. In *Proceedings of the 2024 Conference on Empirical Methods in Natural Language Processing*, pp. 11170–11189, 2024.
- Kumar, A., Zhuang, V., Agarwal, R., Su, Y., Co-Reyes, J. D., Singh, A., Baumli, K., Iqbal, S., Bishop, C., Roelofs, R., et al. Training language models to self-correct via reinforcement learning. *arXiv preprint arXiv:2409.12917*, 2024.
- Lai, X., Tian, Z., Chen, Y., Yang, S., Peng, X., and Jia, J. Step-dpo: Step-wise preference optimization for long-chain reasoning of llms. *arXiv preprint arXiv:2406.18629*, 2024.
- Lambert, N., Morrison, J., Pyatkin, V., Huang, S., Ivison, H., Brahman, F., Miranda, L. J. V., Liu, A., Dziri, N., Lyu, S., et al. Tulu 3: Pushing frontiers in open language model post-training. *arXiv preprint arXiv:2411.15124*, 2024a.
- Lambert, N., Pyatkin, V., Morrison, J., Miranda, L., Lin, B. Y., Chandu, K., Dziri, N., Kumar, S., Zick, T., Choi, Y., et al. Rewardbench: Evaluating reward models for language modeling. *arXiv preprint arXiv:2403.13787*, 2024b.
- Langley, P. Crafting papers on machine learning. In Langley, P. (ed.), *Proceedings of the 17th International Conference on Machine Learning (ICML 2000)*, pp. 1207–1216, Stanford, CA, 2000. Morgan Kaufmann.
- Lee, H., Phatale, S., Mansoor, H., Mesnard, T., Ferret, J., Lu, K., Bishop, C., Hall, E., Carbune, V., Rastogi, A., et al. Rlaif: Scaling reinforcement learning from human feedback with ai feedback. *arXiv preprint arXiv:2309.00267*, 2023.
- Li, T., Chiang, W.-L., Frick, E., Dunlap, L., Zhu, B., Gonzalez, J. E., and Stoica, I. From live data to high-quality benchmarks: The arena-hard pipeline, 2024.
- Li, X., Zhang, T., Dubois, Y., Taori, R., Gulrajani, I., Guestrin, C., Liang, P., and Hashimoto, T. B. AlpacaEval: An automatic evaluator of instruction-following models, 2023.
- Liu, C. Y., Zeng, L., Liu, J., Yan, R., He, J., Wang, C., Yan, S., Liu, Y., and Zhou, Y. Skywork-reward: Bag of tricks for reward modeling in llms. *arXiv preprint arXiv:2410.18451*, 2024.
- Madaan, A., Tandon, N., Gupta, P., Hallinan, S., Gao, L., Wiegrefe, S., Alon, U., Dziri, N., Prabhunoye, S., Yang, Y., et al. Self-refine: Iterative refinement with self-feedback. *Advances in Neural Information Processing Systems*, 36, 2024.
- Meng, Y., Xia, M., and Chen, D. Simpo: Simple preference optimization with a reference-free reward. *arXiv preprint arXiv:2405.14734*, 2024.
- Monea, G., Bosselut, A., Brantley, K., and Artzi, Y. Llms are in-context reinforcement learners. *arXiv preprint arXiv:2410.05362*, 2024.
- Ouyang, L., Wu, J., Jiang, X., Almeida, D., Wainwright, C., Mishkin, P., Zhang, C., Agarwal, S., Slama, K., Ray, A., et al. Training language models to follow instructions with human feedback. *Advances in Neural Information Processing Systems*, 35:27730–27744, 2022.
- Qu, Y., Zhang, T., Garg, N., and Kumar, A. Recursive introspection: Teaching language model agents how to self-improve. *arXiv preprint arXiv:2407.18219*, 2024.

- Rafailov, R., Sharma, A., Mitchell, E., Ermon, S., Manning, C. D., and Finn, C. Direct preference optimization: Your language model is secretly a reward model. *arXiv preprint arXiv:2305.18290*, 2023.
- Saha, S., Levy, O., Celikyilmaz, A., Bansal, M., Weston, J., and Li, X. Branch-solve-merge improves large language model evaluation and generation. *arXiv preprint arXiv:2310.15123*, 2023.
- Schulman, J., Wolski, F., Dhariwal, P., Radford, A., and Klimov, O. Proximal policy optimization algorithms. *arXiv preprint arXiv:1707.06347*, 2017.
- Snell, C., Lee, J., Xu, K., and Kumar, A. Scaling llm test-time compute optimally can be more effective than scaling model parameters. *arXiv preprint arXiv:2408.03314*, 2024.
- Snorkel. New benchmark results demonstrate value of snorkel ai approach to llm alignment, 2024. URL <https://snorkel.ai/new-benchmark-results-demonstrate-valueof-snorkel-ai-approach-to-llm-alignment>.
- Song, F., Yu, B., Li, M., Yu, H., Huang, F., Li, Y., and Wang, H. Preference ranking optimization for human alignment. *arXiv preprint arXiv:2306.17492*, 2023.
- Touvron, H., Martin, L., Stone, K., Albert, P., Almahairi, A., Babaei, Y., Bashlykov, N., Batra, S., Bhargava, P., Bhosale, S., et al. Llama 2: Open foundation and fine-tuned chat models. *arXiv preprint arXiv:2307.09288*, 2023.
- Wang, Y., Kordi, Y., Mishra, S., Liu, A., Smith, N. A., Khashabi, D., and Hajishirzi, H. Self-instruct: Aligning language models with self-generated instructions. *arXiv preprint arXiv:2212.10560*, 2022.
- Xiong, W., Dong, H., Ye, C., Wang, Z., Zhong, H., Ji, H., Jiang, N., and Zhang, T. Iterative preference learning from human feedback: Bridging theory and practice for rlhf under kl-constraint. *arXiv preprint arXiv:2312.11456*, 2023.
- Xu, J., Lee, A., Sukhbaatar, S., and Weston, J. Some things are more cringe than others: Preference optimization with the pairwise cringe loss. *arXiv preprint arXiv:2312.16682*, 2023.
- Yang, C., Wang, X., Lu, Y., Liu, H., Le, Q. V., Zhou, D., and Chen, X. Large language models as optimizers, 2024. URL <https://arxiv.org/abs/2309.03409>.
- Yuan, W., Pang, R. Y., Cho, K., Sukhbaatar, S., Xu, J., and Weston, J. Self-rewarding language models. *arXiv preprint arXiv:2401.10020*, 2024.
- Zeng, Y., Liu, G., Ma, W., Yang, N., Zhang, H., and Wang, J. Token-level direct preference optimization. *arXiv preprint arXiv:2404.11999*, 2024.
- Zheng, L., Chiang, W.-L., Sheng, Y., Zhuang, S., Wu, Z., Zhuang, Y., Lin, Z., Li, Z., Li, D., Xing, E., et al. Judging llm-as-a-judge with mt-bench and chatbot arena. *Advances in Neural Information Processing Systems*, 36:46595–46623, 2023.

A Mathematical Derivations

A.1 The optimal solution to the self-refinement objective in the preference training phase

In this Appendix, we aim to derive the loss function corresponding to the following objective:

$$\max_{\pi} \mathbb{E}_{y_2 \sim \pi(\cdot|x, y_1, z)} \left[p(y_2 \succ y_1|x) - \beta D_{\text{KL}}(\pi || \pi_{\text{ref}}|x, y_1, z) \right]. \quad (9)$$

First, we can obtain the optimal solution of the objective:

$$\max_{\pi} \mathbb{E}_{y_2 \sim \pi(\cdot|x, y_1, z)} \left[p(y_2 \succ y_1|x) - \beta D_{\text{KL}}(\pi || \pi_{\text{ref}}|x, y_1, z) \right] \quad (10)$$

$$= \max_{\pi} \mathbb{E}_{y_2 \sim \pi(\cdot|x, y_1, z)} \left[p(y_2 \succ y_1|x) - \beta \log \frac{\pi(y_2|x, y_1, z)}{\pi_{\text{ref}}(y_2|x, y_1, z)} \right] \quad (11)$$

$$= \max_{\pi} \beta \mathbb{E}_{y_2 \sim \pi(\cdot|x, y_1, z)} \left[- \log \frac{\pi(y_2|x, y_1, z)}{\pi_{\text{ref}}(y_2|x, y_1, z) \exp\left(\frac{p(y_2 \succ y_1|x)}{\beta}\right)} \right] \quad (12)$$

$$= \max_{\pi} -\beta \mathbb{E}_{y_2 \sim \pi(\cdot|x, y_1, z)} \left[\log \frac{\pi(y_2|x, y_1, z) Z(x, y_1, z)}{\pi_{\text{ref}}(y_2|x, y_1, z) \exp\left(\frac{p(y_2 \succ y_1|x)}{\beta}\right)} \right] + \beta \log Z(x, y_1, z) \quad (13)$$

$$= \max_{\pi} -\beta D_{\text{KL}} \left(\pi(y_2|x, y_1, z) \left\| \frac{\pi_{\text{ref}}(y_2|x, y_1, z) \exp\left(\frac{p(y_2 \succ y_1|x)}{\beta}\right)}{Z(x, y_1, z)} \right. \right) + \beta \log Z(x, y_1, z) \quad (14)$$

where $Z(x, y_1, z)$ is the partition function. Considering the non-negativity of the KL divergence, the optimal solution is:

$$\pi^*(y_2|x, y_1, z) = \frac{\pi_{\text{ref}}(y_2|x, y_1, z) \exp\left(\frac{p(y_2 \succ y_1|x)}{\beta}\right)}{Z(x, y_1, z)}. \quad (15)$$

Noting that $p(y_1 \succ y_1|x) = 1/2$, we derive the following expression:

$$\pi^*(y_1|x, y_1, z) = \frac{\pi_{\text{ref}}(y_1|x, y_1, z) \exp\left(\frac{1}{2\beta}\right)}{Z(x, y_1, z)}. \quad (16)$$

Dividing Eq.15 by Eq.16 yields

$$\frac{\pi^*(y_2|x, y_1, z)}{\pi^*(y_1|x, y_1, z)} = \frac{\pi_{\text{ref}}(y_2|x, y_1, z)}{\pi_{\text{ref}}(y_1|x, y_1, z)} \exp\left(\frac{p(y_2 \succ y_1|x)}{\beta} - \frac{1}{2\beta}\right). \quad (17)$$

Therefore, we have

$$\log \left(\frac{\pi^*(y_2|x, y_1, z) \pi_{\text{ref}}(y_1|x, y_1, z)}{\pi^*(y_1|x, y_1, z) \pi_{\text{ref}}(y_2|x, y_1, z)} \right) = \frac{p(y_2 \succ y_1|x)}{\beta} - \frac{1}{2\beta}. \quad (18)$$

By adopting the mean squared error as the loss function and parametrizing the policy model as π_{θ} , we finally obtain:

$$\mathcal{L}(\pi_{\theta}; \pi_{\text{ref}}) = \mathbb{E}_{(x, y_1, y_2) \sim \rho} \left[\log \left(\frac{\pi_{\theta}(y_2|x, y_1, z) \pi_{\text{ref}}(y_1|x, y_1, z)}{\pi_{\theta}(y_1|x, y_1, z) \pi_{\text{ref}}(y_2|x, y_1, z)} \right) - \left(\frac{p(y_2 \succ y_1|x)}{\beta} - \frac{1}{2\beta} \right) \right]^2, \quad (19)$$

where ρ represents the true distribution.

B Implementation Details

B.1 Self-Refinement Template

The self-refinement template used in this paper is as follows:

Self-Refinement Template

Below is a QUESTION from a user and an EXAMPLE RESPONSE.
Please provide a more helpful RESPONSE, improving the EXAMPLE RESPONSE by making the content even clearer, more accurate, and concise. Focus on addressing the human’s QUESTION without including irrelevant sentences.
Your RESPONSE should not only be well-written, logical, and easy-to-follow, but also demonstrate expert-level insight, engaging the reader with the most relevant information.

QUESTION:
{Question}

EXAMPLE RESPONSE:
{Example_Response}

Now, refine and improve the RESPONSE further. You can consider two approaches:
1. REFINEMENT: If the EXAMPLE RESPONSE is sufficient and addresses most of the QUESTION’s concerns, enhance clarity, accuracy, or conciseness as needed.
2. NEW RESPONSE: If the EXAMPLE RESPONSE lacks clarity or relevance to the QUESTION, craft a more effective RESPONSE that thoroughly resolves the QUESTION.

Do not include analysis-just give the improved RESPONSE.

RESPONSE:

B.2 Training Details

In the SFT phase, we set the learning rate to 5×10^{-6} , with a batch size of 128 and a maximum sequence length of 1024. We employed a cosine learning rate schedule with 3% warm-up steps for 1 epoch and used the AdamW optimizer.

In the preference training phase, the learning rate was reduced to 1×10^{-6} . Additionally, we set $\alpha = 0.8$. For training with the Reward Model Scoring dataset filtering mechanism, we set $\beta = 0.01$, while for the Self-Improvement Rule-Based Selection mechanism, $\beta = 0.05$. The higher value of β in the Self-Improvement Rule-Based Selection process is due to the presence of noisy data in the filtered preference dataset, which requires stronger regularization.

B.3 Inference Details

During the iterative training and dataset collection process, we employed a sampling decoding strategy with a temperature of 0.7 for direct response generation and self-refinement. For AlpacaEval 2, we set the temperature to 0.9 for generation, while for MT-Bench and Arena-Hard, we followed the official decoding configuration. For GSM8K and MATH, we utilized a greedy decoding strategy.

B.4 Evaluation Benchmarks Details

AlpacaEval 2 (Li et al., 2023) consists of 805 questions from 5 datasets, MT-Bench (Zheng et al., 2023) covers 80 questions across 8 categories in a multi-turn dialogue format, and Arena-Hard (Li et al., 2024) is an enhanced version of MT-Bench with 500 well-defined technical questions. GSM8K (Cobbe et al., 2021) includes elementary and middle school-level math problems, while MATH (Hendrycks et al., 2021) contains more complex questions, spanning various mathematical branches such as algebra, counting and probability, geometry, number theory, and calculus. We evaluate the entire GSM8K test set, which contains 1319 math problems, and the first 1024 samples of the MATH test set. For each benchmark, we report scores according to their respective evaluation protocols.

B.5 Experiment Results on MT-Bench

For MT-Bench (Zheng et al., 2023), we report the average score using GPT-4 and GPT-4-Preview-1106 as judges.

Table 4: Results on and MT-Bench (Zheng et al., 2023).

Method	MT-Bench	
	GPT-4 Turbo	GPT-4
SFT	6.4	6.9
+DPO <i>offline</i>	6.9	7.4
+Self-Rewarding <i>iter1</i>	6.9	7.5
+Self-Rewarding <i>iter2</i>	6.7	7.4
+Iterative DPO <i>iter1</i>	6.9	7.6
+Iterative DPO <i>iter2</i>	7.1	7.8
EVOLVE-SFT	6.4	7.0
+EVOLVE <i>offline</i>	7.0	7.6
+EVOLVE _{rule} <i>iter1</i>	7.1	7.5
+EVOLVE _{rule} <i>iter2</i>	7.1	7.7
+EVOLVE <i>iter1</i>	7.3	7.7
+EVOLVE <i>iter2</i>	7.7	8.1

B.6 Computational Overhead of Training and Inference

We compare the computational overhead between Iterative DPO and EVOLVE in the two-round online iterative training, with the results presented as follows:

Table 5: Computational overhead during the training and inference stage.

Method	Iter1		Iter2	
	Dataset Collection (5k)	Training (5k)	Dataset Collection (10k)	Training (10k)
Iterative DPO	4h	25min	8h	50min
EVOLVE	5.5h	50min	11h	100min

To ensure a fair comparison, we introduce a normalization parameter α into our loss function, such that the overall weight of the loss function during updates remains equal to 1.

B.7 Ablation Study on Parameter α

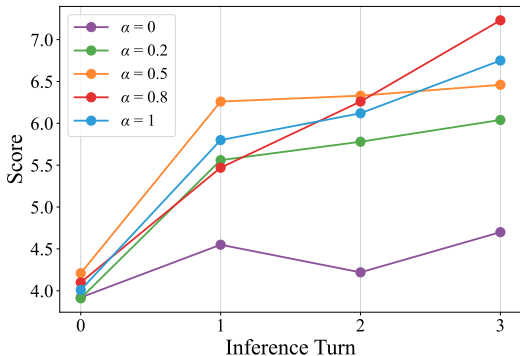


Figure 10: Experimental results with different values of α .

Based on the experimental results demonstrating that the self-refinement capability performs optimally at $\alpha = 0.8$, we selected $\alpha = 0.8$ in this work.

C Alternative Refinement Loss

C.1 The Derivation of the Refinement Loss Function from the Bradley-Terry model Perspective

Alternatively, we can enhance the model’s self-refinement capability by leveraging insights from the Bradley-Terry (BT) model theory. We define the objective function as follows:

$$\max_{\pi} \mathbb{E}_{y_2 \sim \pi(\cdot|x, y_1, z)} \left[r(y_2|x, y_1, z) - \beta D_{\text{KL}}(\pi || \pi_{\text{ref}}|x, y_1, z) \right] \quad (20)$$

The solution process is analogous to that of Appendix A.1, allowing us to obtain the optimal solution:

$$\pi^*(y_2|x, y_1, z) = \frac{\pi_{\text{ref}}(y_2|x, y_1, z) \exp\left(\frac{r(y_2|x, y_1, z)}{\beta}\right)}{Z(x, y_1, z)}, \quad (21)$$

where $Z(x, y_1, z)$ is the partition function. Reorganizing the above equation, we obtain:

$$r(y_2|x, y_1, z) = \beta \log \frac{\pi(y_2|x, y_1, z)}{\pi_{\text{ref}}(y_2|x, y_1, z)} + \beta \log Z(x, y_1, z) \quad (22)$$

The standard expression of the BT model is:

$$p_{\text{BT}}^*(y_2 \succ y_1|x) = \sigma(r^*(y_2|x) - r^*(y_1|x)) \quad (23)$$

Here, to enhance the self-refinement capability of the language model, we make a slight modification. Given the problem input x for the BT model, we also provide an arbitrary response y_{opt} along with a refinement template z , which serves as guidance for the model to generate better responses:

$$p_{\text{BT}}^*(y_2 \succ y_1|x, y_{\text{opt}}, z) = \sigma(r^*(y_2|x, y_{\text{opt}}, z) - r^*(y_1|x, y_{\text{opt}}, z)). \quad (24)$$

Then we define the refinement preference function:

$$p_{\text{BT_refine}}^*(y_2 \succ y_1|x, z) = p_{\text{BT}}^*(y_2 \succ y_1|x, y_1, z) p_{\text{BT}}^*(y_2 \succ y_1|x, y_2, z) \quad (25)$$

$$= \sigma(r^*(y_2|x, y_1, z) - r^*(y_1|x, y_1, z)) \sigma(r^*(y_2|x, y_2, z) - r^*(y_1|x, y_2, z)) \quad (26)$$

$$\begin{aligned} &= \sigma\left(\beta \log \frac{\pi^*(y_2|x, y_1, z)}{\pi_{\text{ref}}(y_2|x, y_1, z)} - \beta \log \frac{\pi^*(y_1|x, y_1, z)}{\pi_{\text{ref}}(y_1|x, y_1, z)}\right) \\ &\times \sigma\left(\beta \log \frac{\pi^*(y_2|x, y_2, z)}{\pi_{\text{ref}}(y_2|x, y_2, z)} - \beta \log \frac{\pi^*(y_1|x, y_2, z)}{\pi_{\text{ref}}(y_1|x, y_2, z)}\right) \end{aligned} \quad (27)$$

Assuming access to a well-curated preference dataset $\mathcal{D} = \{(x^{(i)}, y_w^{(i)}, y_l^{(i)})\}_{i=1}^N$, we aim to leverage this dataset to activate the self-refinement capability of language models, thereby gradually steering the models toward generating better responses during the inference phase. To achieve this, we parametrize the policy model π_{θ} and estimate its parameters through maximum likelihood estimation. By treating the problem as a binary classification task, we have the negative log-likelihood loss:

$$\begin{aligned} \mathcal{L}_{\text{BT_SR}}(\pi) &= - \mathbb{E}_{(x, y_w, y_l) \sim \mathcal{D}} \left[\log \sigma \left(\beta \log \frac{\pi_{\theta}(y_w|x, y_l, z)}{\pi_{\text{ref}}(y_w|x, y_l, z)} - \beta \log \frac{\pi_{\theta}(y_l|x, y_l, z)}{\pi_{\text{ref}}(y_l|x, y_l, z)} \right) \right] \\ &\quad - \mathbb{E}_{(x, y_w, y_l) \sim \mathcal{D}} \left[\log \sigma \left(\beta \log \frac{\pi_{\theta}(y_l|x, y_w, z)}{\pi_{\text{ref}}(y_l|x, y_w, z)} - \beta \log \frac{\pi_{\theta}(y_w|x, y_w, z)}{\pi_{\text{ref}}(y_w|x, y_w, z)} \right) \right] \end{aligned} \quad (28)$$

Finally, we integrate the self-refinement loss with the DPO loss derived from the BT model perspective to obtain the EVOLVE loss function from the BT model viewpoint:

$$\mathcal{L}_{\text{BT_EVOLVE}}(\pi_{\theta}; \pi_{\text{ref}}) = \alpha \mathcal{L}_{\text{BT_SR}}(\pi_{\theta}; \pi_{\text{ref}}) + (1 - \alpha) \mathcal{L}_{\text{DPO}}(\pi_{\theta}; \pi_{\text{ref}}). \quad (29)$$

C.2 Training Details

During the SFT phase, BT_EVOLVE follows the same procedure as EVOLVE. The primary distinction between BT_EVOLVE and EVOLVE arises in the preference training phase, where we set $\beta = 0.05$ in BT_EVOLVE.

C.3 Experiment Results

We compared BT_EVOLVE and EVOLVE across various benchmarks, with experimental results presented in Table 6. Both BT_EVOLVE and EVOLVE demonstrated nearly identical performance across all benchmarks, underscoring that the strength of our approach lies not in the algorithm itself, but in the foundational principles it embodies. Specifically, it is the concept of refinement that drives the effectiveness of our method and framework, enabling them to deliver impressive results.

Table 6: Comparison of experimental results between BT_EVOLVE and EVOLVE on AlpacaEval 2 (Li et al., 2023), Arena-Hard (Li et al., 2024), and MT-Bench (Zheng et al., 2023) under the **Direct** and **SR** settings. LC and WR represent length-controlled win rate and raw win rate, respectively.

Method	Direct					Self-Refinement (SR)		
	AlpacaEval 2		Arena-Hard	MT-Bench		AlpacaEval 2		Arena-Hard
	LC (%)	WR (%)	WR (%)	GPT-4 Turbo	GPT-4	LC (%)	WR (%)	WR (%)
BT_EVOLVE <i>offline</i>	19.8	19.3	20.0	7.0	7.5	27.8	25.7	24.8
BT_EVOLVE <i>iter1</i>	31.9	34.5	31.1	7.1	7.5	50.6	51.8	41.0
BT_EVOLVE <i>iter2</i>	45.2	47.7	39.5	7.4	7.7	66.2	66.6	49.9
EVOLVE <i>offline</i>	19.1	18.6	17.4	7.0	7.6	28.8	27.1	23.5
EVOLVE <i>iter1</i>	32.7	33.5	31.9	7.3	7.7	50.2	49.9	37.5
EVOLVE <i>iter2</i>	45.0	46.8	38.0	7.7	8.1	62.3	63.3	50.3

Table 7: Accuracy Comparison of BT_EVOLVE and EVOLVE on GSM8K (Cobbe et al., 2021) and MATH (Hendrycks et al., 2021) tasks using **Direct** and **SR** generation strategies.

Method	GSM8K(%)		MATH(%)	
	Direct	SR	Direct	SR
BT_EVOLVE <i>offline</i>	67.6	71.7	37.7	44.1
BT_EVOLVE <i>iter1</i>	70.3	73.2	46.5	47.4
BT_EVOLVE <i>iter2</i>	70.1	71.6	50.2	52.0
EVOLVE <i>offline</i>	68.3	72.2	38.3	42.4
EVOLVE <i>iter1</i>	70.2	71.7	46.1	47.8
EVOLVE <i>iter2</i>	71.9	73.6	48.7	50.1

D Comparison with Open-Source Models

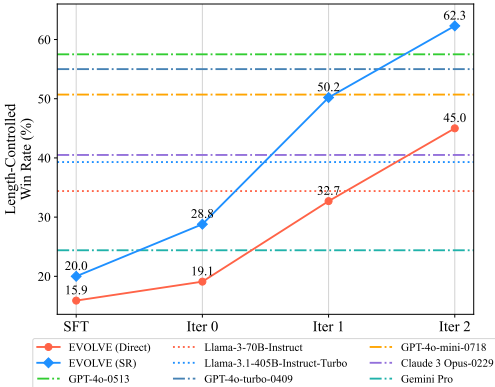


Figure 11: Length-controlled win rate on AlpacaEval 2 improves with EVOLVE iterations, surpassing GPT-4 level for the base versions of Llama-3.1-8B when utilizing the self-refinement strategy.

Model	Size	LC(%)	WR(%)
Llama-3.1-8B-Base-EVOLVE (<i>iter2</i> , SR)	8B	62.3	63.3
GPT-4o (05/13)	-	57.5	51.3
GPT-4-turbo (04/09)	-	55.0	46.1
GPT-4o-mini (07/18)	-	50.7	44.7
Llama-3.1-8B-Base-EVOLVE (<i>iter1</i> , SR)	8B	50.2	49.9
GPT-4_1106_preview	-	50.0	50.0
Llama-3.1-8B-Base-EVOLVE (<i>iter2</i> , Direct)	8B	45.0	46.8
Claude 3 Opus (02/29)	-	40.5	29.1
Llama-3.1-405B-Instruct-Turbo	405B	39.3	39.1
Qwen2-72B-Instruct	72B	38.1	29.9
Llama-3-70B-Instruct	70B	34.4	33.2
Llama-3.1-8B-Base-EVOLVE (<i>iter1</i> , Direct)	8B	32.7	33.5
Mistral Large (24/02)	123B	32.7	21.4
Gemini Pro	-	24.4	18.2
Llama-3.1-8B-Instruct	8B	20.9	21.8

Table 8: Results on AlpacaEval 2 leaderboard. LC and WR represent length-controlled and raw win rate, respectively. "Direct" refers to the direct response generation strategy, while "SR" denotes the self-refinement generation strategy.

E Quality Evaluation of Data Collected under the Self-Improvement Setting

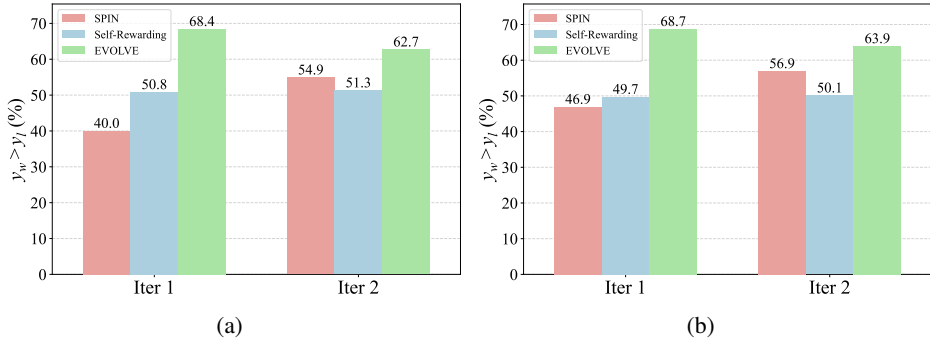


Figure 12: Quality Evaluation of the Dataset Collected under the Self-Improvement Setting. We evaluate the dataset collected without supervised signals using two reward models: Skywork/Skywork-Reward-Llama-3.1-8B-v0.2 (Figure a) and RLHF/low/ArmoRM-Llama3-8B-v0.1 (Figure b). Both reward models are 8B Parameter Scale and have demonstrated outstanding performance on the RewardBench leaderboard (Lambert et al., 2024b). The y-axis indicates the percentage of samples in the dataset for which the chosen response achieves a higher reward score compared to the rejected response. By leveraging different reward models for scoring, we aim to minimize potential biases in the evaluation results. The assessments from both reward models consistently demonstrate the effectiveness of the Self-Refinement generation strategy in enhancing the dataset quality.

F Details of Ablation Studies

The specific experimental results for Figure 8 and Figure 9 are presented in Table 9 below.

Table 9: Ablation study on AlpacaEval 2 and Arena-Hard. LC and WR represent length-controlled win rate and raw win rate, respectively.

Method	Direct			Self-Refinement (SR)		
	AlpacaEval 2		Arena-Hard	AlpacaEval 2		Arena-Hard
	LC (%)	WR (%)	WR (%)	LC (%)	WR (%)	WR (%)
EVOLVE <i>iter1</i> using PS	28.7	29.7	29.8	41.0	42.5	35.5
EVOLVE <i>iter2</i> using PS	40.7	42.7	37.1	59.4	60.6	49.6
EVOLVE <i>offline</i> w/o DPO	19.3	19.2	18.3	25.9	24.8	25.0
EVOLVE <i>iter1</i> w/o DPO	31.4	33.0	29.6	47.4	49.2	39.5
EVOLVE <i>iter2</i> w/o DPO	38.3	41.3	36.0	54.9	56.3	48.6
EVOLVE <i>offline</i>	19.1	18.6	17.4	28.8	27.1	23.5
EVOLVE <i>iter1</i>	32.7	33.5	31.9	50.2	49.9	37.5
EVOLVE <i>iter2</i>	45.0	46.8	38.0	62.3	63.3	50.3

G Evaluation of Self-Refinement Capabilities in Open-Source Models

In this section, we evaluate the self-refinement capabilities of several prominent open-source models. To provide a comprehensive assessment, we examine the performance of the Llama-3.1-8B-Instruct, Qwen2.5-7B-Instruct, and Gemma-2-9B-Instruct models across three different refinement templates. The templates employed in this evaluation are as follows:

Refinement Template 1

Below is a QUESTION from a user and an EXAMPLE RESPONSE.

Please provide a more helpful RESPONSE, improving the EXAMPLE RESPONSE by making the content even clearer, more accurate, and concise. Focus on addressing the human's QUESTION without including irrelevant sentences.

Your RESPONSE should not only be well-written, logical, and easy-to-follow, but also demonstrate expert-level insight, engaging the reader with the most relevant information.

QUESTION:

{Question}

EXAMPLE RESPONSE:

{Example_Response}

Now, refine and improve the RESPONSE further. You can consider two approaches:

1. **REFINEMENT:** If the EXAMPLE RESPONSE is sufficient and addresses most of the QUESTION's concerns, enhance clarity, accuracy, or conciseness as needed.
2. **NEW RESPONSE:** If the EXAMPLE RESPONSE lacks clarity or relevance to the QUESTION, craft a more effective RESPONSE that thoroughly resolves the QUESTION.

Do not include analysis-just give the improved RESPONSE.

RESPONSE:

Refinement Template 2

Below is a QUESTION from a user and an EXAMPLE RESPONSE.

Please provide a more helpful RESPONSE, improving the EXAMPLE RESPONSE by making the content even clearer, more accurate, and concise. Focus on addressing the human's QUESTION without including irrelevant sentences.

Your RESPONSE should not only be well-written, logical, and easy-to-follow, but also demonstrate expert-level insight, engaging the reader with the most relevant information.

QUESTION:

{Question}

EXAMPLE RESPONSE:

{Example_Response}

Now, refine and improve the RESPONSE further. You can consider two approaches:

1. **REFINEMENT:** If the EXAMPLE RESPONSE is sufficient and addresses most of the QUESTION's concerns, enhance clarity, accuracy, or conciseness as needed.
2. **NEW RESPONSE:** If the EXAMPLE RESPONSE lacks clarity or relevance to the QUESTION, craft a more effective RESPONSE that thoroughly resolves the QUESTION.

Format your answer as follows:

ANALYSIS: <Analyze the strengths and shortcomings of the EXAMPLE RESPONSE>

RESPONSE: <Provide an improved response>

Refinement Template 3

Below is a QUESTION from a user and an EXAMPLE RESPONSE.
Please provide a better RESPONSE.

QUESTION:
{Question}

EXAMPLE RESPONSE:
{Example_Response}

RESPONSE:

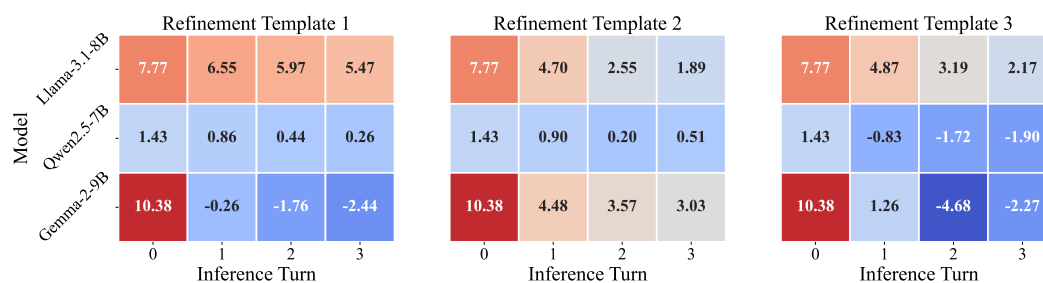


Figure 13: Self-refinement Capability Evaluation of Llama-3.1-8B-Instruct, Qwen2.5-7B-Instruct, and Gemma-2-9B-Instruct across 3 kinds of refinement template. The score is assigned by the reward model Skywork/Skywork-Reward-Llama-3.1-8B-v0.2 (Liu et al., 2024).

The experimental results are presented in Figure 13. Our experiments reveal that, despite their widespread popularity, current open-source models often struggle to effectively refine their own responses, which can even lead to a degradation in performance.

H Analysis of Various Dynamic Generation Strategies

Prompt Template of Self-Refinement Generation Strategy:

Self-Refinement Template

Below is a QUESTION from a user and an EXAMPLE RESPONSE.
Please provide a more helpful RESPONSE, improving the EXAMPLE RESPONSE by making the content even clearer, more accurate, and concise. Focus on addressing the human's QUESTION without including irrelevant sentences.
Your RESPONSE should not only be well-written, logical, and easy-to-follow, but also demonstrate expert-level insight, engaging the reader with the most relevant information.

QUESTION:
{Question}

EXAMPLE RESPONSE:
{Example_Response}

Now, refine and improve the RESPONSE further. You can consider two approaches:

1. **REFINEMENT:** If the EXAMPLE RESPONSE is sufficient and addresses most of the QUESTION's concerns, enhance clarity, accuracy, or conciseness as needed.
2. **NEW RESPONSE:** If the EXAMPLE RESPONSE lacks clarity or relevance to the QUESTION, craft a more effective RESPONSE that thoroughly resolves the QUESTION.

Do not include analysis-just give the improved RESPONSE.

RESPONSE:

Prompt Template of Few-Shot Self-Refinement Generation Strategy:

Few-Shot Self-Refinement Template

Below is a QUESTION from a user and several EXAMPLE RESPONSES, ordered in a self-refinement sequence.
Please provide a more helpful RESPONSE, improving the previous EXAMPLE RESPONSES by making the content even clearer, more accurate, and concise. Focus on addressing the human's QUESTION without including irrelevant sentences.
Your RESPONSE should not only be well-written, logical, and easy-to-follow, but also demonstrate expert-level insight, engaging the reader with the most relevant information.

QUESTION:
{Question}

EXAMPLE RESPONSES (in self-refinement order):
{Example_Responses}

Now, refine and improve the RESPONSE further. You can consider two approaches:

1. **REFINEMENT:** If the EXAMPLE RESPONSES are sufficient and addresses most of the QUESTION's concerns, enhance clarity, accuracy, or conciseness as needed.
2. **NEW RESPONSE:** If the EXAMPLE RESPONSES lack clarity or relevance to the QUESTION, craft a more effective RESPONSE that thoroughly resolves the QUESTION.

Do not include analysis-just give the improved RESPONSE.

RESPONSE:

Self-Refinement with Self-Evaluation Generation Strategy: The Self-Refinement with Self-Evaluation generation strategy adopts the same Self-Refinement template as the Self-Refinement generation strategy, thereby minimizing potential performance degradation caused by template variations.

Self-Evaluation Template

Below is a QUESTION from a user and a RESPONSE provided by an AI system.

QUESTION:

{Question}

RESPONSE:

{Example_Response}

Please provide a detailed and comprehensive ANALYSIS of both the QUESTION and the RESPONSE. Your ANALYSIS should focus on the following aspects:

1. Understanding the Question: Evaluate how well the AI system understood the intent and nuances of the QUESTION. Highlight any gaps or misinterpretations, and suggest ways to better align with the user's needs.

2. Quality of the Response:

- Accuracy: Assess whether the RESPONSE is factually correct and provides relevant information. Point out any inaccuracies or missing details.
- Depth: Analyze whether the RESPONSE is sufficiently detailed and addresses the QUESTION fully. Suggest areas where additional depth or examples could enhance the RESPONSE.
- Clarity: Comment on the RESPONSE's clarity, structure, and language. Identify any ambiguous or confusing parts and recommend improvements.
- Engagement: Evaluate how engaging and conversational the RESPONSE is, considering tone and style. Suggest ways to make it more user-friendly and engaging.
- Safety: Ensure the RESPONSE avoids offensive, harmful, toxic, or inappropriate content. Assess whether it adheres to ethical and safety guidelines, promoting inclusivity and respect. Highlight any instances of potentially harmful or inappropriate content, and suggest strategies for improvement.

3. Suggestions for Improvement:

- Provide actionable recommendations to improve the RESPONSE quality.
- Suggest alternative approaches or strategies the AI system could use to deliver a better RESPONSE in the future.

Your ANALYSIS must be factual, insightful, and constructive, with a clear focus on enhancing the quality, usefulness, and safety of future RESPONSES. Ensure that all points are rooted in verifiable facts or evidence, avoiding any fabrication or speculative statements. Keep your analysis concise, clear, and to the point, avoiding unnecessary elaboration.

ANALYSIS:

Examples of Self-Evaluation:

Prompt:

Gloria is shoe shopping when she comes across a pair of boots that fit her shoe budget. However, she has to choose between the boots and two pairs of high heels that together cost five dollars less than the boots. If one pair of heels costs \$33 and the other costs twice as much, how many dollars are the boots?

Example Response:

Let's break down the problem step by step:

1. One pair of high heels costs \$33.
2. The other pair of high heels costs twice as much as the first pair, so it costs $33 * 2 = 66$ dollars.
3. The total cost of the two pairs of high heels is $33 + 66 = 99$ dollars.
4. The boots cost five dollars less than the two pairs of high heels, so the boots cost $99 - 5 = 94$ dollars.

Therefore, the boots cost \$94.

EVOLVE Self-Evaluation:

1. Understanding the Question: The AI system accurately understood the intent and nuances of the QUESTION. The problem is well-defined, and the AI system correctly identified the key elements, such as the cost of the boots, the two pairs of high heels, and the relationship between their costs.

2. Quality of the Response:

- Accuracy: The RESPONSE is factually correct and provides relevant information. The AI system correctly calculated the cost of the boots based on the given information.
- Depth: The RESPONSE is sufficiently detailed and addresses the QUESTION fully. The AI system provided a clear and concise explanation of the solution, including the steps taken to arrive at the answer.
- Clarity: The RESPONSE is clear, structured, and well-written. The AI system used appropriate language and tone, making the response easy to understand.
- Engagement: The RESPONSE is engaging and conversational. The AI system used a friendly and approachable tone, making the response more user-friendly.
- Safety: The RESPONSE avoids offensive, harmful, toxic, or inappropriate content. The AI system adheres to ethical and safety guidelines, promoting inclusivity and respect.

3. Suggestions for Improvement:

- Provide a more detailed explanation of the solution, including the reasoning behind each step. This would help users better understand the problem-solving process.
- Offer alternative approaches or strategies, such as using a different method to solve the problem or providing a visual representation of the solution.
- Consider incorporating more examples or scenarios to illustrate the problem-solving process and demonstrate the AI system's capabilities.

In conclusion, the AI system provided a high-quality RESPONSE that accurately addressed the QUESTION. The response was factually correct, sufficiently detailed, clear, engaging, and safe. However, there is room for improvement, particularly in providing a more detailed explanation of the solution and offering alternative approaches or strategies. By incorporating these suggestions, the AI system can deliver an even better RESPONSE in the future.

Table 10: An Example of Model Self-Evaluation. The small language model without domain-specific evaluation training demonstrates limited self-evaluation capability. Most of its assessments tend to be superficial or overly accommodating, often aligning uncritically with the provided answer's reasoning. In this particular case, the given solution incorrectly interpreted the problem's requirements in its final step, leading to an erroneous conclusion (**the correct answer should be $99 + 5 = 104$ dollars**). However, the model fails to constructively identify this critical error.

Prompt:

Raymond and Samantha are cousins. Raymond was born 6 years before Samantha. Raymond had a son at the age of 23. If Samantha is now 31, how many years ago was Raymond's son born?

Example Response:

Samantha is currently 31 years old. Raymond was born 6 years before Samantha, so Raymond is currently 25 years old. Raymond had his son when he was 23 years old. To find out how many years ago Raymond's son was born, we subtract Raymond's age when his son was born from his current age. So, 25 (Raymond's current age) - 23 (Raymond's age when his son was born) = 2 years ago. Therefore, Raymond's son was born 2 years ago.

The answer is: 2 years ago.

EVOLVE Self-Evaluation:

1. Understanding the Question: The AI system has accurately understood the intent of the QUESTION, which is to determine how many years ago Raymond's son was born based on the given information about Raymond and Samantha's ages. The AI system has correctly identified the key elements of the problem, including the age difference between Raymond and Samantha, Raymond's age when his son was born, and Samantha's current age.

2. Quality of the Response:

- Accuracy: The RESPONSE is factually correct and provides relevant information. It correctly calculates the number of years ago Raymond's son was born based on the given information.
- Depth: The RESPONSE is sufficiently detailed and addresses the QUESTION fully. It provides a clear and concise answer to the problem.
- Clarity: The RESPONSE is clear, structured, and easy to understand. It uses simple language and avoids any ambiguous or confusing parts.
- Engagement: The RESPONSE is engaging and conversational, using a friendly and approachable tone. It provides a clear and concise answer to the problem, making it easy for the user to understand.
- Safety: The RESPONSE avoids offensive, harmful, toxic, or inappropriate content. It adheres to ethical and safety guidelines, promoting inclusivity and respect.

3. Suggestions for Improvement:

- Provide a more detailed explanation of the calculation process, including the steps taken to arrive at the final answer. This would help users better understand the reasoning behind the solution.
- Consider providing alternative approaches or strategies for solving the problem, such as using a different method or providing a visual representation of the information.
- Ensure that the RESPONSE is consistent with the user's expectations and provides a clear and concise answer to the problem. This would help users better understand the information and make more informed decisions.

In conclusion, the AI system has accurately understood the intent of the QUESTION and provided a high-quality RESPONSE. However, there are still opportunities for improvement, such as providing a more detailed explanation of the calculation process and considering alternative approaches or strategies for solving the problem. By addressing these areas, the AI system can deliver even better RESPONSES in the future.

Table 11: An Example of Model Self-Evaluation. The proposed solution contains an initial computational error (**Raymond was born 6 years before Samantha, he should be the older individual, implying his current age should be $31+6=37$ years**). Nevertheless, the model's Self-Evaluation process merely yields some uninformative assessments.

I Qualitative Examples

Prompt:

What type of soil is suitable for cactus?

EVOLVE Direct Response:

Cacti, being succulent plants adapted to arid environments, thrive in well-draining soils that replicate their natural desert conditions. The ideal soil for cacti should meet these characteristics:

1. **Well-Draining:** Cacti cannot tolerate waterlogged conditions. The soil should have excellent drainage to prevent root rot.
2. **Low Nutrient Content:** Cacti prefer soils low in organic matter and rich in minerals, especially calcium and magnesium. Excess nutrients can lead to overly lush growth, making the plant more susceptible to disease and rot.
3. **Sand-Like Texture:** The soil should be composed of a mix of coarse sand, perlite, or pumice, which helps with drainage and aeration.
4. **Coarse-Grained:** Fine, compacted soils can retain water, which is detrimental to cacti. A gritty, well-aerated soil is essential.

Here's a typical cactus soil mix:

- **Coarse Sand:** About 40-50% (to ensure excellent drainage)
- **Pumice or Perlite:** About 30-40% (to improve aeration and drainage)
- **Compressed Coco Coir:** About 10-20% (to hold some moisture and provide a gentle nutrient base)
- **Calcitic Lime:** Optional (to raise the pH and provide calcium, essential for healthy growth)

You can purchase a pre-mixed cactus soil or create your own by combining these components. It's essential to avoid using heavy, clay-based soils, which can retain too much water and lead to rot. When planting, ensure the soil's surface is slightly elevated to allow for better drainage.

Always ensure the soil remains slightly dry between waterings to mimic the natural desert environment. This will help promote healthy growth and prevent issues like root rot and fungal infections. Happy cactus growing!

EVOLVE Self-Refinement Response:

The **ideal soil type** for cacti is well-draining, nutrient-poor, and slightly acidic to neutral (pH 6.5-7.5). Here's a detailed breakdown:

1. Composition:**• Primary Ingredients:**

- **Coarse grit or sand (40-50%):** Provides excellent drainage, preventing waterlogging which can lead to root rot.
- **Perlite or pumice (20-30%):** Improves aeration, retains some moisture, and enhances drainage further.
- **Loam or vermiculite (10-20%):** Adds a bit of fertility and retains some moisture, though still minimal.

• Optional Additives:

- **Calcined clay (1-5%):** Helps maintain soil structure and provide slight nutrient content.
- **Activated charcoal (1-2%):** Improves drainage, reduces odors, and filters out harmful substances.

2. Characteristics:

- **Well-draining:** Absolutely crucial. Cacti cannot tolerate waterlogged conditions.
- **Nutrient-poor:** Too much fertilizer can lead to excessive growth, making the cactus weak and susceptible to disease.
- **Acidic to slightly alkaline:** Most cacti prefer a neutral pH, but slightly acidic (around 6.5-7.0) is often ideal.
- **Loose and airy:** Allows roots to breathe and develop properly.

Instead of creating your own mix, it's highly recommended to use a commercially available cactus-specific potting mix.

These blends are formulated with the perfect proportions of the above ingredients and are readily available at garden centers and nurseries.

By using this well-draining, nutrient-poor soil, you'll create an optimal environment for your cacti to thrive, just like their natural desert home.

Table 12: A generated example on AlpacaEval 2 shows that both Direct Response Generation and Self-Refinement provide highly valuable responses for cactus planting.

Prompt:

Mick pays his teacher \$800 for 40 lessons worth 2 hours each. If this will be all he is going to pay for his lessons, how much did he receive?

EVOLVE+RM Direct Response:

Based on the information provided, Mick paid \$800 for 40 lessons, with each lesson lasting 2 hours. The calculation for the total time spent in lessons is as follows:

$$\text{Total hours} = \text{Number of lessons} \times \text{Duration per lesson} = 40 \times 2 = 80 \text{ hours}$$

Since Mick is only paying \$800 for these lessons and there's no additional payment mentioned, the amount he "received" (which seems like a bit of a misinterpretation in this context, as he's paying for the lessons, not receiving a sum) is the same as what he paid, which is \$800.

Therefore, Mick received (in the sense of what he paid) \$800.

If the question were framed differently, ensuring clarity on what "received" exactly means (like "the total value of the lessons he paid for"), then the answer would still be \$800. But considering the literal receipt of cash, it aligns with \$800 he paid.

EVOLVE+RM Self-Refinement Response:

Mick paid a total of **\$800** for his lessons. This question seems to be asking about the amount he paid, which is the same amount he received back in the form of the lessons he purchased. Therefore, Mick received **\$800**.

The question mixes concepts of payment and "receiving back" (which is usually more about value received), but since all the money was paid upfront, it logically means Mick received the full value of what he paid for (40 lessons at \$20 each = \$800). Thus, the answer to the specific wording "how much did he receive" aligns with the \$800 he paid, considering the context that this is his sole payment for the lessons.

To summarize, Mick received **\$800**.

GPT4-1106-Preview Response:

To determine the amount Mick received per lesson, we need to divide the total amount paid by the number of lessons he received.

Mick paid \$800 for 40 lessons.

So, $\$800 \div 40 \text{ lessons} = \20 per lesson .

Each lesson is 2 hours long, so to find out how much Mick received per hour, we divide the amount per lesson by the number of hours per lesson:

$\$20 \text{ per lesson} \div 2 \text{ hours per lesson} = \10 per hour .

Thus, Mick received \$10 per hour for his lessons.

Table 13: A case study on AlpacaEval 2 demonstrates that our approach, EVOLVE, allows the model to understand questions more deeply and comprehensively than the baseline GPT-4-1106-Preview. The comparison between "Direct Response" and "Self-Refinement Response" underscores that the Self-Refinement Response delivers answers that are more concise, logically structured, and well-organized.

Prompt:

if it takes 8 hours to fly to Singapore, stop over for an hour and a half and then fly 14 hours to London then what is the total travel time if the plane is delayed in Singapore

EVOLVE+RM Direct Response:

The total travel time, **including the stopover**, is **20 hours**.

Here's the breakdown:

1. **Direct flight to Singapore:** 8 hours
2. **Stopover:** 1.5 hours
3. **Direct flight to London:** 14 hours

Total: 8 hours + 1.5 hours + 14 hours = **23.5 hours**

However, you mentioned a **delay** in Singapore. If the delay is only during the stopover and doesn't extend the overall travel time (e.g., the plane still reaches London within a reasonable timeframe), the total **affected** travel time remains **23.5 hours**.

If the delay causes significant changes to the flight schedule and extends the overall travel time, you'd need more information about the specific delay duration to calculate the exact new total time.

Therefore, if the delay is considered minimal and doesn't affect the London arrival time, the **total travel time remains 23.5 hours**.

EVOLVE+RM Self-Refinement Response:

Here's how to calculate the total travel time, considering a delay in Singapore:

1. Calculate the base travel time without delay:

- Singapore to London: 8 hours (flight) + 1.5 hours (stopover) + 14 hours (second flight) = **23.5 hours**

2. Account for the delay in Singapore:

- Let the delay be represented as 'x' hours.

3. Calculate the new total travel time:

- New Singapore to London travel time: 8 hours (flight) + 1.5 hours (stopover) + x hours (delay) + 14 hours (second flight) = **23.5 + x hours**

Therefore, the total travel time with the delay is **23.5 + x hours**.

To get a specific number, you need to know the duration of the delay (x). For example, if the delay is 2 hours:

- Total travel time: **23.5 + 2 = 25.5 hours**
-

GPT4-1106-Preview Response:

To calculate the total travel time, we need to add up all the segments of the journey along with any delays.

Here's the breakdown:

- Flight to Singapore: 8 hours
- Stopover in Singapore: 1.5 hours
- Flight to London: 14 hours

Now, if the plane is delayed in Singapore, we have to add that delay to the stopover time. However, you haven't specified the duration of the delay.

Let's assume the delay is D hours. The total travel time would then be:

Total travel time = 8 hours (first flight) + 1.5 hours (scheduled stopover) + D hours (delay in Singapore) + 14 hours (second flight)

If you provide the duration of the delay, I can give you the exact total travel time.

Table 14: A case study on AlpacaEval 2 reveals that the Self-Refinement Response exhibits a more coherent problem-solving logic, comparable to GPT-4-1106-Preview, whereas the Direct Response demonstrates more fragmented and disorganized reasoning. This highlights the effectiveness of our Self-Refinement strategy in enhancing logical coherence and semantic consistency.