

# Enhanced Search for Neutral Current $\Delta$ Radiative Single-Photon Production in MicroBooNE

P. Abratenko,<sup>39</sup> D. Andrade Aldana,<sup>14</sup> L. Arellano,<sup>22</sup> J. Asaadi,<sup>38</sup> A. Ashkenazi,<sup>37</sup> S. Balasubramanian,<sup>12</sup> B. Baller,<sup>12</sup> A. Barnard,<sup>29</sup> G. Barr,<sup>29</sup> D. Barrow,<sup>29</sup> J. Barrow,<sup>26</sup> V. Basque,<sup>12</sup> J. Bateman,<sup>15,22</sup> O. Benevides Rodrigues,<sup>14</sup> S. Berkman,<sup>25</sup> A. Bhat,<sup>7</sup> M. Bhattacharya,<sup>12</sup> M. Bishai,<sup>3</sup> A. Blake,<sup>19</sup> B. Bogart,<sup>24</sup> T. Bolton,<sup>18</sup> M. B. Brunetti,<sup>17,41</sup> L. Camilleri,<sup>10</sup> D. Caratelli,<sup>4</sup> F. Cavanna,<sup>12</sup> G. Cerati,<sup>12</sup> A. Chappell,<sup>41</sup> Y. Chen,<sup>33</sup> J. M. Conrad,<sup>23</sup> M. Convery,<sup>33</sup> L. Cooper-Troendle,<sup>30</sup> J. I. Crespo-Anadón,<sup>6</sup> R. Cross,<sup>41</sup> M. Del Tutto,<sup>12</sup> S. R. Dennis,<sup>5</sup> P. Detje,<sup>5</sup> R. Diurba,<sup>2</sup> Z. Djurcic,<sup>1</sup> K. Duffy,<sup>29</sup> S. Dytman,<sup>30</sup> B. Eberly,<sup>35</sup> P. Englezos,<sup>32</sup> A. Ereditato,<sup>7,12</sup> J. J. Evans,<sup>22</sup> C. Fang,<sup>4</sup> W. Foreman,<sup>14,20</sup> B. T. Fleming,<sup>7</sup> D. Franco,<sup>7</sup> A. P. Furmanski,<sup>26</sup> F. Gao,<sup>4</sup> D. Garcia-Gamez,<sup>13</sup> S. Gardiner,<sup>12</sup> G. Ge,<sup>10</sup> S. Gollapinni,<sup>20</sup> E. Gramellini,<sup>22</sup> P. Green,<sup>29</sup> H. Greenlee,<sup>12</sup> L. Gu,<sup>19</sup> W. Gu,<sup>3</sup> R. Guenette,<sup>22</sup> P. Guzowski,<sup>22</sup> L. Hagaman,<sup>7</sup> M. D. Handley,<sup>5</sup> O. Hen,<sup>23</sup> C. Hilgenberg,<sup>26</sup> G. A. Horton-Smith,<sup>18</sup> A. Hussain,<sup>18</sup> B. Irwin,<sup>26</sup> M. S. Ismail,<sup>30</sup> C. James,<sup>12</sup> X. Ji,<sup>27</sup> J. H. Jo,<sup>3</sup> R. A. Johnson,<sup>8</sup> D. Kalra,<sup>10</sup> G. Karagiorgi,<sup>10</sup> W. Ketchum,<sup>12</sup> M. Kirby,<sup>3</sup> T. Kobilarcik,<sup>12</sup> N. Lane,<sup>15,22</sup> J.-Y. Li,<sup>11</sup> Y. Li,<sup>3</sup> K. Lin,<sup>32</sup> B. R. Littlejohn,<sup>14</sup> L. Liu,<sup>12</sup> W. C. Louis,<sup>20</sup> X. Luo,<sup>4</sup> T. Mahmud,<sup>19</sup> C. Mariani,<sup>40</sup> D. Marsden,<sup>22</sup> J. Marshall,<sup>41</sup> N. Martinez,<sup>18</sup> D. A. Martinez Caicedo,<sup>34</sup> S. Martynenko,<sup>3</sup> A. Mastbaum,<sup>32</sup> I. Mawby,<sup>19</sup> N. McConkey,<sup>31</sup> L. Mellet,<sup>25</sup> J. Mendez,<sup>21</sup> J. Micallef,<sup>23,39</sup> A. Mogan,<sup>9</sup> T. Mohayai,<sup>16</sup> M. Mooney,<sup>9</sup> A. F. Moor,<sup>5</sup> C. D. Moore,<sup>12</sup> L. Mora Lepin,<sup>22</sup> M. M. Moudgalya,<sup>22</sup> S. Mulleribabau,<sup>2</sup> D. Naples,<sup>30</sup> A. Navrer-Agasson,<sup>15</sup> N. Nayak,<sup>3</sup> M. Nebot-Guinot,<sup>11</sup> C. Nguyen,<sup>32</sup> J. Nowak,<sup>19</sup> N. Oza,<sup>10</sup> O. Palamara,<sup>12</sup> N. Pallat,<sup>26</sup> V. Paolone,<sup>30</sup> A. Papadopoulou,<sup>1</sup> V. Papavassiliou,<sup>28</sup> H. B. Parkinson,<sup>11</sup> S. F. Pate,<sup>28</sup> N. Patel,<sup>19</sup> Z. Pavlovic,<sup>12</sup> E. Piasetzky,<sup>37</sup> K. Pletcher,<sup>25</sup> I. Pophale,<sup>19</sup> X. Qian,<sup>3</sup> J. L. Raaf,<sup>12</sup> V. Radeka,<sup>3</sup> A. Rafique,<sup>1</sup> M. Reggiani-Guzzo,<sup>11</sup> J. Rodriguez Rondon,<sup>34</sup> M. Rosenberg,<sup>39</sup> M. Ross-Lonergan,<sup>20</sup> I. Safa,<sup>10</sup> D. W. Schmitz,<sup>7</sup> A. Schukraft,<sup>12</sup> W. Seligman,<sup>10</sup> M. H. Shaevitz,<sup>10</sup> R. Sharankova,<sup>12</sup> J. Shi,<sup>5</sup> E. L. Snider,<sup>12</sup> M. Soderberg,<sup>36</sup> S. Söldner-Rembold,<sup>15</sup> J. Spitz,<sup>24</sup> M. Stancari,<sup>12</sup> J. St. John,<sup>12</sup> T. Strauss,<sup>12</sup> K. Sutton,<sup>10</sup> A. M. Szelc,<sup>11</sup> N. Taniuchi,<sup>5</sup> K. Terao,<sup>33</sup> C. Thorpe,<sup>22</sup> D. Torbunov,<sup>3</sup> D. Totani,<sup>4</sup> M. Touns,<sup>12</sup> A. Trettin,<sup>22</sup> Y.-T. Tsai,<sup>33</sup> J. Tyler,<sup>18</sup> M. A. Uchida,<sup>5</sup> T. Usher,<sup>33</sup> B. Viren,<sup>3</sup> J. Wang,<sup>27</sup> M. Weber,<sup>2</sup> H. Wei,<sup>21</sup> A. J. White,<sup>7</sup> S. Wolbers,<sup>12</sup> T. Wongjirad,<sup>39</sup> K. Wresilo,<sup>5</sup> W. Wu,<sup>30</sup> E. Yandel,<sup>4,20</sup> T. Yang,<sup>12</sup> L. E. Yates,<sup>12</sup> H. W. Yu,<sup>3</sup> G. P. Zeller,<sup>12</sup> J. Zennamo,<sup>12</sup> and C. Zhang<sup>3</sup>

(The MicroBooNE Collaboration)\*

<sup>1</sup>Argonne National Laboratory (ANL), Lemont, IL, 60439, USA

<sup>2</sup>Universität Bern, Bern CH-3012, Switzerland

<sup>3</sup>Brookhaven National Laboratory (BNL), Upton, NY, 11973, USA

<sup>4</sup>University of California, Santa Barbara, CA, 93106, USA

<sup>5</sup>University of Cambridge, Cambridge CB3 0HE, United Kingdom

<sup>6</sup>Centro de Investigaciones Energéticas, Medioambientales y Tecnológicas (CIEMAT), Madrid E-28040, Spain

<sup>7</sup>University of Chicago, Chicago, IL, 60637, USA

<sup>8</sup>University of Cincinnati, Cincinnati, OH, 45221, USA

<sup>9</sup>Colorado State University, Fort Collins, CO, 80523, USA

<sup>10</sup>Columbia University, New York, NY, 10027, USA

<sup>11</sup>University of Edinburgh, Edinburgh EH9 3FD, United Kingdom

<sup>12</sup>Fermi National Accelerator Laboratory (FNAL), Batavia, IL 60510, USA

<sup>13</sup>Universidad de Granada, Granada E-18071, Spain

<sup>14</sup>Illinois Institute of Technology (IIT), Chicago, IL 60616, USA

<sup>15</sup>Imperial College London, London SW7 2AZ, United Kingdom

<sup>16</sup>Indiana University, Bloomington, IN 47405, USA

<sup>17</sup>The University of Kansas, Lawrence, KS, 66045, USA

<sup>18</sup>Kansas State University (KSU), Manhattan, KS, 66506, USA

<sup>19</sup>Lancaster University, Lancaster LA1 4YW, United Kingdom

<sup>20</sup>Los Alamos National Laboratory (LANL), Los Alamos, NM, 87545, USA

<sup>21</sup>Louisiana State University, Baton Rouge, LA, 70803, USA

<sup>22</sup>The University of Manchester, Manchester M13 9PL, United Kingdom

<sup>23</sup>Massachusetts Institute of Technology (MIT), Cambridge, MA, 02139, USA

<sup>24</sup>University of Michigan, Ann Arbor, MI, 48109, USA

<sup>25</sup>Michigan State University, East Lansing, MI 48824, USA

<sup>26</sup>University of Minnesota, Minneapolis, MN, 55455, USA

<sup>27</sup>Nankai University, Nankai District, Tianjin 300071, China

<sup>28</sup>New Mexico State University (NMSU), Las Cruces, NM, 88003, USA

<sup>29</sup>University of Oxford, Oxford OX1 3RH, United Kingdom

<sup>30</sup>University of Pittsburgh, Pittsburgh, PA, 15260, USA

<sup>31</sup>Queen Mary University of London, London E1 4NS, United Kingdom

<sup>32</sup>Rutgers University, Piscataway, NJ, 08854, USA

<sup>33</sup>SLAC National Accelerator Laboratory, Menlo Park, CA, 94025, USA

<sup>34</sup>South Dakota School of Mines and Technology (SDSMT), Rapid City, SD, 57701, USA

<sup>35</sup>University of Southern Maine, Portland, ME, 04104, USA

<sup>36</sup>Syracuse University, Syracuse, NY, 13244, USA

<sup>37</sup>Tel Aviv University, Tel Aviv, Israel, 69978

<sup>38</sup>University of Texas, Arlington, TX, 76019, USA

<sup>39</sup>Tufts University, Medford, MA, 02155, USA

<sup>40</sup>Center for Neutrino Physics, Virginia Tech, Blacksburg, VA, 24061, USA

<sup>41</sup>University of Warwick, Coventry CV4 7AL, United Kingdom

(Dated: March 4, 2025)

We report results from an updated search for neutral current (NC) resonant  $\Delta(1232)$  baryon production and subsequent  $\Delta$  radiative decay ( $\text{NC } \Delta \rightarrow N\gamma$ ). We consider events with and without final state protons; events with a proton can be compared with the kinematics of a  $\Delta(1232)$  baryon decay, while events without a visible proton represent a more generic phase space. In order to maximize sensitivity to each topology, we simultaneously make use of two different reconstruction paradigms, Pandora and Wire-Cell, which have complementary strengths, and select mostly orthogonal sets of events. Considering an overall scaling of the  $\text{NC } \Delta \rightarrow N\gamma$  rate as an explanation of the MiniBooNE anomaly, our data exclude this hypothesis at 94.4% CL. When we decouple the expected correlations between  $\text{NC } \Delta \rightarrow N\gamma$  events with and without final state protons, and allow independent scaling of both types of events, our data exclude explanations in which excess events have associated protons, and do not exclude explanations in which excess events have no associated protons.

The  $4.8\sigma$  MiniBooNE low-energy excess (LEE) of electron-like neutrino interactions [1] remains an important unexplained result in particle physics [2]. There have been many attempts to explain this excess as additional electrons, photons, or electron-positron pairs, produced by standard-model (SM) or beyond-the-standard-model (BSM) hypotheses [3–13]. As a Cherenkov detector, MiniBooNE was largely unable to differentiate these different hypotheses, and therefore each possibility must be investigated. In contrast, the MicroBooNE liquid argon time projection chamber [14] has high-resolution 3D imaging and calorimetry, allowing for excellent electron-photon separation. MicroBooNE operated in the same Booster Neutrino Beam (BNB) at approximately the same baseline as MiniBooNE, giving it the capability to investigate the LEE in detail.

In this letter, we present an updated test of a single-photon interpretation of the MiniBooNE LEE. This builds on a previous result [15] that searched for neutrino-induced neutral current  $\Delta$  radiative decay to a nucleon and a photon ( $\text{NC } \Delta \rightarrow N\gamma$ ); an anomalous enhancement of this interaction rate by a factor of 3.18, which could explain the MiniBooNE LEE [1], was disfavored at 94.8% confidence level (CL). The previous result had significant sensitivity to events containing just one visible photon and one visible proton ( $1\gamma 1p$ ), but limited sensitivity to events containing just one visible photon and zero visible protons ( $1\gamma 0p$ ). We expand the previous result by incorporating similar selections using different reconstruction tools, targeting a broader signal category with enhanced sensitivity to the signal hypothesis. The

analysis presented in this letter features significantly enhanced sensitivity to  $1\gamma 0p$  events.

Although the PDG [16] assigns only an 8.3% uncertainty to the  $\Delta \rightarrow N\gamma$  branching fraction, the possibility of an enhancement in the  $\text{NC } \Delta \rightarrow N\gamma$  rate remains an interesting hypothesis. This process has never been observed in neutrino scattering, and it is the only significant expected source of single photons in MiniBooNE and MicroBooNE. Thus, it is a natural process to consider when trying to connect observations between the two detectors. The  $\text{NC } \Delta \rightarrow N\gamma$  process allows for a comparison of single photon event rates between MiniBooNE and MicroBooNE, accounting for beam exposure, nuclear modeling, and selection efficiencies. Additionally, a scaling of  $\text{NC } \Delta \rightarrow N\gamma$  events is the only quantitative measure of a single photon excess reported by the MiniBooNE collaboration [1], allowing for a direct comparison between MicroBooNE and MiniBooNE photon observations. A search for  $\text{NC } \Delta \rightarrow N\gamma$  events can also be sensitive to other types of neutrino-induced neutral current single-photon production [17].

We use the same selections as Ref. [15] using Pandora [18] reconstruction, and we add new selections developed using Wire-Cell (WC) [19] reconstruction. Pandora and Wire-Cell are complementary approaches to event reconstruction, with Pandora performing provisional clustering of 2D hits in each wire plane before correlating features across planes to produce 3D particles, while Wire-Cell uses a tomographic approach to first correlate 2D hits across planes before proceeding with 3D pattern recognition to produce 3D particles. In each case, selections were developed in order to maximize the number of signal  $\text{NC } \Delta \rightarrow N\gamma$  events while minimizing all other backgrounds. The Pandora selections which are

---

\* microboone\_info@fnal.gov

unchanged relative to Ref. [15] use pre-selections targeting a specific topology,  $1\gamma 1p$  or  $1\gamma 0p$ , and then use ensembles of Boosted Decision Trees (BDTs) targeting different background types. The Wire-Cell selections use a generic neutrino pre-selection [20] followed by a single BDT trained to select NC  $\Delta \rightarrow N\gamma$  events from all topologies. The Wire-Cell BDT is trained on a large number of reconstructed variables, in a similar method as the charged-current (CC)  $\nu_e$  BDT in Ref. [21]. After applying the Wire-Cell BDT requirement, we split the selection into  $1\gamma Np$  and  $1\gamma 0p$  using a 35 MeV reconstructed proton kinetic energy threshold. This choice is comparable to the corresponding effective threshold in Pandora proton track reconstruction, and corresponds to a proton that travels about one centimeter, a few wire spacings, the minimum range necessary to perform particle identification using reconstructed  $dE/dx$  measurements. Unlike the Pandora selections, which contain only events with zero or one reconstructed proton and zero reconstructed charged pions  $1\gamma 0p 0\pi^+ + 1\gamma 1p 0\pi^+$ , the Wire-Cell selections do not reject events with two or more reconstructed protons or events with one or more reconstructed charged pions in the final state, making the reconstructed topology  $1\gamma XpX\pi^+$ , where  $X$  refers to any number of particles. These relaxed particle multiplicity requirements increase the relative NC  $\Delta \rightarrow N\gamma$  selection efficiency over a combined  $1\gamma 0p 0\pi^+$  and  $1\gamma 1p 0\pi^+$  Wire-Cell selection by 9%, and could increase sensitivity to more complex single-photon hypotheses, for example those involving two nucleons as described in Ref. [22].

We investigate events with ( $Np$ ) and without ( $0p$ ) reconstructed protons separately because these selections can point towards different types of physics effects. NC  $\Delta \rightarrow N\gamma$  events with no hadronic activity represent a phase space with only two degrees of freedom, shower energy and shower angle. Therefore, our  $1\gamma 0p$  selection is not as sensitive to the underlying physical source of the photon as our  $1\gamma Np$  selection, which preferentially selects events with photon-proton invariant mass near the  $\Delta$  resonance. Because of this, the  $1\gamma 0p$  channel can be tied to a broader set of alternative excess hypotheses, whether from SM backgrounds or BSM signatures.

Each selection results in a single-bin sample in reconstructed shower energy. The bins are 0-600 MeV, 100-700 MeV, and 0-1500 MeV for the Pandora  $1\gamma 1p$ , Pandora  $1\gamma 0p$ , and both Wire-Cell selections ( $1\gamma Np$  and  $1\gamma 0p$ ), respectively. All selections were developed according to a blinding policy, where only a small sample of data corresponding to  $5 \times 10^{19}$  protons-on-target (POT) was examined before the selections were finalized. The Pandora and Wire-Cell samples used for the reported results correspond to  $6.80 \times 10^{20}$  and  $6.37 \times 10^{20}$  POT, respectively, due to different data processing campaigns.

Table I shows a summary of the efficiency and purity of each selection. The purity in each selection is limited by events containing two photons from a  $\pi^0$  decay in which only one photon was reconstructed. In particular, note the improvement in the Wire-Cell  $1\gamma 0p$  channel relative

to the Pandora  $1\gamma 0p$  channel, and the large increase in total efficiency when all selections are combined.

TABLE I. Efficiency and purity summary. The rightmost column shows the efficiency and purity for a union of all four selections; note that the combined efficiency is less than the sum of the four efficiencies, because some events can be selected by both reconstructions. Efficiency is calculated as the fraction of simulated true NC  $\Delta \rightarrow N\gamma$  events in the fiducial volume which enter the final selection. Purity is calculated as the fraction of the predicted selected events which are from the NC  $\Delta \rightarrow N\gamma$  process.

	WC $1\gamma Np$	Pandora $1\gamma 1p$	WC $1\gamma 0p$	Pandora $1\gamma 0p$	Combined
NC $\Delta \rightarrow N\gamma$ efficiency	4.09%	4.24%	8.79%	5.52%	19.64%
NC $\Delta \rightarrow N\gamma$ purity	9.60%	14.84%	7.50%	3.98%	6.37%

Signal and background predictions for each selection are generated with Monte Carlo simulations. These model the neutrino flux, neutrino-argon interactions, and detector response. The simulated detector response is overlaid on cosmic ray backgrounds measured in-situ with dedicated samples collected without the neutrino beam. Simulated data samples were reprocessed for this analysis, leading to some differences between this work and the result reported in Ref. [15]; these differences fall within the statistical uncertainties of the simulated data sample.

It is worth noting that the Pandora and Wire-Cell selections are almost orthogonal. Of the 175.6 predicted events in the Wire-Cell selection, only 21.9 are found in the 194.4-event Pandora selection. This small rate of overlap indicates that there is significant room for future improvements in single-photon reconstruction and selection, and also highlights the benefit from this analysis which combines the selected events from these two independent workflows.

We determine systematic uncertainties by following the same procedure as outlined in Ref. [21].

(1) We consider BNB flux uncertainties by varying  $\pi^\pm$ ,  $K^\pm$ , and  $K_L^0$  production rates, altering the beam line configuration modeling within its uncertainties, and fluctuating the pion and nucleon total, inelastic, and quasi-elastic scattering cross sections on beryllium and aluminum [23].

(2) Neutrino-argon interaction cross section uncertainties are modeled using GENIE v3.0.6 tune G18.10a.02\_11a, (“MicroBooNE tune”), varying 46 underlying model parameters, including those related to the quasi-elastic, meson-exchange-current, resonance, deep-inelastic-scattering, coherent scattering, neutral current, and final state interaction models [24, 25]. No GENIE NC  $\Delta \rightarrow N\gamma$  branching ratio uncertainty was considered, as this was a free parameter in this analysis; this matches the systematic uncertainty treatment in Ref. [15].

(3) Uncertainties on hadron-argon interactions outside of the struck nucleus are modeled by considering inelastic collisions of protons, positive pions, and negative pions

TABLE II. Signal channel systematic uncertainty breakdown.

Uncertainty Type	WC	WC	Pandora	Pandora
	$1\gamma Np$	$1\gamma 0p$	$1\gamma 1p$	$1\gamma 0p$
Flux model	6.58%	6.29%	7.39%	6.66%
GENIE cross section	19.49%	17.09%	25.96%	17.87%
Hadron re-interaction	1.27%	0.70%	2.22%	0.89%
Detector modeling	17.58%	23.35%	15.69%	10.96%
Monte Carlo statistics	5.64%	3.67%	10.40%	5.47%
Out-of-cryostat interactions	0.00%	0.33%	0.00%	1.02%
Total uncertainty (unconstrained)	27.65%	29.85%	32.94%	22.61%
Total uncertainty (constrained)	16.80%	12.39%	23.96%	15.02%

with argon, varying each cross section around its mean GEANT4 prediction [26] by 20%.

(4) We consider detector uncertainties related to the electronic response to ionization charge, the light yield and propagation, the space charge effect, and the recombination model [27].

(5) We consider Monte Carlo statistical uncertainties. Statistical uncertainty correlations from events selected by both Wire-Cell and Pandora are accounted for by a repeated sampling bootstrapping procedure [21].

(6) We add an additional 50% uncertainty for events with a true neutrino vertex outside the cryostat in order to consider any possible mis-modeling of external materials.

Additional systematic uncertainties associated with higher mass resonance radiative decays, photonuclear absorption, and coherent single-photon production are negligible in this analysis. The relative sizes of all uncertainties on our signal channels are shown in Table II.

In order to reduce systematic uncertainties and adjust the central-value prediction in a data-driven way, we apply a conditional constraint based on the measurement of NC  $\pi^0$  and  $\nu_\mu$ CC events from dedicated sidebands. This constraint considers all statistical and systematic uncertainties and follows the same procedure as the constraint applied in Ref. [21]. We use the same sideband channels to constrain all four signal channels. The constraining NC  $\pi^0$  selections use Wire-Cell reconstruction, and are updated relative to the NC  $\pi^0$  selection in Ref. [21] by utilizing a BDT, described in Ref. [28]. The constraining  $\nu_\mu$ CC selections also use Wire-Cell reconstruction, and are identical to those in Ref. [21]. As shown in Table III, the largest background contribution to our signal channels come from NC  $\pi^0$  interactions, and this component is significantly constrained by the observation in the NC  $\pi^0$  selections. The NC  $\pi^0$  selections also constrain the signal NC  $\Delta \rightarrow N\gamma$  events, which have large correlations with many NC  $\pi^0$  interactions because of the common  $\Delta$  resonance parentage. The  $\nu_\mu$ CC selections further constrain some uncertainties. These constraining channels are split into reconstructed energy distributions with and without reconstructed protons, which can be found in the Supplemental Material. Our four signal channels

TABLE III. Signal and background components. Categories are broken into those with true neutrino interaction vertices inside and outside the fiducial volume (FV). The signal is denoted by NC  $\Delta \rightarrow N\gamma$  in FV.

Process	WC	WC	Pandora	Pandora
	$1\gamma Np$	$1\gamma 0p$	$1\gamma 1p$	$1\gamma 0p$
NC $1\pi^0$ in FV	26.8	57.2	23.0	70.1
CC $1\pi^0$ in FV	1.9	10.0	2.4	14.7
Other $\nu$ in FV	8.7	16.9	1.9	24.6
Out FV	3.4	23.3	0.0	36.6
Cosmic Beam-off Data	1.6	11.7	0.0	9.8
NC $\Delta \rightarrow N\gamma$ in FV	4.5	9.7	4.9	6.5
Unconstrained total prediction	46.8	128.7	32.2	162.2
Constrained total prediction	41.3	148.5	25.8	131.9
Observed data	40	164	16	153

are shown with and without the conditional constraint in Table III and Fig. 1, and the resulting constrained shower energy distributions are shown in Fig. 2. The signal channel uncertainties before and after constraint are shown in Table II. The constraints generally act to lower the prediction, due to an observed over-prediction of NC  $\pi^0$  events containing at least one proton. However, the observed under-prediction of low energy NC  $\pi^0$  events with no protons acts to increase the prediction for the Wire-Cell  $1\gamma 0p$  channel. Wire-Cell selected events with multiple protons and selected events with charged pions each agree with our nominal predictions within uncertainties.

We consider two types of MiniBooNE LEE hypotheses. We first consider a simple scaling where we vary the total NC  $\Delta \rightarrow N\gamma$  cross section equally across all samples. This is the same procedure employed in MiniBooNE's previous NC  $\Delta \rightarrow N\gamma$  search [15]. In this analysis, we also consider a second scaling that allows for the possibility of different rates of NC  $\Delta \rightarrow N\gamma$  for the final states with and without protons. In this model, the rates of these two sub-processes are allowed to vary independently, leading to a model with two degrees of freedom.

For the one dimensional LEE hypothesis, we fit the signal and constraining channels with a single free parameter  $x_\Delta$ , corresponding to the normalization of the nominal rate of NC  $\Delta \rightarrow N\gamma$  events. A value of one corresponds to the standard GENIE prediction, and a value of 3.18 corresponds to the MiniBooNE LEE under a NC  $\Delta \rightarrow N\gamma$  scaling hypothesis [1]. To compare with MiniBooNE visually in Fig. 3, we assign a  $1\sigma$  confidence interval for the scaling parameter of  $3.18 \pm 0.45$ , which has been estimated from the  $4.8\sigma$  significance of the MiniBooNE LEE. The  $x_\Delta$  scaling parameter is also interpreted as a scaling of the effective branching fraction  $B_{\text{eff}}(\Delta \rightarrow N\gamma)$  and as a scaling of the flux-averaged cross section for NC  $\Delta \rightarrow N\gamma$  interactions on argon  $\sigma_{\text{NC}\Delta \rightarrow N\gamma}^{\text{Ar}}$ .

We form confidence intervals using the Feldman-

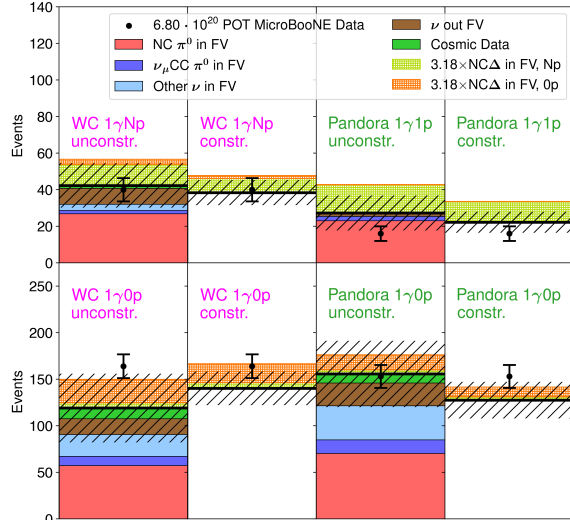


FIG. 1. Wire-Cell and Pandora signal channels, unconstrained and constrained. The no-NC  $\Delta \rightarrow N\gamma$  prediction is shown in black, with diagonal hashes indicating the systematic uncertainty. The LEE prediction with a  $x_\Delta = 3.18$  enhancement of the nominal NC  $\Delta \rightarrow N\gamma$  is shown in green and orange for signal with and without true final state protons with kinetic energy of at least 35 MeV, respectively. The Pandora and Wire-Cell samples correspond to  $6.80 \times 10^{20}$  and  $6.37 \times 10^{20}$  POT, respectively.

Cousins approach [29]. We use a Combined-Neyman-Pearson  $\chi^2$  [30] and use a covariance matrix that includes systematic uncertainties and correlations between our four one-bin signal channels and all of our constraining bins. This test is essentially the same performed in Ref. [15], with different signal channels and constraining channels, and small differences in the systematic uncertainty treatment. With the combination of Wire-Cell and Pandora selections, our expected 90% CL upper limit exclusion is at  $x_\Delta = 3.18$ , indicating notably higher sensitivity than either Pandora alone at  $x_\Delta = 4.00$ , or Wire-Cell alone at  $x_\Delta = 4.15$ . More details can be found in the Supplemental Material. The result is shown in Fig. 3. We see consistency with both the standard GENIE prediction and with the MiniBooNE LEE under an  $x_\Delta = 3.18$  hypothesis within 90% CL. This is the case for all three sets of data considered: Wire-Cell, Pandora, and Wire-Cell + Pandora. The Wire-Cell + Pandora result has a best fit that lies slightly below the GENIE prediction, includes  $x_\Delta = 0$  at 68% CL, and includes  $x_\Delta = 3.18$  at 90% CL. The Pandora selections prefer lower scale factors, while the Wire-Cell selections prefer higher scale factors. The result for the Pandora-only exclusion is consistent with the result in Ref. [15], but these are not identical due to the different sideband constraints

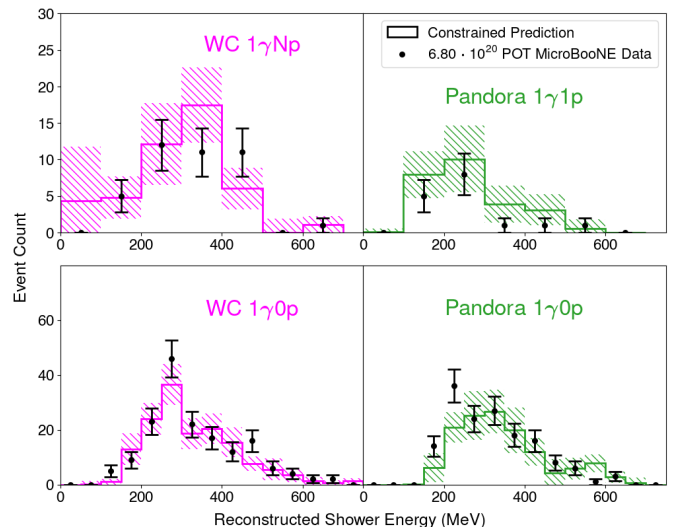


FIG. 2. Wire-Cell and Pandora signal channel shower energy distributions, constrained by sideband observations. The prediction shows the nominal NC  $\Delta \rightarrow N\gamma$  scaling,  $x_\Delta = 1$ . The top panels have bin widths of 100 MeV, while the bottom panels have bin widths of 50 MeV. In each panel, the rightmost bin is an overflow bin. The Pandora and Wire-Cell samples correspond to  $6.80 \times 10^{20}$  and  $6.37 \times 10^{20}$  POT, respectively.

in this work.

We also perform a two-hypothesis test, using a  $\Delta\chi^2$  test statistic comparing the MiniBooNE LEE under an  $x_\Delta = 3.18$  hypothesis and the standard GENIE prediction. We exclude the LEE hypothesis with  $1.91\sigma$ , a p-value of 94.4% CL. This is consistent with our prior NC  $\Delta \rightarrow N\gamma$  search, which excluded the LEE hypothesis at a p-value of 94.8% [15].

With a two dimensional LEE hypothesis, we can consider each final state separately, and decouple the search for an excess in NC  $\Delta \rightarrow N\gamma$  events from the predicted breakdown of hadronic activity as modeled in the GENIE neutrino interaction generator. We test this quantitatively by considering separate scalings of signal NC  $\Delta \rightarrow N\gamma$  events with and without true primary protons with kinetic energy greater than 35 MeV. We call these scaling parameters  $x_{Np}$  and  $x_{0p}$ , respectively.

In order to translate the inclusive NC  $\Delta \rightarrow N\gamma$  excess at each point in the  $(x_{Np}, x_{0p})$  space, we split signal events according to the formula  $0.53 \cdot x_{Np} + 0.47 \cdot x_{0p}$ , based on our modeling of the make up of  $0p$  and  $Np$  signatures for signal events in MiniBooNE. We then estimate the significance at each point in this 2D space using the same method as for the 1D fit. Note that we do not make any assumptions about true proton multiplicities for NC  $\Delta \rightarrow N\gamma$  events in MiniBooNE and instead only consider the total predicted count.

We apply a Feldman-Cousins procedure, the same as was used to obtain the results in Fig. 3, on a two-dimensional space of hypotheses to extract the exclusion contours. The expected sensitivities are shown in

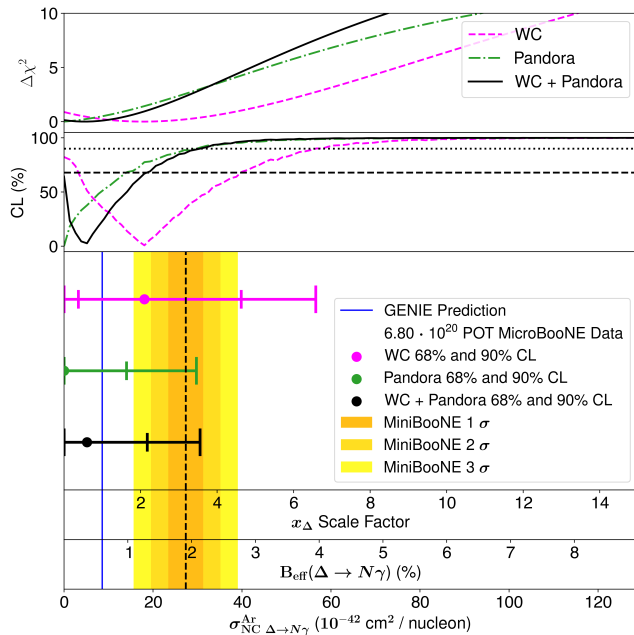


FIG. 3. NC  $\Delta \rightarrow N\gamma$  scaling exclusions. Black horizontal dashed lines indicate 68% and 90% CL values. The effective branching fraction and cross section are simple re-scalings of the  $x_\Delta$  scale factor. The Pandora and Wire-Cell samples correspond to  $6.80 \times 10^{20}$  and  $6.37 \times 10^{20}$  POT, respectively.

Fig. 4, while the exclusions using real data are shown in Fig. 5. The Wire-Cell-only contour in pink excludes large  $1\gamma Np$  and large  $1\gamma 0p$  scalings about equally well. The Pandora-only contour in green excludes  $1\gamma Np$  scalings well, but provides a weaker constraint on  $1\gamma 0p$  scalings. This is expected due to the slight over-prediction in the Pandora  $1\gamma 1p$  channel and the weak sensitivity of the Pandora  $1\gamma 0p$  channel. The Wire-Cell+Pandora combined result disfavors higher scaling values for true  $1\gamma Np$  events, but does not exclude higher scaling values for true  $1\gamma 0p$  events. This behavior is explained by the over-prediction in the Pandora  $1\gamma 1p$  channel, and the under-prediction in the Wire-Cell and Pandora  $1\gamma 0p$  channels. Due to the weaker correlations between  $1\gamma Np$  and  $1\gamma 0p$  signal predictions, this two-dimensional test leads to weaker exclusions than the one-dimensional test. The resulting exclusion and the sensitivity are stronger for the combined Wire-Cell+Pandora result than the exclusions with either reconstruction alone.

In simple scalings of the NC  $\Delta \rightarrow N\gamma$  rate, the data are found to be consistent with the nominal prediction and disfavors the NC  $\Delta \rightarrow N\gamma$  scaling LEE prediction. Meanwhile, with a more general LEE model which considers different scalings for  $0p$  and  $Np$  events, our data are consistent with the nominal prediction and exclude NC  $\Delta \rightarrow N\gamma$ -like explanations of the MiniBooNE LEE where all single photon events are assumed to have associated proton activity. Our data are consistent with NC  $\Delta \rightarrow N\gamma$ -like explanations of the MiniBooNE LEE

where all single photon events are assumed to have no associated proton activity and for NC  $\Delta \rightarrow N\gamma$ -like explanations of the MiniBooNE LEE consisting of a mixture of single photon events with and without proton activity, but which are not subject to the predicted NC  $\Delta \rightarrow N\gamma$  branching ratio correlations for single photon events with and without proton activity. The majority of the LEE exclusion power comes from the Pandora  $1\gamma 1p$  channel with its data deficit. However, the Wire-Cell channels increase the sensitivity and exclusion power, most notably for events with no visible protons.

In summary, our updated search for NC resonant  $\Delta(1232)$  production and subsequent radiative decay, utilizing both the Pandora and Wire-Cell reconstruction techniques, yields significant constraints on interpretations of the MiniBooNE LEE. Under the assumption of a uniform scaling of the NC  $\Delta \rightarrow N\gamma$  rate, our analysis excludes this hypothesis at 94.4% CL, consistent with our previous result [15]. Furthermore, when considering a model that permits independent scaling for events with and without final state protons, our results rule out scenarios where the majority of the excess events are associated with protons, while remaining compatible with cases where most excess events occur without a visible proton. MicroBooNE has also investigated other types of single photons, including NC coherent single photon production [31] and an inclusive search for single photons [32]. The analysis presented here uses approximately half of MicroBooNE's collected BNB data set, and future analyses will use increased statistics, improved reconstructions, and different signal models to further advance our understanding of single photon events in MicroBooNE.

This document was prepared by the MicroBooNE collaboration using the resources of the Fermi National Accelerator Laboratory (Fermilab), a U.S. Department of Energy, Office of Science, Office of High Energy Physics HEP User Facility. Fermilab is managed by Fermi Forward Discovery Group, LLC, acting under Contract No. 89243024CSC000002. MicroBooNE is supported by the following: the U.S. Department of Energy, Office of Science, Offices of High Energy Physics and Nuclear Physics; the U.S. National Science Foundation; the Swiss National Science Foundation; the Science and Technology Facilities Council (STFC), part of the United Kingdom Research and Innovation; the Royal Society (United Kingdom); the UK Research and Innovation (UKRI) Future Leaders Fellowship; and the NSF AI Institute for Artificial Intelligence and Fundamental Interactions. Additional support for the laser calibration system and cosmic ray tagger was provided by the Albert Einstein Center for Fundamental Physics, Bern, Switzerland. We also acknowledge the contributions of technical and scientific staff to the design, construction, and operation of the MicroBooNE detector as well as the contributions of past collaborators to the development of MicroBooNE analyses, without whom this work would not have been possible. For the purpose of open access, the authors have applied a Creative Commons Attribution (CC BY) pub-

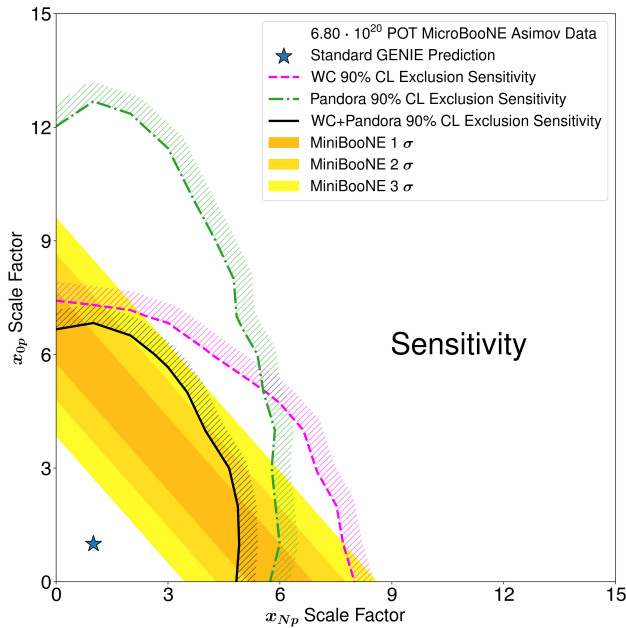


FIG. 4. Two-dimensional  $x_{\Delta N p}$  and  $x_{\Delta 0 p}$  scaling exclusion sensitivity with Asimov data, a fake data set that exactly matches the prediction. The hashed region indicates the side of each curve which is being excluded. The Pandora and Wire-Cell Asimov data samples correspond to  $6.80 \times 10^{20}$  and  $6.37 \times 10^{20}$  POT, respectively.

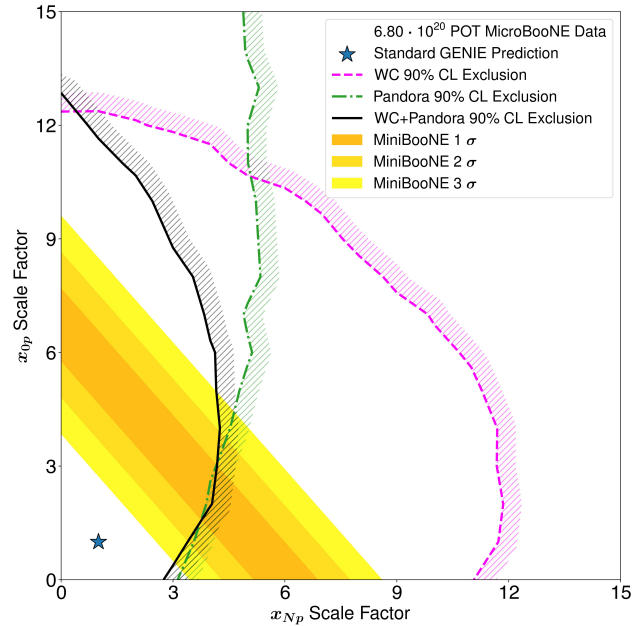


FIG. 5. Two-dimensional  $x_{N p}$  and  $x_{0 p}$  scaling data exclusions. The hashed region indicates the side of each curve which is being excluded. The Pandora and Wire-Cell data samples correspond to  $6.80 \times 10^{20}$  and  $6.37 \times 10^{20}$  POT, respectively.

lic copyright license to any Author Accepted Manuscript

version arising from this submission.

- 
- [1] A. A. Aguilar-Arevalo *et al.* (MiniBooNE Collaboration), Updated MiniBooNE neutrino oscillation results with increased data and new background studies, *Phys. Rev. D* **103**, 052002 (2021).
- [2] M. A. Acero *et al.*, White paper on light sterile neutrino searches and related phenomenology, *J. Phys. G* **51**, 120501 (2024).
- [3] S. N. Gninenko, LSND/MiniBooNE excess events and heavy neutrino from  $\mu$  and  $K$  decays, *Phys. Rev. D* **83**, 093010 (2011).
- [4] O. Fischer, A. Hernández-Cabezudo, and T. Schwetz, Explaining the MiniBooNE excess by a decaying sterile neutrino with mass in the 250 MeV range, *Phys. Rev. D* **101**, 075045 (2020).
- [5] L. Alvarez-Ruso and E. Saul-Sala, Radiative decay of heavy neutrinos at MiniBooNE and MicroBooNE, arXiv:1705.00353.
- [6] S. Vergani, N. W. Kamp, A. Diaz, C. A. Argüelles, J. M. Conrad, M. H. Shaevitz, and M. A. Uchida, Explaining the MiniBooNE excess through a mixed model of neutrino oscillation and decay, *Phys. Rev. D* **104**, 095005 (2021).
- [7] E. Bertuzzo, S. Jana, P. A. N. Machado, and R. Zukanovich Funchal, Dark neutrino portal to explain MiniBooNE excess, *Phys. Rev. Lett.* **121**, 241801 (2018).
- [8] A. Abdullahi, M. Hostert, and S. Pascoli, A dark seesaw solution to low energy anomalies: MiniBooNE, the muon ( $g-2$ ), and BaBar, *Phys. Lett. B* **820**, 136531 (2021).
- [9] P. Ballett, S. Pascoli, and M. Ross-Lonergan,  $U(1)'$  mediated decays of heavy sterile neutrinos in MiniBooNE, *Phys. Rev. D* **99**, 071701 (2019).
- [10] W. Abdallah, R. Gandhi, and S. Roy, Two-Higgs doublet solution to the LSND, MiniBooNE and muon  $g-2$  anomalies, *Phys. Rev. D* **104**, 055028 (2021).
- [11] B. Dutta, S. Ghosh, and T. Li, Explaining ( $g-2$ ) $_{\mu,e}$ , the KOTO anomaly, and the MiniBooNE excess in an extended Higgs model with sterile neutrinos, *Phys. Rev. D* **102**, 055017 (2020).
- [12] C.-H. V. Chang, C.-R. Chen, S.-Y. Ho, and S.-Y. Tseng, Explaining the MiniBooNE anomalous excess via a leptophilic ALP-sterile neutrino coupling, *Phys. Rev. D* **104**, 015030 (2021).
- [13] W. Abdallah, R. Gandhi, T. Ghosh, N. Khan, S. Roy, and S. Roy, A 17 MeV pseudoscalar and the LSND, MiniBooNE and ATOMKI anomalies, arXiv:2406.07643.
- [14] R. Acciarri *et al.* (MicroBooNE Collaboration), Design and construction of the MicroBooNE detector, *JINST* **12** (02), P02017 (2017).
- [15] P. Abratenko *et al.* (MicroBooNE Collaboration), Search for neutrino-induced neutral-current  $\Delta$  radiative decay in MicroBooNE and a first test of the MiniBooNE low energy excess under a single-photon hypothesis, *Phys.*

- Rev. Lett. **128**, 111801 (2022).
- [16] S. Navas *et al.* (Particle Data Group Collaboration), Review of particle physics, Phys. Rev. D **110**, 030001 (2024).
- [17] E. Wang, L. Alvarez-Ruso, and J. Nieves, Photon emission in neutral-current interactions at intermediate energies, Phys. Rev. C **89**, 015503 (2014).
- [18] R. Acciarri *et al.* (MicroBooNE Collaboration), The Pandora multi-algorithm approach to automated pattern recognition of cosmic-ray muon and neutrino events in the MicroBooNE detector, Eur. Phys. J. C **78**, 82 (2018).
- [19] P. Abratenko *et al.* (MicroBooNE Collaboration), Neutrino event selection in the MicroBooNE liquid argon time projection chamber using Wire-Cell 3D imaging, clustering, and charge-light matching, JINST **16** (06), P06043 (2021).
- [20] P. Abratenko *et al.* (MicroBooNE Collaboration), Cosmic ray background rejection with Wire-Cell LArTPC event reconstruction in the MicroBooNE detector, Phys. Rev. Appl. **15**, 064071 (2021).
- [21] P. Abratenko *et al.* (MicroBooNE Collaboration), Search for an anomalous excess of inclusive charged-current  $\nu_e$  interactions in the MicroBooNE experiment using Wire-Cell reconstruction, Phys. Rev. D **105**, 112005 (2022).
- [22] K. J. Kelly and J. Kopp, More ingredients for an Altarelli cocktail at MiniBooNE, J. High Energy Phys. **2023** (5), 113.
- [23] “Booster Neutrino Flux Prediction at MicroBooNE”, MicroBooNE public-note 1031, <http://microboone.fnal.gov/wp-content/uploads/MICROBOONE-NOTE-1031-PUB.pdf>.
- [24] L. Alvarez-Ruso *et al.* (GENIE Collaboration), Recent highlights from GENIE v3, Eur. Phys. J.: Spec. Top. **230**, 4449 (2021).
- [25] P. Abratenko *et al.* (MicroBooNE Collaboration), New CC0 $\pi$  GENIE model tune for MicroBooNE, Phys. Rev. D **105**, 072001 (2022).
- [26] S. Agostinelli *et al.* (GEANT4 Collaboration), GEANT4—a simulation toolkit, Nucl. Instrum. Meth. A **506**, 250 (2003).
- [27] P. Abratenko *et al.* (MicroBooNE Collaboration), Novel approach for evaluating detector-related uncertainties in a LArTPC using MicroBooNE data, Eur. Phys. J. C **82**, 454 (2022).
- [28] P. Abratenko *et al.* (MicroBooNE Collaboration), First double-differential cross section measurement of neutral-current  $\pi^0$  production in neutrino-argon scattering in the MicroBooNE detector, arXiv:2404.10948.
- [29] G. J. Feldman and R. D. Cousins, Unified approach to the classical statistical analysis of small signals, Phys. Rev. D **57**, 3873 (1998).
- [30] X. Ji, W. Gu, X. Qian, H. Wei, and C. Zhang, Combined Neyman–Pearson chi-square: an improved approximation to the Poisson-likelihood chi-square, Nucl. Instrum. Meth. A **961**, 163677 (2020).
- [31] P. Abratenko *et al.* (MicroBooNE Collaboration), First Search for Neutral Current Coherent Single-Photon Production in MicroBooNE (2025), arXiv:2502.06091.
- [32] P. Abratenko *et al.* (MicroBooNE Collaboration), Inclusive Search for Anomalous Single-Photon Production in MicroBooNE (2025), arXiv:2502.06064.