

Examining False Positives under Inference Scaling for Mathematical Reasoning

Yu Wang^{1,2*}, Nan Yang², Liang Wang², Furu Wei²,

¹University of Science and Technology of China, ²Microsoft Research Asia
terencewang0809@gmail.com
{nanya, wangliang, fuwei}@microsoft.com

Abstract

Recent advancements in language models have led to significant improvements in mathematical reasoning across various benchmarks. However, most of these benchmarks rely on automatic evaluation methods that only compare final answers using heuristics, without verifying the underlying reasoning steps. This limitation results in false positive solutions, where models may produce correct final answers but with flawed deduction paths. In this paper, we systematically examine the prevalence of false positive solutions in mathematical problem solving for language models. We analyze the characteristics and extent of this issue across different open-source models, datasets of varying difficulty levels, and decoding strategies. Specifically, we explore how “false positives” influence the inference time scaling behavior of language models. Our experimental results reveal that: (1) false positive solutions persist across different models, datasets, and decoding methods, (2) sampling-based inference time scaling methods do not alleviate the problem, and (3) the pass@N evaluation metric is more susceptible to “false positives”, suggesting a significantly lower scaling ceiling than what automatic evaluations indicate. Additionally, we analyze specific instances of “false positives” and discuss potential limitations in self-improvement techniques and synthetic data generation under such conditions.

1 Introduction

Recent developments in language models, including improvements in inference time scaling and self-improvement techniques, have significantly enhanced performance in mathematical reasoning tasks (Snell et al., 2024; Shao et al., 2024). Both closed-source and open-source models have demonstrated impressive capabilities in solving mathematical problems across major benchmarks

(Yang et al., 2024; OpenAI, 2024). However, many of these benchmarks rely on automatic evaluation methods that compare only the final answers generated by the models to reference answers, often using heuristic approaches. These methods do not guarantee the correctness of the reasoning steps taken to arrive at the final answer, raising concerns about the reliability of the evaluation metrics and potentially undermining the effectiveness of self-improvement techniques based on generated solutions.

In this paper, we systematically investigate the prevalence and characteristics of “false positives” in mathematical problem-solving tasks performed by language models. A “false positive” refers to instances where a model produces the correct final answer but follows an incorrect or flawed reasoning path to reach it. We aim to provide a comprehensive analysis of how often “false positives” occur, and how they affect model performance across different open-source language models, varying levels of difficulty in mathematical datasets, and diverse decoding strategies employed during inference. Specifically, we select state-of-the-art open-source models, including LLaMA (8B and 70B) (Dubey et al., 2024) and math-specialized models such as Qwen-Math (7B and 70B) (Yang et al., 2024), to generate solutions. We test these models on three popular benchmarks—MATH (Hendrycks et al., 2021), AIME (Numina), and OmniMATH (Gao et al., 2024)—which vary in difficulty. Additionally, we explore several sampling methods (e.g., repeated sampling, reward-guided beam search, and tree search) to assess how “false positives” influence inference time scaling. Both automatic and manual evaluation methods are employed to identify “false positives” in the generated solutions.

Our findings reveal several key insights. First, “false positives” are widespread across a variety of language models, datasets, and decoding methods, suggesting that this issue is not confined to any spe-

*Work done during Yu’s internship at MSR Asia.

cific model or evaluation setup, but is a pervasive challenge in mathematical reasoning for language models. Second, we explore whether different inference strategies, such as sampling-based methods, could mitigate the occurrence of “false positives”. Our results show that these strategies do not significantly reduce the frequency of “false positives”, indicating that the underlying reasoning flaws are not easily resolved by simply increasing the inference budget. Third, we observe that the pass@N metric is more susceptible to “false positives” than other metrics in automatic evaluations, which suggests that the ceiling for self-improvement may be substantially lower than what automatic evaluations indicate.

Additionally, we analyze specific instances of “false positives”, identifying the types of reasoning errors that lead to flawed solutions. We also discuss the implications of these findings for the development of self-improvement techniques and the generation of synthetic training data. In particular, we argue that “false positives” may limit the effectiveness of self-improvement methods, as models may appear to be learning correct reasoning patterns while, in reality, they are merely providing correct answers based on flawed deduction processes. Ultimately, this paper aims to offer a more nuanced understanding of the challenges language models face in mathematical reasoning and to advocate for more rigorous evaluation practices that go beyond mere answer correctness.

2 Related Work

The “false positive” problem we investigate arises primarily due to the evaluation methods employed for assessing large language model (LLM) performance on mathematical tasks. Many existing approaches focus solely on comparing the final generated answers to the ground truth annotations. In these methods, the final answer is extracted either through predefined rules or using LLMs themselves, followed by normalization and comparison with the gold-standard solution. This evaluation strategy is efficient, inexpensive, and fully automated; however, it fails to account for the intermediate reasoning steps involved in generating the solution. Moreover, it is not applicable to tasks such as mathematical proofs, which do not have a single final answer. To overcome these limitations, some studies leverage powerful LLMs to compare the reasoning steps in generated solutions

with reference answers or directly identify step errors within the reasoning path, in an attempt to evaluate the validity of mathematical reasoning (He et al., 2023; Tyen et al., 2023; Hao et al., 2024). The effectiveness of this approach is heavily reliant on the capabilities of the LLM used, and it remains uncertain how reliably LLMs can detect reasoning flaws produced by strong LLMs themselves. Alternatively, other research has explored the use of formal proof systems for mathematical reasoning. Benchmarks such as MiniF2F (Zheng et al., 2021) and ProofNet (Azerbayev et al., 2023) utilize formal languages like Lean (Moura and Ullrich, 2021) to specify math problems, and LLMs are tasked with generating formal proofs, which can be rigorously checked by the formal system. While formal proofs inherently avoid the “false positive” issue present in natural language solutions, the translation of informal mathematical statements into formal systems remains a significant challenge, limiting the broader applicability of this approach.

Previous studies, such as Hao et al. (2024) and Zheng et al. (2024), have also highlighted the presence of “false positives” in LLM-generated mathematical solutions. A significant line of research focuses on improving the accuracy of reasoning steps through process supervision (Lightman et al., 2023; Setlur et al., 2024; Luo et al., 2024). For instance, Lightman et al. (2023) demonstrated that training on explicitly annotated flaws in reasoning paths could enhance the performance of reward models, leading to improved accuracy on mathematical benchmarks. Works such as Luong et al. (2024) and Shao et al. (2024), employ reinforcement learning techniques to generate higher-quality reasoning paths derived from final answer annotations, which are then utilized to train better policy models in a self-improving way. In addition, studies like Golovneva et al. (2022), Prasad et al. (2023) and Xia et al. (2024) have proposed filtering and rescoring strategies, as well as novel metrics, to identify erroneous reasoning steps and mitigate the “false positive” problem. While Snell et al. (2024) investigated the inference time scaling of LLMs on mathematical problems, their work did not consider the impact of “false positives”. Moreover, Stroebel et al. (2024) studied how the “false positive” problem affects inference time scaling in the coding domain, showing that flawed verifiers lead to a decrease in true accuracy as more computational resources are allocated, due to the growing rate of “false positives” in the generated solutions.

3 Evaluation Methodology

In mathematical evaluations, two primary assessment methods are commonly employed: automatic evaluation and manual evaluation. Automatic evaluation includes rule-based assessment and the use of powerful large language models (LLMs) for evaluation. Currently, most benchmarks for mathematical models typically rely on rule-based automatic evaluation (Yang et al., 2024; Shao et al., 2024). This approach utilizes predefined heuristic rules to evaluate the correctness of a model’s output by comparing its final answer to the ground truth. While this method is straightforward and easy to implement, it has notable limitations. Specifically, it fails to effectively assess the correctness and logical coherence of intermediate reasoning steps, leading to the phenomenon of “false positives”. A “false positive” arises when the final answer is correct, but the solution process contains errors or lacks logical validity. The detection of such “false positives” can be conducted either through model-based methods or human evaluation, as discussed in the following sections.

3.1 Model Detection of False Positives

To assess the ability of current models to detect errors in intermediate reasoning steps, we can utilize $\mathcal{M}(\text{True or False} \mid \mathcal{P}, x, y)$, where \mathcal{M} denotes the model used for error detection, x and y represent the question and the model-generated response, respectively, and \mathcal{P} refers to the prompt utilized (see Appendix C.1 for details). Although the costs of employing the model for error detection are relatively low, its effectiveness remains limited. We present a comprehensive analysis and discussion in Section 5.2.

3.2 Human Detection of False Positives

Due to the limited capability of existing models to identify errors in reasoning steps, we introduce manual evaluation as a complementary approach to better understand the occurrence of “false positives”. Human evaluation involves a meticulous, step-by-step review of the model’s responses by human annotators, ensuring not only the correctness of the final answer but also the logical coherence and mathematical validity of the intermediate solution steps. While more resource-intensive, this method significantly improves the accuracy and comprehensiveness of the evaluation, providing deeper insights into the model’s reasoning pro-

cesses.

In human evaluation, annotators classify a model’s response as a “false positive” if it exhibits any of the following errors, despite the final answer being correct:

1. **Jump in Reasoning:** This occurs when essential logical steps or intermediate calculations are omitted, resulting in a direct leap to the final answer without adequate justification. Such omissions undermine the validity of the solution, even if the answer itself is correct.
2. **Logical Error:** This category encompasses errors such as the misapplication of theorems or rules, reliance on unjustified assumptions, contradictory reasoning, and the incorporation of conditions absent from the problem statement.
3. **Calculation Error:** Mistakes in arithmetic or algebraic computations, while potentially offset by other errors, still reflect a lack of precision in the solution process.
4. **Conceptual Error:** Misinterpretation of mathematical theorems, concepts, or the problem itself.

Additionally, human annotators may disregard minor errors in the reasoning path that do not affect the final answer. This approach ensures a balanced evaluation by focusing on substantive flaws while avoiding penalization for inconsequential mistakes, thereby providing a clearer assessment of the model’s reasoning capabilities and the prevalence of “false positives”.

4 Inference Scaling Methods in the Presence of False Positives

Recent studies have demonstrated that allocating additional computational resources to the inference phase can significantly enhance model performance in mathematical tasks (Snell et al., 2024; Wu et al., 2024). However, these studies typically rely on rule-based evaluation methods, which may result in “false positives”, as discussed in Section 3. To investigate whether “false positives” also manifest in inference scaling, this section offers a comprehensive overview of the inference scaling methods utilized in our study.

We classify current inference scaling methods into two categories: **solution-level inference scal-**

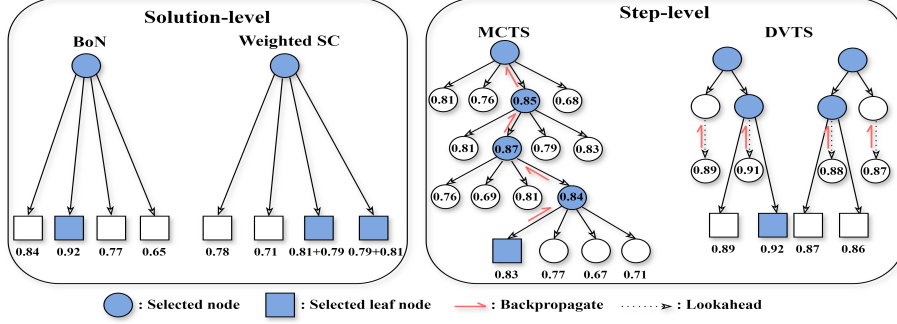


Figure 1: An overview of the inference scaling methods employed in this study. The numbers in the figure indicate potential PUCT scores for MCTS and possible reward examples from the Process Reward Model (PRM) or Outcome Reward Model (ORM) for other methods. For MCTS, the figure depicts its first iteration.

ing and **step-level inference scaling**. Solution-level inference scaling refers to the approach where large language models (LLMs) generate a complete reasoning path in a single sampling process, with the optimal solution selected using a reward model or heuristic methods. In contrast, step-level inference scaling derives one reasoning step at a time, typically guided by a reward model or heuristic values. Figure 1 provides a visual representation of these methods, and the following sections offer a detailed explanation of each approach.

4.1 Solution-Level Inference Scaling

Currently, the most widely used solution-level inference scaling methods are Best-of-N (Charniak and Johnson, 2005; Pauls and Klein, 2009), Self-Consistency (Wang et al., 2022), Weighted Self-Consistency (Li et al., 2023). These approaches have proven their effectiveness in reasoning tasks (Cobbe et al., 2021; Lightman et al., 2023). To clarify the methods, we first introduce the notation employed throughout this section. Let \mathcal{Y} signify the output space of large language models, \mathcal{A} correspond to the answer space, where answers are extracted from the model outputs, and $v : \mathcal{Y} \rightarrow \mathbb{R}$ represent the score function.

1. **Best-of-N**: Best-of-N is a simple yet effective reranking algorithm (Welleck et al., 2024). It begins by generating N candidate solutions, and subsequently selects the one with the highest score assigned by the score function. A common practice in reasoning tasks is to train a reward model to predict the correctness of a solution, which serves as the score function. Best-of-N can be defined as:

$$y^* = \arg \max_{y_i \in \mathcal{Y} | i \in \{1, \dots, N\}} v(y_i)$$

2. **Self-Consistency**: Self-Consistency is a transformation algorithm (Welleck et al., 2024), leveraging the idea that correct reasoning processes, though diverse, often converge on the same answer. This method first samples N candidate reasoning paths and then determines the final answer by selecting the one that appears most frequently. Self Consistency is formally expressed as:

$$a^* = \arg \max_{a \in \mathcal{A}} \sum_{i=1}^N \mathbb{1}(a = a_i)$$

3. **Weighted Self-Consistency**: Weighted Self-Consistency extends Self-Consistency by incorporating the scores provided by the reward model to weigh candidate solutions. The optimal answer is chosen using the following formula:

$$a^* = \arg \max_{a \in \mathcal{A}} \sum_{i=1}^N v(y_i) \mathbb{1}(a = a_i)$$

In subsequent experiments, we employ Best-of-N and Weighted Self-Consistency instead of Self-Consistency. While both Weighted Self-Consistency and Self-Consistency are based on the principle of consistency, Weighted Self-Consistency exhibits superior performance (Snell et al., 2024). Within the Weighted Self-Consistency algorithm, we first use it to select the candidate final answer. To further detect “false positives”, the solution with the highest reward among these candidates is selected as the final target for evaluation.

4.2 Step-Level Inference Scaling

4.2.1 Diverse Verifier Tree Search

Diverse Verifier Tree Search (DVTS) (Beeching et al., 2024) is an extension of step-level beam

search (Welleck et al., 2022; Yao et al., 2024) that divides initial beams into independent subtrees. The search process in DVTS is guided by a Process Reward Model (PRM). Additionally, DVTS incorporates lookahead steps to enhance the accuracy of PRM’s value estimation at each step of the search process.

The detailed specifics of DVTS can be found in Algorithm 1.

4.2.2 Monte Carlo Tree Search

Monte Carlo Tree Search (MCTS, (Browne et al., 2012)) is a tree search algorithm designed to balance exploration and exploitation effectively. It has achieved remarkable success in game domains such as chess, shogi, and Go (Silver et al., 2016, 2018). Recent research has highlighted the potential of MCTS in large language model (LLM) reasoning (Hao et al., 2023; Zhang et al., 2024).

In this work, We utilize the Vanilla MCTS implementation from Wang et al. (2024a), which comprises four main steps: selection, expansion, evaluation, and backpropagation. During the selection stage, Vanilla MCTS employs a variant of the PUCT algorithm (Silver et al., 2016) to choose child nodes. In the evaluation stage, it leverages Process Reward Model (PRM) to compute state values. Each iteration of the algorithm continues until a complete reasoning path is obtained.

For further details on Vanilla MCTS, see Algorithm 2.

5 Experiments

5.1 Experimental Setup

Benchmarks. To validate the proposed phenomenon, we conduct experiments on three mathematical benchmarks: MATH (Hendrycks et al., 2021), AIME (Numina), Omni-MATH (Gao et al., 2024). MATH benchmark comprises problems collected from high school math competitions. Following Lightman et al. (2023), we use MATH500 as our test set. AIME benchmark includes questions from AIME22, AIME23, and AIME24, totaling 90 problems. Omni-MATH is a highly challenging benchmark designed for Olympiad-level mathematical reasoning, and we utilize Omni-MATH-Rule (Gao et al., 2024), a subset suitable for rule-based evaluation. For further convenience of manual evaluation, We randomly select 100 problems from MATH500 and 100 problems from Omni-MATH-Rule, which we refer to as MATH100 and Omni-

MATH100 respectively.

Policy Models. We select open-source general and mathematical models as our base to investigate whether the proposed phenomenon is present in both types of models. Specifically, Llama-3.2-3B-Instruct, Llama-3.1-8B-Instruct, and Llama-3.1-70B-Instruct (Dubey et al., 2024) are chosen to represent general-purpose models, while Qwen2.5-Math-1.5B-Instruct, Qwen2.5-Math-7B-Instruct, and Qwen2.5-Math-72B-Instruct (Yang et al., 2024) serve as representatives of mathematical models.

Reward Models. Our experiments leverage both the Outcome Reward Model (ORM) and the Process Reward Model (PRM). For ORM, we employ Qwen2.5-Math-RM-72B (Yang et al., 2024), trained during the post-training phase of Qwen2.5-Math, to identify the optimal model response in solution-level inference scaling methods. For PRM, we utilize Skywork-o1-Open-PRM-Qwen-2.5-7B (o1 Team, 2024), which is fine-tuned on Qwen2.5-Math-7B-Instruct and demonstrates strong performance across various models and benchmarks, to guide the DVTS or MCTS processes.

Metrics. We primarily use three metrics to evaluate performance: automatic accuracy, false positive rate, and manual accuracy. Automatic accuracy measures the accuracy obtained by applying rule-based methods to extract the final answer from the model’s response and comparing it to the ground truth. We adopt the same implementation as Qwen2.5-Math (Yang et al., 2024) to calculate automatic accuracy. The false positive rate is defined as the ratio of “false positives” to the total number of correct responses in the automatic evaluation. Finally, manual accuracy is determined through human evaluation. It represents the proportion of model responses where the final answers match the ground truth and are free from “false positives”.

Refer to Appendix C for additional parameter settings and implementation details.

5.2 Model and Human Detection of False Positives

Prior to investigating the “false positive” phenomenon, we first analyze the differences between the capabilities of models and humans in detecting “false positives”. To this end, we construct a comprehensive false positive detection benchmark that encompasses multiple models, diverse mathematical benchmarks, and various inference scaling

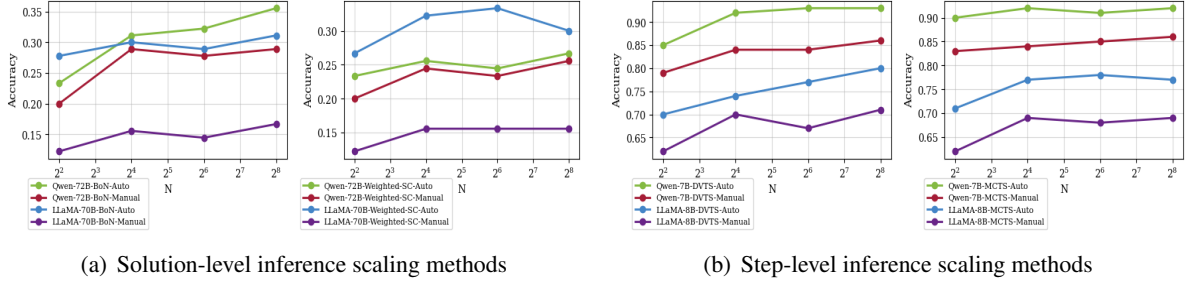


Figure 2: **False positives in different inference scaling methods.** For solution-level inference scaling methods, Llama-3.1-70B-Instruct and Qwen2.5-Math-72B-Instruct are used as policy models, with the AIME benchmark as the evaluation dataset. Qwen2.5-Math-RM-72B is employed as the reward model. For step-level inference scaling methods, Llama-3.1-8B-Instruct and Qwen2.5-Math-7B-Instruct serve as policy models, evaluated utilizing the MATH100 benchmark. Skywork-o1-Open-PRM-Qwen-2.5-7B is selected as the reward model. Responses from Llama-3.1-8B-Instruct are selected using Best-of-N, while responses from Qwen2.5-Math-7B-Instruct are chosen using Weighted Self-Consistency.

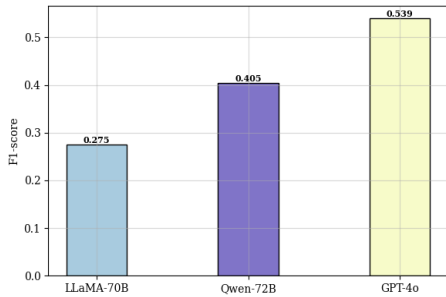


Figure 3: **F_1 -scores across different false positive detection models.** The figure presents the F_1 -scores for various models, including Llama-3.1-70B-Instruct, Qwen2.5-Math-72B-Instruct and GPT-4o, evaluated using the false positive detection benchmark we construct.

methods (Further details regarding the benchmark are provided in Appendix D). The F_1 -score is utilized as the evaluation metric for this task. Let A represent the set of “false positives” identified through manual evaluation, which serves as the gold standard, and B denote the set of “false positives” identified by the model. Precision and recall are defined as follows:

$$Precision = \frac{\#(A \cap B)}{\#B}, \quad Recall = \frac{\#(A \cap B)}{\#A}$$

Thus, the F_1 -score is calculated as:

$$F_1 = \frac{2 \times Precision \times Recall}{Precision + Recall}$$

Figure 3 demonstrates that current open-source models, despite their overall strong performance, struggle to effectively detect errors in intermediate reasoning steps on the false positive detection benchmark we construct. Notably, even the powerful closed-source model, GPT-4o (Hurst et al.,

2024), fails to achieve satisfactory performance in this regard.

5.3 Findings and Analysis

5.3.1 False Positives in Inference Scaling

In this section, we investigate the accuracy of the inference scaling curve using solution-level and step-level inference scaling methods. Specifically, we analyze the relationship between automatic accuracy and manual accuracy across varying values of N in different approaches. Additionally, we explore the impact of model types and benchmark difficulty on the false positive rate.

False positives occur in both inference scaling methods. As shown in Figure 2, both automatic accuracy and manual accuracy generally increase with N across all methods. However, the gap between automatic accuracy and manual accuracy persists when N takes different values, indicating a consistent presence of “false positives”. This observation reveals that inference scaling curves are not as reliable as they might initially appear and that inference scaling does not effectively mitigate “false positives”.

General models exhibit higher false positive rates than mathematical models. Figure 4 depicts the relationship between the false positive rate and different model types. General models, which are not specialized in solving mathematical problems, exhibit significantly higher false positive rates compared to mathematical models when evaluated on the relatively challenging AIME benchmark. This suggests that the correct answers generated by inference scaling in general models are less reliable

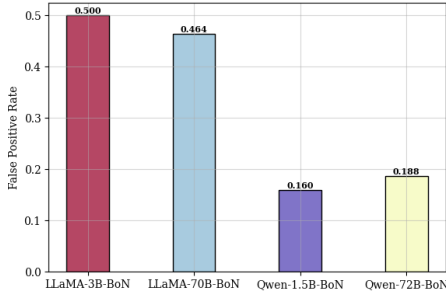


Figure 4: **False positives in different models.** The performance of four policy models is assessed on the AIME benchmark with the Best-of-N method, where N is set to 256 and Qwen2.5-Math-RM-72B serves as the reward model.

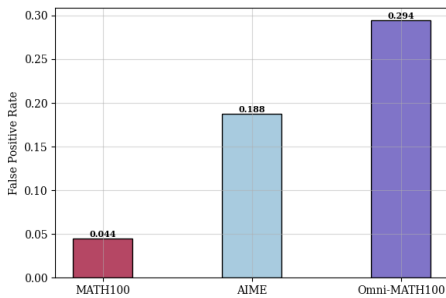


Figure 5: **False positives in different datasets.** We employ the Best-of-N method to evaluate Qwen2.5-Math-72B-Instruct’s performance on three datasets of varying difficulty levels, with Qwen2.5-Math-RM-72B as the reward model and N set to 256.

than those produced by mathematical models for difficult datasets. Additionally, we observe that the smaller Qwen2.5-Math-1.5B-Instruct model has a lower false positive rate than the larger Llama-3.1-70B-Instruct model. This is primarily due to the Llama-3.1-70B-Instruct model producing a greater number of reasoning jumps and logical errors. We discuss further in Section 5.3.3.

False positive rates increase with benchmark difficulty. The results in Figure 5 show that the false positive rate for Qwen2.5-Math-72B-Instruct rises as dataset difficulty increases. Notably, the false positive rates for more challenging datasets differ significantly from those for simpler ones. This finding highlights the tendency of inference scaling to produce “false positives” when tackling problems that exceed the model’s inherent capabilities.

5.3.2 Is Automatic Pass@N the Upper Bound of Inference Scaling?

To further investigate the potential and possible upper limit of inference scaling, we examine the

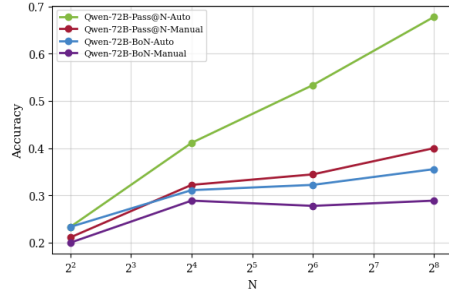


Figure 6: Qwen2.5-Math-72B-Instruct is utilized as the policy model, Qwen2.5-Math-RM-72B serves as the reward model, and the AIME benchmark is employed as the test set.

relationship between Pass@N and Best-of-N in this section.

Pass@N yields significantly more correct answers than Best-of-N, but exhibits a substantially higher false positive rate. Figure 6 demonstrates that while the gap between automatic Pass@N accuracy and automatic Best-of-N accuracy is substantial, the difference between manual Pass@N accuracy and manual Best-of-N accuracy is comparatively smaller. So in solution-level inference scaling methods, despite the use of a state-of-the-art reward model capable of detecting “false positives” across all responses, the inherent limitations of the policy model hinder the reward model’s ability to select as many truly correct responses as expected. These limitations pose challenges to the broader application of inference scaling.

5.3.3 Analysis of False Positive Examples

Through manual inspection of the model’s outputs, we find that “false positives” primarily fall into the categories outlined in Section 3.2. Below are some examples:

- **Jump in reasoning:** For instance, in false positive example 1, the response from Llama-3.1-70B-Instruct for a problem from the AIME benchmark lacks any intermediate calculations before providing the final answer.
- **Logical error:** We can observe the reliance on unjustified assumptions from false positive example 2: the model assumes $f(0) = 1$, $f(1) = 1$, and $f(\frac{1}{2}) = -1$ and then get the final answer, without explaining the rationality of this assumption.
- **Calculation error:** As shown in false positive example 3, the model incorrectly calculates

$$\sqrt[3]{4} + \sqrt[3]{2} + 1 \approx 3.31758.$$

- **Conceptual error:** False positive example 4 illustrates that the model misinterprets the meaning of $n!$. Specifically, $4!$ should be represented as $\underbrace{4!^{4!}}_{4!}$ rather than $\underbrace{4!^{4!}}_4$.

We find that on relatively challenging datasets, general models exhibit a higher frequency of reasoning jumps and logical errors compared to mathematical models. This results in the general models false positive rate being significantly higher than that of the mathematical models on the AIME benchmark in Figure 4.

6 Discussions

Synthetic Mathematical Data. Synthetic data has gained prominence due to the limited availability of existing datasets and the high cost associated with manual data creation. In the context of synthetic mathematical data, current approaches often filter supervised fine-tuning (SFT) data based solely on the correctness of the final answer (Yu et al., 2023; Tong et al., 2024; Luo et al., 2023; Liu et al., 2024). Additionally, methods such as Math-Shepherd (Wang et al., 2024b) leverage Monte Carlo tree search algorithms to generate training data for process reward models (PRMs), relying on the final answer to determine the rollout correctness. However, evaluating data quality exclusively based on the final answer can lead to “false positives”, thereby introducing low-quality data into the dataset. To mitigate this issue, future research should prioritize the development of simple yet effective methods to accurately assess the correctness of intermediate reasoning steps, ensuring higher-quality synthetic data for training purposes.

Self-Improvement in Mathematical Reasoning. Self-improvement techniques have played a significant role in enhancing the reasoning capabilities of models in mathematical tasks. The current standard approach involves employing either solution-level sampling methods (Yuan et al., 2023; Chow et al., 2024) or tree search methods (Zhang et al., 2024; Xie et al., 2024), followed by filtering out correct answers using rule-based techniques. Subsequently, a reward model is utilized to evaluate and score the model-generated responses, with high-quality outputs used for further model training. This process is typically iterative. However, as demonstrated in Section 5.3, it often generates a notable number of

“false positives”, which are also incorporated into subsequent training. These “false positives” are of lower quality, as they fail to provide meaningful insights into the reasoning steps, leading the model to primarily learn the answers rather than the underlying problem-solving logic. Consequently, the effectiveness of self-improvement may fall short of expectations, and the model’s reasoning ability may not experience substantial enhancement.

Inference Scaling in Reasoning. Inference scaling has achieved notable advancements in mathematical reasoning. For instance, Brown et al. (2024) demonstrated that through repeated sampling, Pass@N scales with the number of samples. Furthermore, experiments conducted by Snell et al. (2024) showed that both solution-level inference scaling methods and step-level inference scaling methods could enhance model performance to some extent. However, our experiments reveal that under rule-based evaluation methods, inference scaling in reasoning suffers from the issue of “false positives”, which ultimately diminishes its effectiveness. Additionally, even when employing an oracle reward model, the actual performance of inference scaling for a fixed policy model does not meet the expectations implied by Pass@N metric. This discrepancy highlights the limitations of current evaluation methodologies and suggests that the benefits of allocating additional computational resources for inference in mathematics may not be as substantial as initially anticipated.

7 Conclusions

In this paper, we have explored the phenomenon of “false positives” in mathematical reasoning and investigated its impact on test-time inference scaling. Through meticulous manual evaluation, we have demonstrated that “false positives” are prevalent across various models, datasets, and inference scaling methods. Furthermore, we have discussed the broader implications of “false positives” for critical applications such as self-improvement frameworks and data synthesis, where they can propagate errors and degrade the quality of generated outputs. This study underscores the need for more robust evaluation methodologies that prioritize both final-answer correctness and the validity of intermediate reasoning steps, offering a foundation for future research to enhance the accuracy and scalability of mathematical reasoning models.

Limitations

While this study provides valuable insights into the phenomenon of “false positives” in the mathematical domain and their behavior under inference scaling, several limitations should be acknowledged. First, we do not conduct experiments on the latest long-chain-of-thought (long-CoT) models. Second, our inference scaling tests are restricted to parallel sampling-based methods, without examining sequential revision-based approaches. Finally, due to resource constraints, we do not perform human detection on large-scale datasets. Despite these limitations, we believe this phenomenon is prevalent in the mathematical domain. Future research could expand the scope of datasets, explore additional inference scaling methods, and incorporate more long-CoT models to validate the generalizability and robustness of these findings.

References

- Zhangir Azerbayev, Bartosz Piotrowski, Hailey Schoelkopf, Edward W Ayers, Dragomir Radev, and Jeremy Avigad. 2023. Proofnet: Autoformalizing and formally proving undergraduate-level mathematics. *arXiv preprint arXiv:2302.12433*.
- Edward Beeching, Lewis Tunstall, and Sasha Rush. 2024. [Scaling test-time compute with open models](#).
- Bradley Brown, Jordan Juravsky, Ryan Ehrlich, Ronald Clark, Quoc V Le, Christopher Ré, and Azalia Mirhoseini. 2024. Large language monkeys: Scaling inference compute with repeated sampling. *arXiv preprint arXiv:2407.21787*.
- Cameron B Browne, Edward Powley, Daniel Whitehouse, Simon M Lucas, Peter I Cowling, Philipp Rohlfshagen, Stephen Tavener, Diego Perez, Spyridon Samothrakis, and Simon Colton. 2012. A survey of monte carlo tree search methods. *IEEE Transactions on Computational Intelligence and AI in games*, 4(1):1–43.
- Eugene Charniak and Mark Johnson. 2005. [Coarse-to-fine n-best parsing and MaxEnt discriminative reranking](#). In *Proceedings of the 43rd Annual Meeting of the Association for Computational Linguistics (ACL’05)*, pages 173–180, Ann Arbor, Michigan. Association for Computational Linguistics.
- Yinlam Chow, Guy Tennenholtz, Izzeddin Gur, Vincent Zhuang, Bo Dai, Sridhar Thiagarajan, Craig Boutilier, Rishabh Agarwal, Aviral Kumar, and Aleksandra Faust. 2024. Inference-aware fine-tuning for best-of-n sampling in large language models. *arXiv preprint arXiv:2412.15287*.
- Karl Cobbe, Vineet Kosaraju, Mohammad Bavarian, Mark Chen, Heewoo Jun, Lukasz Kaiser, Matthias Plappert, Jerry Tworek, Jacob Hilton, Reiichiro Nakano, et al. 2021. Training verifiers to solve math word problems. *arXiv preprint arXiv:2110.14168*.
- Abhimanyu Dubey, Abhinav Jauhri, Abhinav Pandey, Abhishek Kadian, Ahmad Al-Dahle, Aiesha Letman, Akhil Mathur, Alan Schelten, Amy Yang, Angela Fan, et al. 2024. The llama 3 herd of models. *arXiv preprint arXiv:2407.21783*.
- Bofei Gao, Feifan Song, Zhe Yang, Zefan Cai, Yibo Miao, Qingxiu Dong, Lei Li, Chenghao Ma, Liang Chen, Runxin Xu, et al. 2024. Omni-math: A universal olympiad level mathematic benchmark for large language models. *arXiv preprint arXiv:2410.07985*.
- Olga Golovneva, Moya Chen, Spencer Poff, Martin Corredor, Luke Zettlemoyer, Maryam Fazel-Zarandi, and Asli Celikyilmaz. 2022. Roscoe: A suite of metrics for scoring step-by-step reasoning. *arXiv preprint arXiv:2212.07919*.
- Shibo Hao, Yi Gu, Haotian Luo, Tianyang Liu, Xiyun Shao, Xinyuan Wang, Shuhua Xie, Haodi Ma, Adithya Samavedhi, Qiyue Gao, et al. 2024. Llm reasoners: New evaluation, library, and analysis of step-by-step reasoning with large language models. *arXiv preprint arXiv:2404.05221*.
- Shibo Hao, Yi Gu, Haodi Ma, Joshua Jiahua Hong, Zhen Wang, Daisy Zhe Wang, and Zhiting Hu. 2023. Reasoning with language model is planning with world model. *arXiv preprint arXiv:2305.14992*.
- Hangfeng He, Hongming Zhang, and Dan Roth. 2023. Socreval: Large language models with theocratic method for reference-free reasoning evaluation. *arXiv preprint arXiv:2310.00074*.
- Dan Hendrycks, Collin Burns, Saurav Kadavath, Akul Arora, Steven Basart, Eric Tang, Dawn Song, and Jacob Steinhardt. 2021. Measuring mathematical problem solving with the math dataset. *arXiv preprint arXiv:2103.03874*.
- Aaron Hurst, Adam Lerer, Adam P Goucher, Adam Perelman, Aditya Ramesh, Aidan Clark, AJ Ostrow, Akila Welihinda, Alan Hayes, Alec Radford, et al. 2024. Gpt-4o system card. *arXiv preprint arXiv:2410.21276*.
- Yifei Li, Zeqi Lin, Shizhuo Zhang, Qiang Fu, Bei Chen, Jian-Guang Lou, and Weizhu Chen. 2023. [Making language models better reasoners with step-aware verifier](#). In *Proceedings of the 61st Annual Meeting of the Association for Computational Linguistics (Volume 1: Long Papers)*, pages 5315–5333, Toronto, Canada. Association for Computational Linguistics.
- Hunter Lightman, Vineet Kosaraju, Yura Burda, Harri Edwards, Bowen Baker, Teddy Lee, Jan Leike, John Schulman, Ilya Sutskever, and Karl Cobbe. 2023. Let’s verify step by step. *arXiv preprint arXiv:2305.20050*.

- Zihan Liu, Yang Chen, Mohammad Shoeybi, Bryan Catanzaro, and Wei Ping. 2024. Acemath: Advancing frontier math reasoning with post-training and reward modeling. *arXiv preprint arXiv:2412.15084*.
- Haipeng Luo, Qingfeng Sun, Can Xu, Pu Zhao, Jianguang Lou, Chongyang Tao, Xiubo Geng, Qingwei Lin, Shifeng Chen, and Dongmei Zhang. 2023. Wizardmath: Empowering mathematical reasoning for large language models via reinforced evol-instruct. *arXiv preprint arXiv:2308.09583*.
- Liangchen Luo, Yinxiao Liu, Rosanne Liu, Samrat Phatale, Harsh Lara, Yunxuan Li, Lei Shu, Yun Zhu, Lei Meng, Jiao Sun, et al. 2024. Improve mathematical reasoning in language models by automated process supervision. *arXiv preprint arXiv:2406.06592*.
- Trung Quoc Luong, Xinbo Zhang, Zhanming Jie, Peng Sun, Xiaoran Jin, and Hang Li. 2024. Reft: Reasoning with reinforced fine-tuning. *arXiv preprint arXiv:2401.08967*.
- Leonardo de Moura and Sebastian Ullrich. 2021. The lean 4 theorem prover and programming language. In *Automated Deduction—CADE 28: 28th International Conference on Automated Deduction, Virtual Event, July 12–15, 2021, Proceedings 28*, pages 625–635. Springer.
- Numina. [Ai-mo/aimo-validation-aime](https://github.com/numina-ai/ai-mo-validation-aime).
- Skywork o1 Team. 2024. [Skywork-o1 open series](https://huggingface.co/Skywork). <https://huggingface.co/Skywork>.
- OpenAI. 2024. [Learning to reason with llms](https://arxiv.org/abs/2406.16838).
- Adam Pauls and Dan Klein. 2009. [K-best A* parsing](https://arxiv.org/abs/0909.3552). In *Proceedings of the Joint Conference of the 47th Annual Meeting of the ACL and the 4th International Joint Conference on Natural Language Processing of the AFNLP*, pages 958–966, Suntec, Singapore. Association for Computational Linguistics.
- Archiki Prasad, Swarnadeep Saha, Xiang Zhou, and Mohit Bansal. 2023. Reveal: Evaluating reasoning chains via correctness and informativeness. *arXiv preprint arXiv:2304.10703*.
- Amrith Setlur, Chirag Nagpal, Adam Fisch, Xinyang Geng, Jacob Eisenstein, Rishabh Agarwal, Alekh Agarwal, Jonathan Berant, and Aviral Kumar. 2024. Rewarding progress: Scaling automated process verifiers for llm reasoning. *arXiv preprint arXiv:2410.08146*.
- Zhihong Shao, Peiyi Wang, Qihao Zhu, Runxin Xu, Junxiao Song, Xiao Bi, Haowei Zhang, Mingchuan Zhang, YK Li, Y Wu, et al. 2024. Deepseekmath: Pushing the limits of mathematical reasoning in open language models. *arXiv preprint arXiv:2402.03300*.
- David Silver, Aja Huang, Chris J Maddison, Arthur Guez, Laurent Sifre, George Van Den Driessche, Julian Schrittwieser, Ioannis Antonoglou, Veda Panneershelvam, Marc Lanctot, et al. 2016. Mastering the game of go with deep neural networks and tree search. *nature*, 529(7587):484–489.
- David Silver, Thomas Hubert, Julian Schrittwieser, Ioannis Antonoglou, Matthew Lai, Arthur Guez, Marc Lanctot, Laurent Sifre, Dhruv Kumar, Thore Graepel, et al. 2018. A general reinforcement learning algorithm that masters chess, shogi, and go through self-play. *Science*, 362(6419):1140–1144.
- Charlie Snell, Jaehoon Lee, Kelvin Xu, and Aviral Kumar. 2024. Scaling llm test-time compute optimally can be more effective than scaling model parameters. *arXiv preprint arXiv:2408.03314*.
- Benedikt Stroebel, Sayash Kapoor, and Arvind Narayanan. 2024. Inference scaling flaws: The limits of llm resampling with imperfect verifiers. *arXiv preprint arXiv:2411.17501*.
- Yuxuan Tong, Xiwen Zhang, Rui Wang, Ruidong Wu, and Junxian He. 2024. Dart-math: Difficulty-aware rejection tuning for mathematical problem-solving. *arXiv preprint arXiv:2407.13690*.
- Gladys Tyen, Hassan Mansoor, Peter Chen, Tony Mak, and Victor Cărbune. 2023. LLMs cannot find reasoning errors, but can correct them! *arXiv preprint arXiv:2311.08516*.
- Jun Wang, Meng Fang, Ziyu Wan, Muning Wen, Jiachen Zhu, Anjie Liu, Ziqin Gong, Yan Song, Lei Chen, Lionel M Ni, et al. 2024a. Openr: An open source framework for advanced reasoning with large language models. *arXiv preprint arXiv:2410.09671*.
- Peiyi Wang, Lei Li, Zhihong Shao, Runxin Xu, Damai Dai, Yifei Li, Deli Chen, Yu Wu, and Zhifang Sui. 2024b. Math-shepherd: Verify and reinforce llms step-by-step without human annotations. In *Proceedings of the 62nd Annual Meeting of the Association for Computational Linguistics (Volume 1: Long Papers)*, pages 9426–9439.
- Xuezhi Wang, Jason Wei, Dale Schuurmans, Quoc Le, Ed Chi, Sharan Narang, Aakanksha Chowdhery, and Denny Zhou. 2022. Self-consistency improves chain of thought reasoning in language models. *arXiv preprint arXiv:2203.11171*.
- Sean Welleck, Amanda Bertsch, Matthew Finlayson, Hailey Schoelkopf, Alex Xie, Graham Neubig, Ilya Kulikov, and Zaid Harchaoui. 2024. From decoding to meta-generation: Inference-time algorithms for large language models. *arXiv preprint arXiv:2406.16838*.
- Sean Welleck, Jiacheng Liu, Ximing Lu, Hannaneh Hajishirzi, and Yejin Choi. 2022. Naturalprover: Grounded mathematical proof generation with language models. *Advances in Neural Information Processing Systems*, 35:4913–4927.
- Yangzhen Wu, Zhiqing Sun, Shanda Li, Sean Welleck, and Yiming Yang. 2024. An empirical analysis of compute-optimal inference for problem-solving with language models.

- Shijie Xia, Xuefeng Li, Yixin Liu, Tongshuang Wu, and Pengfei Liu. 2024. Evaluating mathematical reasoning beyond accuracy. *arXiv preprint arXiv:2404.05692*.
- Yuxi Xie, Anirudh Goyal, Wenyue Zheng, Min-Yen Kan, Timothy P Lillicrap, Kenji Kawaguchi, and Michael Shieh. 2024. Monte carlo tree search boosts reasoning via iterative preference learning. *arXiv preprint arXiv:2405.00451*.
- An Yang, Beichen Zhang, Binyuan Hui, Bofei Gao, Bowen Yu, Chengpeng Li, Dayiheng Liu, Jianhong Tu, Jingren Zhou, Junyang Lin, et al. 2024. Qwen2.5-math technical report: Toward mathematical expert model via self-improvement. *arXiv preprint arXiv:2409.12122*.
- Shunyu Yao, Dian Yu, Jeffrey Zhao, Izhak Shafran, Tom Griffiths, Yuan Cao, and Karthik Narasimhan. 2024. Tree of thoughts: Deliberate problem solving with large language models. *Advances in Neural Information Processing Systems*, 36.
- Longhui Yu, Weisen Jiang, Han Shi, Jincheng Yu, Zhengying Liu, Yu Zhang, James T Kwok, Zhengguo Li, Adrian Weller, and Weiyang Liu. 2023. Metamath: Bootstrap your own mathematical questions for large language models. *arXiv preprint arXiv:2309.12284*.
- Zheng Yuan, Hongyi Yuan, Chengpeng Li, Guanting Dong, Keming Lu, Chuanqi Tan, Chang Zhou, and Jingren Zhou. 2023. Scaling relationship on learning mathematical reasoning with large language models. *arXiv preprint arXiv:2308.01825*.
- Dan Zhang, Sining Zhoubian, Ziniu Hu, Yisong Yue, Yuxiao Dong, and Jie Tang. 2024. Rest-mcts*: Llm self-training via process reward guided tree search. *arXiv preprint arXiv:2406.03816*.
- Chujie Zheng, Zhenru Zhang, Beichen Zhang, Runji Lin, Keming Lu, Bowen Yu, Dayiheng Liu, Jingren Zhou, and Junyang Lin. 2024. Processbench: Identifying process errors in mathematical reasoning. *arXiv preprint arXiv:2412.06559*.
- Kunhao Zheng, Jesse Michael Han, and Stanislas Polu. 2021. Minif2f: a cross-system benchmark for formal olympiad-level mathematics. *arXiv preprint arXiv:2109.00110*.

A Algorithmic Details of Step-Level Inference Scaling

Algorithm 1 DVTS

Input: problem p , the number of candidate solutions N , beam width M , lookahead step l , the number of iterations n , policy model π , process reward model V
Output: List of candidate solutions L
 $num_beams \leftarrow N/M$
 $Beam \leftarrow \text{Init}(num_beams, p)$
for $i = 1$ **to** n **do**
 for $j = 1$ **to** num_beams **do**
 Sample M next steps from π
 for $k = 1$ **to** M **do**
 Greedily generate l steps based on corresponding history steps {Apply lookahead search}
 end for
 Compute values using V based on the next steps and lookahead steps
 Select the next step with highest value
 end for
 Update and prune $Beam$ {Remove completed beams}
 Adjust num_beams {Decrement if beams terminate}
 Append M solutions to L for each completed beam
end for
Return L

Algorithm 2 Vanilla MCTS

Input: problem p , the number of reasoning paths n , tree width w , tree max depth d , policy model π , process reward model V
Output: List of trajectories $traj$
 $T \leftarrow \text{Init}(p)$
 $traj \leftarrow []$
for $i = 1$ **to** n **do**
 $traj_single \leftarrow ""$
 $node \leftarrow \text{root}(T)$
 $done \leftarrow \text{False}$
 while not $done$ **do**
 $node \leftarrow \arg \max_{node' \in \text{children}(node)} v_{node'} + c \times P_{node'} \times \frac{\sqrt{N_{node}}}{N_{node'}+1}$ {Node Selection}
 Update $traj_single$ {Record action after active node update}
 $done \leftarrow \text{terminated or truncated}$ {terminated is controlled by eos_token or sep_token while truncated is determined by d }
 if not $done$ **and** $\text{is_leaf}(node)$ **then**
 Expand($node, w, \pi, V$) {Expand the leaf node, get w children, and assign them initial values}
 end if
 end while
 Backpropagate($node$)
 Append $traj_single$ to $traj$
end for
Return $traj$

B False Positive Examples

Problem1:

Problem:

For any finite set X , let $|X|$ denote the number of elements in X . Define

$$S_n = \sum |A \cap B|,$$

where the sum is taken over all ordered pairs (A, B) such that A and B are subsets of $\{1, 2, 3, \dots, n\}$ with $|A| = |B|$. For example, $S_2 = 4$ because the sum is taken over the pairs of subsets

$$(A, B) \in \{(\emptyset, \emptyset), (\{1\}, \{1\}), (\{1\}, \{2\}), (\{2\}, \{1\}), (\{2\}, \{2\}), (\{1, 2\}, \{1, 2\})\},$$

giving $S_2 = 0 + 1 + 0 + 0 + 1 + 2 = 4$. Let $\frac{S_{2022}}{S_{2021}} = \frac{p}{q}$, where p and q are relatively prime positive integers. Find the remainder when $p + q$ is divided by 1000.

Response:

Step 1: Understand the problem

We are tasked with finding the value of S_n , which represents the sum of the sizes of the intersections of all pairs of subsets (A, B) of the set $\{1, 2, 3, \dots, n\}$ where $|A| = |B|$. We are then asked to find the ratio $\frac{S_{2022}}{S_{2021}}$ and express it as $\frac{p}{q}$, where p and q are relatively prime positive integers.

Step 2: Break down the problem into cases

To tackle this problem, let's first consider the possible cases for the intersection of two subsets A and B . We can categorize these cases based on the size of the intersection, which can range from 0 to n .

Step 3: Calculate the number of pairs for each case

For a given size k of the intersection, we can calculate the number of pairs (A, B) that satisfy this condition. This involves choosing k common elements for the intersection and then selecting the remaining elements for A and B from the remaining $n - k$ elements.

Step 4: Derive a formula for the sum of intersection sizes

Using the calculated number of pairs for each case, we can derive a formula for the sum of the intersection sizes, S_n . This formula will involve a summation over all possible intersection sizes k .

Step 5: Simplify the formula for S_n

After deriving the formula, we can simplify it to obtain a more manageable expression for S_n . This simplification will help us in calculating the ratio $\frac{S_{2022}}{S_{2021}}$.

Step 6: Calculate the ratio $\frac{S_{2022}}{S_{2021}}$

Using the simplified formula for S_n , we can calculate the ratio $\frac{S_{2022}}{S_{2021}}$ and express it as $\frac{p}{q}$, where p and q are relatively prime positive integers.

Step 7: Find the remainder when $p + q$ is divided by 1000

Finally, we need to find the remainder when $p + q$ is divided by 1000 to obtain the final answer.

The final answer is:

Figure 7: An example of jump in reasoning. Llama-3.1-70B-Instruct tackles one problem of the AIME benchmark.

Problem2:

Problem:

Let a, b, c be real numbers such that

$$|ax^2 + bx + c| \leq 1$$

for all $0 \leq x \leq 1$. Find the largest possible value of $|a| + |b| + |c|$.

Response:

To find the largest possible value of $|a| + |b| + |c|$ given that $|ax^2 + bx + c| \leq 1$ for all $0 \leq x \leq 1$, we start by examining the polynomial $f(x) = ax^2 + bx + c$ at specific points in the interval $[0, 1]$. These points are $x = 0$, $x = 1$, and $x = \frac{1}{2}$.

First, we evaluate $f(x)$ at these points:

$$\begin{aligned}f(0) &= c, \\f(1) &= a + b + c, \\f\left(\frac{1}{2}\right) &= \frac{a}{4} + \frac{b}{2} + c.\end{aligned}$$

Since $|f(x)| \leq 1$ for all $0 \leq x \leq 1$, we have the following inequalities:

$$\begin{aligned}|c| &\leq 1, \\|a + b + c| &\leq 1, \\ \left| \frac{a}{4} + \frac{b}{2} + c \right| &\leq 1.\end{aligned}$$

We want to maximize $|a| + |b| + |c|$. To do this, we consider the system of equations formed by setting $f(x)$ to its boundary values at these points. Let's assume $f(0) = 1$, $f(1) = 1$, and $f\left(\frac{1}{2}\right) = -1$. This gives us the system:

$$\begin{aligned}c &= 1, \\a + b + c &= 1, \\ \frac{a}{4} + \frac{b}{2} + c &= -1.\end{aligned}$$

Substituting $c = 1$ into the other two equations, we get:

$$\begin{aligned}a + b + 1 &= 1 \implies a + b = 0, \\ \frac{a}{4} + \frac{b}{2} + 1 &= -1 \implies \frac{a}{4} + \frac{b}{2} = -2.\end{aligned}$$

Since $a + b = 0$, we have $b = -a$. Substituting $b = -a$ into the second equation, we get:

$$\frac{a}{4} + \frac{-a}{2} = -2 \implies \frac{a}{4} - \frac{2a}{4} = -2 \implies -\frac{a}{4} = -2 \implies a = 8.$$

Then, $b = -a = -8$ and $c = 1$. Therefore, $|a| + |b| + |c| = 8 + 8 + 1 = 17$.

To confirm that this is indeed the maximum value, we check if the polynomial $f(x) = 8x^2 - 8x + 1$ satisfies the condition $|f(x)| \leq 1$ for all $0 \leq x \leq 1$. The vertex of the parabola $f(x) = 8x^2 - 8x + 1$ is at $x = -\frac{-8}{2 \cdot 8} = \frac{1}{2}$. Evaluating $f(x)$ at the vertex, we get:

$$f\left(\frac{1}{2}\right) = 8\left(\frac{1}{2}\right)^2 - 8\left(\frac{1}{2}\right) + 1 = 8 \cdot \frac{1}{4} - 4 + 1 = 2 - 4 + 1 = -1.$$

At the endpoints $x = 0$ and $x = 1$, we have:

$$\begin{aligned}f(0) &= 1, \\f(1) &= 8 \cdot 1^2 - 8 \cdot 1 + 1 = 8 - 8 + 1 = 1.\end{aligned}$$

Since $|f(x)| \leq 1$ for all $0 \leq x \leq 1$, the value $|a| + |b| + |c| = 17$ is indeed the maximum possible value.

Thus, the largest possible value of $|a| + |b| + |c|$ is $\boxed{17}$.

Figure 8: An example of logical error. Qwen2.5-Math-7B-Instruct tackles one problem of the MATH benchmark.

Problem3:

Problem:

If

$$\sqrt[3]{2} = a + \frac{1}{b + \frac{1}{c + \frac{1}{d + \dots}}},$$

where a, b, c, d are positive integers, compute b .

Response:

To find the value of b in the expression

$$\sqrt[3]{2} = a + \frac{1}{b + \frac{1}{c + \frac{1}{d + \dots}}},$$

we start by isolating the fractional part. Since $\sqrt[3]{2} \approx 1.25992$, we have $a = 1$. Therefore, we can rewrite the equation as

$$\sqrt[3]{2} = 1 + \frac{1}{b + \frac{1}{c + \frac{1}{d + \dots}}}.$$

Subtracting 1 from both sides, we get

$$\sqrt[3]{2} - 1 = \frac{1}{b + \frac{1}{c + \frac{1}{d + \dots}}}.$$

Next, we take the reciprocal of both sides:

$$b + \frac{1}{c + \frac{1}{d + \dots}} = \frac{1}{\sqrt[3]{2} - 1}.$$

To simplify $\frac{1}{\sqrt[3]{2}-1}$, we multiply the numerator and the denominator by the conjugate of the denominator, which is $(\sqrt[3]{2})^2 + \sqrt[3]{2} + 1$:

$$\frac{1}{\sqrt[3]{2} - 1} \cdot \frac{(\sqrt[3]{2})^2 + \sqrt[3]{2} + 1}{(\sqrt[3]{2})^2 + \sqrt[3]{2} + 1} = \frac{(\sqrt[3]{2})^2 + \sqrt[3]{2} + 1}{(\sqrt[3]{2})^3 - 1^3} = \frac{(\sqrt[3]{2})^2 + \sqrt[3]{2} + 1}{2 - 1} = (\sqrt[3]{2})^2 + \sqrt[3]{2} + 1.$$

Since $(\sqrt[3]{2})^2 = \sqrt[3]{4}$, we have

$$(\sqrt[3]{2})^2 + \sqrt[3]{2} + 1 = \sqrt[3]{4} + \sqrt[3]{2} + 1.$$

We know that $\sqrt[3]{4} + \sqrt[3]{2} + 1 \approx 3.31758$, so the integer part is 3. Therefore, $b = 3$.

To confirm, we can check the next term. Subtracting 3 from $\sqrt[3]{4} + \sqrt[3]{2} + 1$, we get

$$\sqrt[3]{4} + \sqrt[3]{2} + 1 - 3 = \sqrt[3]{4} + \sqrt[3]{2} - 2.$$

Taking the reciprocal, we have

$$\frac{1}{\sqrt[3]{4} + \sqrt[3]{2} - 2}.$$

Using the same method as before, we multiply the numerator and the denominator by the conjugate $(\sqrt[3]{4})^2 - (\sqrt[3]{2} \cdot 2) + 4$, but for simplicity, we can see that the next term will be such that the process repeats similarly.

Thus, the value of b is

$$\boxed{3}.$$

Figure 9: An example of calculation error. Qwen2.5-Math-7B-Instruct tackles one problem of the MATH benchmark.

Problem4:

Problem:

The superfactorial $n\$$ is defined as $n\$ = \underbrace{n!^{n! \dots n!}}_{n!}$. What is the units digit of $4\$$?

Response:

To determine the units digit of $4\$$, we start by evaluating the expression $4\$ = 4!^{4!^{4!^{4!}}}$. First, we calculate $4!$:

$$4! = 4 \times 3 \times 2 \times 1 = 24.$$

Thus, $4\$ = 24^{24^{24^{24}}}$. Next, we need to find the units digit of $24^{24^{24^{24}}}$. Notice that the units digit of a power of a number depends only on the units digit of the base. The units digit of 24 is 4, so we need to determine the units digit of $4^{24^{24^{24}}}$.

To do this, we observe the pattern in the units digits of the powers of 4:

$$\begin{aligned} 4^1 &= 4 \quad (\text{units digit is } 4), \\ 4^2 &= 16 \quad (\text{units digit is } 6), \\ 4^3 &= 64 \quad (\text{units digit is } 4), \\ 4^4 &= 256 \quad (\text{units digit is } 6), \\ &\vdots \end{aligned}$$

We see that the units digits repeat every 2 numbers: 4, 6, 4, 6, ... Therefore, the units digit of 4^n depends on whether n is odd or even. If n is odd, the units digit is 4, and if n is even, the units digit is 6.

Since $24^{24^{24}}$ is an even number (because any power of an even number is even), the units digit of $4^{24^{24^{24}}}$ is 6.

Thus, the units digit of $4\$$ is $\boxed{6}$.

Figure 10: An example of conceptual error. Qwen2.5-Math-7B-Instruct tackles one problem of the MATH benchmark.

C Implementation Details

C.1 Model Detection Prompt

Prompt:

You are an expert mathematician and your task is to verify the correctness of a step-by-step solution to a math problem. Carefully analyze each step for logical consistency, mathematical accuracy, and adherence to any given formulas or rules. Disregard minor errors that do not affect the validity of the final answer or are irrelevant to it.

Problem:

{problem}

Solution:

{solution}

Based on the problem and solution provided above:

1. Output True if the solution is considered correct.
2. Output False if the solution is considered incorrect and contains some errors.

Please comprehensively evaluate all the steps in the solution and provide only True or False as your final output.

C.2 Solution-Level Inference Scaling Settings

We employ the vLLM inference framework for our experiments. For the LLaMA series models, we set the sampling parameters to a temperature of 0.6 and a top_p value of 0.9, using the same prompts as those in the official evaluation. Similarly, for the Qwen series models, we configure the sampling parameters to a temperature of 0.7 and a top_p value of 0.8, maintaining consistency with the official evaluation prompts. Due to the potential for negative outputs, Qwen2.5-Math-RM-72B can not directly apply the Weighted Self-Consistency method. To address this, we simply employ $\frac{reward-min}{max-min}$ as its final reward, where *reward* represents the score of corresponding solution, *max* and *min* denote the maximum and minimum scores across N model responses, respectively.

C.3 Step-Level Inference Scaling Settings

The vLLM inference framework is also employed for step-level inference scaling. Sampling parameters are set to a temperature of 0.7 and a top_p value of 1.0 for both the LLaMA and Qwen series models. For the DVTS method, we configure the beam width to 4 and limit the process to a maximum of 40 iterations. In the MCTS method, we set the tree’s maximum depth to 40 and the tree width to 4.

D False Positive Detection Benchmark

We construct a false positive detection benchmark by leveraging both solution-level and step-level inference scaling methods. For solution-level inference scaling, we employ Llama-3.1-70B-Instruct and Qwen2.5-Math-72B-Instruct as policy models, evaluated on the AIME benchmark, with Qwen2.5-Math-RM-72B serving as the reward model. For step-level inference scaling, Llama-3.1-8B-Instruct and Qwen2.5-Math-7B-Instruct are utilized as policy models, assessed using the MATH100 benchmark, with Skywork-o1-Open-PRM-Qwen-2.5-7B as the reward model. Responses from Llama-3.1-8B-Instruct are selected using the Best-of-N method, while responses from Qwen2.5-Math-7B-Instruct are chosen via Weighted Self-Consistency. We adopt a sample size of $N = 256$ for our analysis. Ultimately, this benchmark comprises 453 data points, designed to evaluate the detection capabilities of “false positives” across diverse inference scaling approaches.