

# SnipGen: A Mining Repository Framework for Evaluating LLMs for Code

Daniel Rodriguez-Cardenas, Alejandro Velasco, and Denys Poshyvanyk

Department of Computer Science, William & Mary

Williamsburg, VA

Email: dhrodriguezcar, svelascodimate, dposhyvanyk{@wm.edu}

**Abstract**—Large Language Models (LLMs), such as transformer-based neural networks trained on billions of parameters, have become increasingly prevalent in software engineering (SE). These models, trained on extensive datasets that include code repositories, exhibit remarkable capabilities for SE tasks. However, evaluating their effectiveness poses significant challenges, primarily due to the potential overlap between the datasets used for training and those employed for evaluation. To address this issue, we introduce *SnipGen*, a comprehensive repository mining framework designed to leverage prompt engineering across various downstream tasks for code generation. *SnipGen* aims to mitigate data contamination by generating robust testbeds and crafting tailored data points to assist researchers and practitioners in evaluating LLMs for code-related tasks. In our exploratory study, *SnipGen* mined approximately 227K data points from 338K recent code changes in GitHub commits, focusing on method-level granularity. *SnipGen* features a collection of prompt templates that can be combined to create a Chain-of-Thought-like sequence of prompts, enabling a nuanced assessment of LLMs’ code generation quality. By providing the mining tool, the methodology, and the dataset, *SnipGen* empowers researchers and practitioners to rigorously evaluate and interpret LLMs’ performance in software engineering contexts.

**Index Terms**—Deep learning, code generation, datasets, large language models, evaluation

## I. INTRODUCTION

Large Language Models (LLMs) have demonstrated significant success across diverse software engineering (SE) tasks, including code auto-completion [1]–[5], code summarization [6], [7], code review [8], [9], code translation [10], clone detection [11], [12], and program repair [13]–[19]. LLMs are neural models trained on huge datasets including complete GitHub repositories. Common testbeds for evaluating LLMs for code such as HumanEval, MBPP and CodeXGlue are no longer sufficient [20]. In addition, as benchmarks and testbeds are released, new LLMs probably already seen those testbeds. Therefore the testbeds are prone to be outdated as soon as a new LLM is released.

LLMs perform complex tasks by relying on statistical knowledge acquired from data distributions, a phenomenon described by Wei et al. as *emerging capabilities* [21]. Given the limited understanding of the nature of this phenomenon, we can formulate an important question: *under what conditions LLMs produce the desired output?* Prompt engineering addresses this question by harnessing these capabilities, guiding LLMs to make more accurate predictions. Furthermore, given

that LLMs can extract rules from the provided context (*i.e.*, in-context learning), prompt engineering is a natural and intuitive way for people to use LLMs.

Recent studies have demonstrated that LLMs exhibit improvements in accuracy for downstream tasks when prompts are enhanced and augmented [22], [23]. Moreover, new methods for crafting better prompts are being explored. For example, Beurer-Kellner et al. [24] introduce the idea of Language Model Programming (LMP) which combines text-based prompting with scripting. Furthermore, Wei et al. [25] shows that the incorporation of Chain-of-Thought (CoT) significantly improves the ability of LLMs to perform complex reasoning.

Understanding the internal mechanisms of LLMs presents a significant challenge. Current datasets and benchmarks often lack the curated data necessary for thorough performance analyses. Therefore, there is a critical need for consistent data points to effectively evaluate the performance of LLMs across various SE tasks. We argue that well-designed testbeds and prompts are the key to accurately assessing LLMs understanding of complex information, such as task-related semantics.

To bridge the gap between existing datasets and benchmarks, we developed *SnipGen*. *SnipGen* is a framework to collect source code snippets from GitHub. Each snippet is automatically augmented with prompts tailored for various software tasks. Practitioners and researchers can query and generate new prompts according to the SE task and experiment with different configurations for evaluating LLMs for code. Our goal is to provide resources that can more accurately assess the performance of LLMs and aid in the construction of more detailed benchmarks.

The contributions of this paper are listed as follows: 1) A Framework for mining software repositories and crafting data points augmented with prompts for specific SE downstream tasks. 2) a generated testbed comprising Python snippets with calculated features from the AST, natural language, and vulnerabilities analysis [26]. 3) Prompt-generated dataset with mutated snippets crafted for Code Completion, Commit generation, and Code summarization. 4) source code and complementary material used in this research are published in an open-source repository [27].

## II. THE *SnipGen* FRAMEWORK

*SnipGen* is a framework to extract snippets at method granularity from GitHub. *SnipGen* follow steps for curating the

extracted raw data and take features from the data such as the number of identifiers, vocabulary, tokens, etc. Features derived from their AST representations and further complementary data. Our dataset can potentially improve the quality of the predictions in downstream tasks by augmenting the prompts, thereby enabling LLMs to perform more effectively.

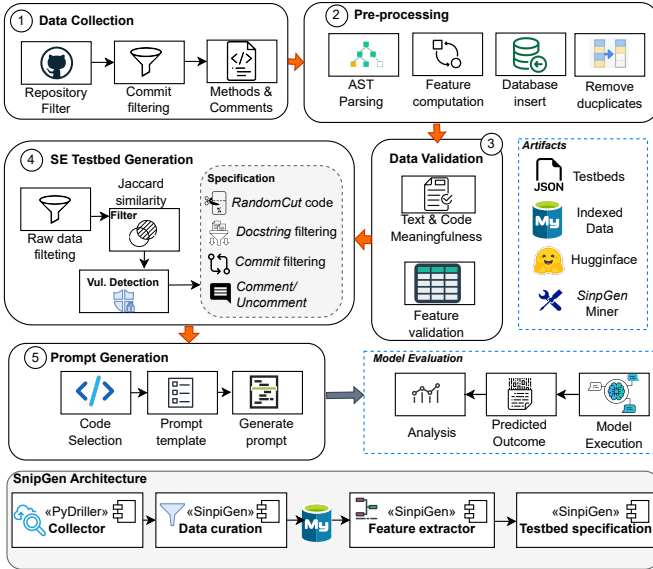


Fig. 1: *SnipGen* Data collection and prompt generation

Fig. 1 depicts the process followed by *SnipGen* to generate a testbed and the *SnipGen* architecture. The *SnipGen* architecture comprises components to collect, curate, store, extract, and generate a SE-oriented testbed. The process begins with ①, the Data Collection phase, where source code snippets are extracted with *pydriller* library [28] from selected repositories in GitHub given a time window. A set of snippets representing a Python method is extracted from each commit. This is followed by ②, a Pre-processing step, where the -Data Curation- *SnipGen* component stores the raw data in a *MySQL* database. Once the data is formatted and saved in the storage, *SnipGen* looks for exact match snippets and removes duplicates. The -Feature extractor- component parses the code into the AST representation using tree-sitter [29] and computes associated features (*i.e.*, the number of AST levels, AST nodes, comments, function name).

The data validation at step ③ is a manual evaluation where the authors confirm the dimension values and the meaningfulness of the *Docstring* and linked code, the two authors first selected the *docstring* with more than 20 words and evaluate the description against the code snippet. The description must depict the steps or intention of the snippet.

The testbed generation step ④, filters the raw data, evaluates the Jaccard similarity, and identifies vulnerable code. The raw filtering depends on the SE task, for example for code completion *SnipGen* filters the valid code with more than two lines of code. *SnipGen* uses CodeQL [30] for vulnerability detection and appends the vulnerability location on the snippet. Finally, step ⑤ uses the selected snippets from ④ and

applies the prompt template to the aimed SE task generating a final prompt. *SnipGen* enables the model evaluation and benchmarking as used in [31]–[33]. The following subsections include a detailed description of the features of each data point.

### A. Data Point Feature Structure

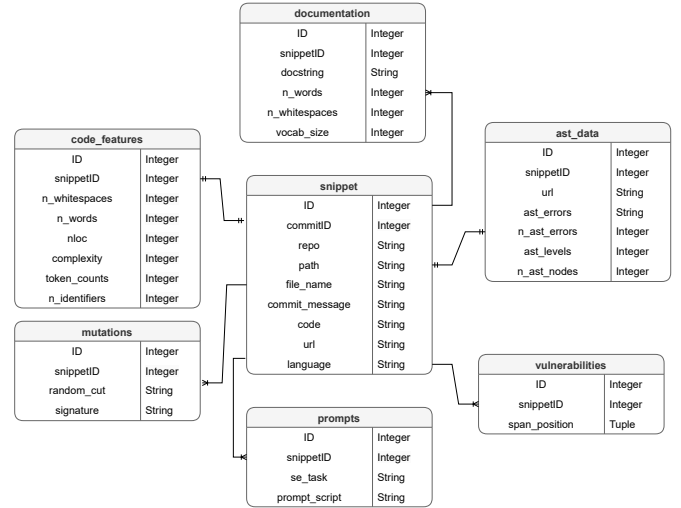


Fig. 2: *SnipGen* data schema. The snippet represents the core commit collected with documentation. Linked tables contain calculated features.

*SnipGen* can collect a set of Python methods that serve as evaluative data points. Each data point has associated features at seven dimensions as observed at Fig. 2. These seven dimensions describe the static feature from the snippet. We aim to link code fragments with their properties. The first dimension corresponds to snippets’ identification, which includes the *commit\_id* (*i.e.*, commit hash), *repository* name, *path*, *file\_name*, *fun\_name*, *commit\_message*. The second dimension is related to the associated documentation *docstring*. The *docstring* extended to complementary natural language features such as *n\_words*, *vocab\_size*, *language*, and *n\_whitespaces*. The third dimension corresponds to the snippet’s syntactic information, which includes the actual code base, *n\_ast\_errors*, *n\_ast\_levels*, *n\_ast\_nodes*, *n\_words*, *vocab\_size*, *token\_count*, and *n\_whitespaces*. The fourth dimension corresponds to canonical software metrics, which include *nloc*, *complexity*, *n\_identifiers*. The fifth dimension depicts the span position for vulnerabilities detected from the *code* snippet. The sixth dimension is associated with the snippet mutation when the code is randomly cut one line after the signature, therefore *SnipGen* identifies the signature as the original *snippetID* and cut code. Finally, the seventh dimension comprises the linked features to the generated prompt. *SnipGen* labels the prompt to the SE task and the prompt configuration.

### B. Software Engineering Testbed Task

Data curation, pre-processing, and data validation produce a testbed oriented to evaluate a model. For instance, a *RandomCut* and *WithDocString* testbeds might evaluate the model

TABLE I: Prompt templates for each SE task using collected *SnipGen* features.

SE Task	ID	Prompt Template
<i>Code completion</i>	P1	Complete the following <language>method: <RandomCut >
	P2	You have a <language>function named <signature>, the function starts with the following code <RandomCut >. The function is in charge of <docstring >
	P3	Create a function that accomplish the following functionality in <language>code: <docstring >
<i>Commit generation</i>	P4	Please describe the following code change to create log message: status before <RandomCut >status now <code>
<i>Summ.</i>	P5	I need a summary for the following code: <code>
<i>Processing prompt</i>	P6	Change the method signature by <signature>
	P7	Reduce or complete the method using only <nloc >lines of code
	P8	remove comments; remove summary; remove throws; remove function modifiers

at SE tasks, such as *code completion*—generating code to fill in missing parts of a function. *WithDocString* testbed selects the snippets with valid documentation and code so the LLM input compresses both a description and code. *FromCommit* testbed is focused on selecting meaningful commit messages and linked source code so that to evaluate either *commit generation*—producing commit messages based on code changes or *code generation* producing the complete snippet from the description. *FromDocString* testbed select only meaningful code descriptions (*i.e.*, only *docstring*) to generate the code snippet also configuring a code generation case. *SnipGen* can be used to evaluate *code summarization*—creating natural language descriptions of the functionality implemented in the provided source code. If we select the original code from the *WithDocString* testbed and the ones at the top of docstring length then we can use the testbed for summarization.

### C. Prompt templates

The effectiveness of LLMs in code generation is greatly influenced by prompt design. At this point *SnipGen* only produces a set of data points that can be organized as an input for an autoregressive LLM since the tesbed contains the input and the expected output. *SnipGen* combines prompt templates and gathered data points to build the final prompt input. The structure, keywords, and context of a prompt play a crucial role in shaping results and analyses. Prompts can be configured as a single-step or multi-step, with the latter allowing iterative refinement based on the model’s initial response. Chau et al. [34] explore such multi-step configurations. Table I lists eight prompt templates, practitioners can modify the template according to the evaluation task. From the proposed list, P1–P5 supports single-step SE tasks, while P6–P8 enables multi-step processing by combining prompts to refine outputs. For instance, *SnipGen* can combine P1 + P8, P3 + P6, or P3 + P8 for code completion.

For *code completion*, *SnipGen* defines three prompts. P1 asks the model to complete a method from a randomly selected cut position (*RandomCut*) in the specified programming language (*language*). P2 extends P1 by including additional details, such as the method’s *signature* and *docstring*. P3, in contrast, provides only an NL description extracted from the method’s *docstring*. In commit generation, P4 instructs the model to create an NL description of the changes made

to transform the *RandomCut* version of a method into its complete code (*code*). P5 is designed to ask the model to generate the commit message from the mutated code and the actual code. Lastly, in *code summarization*, P6 provides only the code, which the model uses to generate a corresponding summary.

### D. *SnipGen* Prompt Generation and Use

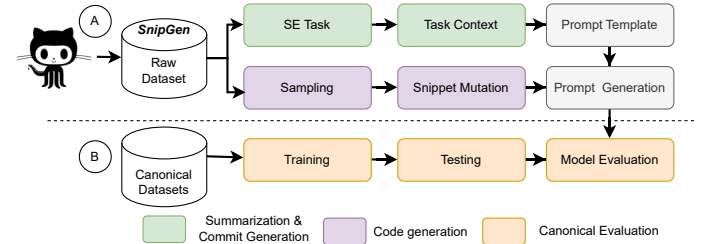


Fig. 3: *SnipGen* Dataset and use. A describes the *SnipGen* data collection and steps until prompt generation. B describes the canonical path for training and evaluate LLMs

The *SnipGen* framework is designed to select a SE task and evaluate a LLM using the testbed with a given context with a designed prompt. Fig. 3 depicts the options a practitioner has to evaluate a LLM. The database supports a query to filter the snippets according to the SE task, for instance for code completion we can sample the snippets with linked *docstring* with more than 10 words, this provides the task context (see, Fig. 3 section (A)). The prompt generation might contain a mutated snippet such as *RandomCut* to perform the required task. For example, for code completion, we will need a partial code snippet that must be auto-completed by the LLM therefore we need to cut the original snippet smartly. *SnipGen* can use the *RandomCut* method to split the code beyond the method signature. Practitioners can still evaluate the model using *canonical* datasets and metrics to compare against the new collected *SnipGen* testbed.

## III. EXPERIENCE REPORT

In this section, we describe our experience of using *SnipGen* for collecting a testbed and generating a set of prompts. We also briefly describe three use cases illustrating how *SnipGen* was successfully used to evaluate LLMs for code.

### A. *SnipGen* Testbed Generation

The experience with *SnipGen* begins by mining repositories from GitHub, as detailed in Sec. II. We focused on the most popular Python repositories, applying the following query filters: *language:Python fork:false size:>= 30000 pushed:>2021-12-31 stars: > 2000*. The query gathers the most popular repositories in Python. We selected the top 200 repositories including *keras*, *numpy*, *pandas*, *sentry*, *etc.* We extracted the new snippets reported on commits between 2022 and 2023 from selected repositories. Then we used the *data curation* to remove duplicates and *feature extraction* to generate and extract the associated features. We configured

TABLE II: Dataset size and deduplication percentage

SE Task	Testbed	I/O	Dupes	Dupe %	Size	Prompts
Code Completion	<i>RandomCut</i>	code $\Rightarrow$ code	120	2.4%	4880	9760
	<i>WithDocString</i>	code&text $\Rightarrow$ code	145	2.9%	4855	9710
Code Generation	<i>FromDocString</i>	text $\Rightarrow$ code	76	1.5%	4924	14772
	<i>FromCommit</i>	text $\Rightarrow$ code	97	1.9%	4903	4903
Summarization	<i>SummarizationGen</i>	code $\Rightarrow$ text	156	3.1%	4844	4844
Vulnerabilities	<i>VulnerabilitySpan</i>	code $\Rightarrow$ code	2	0.4%	410	410

a 0.7 similarity threshold [35], [36] to de-duplicate snippets using HuggingFace tokenizer BPE. *SnipGen* saves the raw data and their features into a JSON and a database. We randomly validated 960 out of  $\approx 227K$  data points to confirm the extracted features and the meaningfulness of the *Docstring* and linked code.

We sampled until  $5k$  data points from the *RawData* testbed to construct six testbeds, each tailored for a specific SE task as described at Sec. II-B. To create *RandomCut*, we selected data points with more than 10 tokens or 100 characters, and subsequently, each data point was randomly truncated after the method signature. For *SummarizationGen* and *FromCommit*, we filtered *RawDataDocstring* data points with more than 10 words or 50 characters. Table. II provides information about the SE task associated with each curated testbed, the percentage of detected duplicates, the final size, and the generated number of prompts.

### B. Successful Use Cases

**Galeras** [31]: Galeras is a benchmark for measuring the causal effect of SE prompts for code completion. Galeras configures a set of treatments to assess the influence of potential confounders on the outcomes of ChatGPT (*i.e.*, GPT-4). The selected confounders are: *prompt\_size* (from prompts), *n\_whitespaces* (from documentation), *token\_counts*, and *nloc* (from *code\_features*). This use case of *SnipGen* demonstrates that prompt engineering strategies (such as those listed in Table I - processing prompt) have distinct causal effects on the performance of ChatGPT.

**SyntaxEval** [33]: In this use case *SyntaxEval* evaluates the ability of Masked Language Models (*i.e.*, Encoder-based Transformers) to predict tokens associated with specific types in the AST representation (*i.e.*, syntactic features). *SyntaxEval* used *SnipGen* to construct a **code completion** testbed with approximately  $50K$  Python snippets. *SyntaxEval* aims to account for potential confounders such as *ast\_data* and *code\_features* (illustrated in Fig. 2), the analysis revealed no evidence that the evaluated syntactic features influenced the accuracy of the selected models’ predictions.

**ASTxplainer** [32]: *ASTxplainer* is an explainability method designed to assess how effectively a LLM (*e.g.*, decoder-based transformers) predicts syntactic structures. *ASTxplainer* aggregates next-token prediction values through syntactic decomposition, quantified as AsC-Eval values to evaluate the effectiveness. *ASTxplainer* findings reveal that the ability to predict syntactic structures strongly depends on the LLM’s parameter size and fine-tuning strategy. Furthermore, causal analysis controlling for confounding variables (*e.g.*, *ast\_data*

and *code\_features*) shows that AsC-Eval values at the snippet level negatively impact the cross-entropy loss of the evaluated LLMs.

## IV. SIMILAR DATASETS

Significant efforts have produced datasets for evaluating LLMs in SE tasks, including DeepFix for program repair [37], CodeContest and CoNaLa for program synthesis [38], [39], and *CodeSearchNet* for code retrieval [40]. Expansions like *CodeXGLUE* [41], xCodeEval [42] target broader tasks, while benchmarks such as *HumanEval* and *SecurityEval* focus on functional correctness and vulnerabilities [43], [44]. Despite these efforts, existing datasets often suffer from contamination [20], [45], with overlaps between training and evaluation data, and benchmarks are prone to memorization by models [46], limiting their effectiveness in assessing true generalization.

Recent research work has explored the dynamic generation of prompts and testbeds, for instance, *EvoPrompt* is a framework for automatic discrete prompt optimization that connects LLMs with Evolutionary Algorithms [47]. *Evol-instruct* is a systematic approach to generate instruction-response pairs by iteratively improving prompts and responses through model self-enhancement [48]. *LiveCodeBench* is a benchmark for evaluating LLMs designed to generate code [20]. Unlike *SnipGen*, *LiveCodeBench* addresses issues of data contamination by using continuously updated problems from online coding competitions.

## V. LIMITATIONS AND FUTURE WORK

**Documentation Quality Analysis:** Meaningfulness evaluation for the *docstring* and linked code can not be automatized and depends on the project context. To handle this limitation, we conducted a manual validation. As part of future work, *SnipGen* should streamline the manual validation process and ascertain the significance of comments and documentation within the snippets.

**Vulnerability Detection:** The detection of vulnerabilities is reliant solely on the CodeQL tool and its updates; we did not employ any alternative tools to validate these results.

**Assumption Regarding Snippet Exposure:** *SnipGen* mitigates to select “contaminated” data (*i.e.*, already seen snippets) by selecting snippets from specific commit time windows. A practitioner can specify the time windows depending on the LLM release date. *SnipGen* aims to reduce data contamination by including a prompt and varying the cut code. However, it’s important to note that the extracted code changes might include older lines of code or reused code fragments. Our evaluation does not encompass the entire project history to identify older references.

For future work, 1) we propose to extend this dataset to support multiple programming languages; 2) Integrate a wider number of SE tasks. 3) Rank each data point according to the cyclomatic complexity number of AST nodes, documentation, and number of identifiers. The rank will prove better criteria on which snippets are more interesting to evaluate the LLM.

## REFERENCES

- [1] J. Austin, A. Odena, M. Nye *et al.*, “Program synthesis with large language models,” 2021.
- [2] D. Hendrycks, S. Basart, S. Kadavath *et al.*, “Measuring coding challenge competence with APPS,” *CoRR*, vol. abs/2105.09938, 2021.
- [3] M. Chen, J. Tworek, H. Jun *et al.*, “Generation Probabilities are Not Enough: Improving Error Highlighting for AI Code Suggestions,” 2021, publisher: arXiv Version Number: 2.
- [4] M. White, C. Vendome, M. Linares-Vasquez *et al.*, “Toward deep learning software repositories,” in *2015 IEEE/ACM 12th Working Conference on Mining Software Repositories*, 2015, pp. 334–345.
- [5] M. Ciniselli, N. Cooper, L. Pascarella *et al.*, “An empirical study on the usage of transformer models for code completion,” *IEEE Transactions on Software Engineering*, vol. 48, no. 12, pp. 4818–4837, 2022.
- [6] A. LeClair, A. Bansal, and C. McMillan, “Ensemble Models for Neural Source Code Summarization of Subroutines,” Jul. 2021, arXiv:2107.11423 [cs].
- [7] K. Moran, A. Yachnes, G. Purnell *et al.*, “An empirical investigation into the use of image captioning for automated software documentation,” in *2022 IEEE International Conference on Software Analysis, Evolution and Reengineering (SANER)*, 2022, pp. 514–525.
- [8] R. Tufano, L. Pascarella, M. Tufano *et al.*, “Towards automating code review activities,” in *2021 IEEE/ACM 43rd International Conference on Software Engineering (ICSE)*, 2021, pp. 163–174.
- [9] R. Tufano, S. Masiero, A. Mastropaolo *et al.*, “Using pre-trained models to boost code review automation,” in *2022 IEEE/ACM 44th International Conference on Software Engineering (ICSE)*, 2022, pp. 2291–2302.
- [10] A. T. Nguyen and T. N. Nguyen, “Graph-based statistical language model for code,” in *ICSE’15*. IEEE Press, 2015, p. 858–868.
- [11] M. White, M. Tufano, C. Vendome *et al.*, “Deep learning code fragments for code clone detection,” in *2016 31st IEEE/ACM International Conference on Automated Software Engineering (ASE)*, 2016, pp. 87–98.
- [12] M. Tufano, C. Watson, G. Bavota *et al.*, “Deep learning similarities from different representations of source code,” in *2018 IEEE/ACM 15th International Conference on Mining Software Repositories (MSR)*, 2018, pp. 542–553.
- [13] —, “Learning How to Mutate Source Code from Bug-Fixes,” *ICSME 2019*, pp. 301–312, 2019.
- [14] Y. Zhou, S. Liu, J. Siow *et al.*, “Devign: Effective Vulnerability Identification by Learning Comprehensive Program Semantics via Graph Neural Networks.”
- [15] M. White, M. Tufano, M. Martínez *et al.*, “Sorting and transforming program repair ingredients via deep learning code similarities,” in *2019 IEEE 26th International Conference on Software Analysis, Evolution and Reengineering (SANER)*, 2019, pp. 479–490.
- [16] M. Tufano, J. Pantuchina, C. Watson *et al.*, “On learning meaningful code changes via neural machine translation,” in *2019 IEEE/ACM 41st International Conference on Software Engineering (ICSE)*, 2019, pp. 25–36.
- [17] M. Tufano, C. Watson, G. Bavota *et al.*, “An empirical investigation into learning bug-fixing patches in the wild via neural machine translation,” in *2018 33rd IEEE/ACM International Conference on Automated Software Engineering (ASE)*, 2018, pp. 832–837.
- [18] Z. Chen, S. Kommrusch, M. Tufano *et al.*, “Sequencer: Sequence-to-sequence learning for end-to-end program repair,” *IEEE Transactions on Software Engineering*, vol. 47, no. 9, pp. 1943–1959, 2021.
- [19] A. Connor, A. Harris, N. Cooper *et al.*, “Can we automatically fix bugs by learning edit operations?” in *2022 IEEE International Conference on Software Analysis, Evolution and Reengineering (SANER)*. Los Alamitos, CA, USA: IEEE Computer Society, mar 2022, pp. 782–792.
- [20] N. Jain, K. Han, A. Gu *et al.*, “LiveCodeBench: Holistic and Contamination Free Evaluation of Large Language Models for Code,” Jun. 2024, arXiv:2403.07974 [cs].
- [21] J. Wei, Y. Tay, R. Bommasani *et al.*, “Emergent Abilities of Large Language Models,” Oct. 2022, arXiv:2206.07682 [cs].
- [22] Y. Zhou, A. I. Muresanu, Z. Han *et al.*, “Large language models are human-level prompt engineers,” *ArXiv*, vol. abs/2211.01910, 2022.
- [23] J. White, S. Hays, Q. Fu *et al.*, “Chatgpt prompt patterns for improving code quality, refactoring, requirements elicitation, and software design,” *ArXiv*, vol. abs/2303.07839, 2023.
- [24] L. Beurer-Kellner, M. Fischer, and M. Vechev, “Prompting is programming: A query language for large language models,” *Proc. ACM Program. Lang.*, vol. 7, no. PLDI, jun 2023.
- [25] J. Wei, X. Wang, D. Schuurmans *et al.*, “Chain-of-Thought Prompting Elicits Reasoning in Large Language Models,” Jan. 2023, arXiv:2201.11903 [cs].
- [26] D. Rodriguez-Cardenas, “Snipgen tesbed to evaluate llms for code,” <https://doi.org/10.5281/zenodo.14279563>, January 2025.
- [27] S. R. Group, “Snipgen: A code snippet generation tool,” <https://github.com/WM-SEMERU/snipgen>, 2025, accessed: 2025-01-30.
- [28] PyDriller Contributors, “Pydriller documentation,” <https://pydriller.readthedocs.io/en/latest/>, n.d., accessed: 2024-11-29.
- [29] Tree-Sitter Contributors, “Tree-sitter documentation,” <https://tree-sitter.github.io/tree-sitter/>, n.d., accessed: 2024-11-29.
- [30] GitHub, “About codeql,” <https://codeql.github.com/docs/codeql-overview/about-codeql/>, n.d., accessed: 2024-11-29.
- [31] D. Rodriguez-Cardenas, D. N. Palacio, D. Khati *et al.*, “Benchmarking Causal Study to Interpret Large Language Models for Source Code,” in *2023 IEEE International Conference on Software Maintenance and Evolution (ICSME)*. Los Alamitos, CA, USA: IEEE Computer Society, Oct. 2023, pp. 329–334.
- [32] D. N. Palacio, A. Velasco, D. Rodriguez-Cardenas *et al.*, “Evaluating and Explaining Large Language Models for Code Using Syntactic Structures,” Aug. 2023, arXiv:2308.03873.
- [33] A. Velasco, D. N. Palacio, D. Rodriguez-Cardenas *et al.*, “Which syntactic capabilities are statistically learned by masked language models for code?” in *Proceedings of the 2024 ACM/IEEE 44th International Conference on Software Engineering: New Ideas and Emerging Results*, ser. ICSE-NIER’24. New York, NY, USA: Association for Computing Machinery, 2024, p. 72–76.
- [34] C. Liu, X. Bao, H. Zhang *et al.*, “Improving ChatGPT Prompt for Code Generation,” May 2023, arXiv:2305.08360 [cs].
- [35] M. Allamanis, “The adverse effects of code duplication in machine learning models of code,” in *OOPLSA*, 2019, pp. 143–153.
- [36] C. Wang, K. Cho, and J. Gu, “Neural Machine Translation with Byte-Level Subwords,” Dec. 2019, arXiv:1909.03341.
- [37] R. Gupta, S. Pal, A. Kanade *et al.*, “DeepFix: Fixing Common C Language Errors by Deep Learning,” *Proceedings of the AAAI Conference on Artificial Intelligence*, vol. 31, no. 1, Feb. 2017, number: 1.
- [38] Y. Li, D. Choi, J. Chung *et al.*, “Competition-Level Code Generation with AlphaCode,” Feb. 2022, arXiv:2203.07814.
- [39] P. Yin, B. Deng, E. Chen *et al.*, “Learning to mine aligned code and natural language pairs from stack overflow,” in *International Conference on Mining Software Repositories*, ser. MSR. ACM, 2018, pp. 476–486.
- [40] H. Husain, H.-H. Wu, T. Gazit *et al.*, “CodeSearchNet challenge: Evaluating the state of semantic code search,” *arXiv preprint arXiv:1909.09436*, 2019.
- [41] S. Lu, D. Guo, S. Ren *et al.*, “CodeXGLUE: A machine learning benchmark dataset for code understanding and generation.”
- [42] M. A. M. Khan, M. S. Bari, X. L. Do *et al.*, “xCodeEval: A Large Scale Multilingual Multitask Benchmark for Code Understanding, Generation, Translation and Retrieval,” Nov. 2023, arXiv:2303.03004.
- [43] M. Chen, J. Tworek, H. Jun *et al.*, “Evaluating Large Language Models Trained on Code,” Jul. 2021, arXiv:2107.03374 [cs].
- [44] M. L. Siddiq and J. C. S. Santos, “Securityeval dataset: Mining vulnerability examples to evaluate machine learning-based code generation techniques,” in *Proceedings of the 1st International Workshop on Mining Software Repositories Applications for Privacy and Security*, ser. MSR4P&S 2022. New York, NY, USA: Association for Computing Machinery, 2022, p. 29–33.
- [45] A. Yadav, H. Beniwal, and M. Singh, “PythonSaga: Redefining the Benchmark to Evaluate Code Generating LLMs,” in *Findings of the Association for Computational Linguistics: EMNLP 2024*. Miami, Florida, USA: Association for Computational Linguistics, 2024, pp. 17 113–17 126.
- [46] D. Ramos, C. Mamede, K. Jain *et al.*, “Are large language models memorizing bug benchmarks?” 2024.
- [47] Q. Guo, R. Wang, J. Guo *et al.*, “Connecting Large Language Models with Evolutionary Algorithms Yields Powerful Prompt Optimizers,” Feb. 2024, arXiv:2309.08532 [cs].
- [48] C. Xu, Q. Sun, K. Zheng *et al.*, “WizardLM: Empowering Large Language Models to Follow Complex Instructions,” Jun. 2023, arXiv:2304.12244.