

The Stochastic Parrot on LLM’s Shoulder: A Summative Assessment of Physical Concept Understanding

Mo Yu^{1*} Lema Liu^{1*} Junjie Wu^{2*} Tsz Ting Chung^{2*} Shunchi Zhang^{3*}

Jiangnan Li¹ Dit-Yan Yeung² Jie Zhou¹

¹WeChat AI, Tencent ²HKUST ³JHU

moyumyu@global.tencent.com redmondliu@tencent.com

{junjie.wu, ttchungac}@connect.ust.hk szhan256@cs.jhu.edu

<https://physico-benchmark.github.io>

Abstract

In a systematic way, we investigate a widely asked question: *Do LLMs really understand what they say?*, which relates to the more familiar term *Stochastic Parrot*. To this end, we propose a summative assessment over a carefully designed physical concept understanding task, PHYSICO. Our task alleviates the memorization issue via the usage of grid-format inputs that abstractly describe physical phenomena. The grids represent varying levels of understanding, from the core phenomenon, application examples to analogies to other abstract patterns in the grid world. A comprehensive study on our task demonstrates: (1) state-of-the-art LLMs, including GPT-4o, o1 and Gemini 2.0 flash thinking, lag behind humans by $\sim 40\%$; (2) the stochastic parrot phenomenon is present in LLMs, as they fail on our grid task but can describe and recognize the same concepts well in natural language; (3) our task challenges the LLMs due to intrinsic difficulties rather than the unfamiliar grid format, as in-context learning and fine-tuning on same formatted data added little to their performance.

1 Introduction

Recent years have witnessed remarkable advancements in large language models (LLMs) (Brown et al., 2020; Achiam et al., 2023; Team et al., 2023). Thanks to the substantial model capacity and massive training data, LLMs have achieved new state-of-the-arts on a variety of NLP tasks, even surpassing humans on some of them (Min et al., 2023; Chang et al., 2024). Nowadays the application of LLMs has become widespread, facilitating daily work and life, and profoundly influencing people’s work and lifestyles (Bommasani et al., 2021; Peng et al., 2024; Demszky et al., 2023).

On the other hand, despite the great success of LLMs, many researchers argue that *LLMs may not*

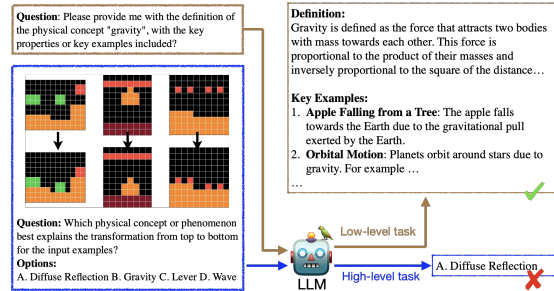


Figure 1: Illustration of a “Stochastic Parrot” by our PHYSICO task consisting of both **low-level** and **high-level** subtasks in parallel. For a concept *Gravity*, an LLM can generate its accurate description in natural language, but cannot interpret its grid-format illustration.

really understand what they claim they do (Bender and Koller, 2020; Bender et al., 2021; Bommasani et al., 2021; Mitchell and Krakauer, 2023) due to their strong memorization ability. In particular, Bender et al. (2021) questioned whether LLMs are just *Stochastic Parrots* that repeat words based on correlations without true understanding. This argument has been acknowledged by many research papers and dozens of them even include this term in their titles.¹ Unfortunately, to our best knowledge, there are no quantitative experiments to verify the stochastic parrot phenomenon in LLMs. Existing studies indicate that LLMs may fail on one particular challenging task (Chakrabarty et al., 2022; Shapira et al., 2023; Hessel et al., 2023; Tong et al., 2024), but they do not demonstrate that LLMs claimed to understand those tasks by providing a controlled and paired evidence.

This paper aims to provide quantitative evidence to validate the argument of stochastic parrot in LLMs. To this end, from the perspective of educational and cognitive psychology, we first employ the approach of summative assessment (Black and Wiliam, 1998a,b) to measure understanding in LLMs. Its key idea is to design various tasks that

¹<https://scholar.google.com/scholar?hl=en&q=llms+are+stochastic+parrot>.

*Equal contribution.

test different understanding levels regarding a specific concept. Following the principle of Bloom’s taxonomy (Armstrong, 2010; Krathwohl, 2002), we design tasks that reflect different levels of understanding. Consequently, we develop PHYSICO, a task designed to assess understanding of basic physical concepts from high school such as *Gravity*. Our focus on physical concepts stems from both their fundamental relevance to important topics of world models and embodied systems (Savva et al., 2019; Duan et al., 2022; Xiang et al., 2023), and their rich denotations and connotations that enable effective design of summative assessment tasks.

Specifically, PHYSICO includes two subtasks corresponding to two coarse levels of understanding in Bloom’s taxonomy, as shown in Figure 1. One is the low-level understanding subtask in the natural language format, aimed at measuring the remembering (or memorization) ability of LLMs. The other involves the same concepts but in an abstract representation format inspired by (Chollet, 2019), which is designed to measure the high-level understanding beyond remembering of LLMs.

We conduct comprehensive experiments on PHYSICO with representative open-source and commercial LLMs.² We obtain two key findings: (1) State-of-the-art LLMs perform perfectly on the low-level understanding subtask (>95% in Accuracy) but lags behind humans by a large margin (~40% in Accuracy) on the high-level subtask, which verifies the stochastic parrot phenomenon in LLMs. (2) Further analysis shows that our high-level subtask challenges LLMs due to the intrinsic difficulty of deep understanding rather than the unfamiliar format.

This paper makes the following contributions:

- We introduce a psychology-appealing approach (summative assessment) and a corresponding task PHYSICO to measure the understanding of LLMs.
- Based on PHYSICO, we provide a quantitative experiment to successfully verify the stochastic parrot phenomenon in LLMs.
- As a by-product, our work presents a challenging comprehension task for existing text-only and multimodal LLMs, which establishes a substantial performance gap between humans and machines.

²Throughout this paper, LLM refers to either standard text-only LLMs or large multimodal models for simplicity.

2 Measuring Concept Understanding via Summative Assessment

It is intrinsically challenging to measure the extent to which LLMs understand a sentence or concept. Indeed, Bender and Koller (2020) provide a definition of "understanding" from a linguistic perspective, but this definition depends on another abstract and unmeasurable term, "*meaning*". Therefore, even with this definition, accurately measuring "understanding" remains elusive.

We approach the measurement of whether LLMs understand a concept from an educational and cognitive perspective, using **summative assessment** (Black and Wiliam, 1998a,b; Harlen and James, 1997). Summative assessment is widely used by educators as an appealing strategy to evaluate students’ understanding and knowledge acquisition in educational and cognitive psychology. For example, when middle school physics teachers want to know whether a student truly understands the concept "*Gravity*", they would design a series of questions specifically related to the concept of gravity to assess comprehension, *e.g.*, the properties like inverse square law and examples like orbital motions. If a student struggles to answer many of these questions, the teacher may conclude that the student does not understand the concept well or has a poor grasp of it.

We extend the idea of summative assessment to evaluating the concept understanding of machines. Formally, assume \mathcal{S} denotes an intelligent system and \mathcal{C} is a specific concept. To evaluate the extent how \mathcal{S} understands the concept \mathcal{C} , our summative assessment includes the following two steps:

- *Task design towards \mathcal{C}* : design several concept understanding tasks, each of which consists of several questions manually created towards understanding the concept \mathcal{C} .
- *Evaluating \mathcal{S}* : ask \mathcal{S} to answer the questions from the tasks and calculate its accuracy.

Requirements for Validity The success (validity) of the proposed evaluation approach highly depends on the task design (Black and Wiliam, 1998a,b). For example, if the questions are too easy, even a weak system could answer them correctly. This leads to an overestimation of the system’s understanding capabilities, making the assessment ineffective. To ensure good validity, we adhere to the principles outlined in summative assessment (Black and Wiliam, 1998a,b) for task design:

- *Alignment with evaluating objectives*: the questions should be related to the targeted concept, and should measure the specific knowledge about the targeted concept.
- *Different difficulty levels*: the questions should be with different difficulty levels from easy to difficult level, to ensure that the evaluation results have distinctiveness for different systems.
- *Variety*: the questions should reflect various understanding aspects of the targeted concept; addressing both its denotation and connotation.
- *Simplicity*: while not mandatory, a simpler benchmark for humans can more effectively highlight the issue faced by current models, i.e., the stochastic parrot effect in LLMs.

3 Task Design and Dataset Construction

3.1 Task Design Principle

We borrow the idea of Bloom’s taxonomy (Kratwohl, 2002; Armstrong, 2010) from education research to fulfill the requirements for task design in Section 2, so as to ensure the assessment validity. Bloom’s taxonomy offers an ideal principle to these requirements with an ordering of six cognitive skills (from low to high level) for knowledge understanding: *Remembering, Understanding, Applying, Analyzing, Evaluating and Creating*.

Generally, it is nontrivial to strictly follow this principle since there is no clear boundary among the last four skills of understanding. As a result, we group the last four high-level skills into one and consider the following two levels of understanding:

- *Low-level Understanding*: covering the two lowest-level skills in Bloom’s taxonomy, i.e., retrieving relevant knowledge from long-term memory and rephrasing in one’s own words.
- *High-level Understanding*: covering the aspects for understanding the knowledge beyond memorization. As shown by the examples in Section 3.2.2, our tasks directly correspond to a spectrum from the understanding level of applying to the level of analyzing in Bloom’s taxonomy, e.g., *applying* the knowledge to explain a physical phenomenon, *analyzing* a concrete property of a concept in a generalized and abstract manner,³.

Based on these two levels, we design the following PHYSICO task for summative assessment.

³For example, the flow of electric current can be abstracted as *moving* from high potential to low potential.

3.2 Our PHYSICO Task

PHYSICO is essentially a physical concept understanding task, which primarily targets on 52 physical concepts or phenomena: e.g., *gravity, light reflection, acceleration, buoyancy, inertia, etc* (see Appendix A for the full list). Our focus on physical concepts is motivated by two main reasons: 1) understanding physical concepts is critical for intelligent systems to interact with the world, which is ultimate goal of embodied AI (Savva et al., 2019; Duan et al., 2022; Xiang et al., 2023); 2) designing tasks centered around physical concepts allows us to more easily control different levels of understanding and ensure the diversity of each concept.

For each physical concept, PHYSICO involves both low-level understanding subtasks and high-level subtasks, following our task design principles.

3.2.1 Low-level Understanding Subtasks

Physical Concept Selection (text) First, to evaluate whether an LLM possesses the knowledge of our included concepts, we design a task to recognize a concept from its corresponding Wikipedia definition. Specifically, we manually masked the synonyms of the concept with placeholder [PHENOMENON]. Meanwhile, highly relevant entities were masked as [MASK] to alleviate shortcuts. For example, in the definition of *Gravity*, the terms “gravity” and “gravitation” were masked as [PHENOMENON], while “Isaac Newton” was masked as [MASK]. Details can be found in Appendix B. We then present the LLMs with the same four choices as in our following high-level subtasks.

Physical Concept Selection (visual) Second, we evaluate if the LLMs can recognize our concepts represented with real-life pictures. To this end, we query our concepts on Google image search, and select the images that reflect the same core properties and examples annotated in our following high-level tasks. This results in 100 examples. We construct the same four-choice instances as above.

Physical Concept Generation Finally, we directly ask the LLMs to generate the description of a concept with its core properties and representative examples. For instance, the concept *Gravity* is described as “*a force that pulls objects with mass towards each other*”, followed by the example “*an apple falls to the ground*” as shown in Figure 1. We then evaluate the performance of LLMs by measuring the quality of the description and its coverage of knowledge required by our PHYSICO and we

employ both automatic and human metrics as presented in Section 5.2. This provides a quantitative measure of the knowledge LLMs can recall in the context of our assessment.

3.2.2 High-level Understanding Subtasks

The low-level subtasks are depicted in natural language thus are likely to be remembered by the LLMs due to their extensive training data. To assess whether the LLMs possess a deep understanding of the knowledge, we require the subtasks that can 1) represent the high-level understanding skills; 2) avoid the effects of memorization.

The Abstraction and Reasoning Corpus (ARC) (Chollet, 2019) provides a compelling way by using grids (or matrices) instead of texts to represent a concept. While the LLMs have seen matrices during pre-training, the data is less likely to be correlated to physical concepts. We hence adopt this idea to represent our subtask as abstract representations in the grid world that associate to the key properties of a physical concept.

The PHYSICO-CORE Set Our first subtask aims to cover the core properties or most representative examples/applications of the assessed concepts. To ensure our set remains generally comprehensible to humans, we maintain a high school-level difficulty and selected 52 common physical concepts within the curriculum. To enhance the diversity and richness, five annotators have labeled multiple core aspects of each concept. For example, the annotated core aspects of *Gravity* include *attraction between two bodies*, *motion on an inclined plane*, *objects falling to grounds* and *orbital motions*.

For each aspect of a concept, the annotator is asked to draw several pairs of abstract grid representations. The aspect of the concept is guaranteed to be illustrated by the pair, such that it explains the transformation from the input to the output. For example, Figure 1 forms a direct abstract visualization of the *Gravity* concept from textbooks, *i.e.*, *apple falling from a tree*. This results in 1,200 paired grid examples for the 52 concepts, which form 400 3-shot instances.

Figure 2 presents two examples from this subtask that delve deeper into the concept of *Gravity* compared to Figure 1. The top example demonstrates an application of the *inverse square law of gravity*. The bottom one presents a parabola, linking the knowledge of *gravity* to *inertia*. These examples demonstrate the difficulty of inferring their

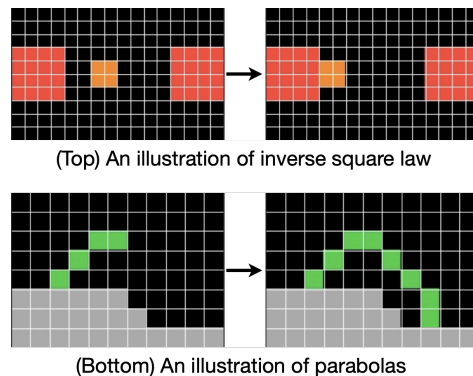


Figure 2: Examples of input-output grids labeled as *Gravity*, with increasing difficulty levels.

ground-truth labels solely by recalling the concept of *Gravity* without high-level understanding skills.

The PHYSICO-ASSOCIATIVE Set Many instances in the original ARC dataset can be solved via association or analogy to physical concepts. Therefore, as a second source of subtasks, we ask annotators to manually pick input-output grids from ARC that can evoke their associations to specific physical concepts and assign these concepts as ground-truth labels. Different from PHYSICO-CORE, we adopt an open-coding schema and allow the inclusion of new concepts during annotation. The annotators have reviewed 500 ARC instances to filter out the required ones. After cross-validation to ensure agreement, it results in a collection of 200 instances with physical concept labels.

This relabelling approach covers additional 15 physical concepts. The resulted subtasks have each example represent an abstract aspect of a concept with possible distracting information. Consequently, the resulted task is more subjective hence more challenging than the PHYSICO-CORESet.

Creation of Classification Tasks We create *four-choice* tasks on the annotated data. Each instance consists of 3 unique grid pairs as input examples. This results in 200 instances for PHYSICO-CORE development set, 200 instances for PHYSICO-CORE test set, and 200 instances for ASSOCIATIVE respectively. For each instance, we select three additional labels from our concept pool, along with the ground-truth label, as candidate options. We manually avoid ambiguity during the negative sampling. For example, if *Gravity* is the ground-truth, concepts like *Magnet* will not be sampled.

4 Overview of Our Studies

In the following sections, we conduct a series of studies on our PHYSICO tasks. Our studies

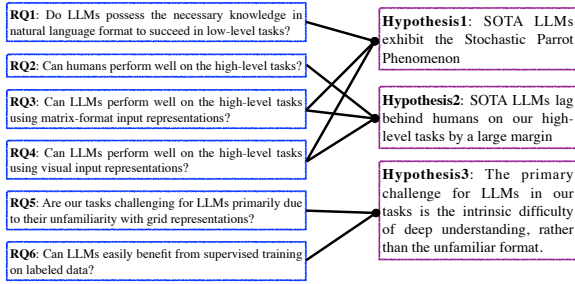


Figure 3: Overview of the research questions answered in our study and their relationships.

are organized into six *Research Questions (RQs)*, through which we aim to answer three *Hypotheses* as shown in Figure 3. In summary, we propose to:

(1) Examine the quantitative disparity in LLMs’ performances between low-level (RQ 1) and high-level subtasks (RQ 3, RQ 4). This aims to highlight **the existence of stochastic parrot phenomenon** in LLMs’ understanding of physical concepts.

(2) Assess the performance gap between LLMs (RQ 3, RQ 4) and humans on our high-level subtasks (RQ 2). This aims to demonstrate that LLMs **fall significantly short of human understanding**.

(3) Investigate the shortcomings of in-context learning and supervised fine-tuning in improving LLMs on our high-level subtasks (RQ 5, RQ 6). This aims to underscore the **intrinsic limitations** of SOTA LLMs in achieving deep understanding.

Experimented Models We use commercial LLMs, including GPT-3.5 (gpt-3.5-turbo-1106), GPT-4 and GPT-4v (gpt-4-turbo-2024-04-09), GPT-4o (gpt-4o-2024-05-13); and open-source LLMs, including Llama-3 (Llama-3-8B-Instruct) (MetaAI, 2024) and Mistral (Mistral-7B-Instruct-v0.2) (Jiang et al., 2023), InternVL-Chat-V1-5 (Chen et al., 2023, 2024) and LLaVA-NeXT-34B (Liu et al., 2023a,b). We use the default inference configurations of the LLMs. Considering the randomness, we run each experiment 3 times and compute the average and standard derivation. We also experimented with the recent thinking models like o1.

5 Validation on Low-Level Subtasks

To illustrate the stochastic parrot phenomenon with PHYSICO, a necessary condition is to ensure the LLMs can perform well on the low-level understanding subtasks, *i.e.*, whether LLMs exhibit strong skills of *recalling* and *describing* the definitions, core properties and representative examples of the physical concepts in our tasks. That is:

	Mistral	Llama-3	GPT-3.5	GPT-4
(a)	81.0 \pm 1.3	88.5 \pm 0.7	97.3 \pm 0.3	95.0 \pm 0.9
	InternVL	LLaVA	GPT-4v	GPT-4o
(b)	66.3 \pm 7.7	66.7 \pm 5.8	93.7 \pm 0.9	93.7 \pm 0.5

Table 1: Accuracy on the text-based (a) and visual-based (b) concept selection subtasks.

RQ 1: Can LLMs perform well on low-level subtasks, *i.e.*, understanding the definitions of physical concepts in natural language?

To answer RQ 1, we evaluate the LLMs’ abilities to comprehend the definitions of these concepts and generate their descriptions and examples in natural language, as defined in Section 3.2.1.

5.1 Concept Selection Subtask

Settings We provide the standard definition of a concept based on Wikipedia with its synonyms masked; then ask the LLMs to identify the concept, under the same four-choice setting throughout the experiments. We evaluate the representative text-only LLMs and compute the accuracy.

Results Table 1 shows that the GPT (both text-based and visual-based) models perform near perfect on recognition of our physical concepts from standard text-based definitions and from the real-life images. Moreover, we observed that open-source models make more mistakes compared with the closed-source models due to the smaller model size. For the text-based models, both Mistral and Llama-3 are not as good as the closed-source models. Surprisingly, both InternVL and LLaVA are much worse than the open-source GPT models. One possible reason to this discrepancy is that our text-based concepts are from Wikipedia which is usually used as a part of the training data for open-source LLMs. In contrast, some of our selected images for those concepts may not be included in the training data of both InternVL and LLaVA which thereby can not memorize those visual instances.

5.2 Concept Generation Subtask

Settings We evaluate the descriptions LLMs generate for a concept. The evaluation of text generation is in general difficult. Moreover, in our scenario each concept have many different ground-truth examples in its description, thus existing automatic metrics such as BLEU (Papineni et al., 2002) and METEOR (Banerjee and Lavie, 2005) are not capable of accurately measuring the quality. Therefore, we rely on mainly human evaluation for this

Mistral	Llama-3	GPT-3.5	GPT-4
92.6	100	100	100

Table 2: Human evaluations on concept generation.

subtask. We also propose an automatic metric via a self-play game for completeness in Appendix B.3.

Human evaluation metric We ask the annotators to evaluate the quality of the generated descriptions. The evaluation uses binary scores: each description receives a score of 0 if it consists of any factual error on the concept itself or any unfaithful examples,⁴ and a score of 1 otherwise.

Results The results of automatic and human evaluations are shown in Table 2. According to human evaluation, there are no factual errors in the generated descriptions except for Mistral, confirming that our selected concepts rely on basic and widely accepted knowledge. Thought accurate, the open-source LLMs sometimes include correct but uncommon facts, *e.g.*, listing single-slit diffraction as an example of *Wave Interference*. The additional self-play results in Appendix B.3 further justify that all LLMs can accurately recognize the concepts from the descriptions they wrote by themselves. Combining the conclusions, it shows the LLMs can generate correct and sufficient information.

Remark We asked the annotators of our CORE set to evaluate whether the core properties they annotated are covered by the LLMs’ generated descriptions. This corresponds to measuring the recall of the generated descriptions on core properties/examples of concepts from PHYSICO-CORE. The recall rates for GPT-3.5 and GPT-4 are 85.0 and 90.0, respectively. Of course, there are some exceptional examples from PHYSICO-CORE missed in the descriptions. One example is that the LLMs fails to draw the connection between *movable pulley* and the *Lever* concept. Moreover, by manually checking these missed properties and examples, we found that most of them can be recalled if we query the LLMs in a second turn by prompting “Any more core properties or examples?”. This confirms that the LLMs are *aware of* and are *able to recall* the core properties of concepts covered by the PHYSICO-CORE, though some of them may not have the top conditional probabilities of generation.

Conclusion LLMs understand the concepts covered by PHYSICO in natural language format. No-

⁴For example, if the LLMs generated a wrong year in the description, it is not counted as incorrect physical knowledge.

tably, we find that the properties and examples annotated in PHYSICO-CORE are *within the LLMs’ knowledge* and are *highly likely to pop up* when the corresponding physical concepts are queried.

6 Experiments on High-Level Subtasks

This section answers the research questions regarding our high-level understanding subtasks.

RQ 2: Can Humans understand the abstract representations?

First of all, we investigate the performance of humans who possess the knowledge required by our PHYSICO. For each instance in our PHYSICO, we asked three independent annotators who were *not* involved in our task design to perform the same classification task presented to the LLMs. The annotators are provided with the same inputs used as prompts for the LLMs; and are permitted to consult GPT-4o for definitions of concepts they find unclear (mainly happens to the CORE-Test set). The results indicate that our tasks are largely solvable to people with a college-level education. Specifically, on the PHYSICO-CORE tasks, humans achieved an accuracy rate higher than 90%. The PHYSICO-ASSOCIATIVE tasks present greater challenges and subjectivity because the annotations are personalized based on the annotators’ individual perspectives and experiences. Despite these challenges, humans can still achieve a notable average accuracy of 77.8% in solving these tasks.

We conducted a detailed investigation into human performance on a subset of PHYSICO-ASSOCIATIVE. Participants were asked to annotate instances where they believed none of the four candidate answers adequately explained the inputs. The results revealed a 10.4% rate of disagreement. On these disagreed-upon examples, human accuracy was 33.3%, explaining a major factor for the human performance decline.

Conclusion Our study demonstrates that humans can perform the PHYSICO tasks quite well.

RQ 3: Can LLMs understand concepts in the abstract representations of the matrix format?

A straightforward solution for our PHYSICO is to represent the grid-formatted examples as matrices. By representing the matrices with a token sequence, they can be integrated into an instruction prompt for text-based LLMs, following existing prompting methods for ARC tasks (Acquaviva et al., 2022; Xu et al., 2023; Wang et al., 2023,

	Models	Dev	Test	
		CORE-Dev	CORE-Test	ASSOC.
	Random	25.0	25.0	25.0
text-only	GPT-3.5	26.5 \pm 2.5	24.4 \pm 0.8	30.0 \pm 2.5
	GPT-4	41.3 \pm 1.3	28.2 \pm 2.3	38.3 \pm 1.2
	GPT-4o	34.0 \pm 2.9	31.3 \pm 2.9	35.5 \pm 2.5
	<i>o3-mini-high</i>	46.0*	46.5	42.5
	Mistral	21.5 \pm 0.3	26.0 \pm 1.4	23.2 \pm 0.4
multi-modal	Llama-3	23.5 \pm 2.5	27.3 \pm 0.6	21.7 \pm 2.0
	<i>DeepSeek-R1</i>	41.5	29.5	55.0
	GPT-4v	34.2 \pm 1.6	28.7 \pm 2.4	32.0 \pm 1.5
	GPT-4o	52.3 \pm 0.8	45.2 \pm 2.3	36.5 \pm 0.4
	+CoT	46.0 \pm 2.5	43.5 \pm 0.8	39.5 \pm 1.1
	<i>o1</i>	53.0	42.5	34.5
	<i>Gemini2 FTE</i>	49.8 \pm 0.8	43.2 \pm 2.0	36.8 \pm 3.1
	InternVL	26.3 \pm 1.6	26.9 \pm 4.1	24.8 \pm 1.3
	LLaVA	26.2 \pm 1.1	28.5 \pm 1.5	24.7 \pm 3.2
	Humans	92.0 \pm 4.3	89.5 \pm 5.1	77.8 \pm 6.3

Table 3: Performance of different text-only and multi-modal LLMs on our tasks. InternVL denotes InternVL-Chat-V1-5 and LLaVA denotes LLaVA-NeXT-34B. Gemini FTE refers to the Gemini 2.0 Flash Thinking Experimental model. We use *italic* fonts to refer to the recent thinking models.

2024). We use the prompt shown in Figure 7 to query the answers from the evaluated LLMs.

Results The top (text-only) section of Table 3 presents the results. All the LLMs perform poorly on the three sets of our PHYSICO. Notably, GPT-3.5, Mistral, and Llama-3 failed to show significant improvement over random performance. Even for the remarkable GPT-4, GPT-4o and GPT-4v, their performance is not descent and particularly there is a huge performance gap between them and humans.

In addition, as our PHYSICO is essentially an inductive reasoning task from grid-represented examples, we also tested the thinking (o1-style) models concurrently with our work. We experimented with gemini-2.0-flash-thinking-exp-1219, o1-2024-12-17, o3-mini-2025-01-31 and DeepSeek-R1. The former two models support multimodal inputs. Because o1 is very slow and especially has a limited quota, we first compare it on a subset of 50 instances for both text and multimodal input. This preliminary study gives an accuracy of 42.0 (text) and 46.0 (visual), where GPT-4 (text) performs 44.0. We therefore run the full experiment with o1 (visual) only. The reasoning models indeed achieve better results in the text-only setting, but fails to significantly improve over GPT-4o. The detailed performance decomposition of GPT-4, GPT-4o, o1 and Gemini FTE can be found in Appendix D.

We conducted an in-depth investigation into the discrepancy in the performance of DeepSeek-R1,

which achieves strong results on ASSOC.-Test but performs poorly on CORE-Test. It revealed that R1 tends to develop transformation rules based on physical concepts and then applies these rules to predict the exact outputs from given inputs. While this strategy works well for ARC examples due to their deterministic nature, the CORE examples typically lack this property. We believe that tuning the prompts to provide better guidance could help mitigate this issue, which we leave for future work.

Conclusion Comparing the human performance in RQ 2 to the best-performing LLMs reveals a huge gap. While these tasks are simple or trivial for humans, LLMs face substantial challenges, indicating a lack of deep understanding.

When comparing LLMs’ performance on low-level natural language tasks in RQ 1 to high-level abstract pattern understanding tasks, we observe significant declines. This highlights the presence of the *stochastic parrot* phenomenon in LLMs. Our dataset also *quantifies the severity of this phenomenon*. For example, while GPT-3.5 performs on par with GPT-4 on the low-level tasks, it nearly drops to random guessing on our high-level tasks, revealing its tendency to act as a stochastic parrot with the physical concepts in our dataset.

RQ 4: Can multimodal LLMs perform well on our tasks with visual input representations?

Next, we explore whether multi-modal LLMs can effectively solve our tasks when the input examples are presented as visual images rather than matrices like in RQ 3. We use the prompt in Figure 8 to query the answers from evaluated LLMs.

Results The bottom (multi-modal) section of Table 3 shows the results. Consistent with the observations in RQ 3, a significant gap between the performance of LLMs and humans exists.

Notably, the recently introduced GPT-4o outperforms all other LLMs on PHYSICO-CORE by 10% with visual inputs but lags behind GPT-4 on matrix inputs. This discrepancy may be due to GPT-4o’s training on images that directly illustrate physical concepts, making it more adept at solving problems like in Figure 1. However, this advantage does not extend to the more abstract problems in PHYSICO-ASSOCIATIVE that require further knowledge application skills, highlighting the LLMs’ lack of deep understanding even with multi-modal training.

Finally, given that LLMs can generate high-quality descriptions of the concepts (see RQ 1),

we adopt a chain-of-thought (Wei et al., 2022) approach. It first asks the LLMs to describe each choice and then makes predictions. The results in Table 3 (+CoT) show limited improvement or performance drop, further confirming the presence of the stochastic parrot phenomenon.

RQ 5: Is PHYSICO challenging mainly due to LLMs’ unfamiliarity with grid representations?

One might argue that the challenges of PHYSICO might be due to the uncommon nature of the task format (especially the matrix-format inputs) encountered during LLM training, rather than a lack of deep understanding. We disprove this hypothesis from two perspectives:

(1) *We show that GPT-4o is actually familiar with the grid representations to some extent.* Specifically, we conducted a human study to examine GPT-4o’s fundamental visual comprehension skills (Girshick et al., 2014; Long et al., 2015; He et al., 2017), including recognizing objects from the grids, describing their colors and shapes, and identifying which objects have their color, shape, or position changed from input to output. These tasks correspond to the fundamental computer vision tasks of segmentation and object detection.

We sampled 60 grid pairs from our dataset and had 3 annotators determine if GPT-4o provides correct answers. For each object, the answer is counted as correct only if the shape, color, and positions are all answered correctly. Our results show an accuracy of 86.7%, which is significantly better compared to the accuracy on our high-level tasks. This confirms that GPT-4o is indeed familiar with the grid inputs, which aligns with the findings of the concurrent study (Wu et al., 2025), but still cannot handle our PHYSICO tasks effectively.

Additionally, we studied Chain-of-Thoughts with the low-level understanding results as intermediate steps. On the PHYSICO-CORE-Dev set, the results below show that it still fails to improve over the vanilla GPT-4o prompting, showing that the GPT-4o model cannot connect the low-level understanding with high-level concepts.

CoT - definitions	46.0 \pm 2.5		CoT - low-level	50.7 \pm 0.5
-------------------	----------------	--	-----------------	----------------

(2) *We show that making the LLMs more familiar with the grid representations does not lead to significant improvement.* Specifically, we conduct the following experiments with text-only LLMs:

- *ICL on other concepts.* Compare the performance of zero-shot GPT-4 with GPT-4 using

Models	CORE	ASSOC.
GPT-4	41.3 \pm 1.3	39.0 \pm 0.6
w/ ICL-3-shot	39.5 \pm 1.6	36.2 \pm 1.7
w/ ICL-9-shot	32.8 \pm 1.0	39.0 \pm 1.6
Mistral	21.5 \pm 0.3	23.2 \pm 0.4
w/ FT on syn-tasks	20.9 \pm 0.7	22.5 \pm 0.5
w/ FT on ARC	20.9 \pm 0.8	25.5 \pm 0.9
Llama-3	23.5 \pm 2.5	21.7 \pm 2.0
w/ FT on syn-tasks	23.0 \pm 1.1	23.2 \pm 2.7
w/ FT on ARC	22.2 \pm 1.6	22.4 \pm 1.2

Table 4: Performance of LLMs with in-context learning or fine-tuning on grid-format data.

in-context learning (ICL) on few-shot examples from concepts other than the assessed one.

- *FT on synthetic matrix data.* Compare the open-source LLMs before and after fine-tuning on a large amount of matrix-input data (Appendix E)
- *FT on the ARC task.* Compare the open-source LLMs before and after fine-tuning on the original ARC (Chollet, 2019) task, which ensures that all inputs from the PHYSICO-ASSOCIATIVE examples have been seen during model training.

Despite that both the ICL and SFT approaches make LLMs more familiar with matrix-format inputs, neither approach significantly improves the results as shown in Table 4.

Conclusion GPT-4o is somehow familiar with the grid format and further enhancing the familiarity of grid format for LLMs is not the key to addressing our challenges.

RQ 6: How much can LLMs benefit from training on labeled data?

Many tasks that challenge LLMs can see significant performance boosts through ICL or SFT on labeled data (Hessel et al., 2023; Yu et al., 2023; Berglund et al., 2023). When such improvements are observed, it suggests that LLMs inherently possess the necessary skills to excel in their tasks, needing only minimal training effort.

We demonstrate that this is not the case for our tasks, where light-weight training of LLMs on labeled data does not improve for our tasks. Given the current lack of large-scale training data for our purpose, we conduct an extreme case study: models learn from the same concepts in PHYSICO-CORE and are tested on the same concepts in PHYSICO-ASSOCIATIVE. To this end, we select the instances that consists of at least two choices that exist in the PHYSICO-CORE, leaving 80 examples.

We conduct the following experiments on this subset to answer RQ 6:

GPT-4	42.9 \pm 2.4	GPT-4o	40.4 \pm 2.1	Llama-3	22.1 \pm 2.8
+ ICL on CORE	40.0 \pm 1.0	+ ICL on CORE	37.1 \pm 2.6	+ SFT on CORE	20.9 \pm 2.7

Table 5: Accuracy on the subset of ASSOCIATIVE subtask that has overlapped concepts with CORE.

- *ICL on the same concepts.* Compare the zero-shot GPT-4/4o and GPT-4/4o with ICL⁵ on examples for the same concepts from PHYSICO-CORE. Specifically, for each instance, we sample 9 examples from PHYSICO-CORE with their labels among the choices of the instance.
- *SFT on the CORE set.* Compare the open-source LLMs before and after fine-tuning on labeled data from PHYSICO-CORE.

Results Table 5 shows that ICL and SFT on the labeled examples of the same concepts lead to a consistent, though not severe, drop in performance. The results suggest that the models have become overfitted to the "clean" examples from the PHYSICO-CORE. They appear to have learned superficial correlations from the demonstrations that do not generalize well, providing further evidence of the stochastic parrot phenomenon. The difficulty of generalization *within the same concepts* indicates the challenges of our tasks to the supervised fine-tuning paradigm.

Conclusion Together with the results for RQ 5 and RQ 6, it suggests that the low performance of LLMs is not likely to be improved from prompting techniques alone. There exists intrinsic inefficiency in the pre-training of LLMs, which results in the lack of necessary skills for deep understanding.

7 Related Work

Stochastic Parrots on LLMs The pioneer study by (Bender and Koller, 2020) questioned the understanding ability of large models; and Bender et al. (2021) first introduced the terminology of stochastic parrot. The concept of stochastic parrot has received great attention, leading to a surge of studies on this topic. According to Google Scholar, the term "stochastic parrot" appears in the titles of dozens of papers from diverse research fields (Borji, 2023; Li, 2023; Duan et al., 2024; Henrique et al., 2023). However, although the concept of stochastic parrots in LLMs is widely accepted and recognized, to the best of our knowledge, there is a lack of quantitative experiments to precisely verify this viewpoint. This gap directly motivates our work.

⁵For GPT-4o, we implement ICL with multi-turn dialogues. Each shot in the demonstration is provided in one turn which asks the GPT-4o to explain the image.

Abstract Reasoning Challenge Abstract reasoning challenge (ARC) aims to examine the inductive reasoning ability in a few-shot scenario (Chollet, 2019) and it has been used as a remarkable testbed to measure the intelligence of LLMs. Recently, many research efforts have been made on improving the performance of LLMs on ARC benchmark (Tan and Motani, 2023; Wang et al., 2023; Xu et al., 2023; Mirchandani et al., 2023; Wang et al., 2024; Huang et al., 2024). We draw inspiration from ARC by utilizing input-output grids as abstract representations in our task design. However, our task is significantly different from the ARC-style work — our high-level understanding task focuses on comprehending the transformation rules from inputs to outputs and relating them to physical concepts, and is designed to assess the stochastic parrot phenomenon.

Challenging Tasks towards LLMs’ Understanding

Extensive recent efforts have been made on designing tasks that challenge the understanding abilities of LLMs (Chakrabarty et al., 2022; Tong et al., 2024; Shapira et al., 2023; Hessel et al., 2023; Donadel et al., 2024; Li et al., 2024). For example, Hessel et al. (2023) proposed a humor understanding task, revealing a large performance gap between LLMs and humans. As a by-product, our PHYSICO challenges the understanding capabilities of LLMs, relating it to the above studies. However, we make primary contribution to provide an quantitative experiment to verify stochastic parrots in LLMs via controllably paired low-level and high-level tasks.

8 Conclusion

We introduce PHYSICO, a novel task to assess machines’ understanding of physical concepts at different levels. Our experiments reveal that: 1) LLMs lag significantly behind humans on PHYSICO, indicating a lack of deep understanding of the covered concepts; 2) LLMs exhibit the stochastic parrot phenomenon, as they excel at low-level remembering tasks but struggle with high-level understanding tasks; 3) LLMs’ poor performance stems from its intrinsic deficiencies, as neither in-context learning nor fine-tuning improves their results.

Acknowledgment

We thank the anonymous reviewers for their constructive feedback. We also express our gratitude to Mr. François Chollet for developing the ARC benchmark and the annotation tool for abstract grid tasks⁶. His introduction of this tool to us was particularly instrumental in the creation of PHYSICO. This work has also been made possible by a Research Impact Fund project (RIF R6003-21) and a General Research Fund project (GRF 16203224) funded by the Research Grants Council (RGC) of the Hong Kong Government.

References

- Josh Achiam, Steven Adler, Sandhini Agarwal, Lama Ahmad, Ilge Akkaya, Florencia Leoni Aleman, Diogo Almeida, Janko Altenschmidt, Sam Altman, Shyamal Anadkat, et al. 2023. Gpt-4 technical report. *arXiv preprint arXiv:2303.08774*.
- Sam Acquaviva, Yewen Pu, Marta Kryven, Theodoros Sechopoulos, Catherine Wong, Gabrielle Ecanow, Maxwell Nye, Michael Tessler, and Josh Tenenbaum. 2022. Communicating natural programs to humans and machines. *Advances in Neural Information Processing Systems*, 35:3731–3743.
- Patricia Armstrong. 2010. Bloom’s taxonomy. *Vanderbilt University Center for Teaching*, pages 1–3.
- Satanjeev Banerjee and Alon Lavie. 2005. Meteor: An automatic metric for mt evaluation with improved correlation with human judgments. In *Proceedings of the acl workshop on intrinsic and extrinsic evaluation measures for machine translation and/or summarization*, pages 65–72.
- Emily M Bender, Timnit Gebru, Angelina McMillan-Major, and Shmargaret Shmitchell. 2021. On the dangers of stochastic parrots: Can language models be too big? In *Proceedings of the 2021 ACM conference on fairness, accountability, and transparency*, pages 610–623.
- Emily M Bender and Alexander Koller. 2020. Climbing towards nlu: On meaning, form, and understanding in the age of data. In *Proceedings of the 58th annual meeting of the association for computational linguistics*, pages 5185–5198.
- Lukas Berglund, Meg Tong, Max Kaufmann, Mikita Balesni, Asa Cooper Stickland, Tomasz Korbak, and Owain Evans. 2023. The reversal curse: Llms trained on "a is b" fail to learn" b is a". *arXiv preprint arXiv:2309.12288*.
- Paul Black and Dylan Wiliam. 1998a. Assessment and classroom learning. *Assessment in Education: principles, policy & practice*, 5(1):7–74.
- Paul Black and Dylan Wiliam. 1998b. *Inside the black box: Raising standards through classroom assessment*. Granada Learning.
- Rishi Bommasani, Drew A Hudson, Ehsan Adeli, Russ Altman, Simran Arora, Sydney von Arx, Michael S Bernstein, Jeannette Bohg, Antoine Bosselut, Emma Brunskill, et al. 2021. On the opportunities and risks of foundation models. *arXiv preprint arXiv:2108.07258*.
- Ali Borji. 2023. Stochastic parrots or intelligent systems? a perspective on true depth of understanding in llms. *A Perspective on True Depth of Understanding in LLMs (July 11, 2023)*.
- Tom Brown, Benjamin Mann, Nick Ryder, Melanie Subbiah, Jared D Kaplan, Prafulla Dhariwal, Arvind Neelakantan, Pranav Shyam, Girish Sastry, Amanda Askell, et al. 2020. Language models are few-shot learners. *Advances in neural information processing systems*, 33:1877–1901.
- Tuhin Chakrabarty, Arkadiy Saakyan, Debanjan Ghosh, and Smaranda Muresan. 2022. **FLUTE: Figurative language understanding through textual explanations**. In *Proceedings of the 2022 Conference on Empirical Methods in Natural Language Processing*, pages 7139–7159, Abu Dhabi, United Arab Emirates. Association for Computational Linguistics.
- Yupeng Chang, Xu Wang, Jindong Wang, Yuan Wu, Linyi Yang, Kaijie Zhu, Hao Chen, Xiaoyuan Yi, Cunxiang Wang, Yidong Wang, et al. 2024. A survey on evaluation of large language models. *ACM Transactions on Intelligent Systems and Technology*, 15(3):1–45.
- Zhe Chen, Weiyun Wang, Hao Tian, Shenglong Ye, Zhangwei Gao, Erfei Cui, Wenwen Tong, Kongzhi Hu, Jiapeng Luo, Zheng Ma, et al. 2024. How far are we to gpt-4v? closing the gap to commercial multimodal models with open-source suites. *arXiv preprint arXiv:2404.16821*.
- Zhe Chen, Jiannan Wu, Wenhai Wang, Weijie Su, Guo Chen, Sen Xing, Muyan Zhong, Qinglong Zhang, Xizhou Zhu, Lewei Lu, Bin Li, Ping Luo, Tong Lu, Yu Qiao, and Jifeng Dai. 2023. Internvl: Scaling up vision foundation models and aligning for generic visual-linguistic tasks. *arXiv preprint arXiv:2312.14238*.
- François Chollet. 2019. On the measure of intelligence. *arXiv preprint arXiv:1911.01547*.
- Dorottya Demszky, Diyi Yang, David S Yeager, Christopher J Bryan, Margaret Clapper, Susannah Chandhok, Johannes C Eichstaedt, Cameron Hecht, Jeremy Jamieson, Meghann Johnson, et al. 2023. Using large language models in psychology. *Nature Reviews Psychology*, 2(11):688–701.

⁶<https://arc-editor.lab42.global/?next=%2Feditor>

- Denis Donadel, Francesco Marchiori, Luca Pajola, and Mauro Conti. 2024. Can llms understand computer networks? towards a virtual system administrator. *arXiv preprint arXiv:2404.12689*.
- Haonan Duan, Adam Dziedzic, Nicolas Papernot, and Franziska Boenisch. 2024. Flocks of stochastic parrots: Differentially private prompt learning for large language models. *Advances in Neural Information Processing Systems*, 36.
- Jiafei Duan, Samson Yu, Hui Li Tan, Hongyuan Zhu, and Cheston Tan. 2022. A survey of embodied ai: From simulators to research tasks. *IEEE Transactions on Emerging Topics in Computational Intelligence*, 6(2):230–244.
- Ross Girshick, Jeff Donahue, Trevor Darrell, and Jitendra Malik. 2014. Rich feature hierarchies for accurate object detection and semantic segmentation. In *Proceedings of the IEEE conference on computer vision and pattern recognition*, pages 580–587.
- Wynne Harlen and Mary James. 1997. Assessment and learning: differences and relationships between formative and summative assessment. *Assessment in education: Principles, policy & practice*, 4(3):365–379.
- Kaiming He, Georgia Gkioxari, Piotr Dollár, and Ross Girshick. 2017. Mask r-cnn. In *Proceedings of the IEEE international conference on computer vision*, pages 2961–2969.
- Da Silva Gameiro Henrique, Andrei Kucharavy, and Rachid Guerraoui. 2023. Stochastic parrots looking for stochastic parrots: Lms are easy to fine-tune and hard to detect with other llms. *arXiv preprint arXiv:2304.08968*.
- Jack Hessel, Ana Marasovic, Jena D. Hwang, Lillian Lee, Jeff Da, Rowan Zellers, Robert Mankoff, and Yejin Choi. 2023. Do androids laugh at electric sheep? humor “understanding” benchmarks from the new yorker caption contest. In *Proceedings of the 61st Annual Meeting of the Association for Computational Linguistics (Volume 1: Long Papers)*, pages 688–714, Toronto, Canada. Association for Computational Linguistics.
- Edward J Hu, Phillip Wallis, Zeyuan Allen-Zhu, Yuanzhi Li, Shean Wang, Lu Wang, Weizhu Chen, et al. 2021. Lora: Low-rank adaptation of large language models. In *International Conference on Learning Representations*.
- Di Huang, Ziyuan Nan, Xing Hu, Pengwei Jin, Shaohui Peng, Yuanbo Wen, Rui Zhang, Zidong Du, Qi Guo, Yewen Pu, et al. 2024. Anpl: Towards natural programming with interactive decomposition. *Advances in Neural Information Processing Systems*, 36.
- Albert Q Jiang, Alexandre Sablayrolles, Arthur Mensch, Chris Bamford, Devendra Singh Chaplot, Diego de las Casas, Florian Bressand, Gianna Lengyel, Guillaume Lample, Lucile Saulnier, et al. 2023. Mistral 7b. *arXiv preprint arXiv:2310.06825*.
- David R Krathwohl. 2002. A revision of bloom’s taxonomy: An overview. *Theory into practice*, 41(4):212–218.
- Jiangnan Li, Qiuqing Wang, Liyan Xu, Wenjie Pang, Mo Yu, Zheng Lin, Weiping Wang, and Jie Zhou. 2024. Previously on the stories: Recap snippet identification for story reading. *arXiv preprint arXiv:2402.07271*.
- Zihao Li. 2023. The dark side of chatgpt: legal and ethical challenges from stochastic parrots and hallucination. *arXiv preprint arXiv:2304.14347*.
- Haotian Liu, Chunyuan Li, Yuheng Li, and Yong Jae Lee. 2023a. Improved baselines with visual instruction tuning.
- Haotian Liu, Chunyuan Li, Qingyang Wu, and Yong Jae Lee. 2023b. Visual instruction tuning. In *NeurIPS*.
- Jonathan Long, Evan Shelhamer, and Trevor Darrell. 2015. Fully convolutional networks for semantic segmentation. In *Proceedings of the IEEE conference on computer vision and pattern recognition*, pages 3431–3440.
- MetaAI. 2024. [Introducing meta llama 3: The most capable openly available llm to date.](#)
- Bonan Min, Hayley Ross, Elior Sulem, Amir Pouran Ben Veyseh, Thien Huu Nguyen, Oscar Sainz, Eneko Agirre, Ilana Heintz, and Dan Roth. 2023. Recent advances in natural language processing via large pre-trained language models: A survey. *ACM Computing Surveys*, 56(2):1–40.
- Suvir Mirchandani, Fei Xia, Pete Florence, Brian Ichter, Danny Driess, Montserrat Gonzalez Arenas, Kanishka Rao, Dorsa Sadigh, and Andy Zeng. 2023. [Large language models as general pattern machines.](#) *ArXiv preprint*, abs/2307.04721.
- Melanie Mitchell and David C Krakauer. 2023. The debate over understanding in ai’s large language models. *Proceedings of the National Academy of Sciences*, 120(13):e2215907120.
- Kishore Papineni, Salim Roukos, Todd Ward, and Wei-Jing Zhu. 2002. Bleu: a method for automatic evaluation of machine translation. In *Proceedings of the 40th annual meeting of the Association for Computational Linguistics*, pages 311–318.
- Di Peng, Liubin Zheng, Dan Liu, Cheng Han, Xin Wang, Yan Yang, Li Song, Miaoying Zhao, Yanfeng Wei, Jiayi Li, et al. 2024. Large-language models facilitate discovery of the molecular signatures regulating sleep and activity. *Nature Communications*, 15(1):3685.
- Manolis Savva, Abhishek Kadian, Oleksandr Maksymets, Yili Zhao, Erik Wijmans, Bhavana Jain, Julian Straub, Jia Liu, Vladlen Koltun, Jitendra Malik, et al. 2019. Habitat: A platform for embodied ai research. In *Proceedings of the IEEE/CVF international conference on computer vision*, pages 9339–9347.

- Natalie Shapira, Guy Zwirn, and Yoav Goldberg. 2023. [How well do large language models perform on faux pas tests?](#) In *Findings of the Association for Computational Linguistics: ACL 2023*, pages 10438–10451, Toronto, Canada. Association for Computational Linguistics.
- John Chong Min Tan and Mehul Motani. 2023. [Large language model \(llm\) as a system of multiple expert agents: An approach to solve the abstraction and reasoning corpus \(arc\) challenge.](#) *ArXiv preprint*, abs/2310.05146.
- Gemini Team, Rohan Anil, Sebastian Borgeaud, Yonghui Wu, Jean-Baptiste Alayrac, Jiahui Yu, Radu Soricut, Johan Schalkwyk, Andrew M Dai, Anja Hauth, et al. 2023. Gemini: a family of highly capable multimodal models. *arXiv preprint arXiv:2312.11805*.
- Xiaoyu Tong, Rochelle Choenni, Martha Lewis, and Ekaterina Shutova. 2024. Metaphor understanding challenge dataset for llms. *arXiv preprint arXiv:2403.11810*.
- Ruocheng Wang, Eric Zelikman, Gabriel Poesia, Yewen Pu, Nick Haber, and Noah D Goodman. 2023. [Hypothesis search: Inductive reasoning with language models.](#) *ArXiv preprint*, abs/2309.05660.
- Yile Wang, Sijie Cheng, Zixin Sun, Peng Li, and Yang Liu. 2024. [Speak it out: Solving symbol-related problems with symbol-to-language conversion for language models.](#) *ArXiv preprint*, abs/2401.11725.
- Jason Wei, Xuezhi Wang, Dale Schuurmans, Maarten Bosma, Fei Xia, Ed Chi, Quoc V Le, Denny Zhou, et al. 2022. Chain-of-thought prompting elicits reasoning in large language models. *Advances in neural information processing systems*, 35:24824–24837.
- Junjie Wu, Mo Yu, Lemao Liu, Dit-Yan Yeung, and Jie Zhou. 2025. [Understanding llms’ fluid intelligence deficiency: An analysis of the arc task.](#) In *Proceedings of the 2025 Conference of the Nations of the Americas Chapter of the Association for Computational Linguistics*.
- Jiannan Xiang, Tianhua Tao, Yi Gu, Tianmin Shu, Zirui Wang, Zichao Yang, and Zhiting Hu. 2023. Language models meet world models: Embodied experiences enhance language models. *Advances in neural information processing systems*, 36.
- Yudong Xu, Wenhao Li, Pashootan Vaezipoor, Scott Sanner, and Elias B Khalil. 2023. [Llms and the abstraction and reasoning corpus: Successes, failures, and the importance of object-based representations.](#) *ArXiv preprint*, abs/2305.18354.
- Mo Yu, Jiangnan Li, Shunyu Yao, Wenjie Pang, Xiaochen Zhou, Zhou Xiao, Fandong Meng, and Jie Zhou. 2023. Personality understanding of fictional characters during book reading. In *Proceedings of the 61st Annual Meeting of the Association for Computational Linguistics (Volume 1: Long Papers)*, pages 14784–14802.

A Details of the Included Concepts in our PHYSICO

Concepts in PHYSICO-CORE The concepts in PHYSICO-CORE are basic physical concepts that we manually design problems for. The development set covers 27 concepts and the test set covers 25 concepts as follows:

reference frame	12	gravity	10
reflection	10	refraction	10
light imaging	10	communicating vessels	10
cut	10	laser	10
surface tension	10	move	10
buoyancy	10	acceleration	10
inertia	10	electricity	10
repulsive force	8	wave	8
lever	6	optical filters	6
compression	4	diffuse reflection of light	4
wave interference	4	diffusion	4
vortex	4	expansion	4
nuclear fission	2	nuclear fusion	2
diffraction of waves	2		

Table 6: Concepts and their corresponding number of instances in PHYSICO-CORE-Dev.

atmospheric pressure	12	energy conservation	10
elastic force	10	friction	9
photoelectric effect	8	heat conduction	8
doppler effect	8	electromagnetic wave	8
melting	8	vaporization	8
fluid pressure	8	thermal expansion and contraction	8
Brownian motion	8	splashing	8
oscillation	8	relativity	8
lighting	8	lifting	8
force composition	8	pulley	8
inclined plane	8	Bernoulli effect	7
fictitious force	6	siphon	6
resonance	4		

Table 7: Concepts and their corresponding number of instances in PHYSICO-CORE-Test.

Concepts in PHYSICO-ASSOCIATIVE The following table summarized all the concepts from PHYSICO-ASSOCIATIVE:

B Details of Analysis Methods in RQ 1

B.1 Masking of Textual Descriptions

This experiment follows the setting in the ‘‘Physical Concept Selection Subtask’’ in section 3.2.1. The definitions of the corresponding phenomena were extracted from Wikipedia as well as generated by GPT-3.5 and GPT-4. To maintain consistency, the terms representing concepts were masked as [PHENOMENON] while relevant terms are masked as [MASK]. For instance, ‘‘interference’’ which corresponds to the phenomenon ‘‘wave interference’’

mirror	30	laser	20
zoom in	15	magnet	14
wave	13	explosion	11
compression	10	rotation	10
gravity	9	expansion	9
move	8	change of reference frame	8
water ripples	7	long exposure	7
reflection	5	wetting	5
diffusion	4	zoom out	3
projection	2	polarization of light	1
vortex	1	chemical bond	1
nuclear fission	1	squeeze	1
nuclear fusion	1	lumination	1
wave interference	1	optical filter	1
vacuum	1		

Table 8: Concepts and their corresponding number of instances in PHYSICO-ASSOCIATIVE.

was masked as [PHENOMENON]. In contrast, ‘‘Newton’s first law of motion’’ which corresponds to the phenomenon ‘‘inertia’’ was masked as [MASK].

An example of the masked description can be found in Figure 6.

B.2 Prompts Used for Description Generation and Classification

Figure 4 and 5 include the prompts used for generation and classification respectively.

```
[SYSTEM]
You are an expert in physics. Your task is to provide
↪ a comprehensive definition of a given physical
↪ concept or phenomenon, with the key properties or
↪ key examples of the concept included.

[USER]
Please provide me with the definition of the
↪ physical concept "{ { CONCEPT } }", with the key
↪ properties or key examples included.
```

Figure 4: The prompt template used for generating descriptions of physical concepts (denoted as the variable CONCEPT) in RQ 1.

B.3 Additional Results on the Self-Play Game

Automatic evaluation of a text generation task is in general difficult. Especially, in our scenario each concept has many different ground-truth examples in its description, thus existing automatic metrics such as BLEU (Papineni et al., 2002) and METEOR (Banerjee and Lavie, 2005) are not capable of accurately measuring the quality. Therefore, we propose an alternative automatic metric via a self-play game for this subtask:

For each generated description of a concept, we mask the synonyms of the concept in it as in the previous selection subtask, and ask the same LLM

```

[SYSTEM]
You will be playing a game:
You are given a definition of a physical phenomenon
↔, where the names of the phenomenon are masked.
Your task is to guess which phenomenon the
↔ definition refers to.
Please select the most close answer from the
↔ provided options.

[USER]
Here is a definition of a physical phenomenon,
↔ where the names of the phenomenon are masked:

[Definition]
{{ MASKED DESCRIPTION }}

Please guess which phenomenon the definition refers
↔ to. You should choose your answer from the
↔ following options: {{ CANDIDATE ANSWERS }}

Your response should end with your choice of answer.

```

Figure 5: The prompt template used for guessing the referred physical concept from four candidates (denoted as the variable **CANDIDATE ANSWERS**) from the natural language descriptions (denoted as the variable **MASKED DESCRIPTION**) in **RQ 1**.

	Mistral	Llama-3	GPT-3.5	GPT-4
Human	92.6	100	100	100
SP	89.2 \pm 1.6	91.9 \pm 0.6	96.0 \pm 0.4	99.8 \pm 0.2

Table 9: Evaluations on the concept generation subtask, with metrics of Self-Play success and Human evaluation.

to identify the concept being described from four options. This metric evaluates the quality of LLMs’ generated concept descriptions in an objective manner.

Results The results of automatic evaluation via self-play are shown in Table 9 together with the human evaluation results. In the self-play test, all LLMs can accurately recognize the physical concepts from the descriptions they wrote by themselves. Combined with the conclusion from human evaluation, it shows the LLMs can generate correct and sufficient information.

C Details of the Methods Used in **RQ 3** and **RQ 4**

We use the prompt template in Figure 7 for experiments on text-only LLMs (**RQ 3**); and the template in Figure 8 for multi-modal LLMs (**RQ 4**).

D Performance Decomposition in **RQ 3** and **RQ 4**

Table 10 provides a performance decomposition of text-based GPT-4, text-based o1-preview and multi-modal GPT-4o on our PHYSICO-CORE-Test

set. Because the rate limit of o1-preview, we conduct experiment on a subset of 50 instances. The result shows that o1-preview does not show superior results compared to the other two LLMs.

E Construction of Synthetic Training Data Used in **RQ 5**

We investigate whether fine-tuning LLMs on matrix property-related questions could improve their performances on our tasks. Specifically, we generate 3000 extra input-output grid pairs calculate the size, transpose, and locations of the subgrid’s corner elements for these matrices as ground truths. Furthermore, since correctly recognizing the location of the subgrid may contribute more to finish the Move and Copy tasks compared to other properties, we create additional ground truths only with the gold locations of the subgrid’s corner elements.

F Hyperparameters of Supervised Fine-Tuning in **RQ 5** and **RQ 6**

For all the fine-tuning experiments, we use LoRA (Hu et al., 2021). We fine-tune each model for 3 epochs with a batch size of 4 on a single machine with 8 A100 GPUs. The dimension of LoRA’s attention layer is set to 64, and the α and dropout rates are set to 16 and 0.1, respectively. The learning rate and weight decay are set to 2e-4 and 0.001, respectively. The hyperparameters are selected according to the development performance on the synthetic matrix data in Appendix E.

[PHENOMENON] is a fundamental concept in physics that describes the resistance of any physical object to a change in \hookrightarrow its state of motion. This concept is a central part of [MASK], often referred to as the law of [PHENOMENON]. \hookrightarrow According to this law, an object at rest will stay at rest, and an object in motion will continue to move at a \hookrightarrow constant velocity, unless acted upon by a net external force. Here are the key properties and examples of [PHENOMENON]:

Key Properties:

1. ****Dependence on Mass****: The [PHENOMENON] of an object is directly proportional to its mass. The greater the mass of \hookrightarrow an object, the greater its [PHENOMENON], and hence, the more force it requires to change its state of motion.
2. ****Resistance to Acceleration****: [PHENOMENON] is essentially the resistance of an object to any change in its \hookrightarrow velocity, which includes changes in the speed or direction of the object's motion.
3. ****Universal Applicability****: [PHENOMENON] applies to all objects with mass, whether they are microscopic or \hookrightarrow astronomical in scale.
4. ****Independence from External Factors****: The [PHENOMENON] of an object is inherent and does not depend on external \hookrightarrow conditions such as the environment, temperature, or pressure.

Key Examples:

1. ****A Parked Car****: A parked car will not move unless a force is applied to it. Once moving, it will continue to move \hookrightarrow at a constant speed in a straight line unless forces like friction or brakes are applied to change its state.
2. ****Astronauts and Objects in Space****: In the vacuum of space, where there is little to no external force, an \hookrightarrow astronaut or any other object will continue moving in the same direction and at the same speed until acted upon by \hookrightarrow another force. This is an example of [PHENOMENON] in a microgravity environment.
3. ****Seatbelts in Vehicles****: When a car suddenly stops, the passengers inside tend to lurch forward. This is due to \hookrightarrow the [PHENOMENON] of their bodies; their bodies were in motion and tend to remain in motion despite the car stopping. \hookrightarrow Seatbelts provide the necessary force to counteract this [PHENOMENON] and keep the passengers safe.
4. ****Tablecloth Trick****: A classic example demonstrating [PHENOMENON] is the tablecloth trick, where a quick pull of \hookrightarrow the tablecloth can leave dishes undisturbed on a table. The [PHENOMENON] of the dishes (their tendency to resist \hookrightarrow changes in motion) allows them to remain relatively still while the tablecloth is quickly pulled from under them.

Understanding [PHENOMENON] is crucial for analyzing the motion of objects in various physical contexts, from everyday \hookrightarrow life to complex scientific scenarios. It is a cornerstone in the study of dynamics and plays a critical role in \hookrightarrow engineering, automotive safety, aerospace technology, and many other fields.

Figure 6: An example of our masked description for the concept inertia.

Concept	GPT-4 (t)	GPT-4o (v)	o1 (t)	o1 (v)	Gemini2 FTE (v)	DeepSeek R1 (t)	o3 (t)
gravity	60.0 \pm 8.2	33.3 \pm 4.7	50.0	80.0	63.3 \pm 0.3	60.0	55.0 \pm 5.0
compression	50.0 \pm 20.4	50.0 \pm 0.0	0.0	50.0	50.0 \pm 0.0	0.0	0.0 \pm 0.0
diffuse reflection of light	50.0 \pm 0.0	33.3 \pm 11.8	25.0	25.0	25.0 \pm 0.0	25.0	25.0 \pm 0.0
lever	0.0 \pm 0.0	50.0 \pm 0.0	16.7	66.7	77.8 \pm 0.9	16.7	8.3 \pm 8.3
wave interference	83.3 \pm 11.8	100.0 \pm 0.0	100.0	100.0	91.7 \pm 2.1	75.0	75.0 \pm 0.0
spectrum of light and optical filters	66.7 \pm 0.0	88.9 \pm 15.7	66.7	100.0	94.4 \pm 0.9	100.0	100.0 \pm 0.0
surface tension	43.3 \pm 17.0	50.0 \pm 8.2	30.0	90.0	40.0 \pm 1.0	40.0	40.0 \pm 0.0
nuclear fission	16.7 \pm 23.6	100.0 \pm 0.0	100.0	50.0	0.0 \pm 0.0	50.0	50.0 \pm 0.0
nuclear fusion	0.0 \pm 0.0	100.0 \pm 0.0	50.0	50.0	33.3 \pm 33.3	50.0	25.0 \pm 25.0
communicating vessels	3.3 \pm 4.7	3.3 \pm 4.7	10.0	10.0	0.0 \pm 0.0	50.0	45.0 \pm 5.0
diffraction of waves	83.3 \pm 23.6	100.0 \pm 0.0	–	100.0	100.0 \pm 0.0	100.0	100.0 \pm 0.0
reflection	86.7 \pm 4.7	43.3 \pm 4.7	–	10.0	66.7 \pm 1.3	70.0	70.0 \pm 0.0
refraction	20.0 \pm 8.2	83.3 \pm 4.7	–	100.0	50.0 \pm 4.0	40.0	50.0 \pm 10.0
light imaging	10.0 \pm 0.0	0.0 \pm 0.0	–	0.0	16.7 \pm 0.3	0.0	0.0 \pm 0.0
cut	90.0 \pm 0.0	73.3 \pm 4.7	–	60.0	93.3 \pm 0.3	100.0	100.0 \pm 0.0
laser	46.7 \pm 12.5	53.3 \pm 4.7	–	50.0	26.7 \pm 2.3	10.0	15.0 \pm 5.0
move	96.7 \pm 4.7	86.7 \pm 4.7	–	30.0	83.3 \pm 4.3	60.0	70.0 \pm 10.0
buoyancy	43.3 \pm 12.5	100.0 \pm 0.0	–	100.0	46.7 \pm 2.3	40.0	40.0 \pm 0.0
acceleration	10.0 \pm 8.2	73.3 \pm 12.5	–	20.0	46.7 \pm 0.3	40.0	30.0 \pm 10.0
inertia	80.0 \pm 8.2	6.7 \pm 4.7	–	10.0	36.7 \pm 2.3	30.0	45.0 \pm 15.0
electricity	16.7 \pm 4.7	53.3 \pm 9.4	–	60.0	30.0 \pm 0.0	60.0	60.0 \pm 0.0
reference frame	27.8 \pm 3.9	13.9 \pm 3.9	–	66.7	47.2 \pm 1.6	25.0	29.1 \pm 4.1
repulsive force	20.8 \pm 5.9	20.8 \pm 11.8	–	50.0	20.8 \pm 0.5	100.0	87.5 \pm 12.5
diffusion	8.3 \pm 11.8	100.0 \pm 0.0	–	0.0	83.3 \pm 2.1	0.0	0.0 \pm 0.0
vortex	0.0 \pm 0.0	100.0 \pm 0.0	–	75.0	91.7 \pm 2.1	0.0	12.5 \pm 12.5
expansion	50.0 \pm 0.0	75.0 \pm 0.0	–	75.0	91.7 \pm 2.1	75.0	87.5 \pm 12.5
wave	16.7 \pm 15.6	33.3 \pm 5.9	–	62.5	25.0 \pm 0.0	25.0	18.8 \pm 6.2

Table 10: Performance decomposition to concepts on PHYSICO-CORE-Dev. *t* and *v* refer to LLMs with textual or visual inputs.

[SYSTEM]
 You will be playing a game:
 You are given several examples. Each example consists of an ``input grid'' and an ``output grid'' of numbers from 0-9,
 ↪ where each number corresponds to a color.
 Your task is to find the common patterns from the examples and abstract the meanings of the patterns in the
 ↪ physical or mathematics world.
 Based on the recognized meaning, please select the most close description of the common pattern from the provided
 ↪ options.

[USER]
 Lets play a game where you are transforming an input grid of numbers into an output grid of numbers.

The numbers represent different colors:
 0 = black
 1 = blue
 2 = red
 3 = green
 4 = yellow
 5 = gray
 6 = magenta
 7 = orange
 8 = cyan
 9 = brown

Here are examples of input grids and its corresponding output grids:

Example input grid:
 {{ INPUT GRID1 }}

Example output grid:
 {{ OUTPUT GRID1 }}

Example input grid:
 {{ INPUT GRID2 }}

Example output grid:
 {{ OUTPUT GRID2 }}

Example input grid:
 {{ INPUT GRID3 }}

Example output grid:
 {{ OUTPUT GRID3 }}

Please first try to find the common patterns from the input-output pairs, then answer the following question:

What meanings in the physical or mathematics world can be abstracted from the patterns? Please choose your answer from
 ↪ the following options:
 {{ CANDIDATE ANSWERS }}

Your response should end with your choice of answer.

Figure 7: The prompt template used in RQ 3. The pair of an **INPUT GRID** and an **OUTPUT GRID** consists of one example of a physical phenomenon in matrix format.

{{ UPLOADED IMAGE }}

[USER]
 In the given image, there are two columns of matrices with elements represented by different colors.
 The left column represents the inputs, and the right column represents the corresponding outputs.
 For each row in the image, the output is derived from the input using the same transformation rule,
 which corresponds to a real-world physical concept.

Your task is to identify the physical concept demonstrated in this image from the following options:

{{ CANDIDATE ANSWERS }}

Please select and provide the correct option that matches the transformation shown in the image.
 Your response should end with your choice of answer.

Your response should end with your choice of answer.

Figure 8: The prompt template used in RQ 4. **UPLOADED IMAGE** is an image consists of three or more examples like in Figure 2.