

Gravitational wave lensing: probing Fuzzy Dark Matter with LISA

Shashwat Singh^a Guilherme Brando de Oliveira^b Stefano Savastano^c Miguel Zumalacárregui^d

^aSUPA, University of Glasgow, Glasgow, G12 8QQ, UK

^bObservatoire de Paris, Université PSL, 61 avenue de l'observatoire 75014 Paris, France

^cDurham University, Stockton Rd, Durham, DH1 3LE, UK

^dMax Planck Institute for Gravitational Physics (Albert Einstein Institute), Am Mühlenberg 1, D-14476 Potsdam-Golm, Germany

^dMax Planck Institute for Gravitational Physics (Albert Einstein Institute), Am Mühlenberg 1, D-14476 Potsdam-Golm, Germany

E-mail: s.singh.3@research.gla.ac.uk, guilherme.brandodeoliveira@durham.ac.uk, stefano.savastano@aei.mpg.de, miguel.zumalacarregui@aei.mpg.de

Abstract. Gravitational lensing is a universal phenomenon: it affects both gravitational waves (GWs) and electromagnetic signals travelling through the gravitational field of a massive object. In this work, we explore the prospects of observing lensed GW signals from the mergers of massive black holes, lensed by dark matter halos composed of Fuzzy Dark Matter (FDM), which form dense cores known as solitons. We focus on wave optics phenomena, where frequency-dependent signatures can be observed in the weak lensing regime (i.e. single-image). Our results show that lensing diffraction signatures differ for low-mass halos in FDM, and can reveal the presence of a solitonic core. Furthermore, we demonstrate that FDM and cold dark matter profiles can be distinguished in GW signals from binary massive black hole mergers, which will be observed by the Laser Interferometer Space Antenna (LISA) mission. However, the dense solitonic core does not substantially enhance the detectability of FDM halos at large source-lens offsets, relative to standard cold dark matter. Our analysis confirms FDM halos as a promising signature of dark matter on GW observations.

Contents

1	Introduction	1
2	Gravitational Wave Lensing in the Wave-optics Regime	2
3	Fuzzy dark matter	5
3.1	Nature and consequences of fuzzy dark matter	6
3.2	Formation of fuzzy dark matter halo	6
3.3	Constraints on fuzzy dark matter halo	7
3.4	Modelling the fuzzy dark matter halo	7
4	Wave optics features of FDM	9
4.1	Time domain integral : $\mathcal{I}(\tau)$	12
4.2	Amplification factor : $F(w)$	12
5	Detection prospects	13
5.1	Identifiability of solitonic cores	13
5.2	Enhanced detection probability?	14
6	Conclusions	15
A	Computation of ξ_0^{FDM}	16

1 Introduction

Gravitational waves (GWs) undergo lensing, similar to electromagnetic (EM) waves when intervened by gravitational fields (e.g., such as those created by massive objects). GWs experience deviation and magnification similar to EM waves. Because of the much longer wavelengths of GWs as compared to EM waves, wave optics (WO) effects such as diffraction and interference become prominent. These WO effects are crucial in studying lens features, lost in the high-frequency geometric optics (GO) regime. The frequency-dependent perturbations in the GWs carry rich information about the density distribution of the lens [1, 2] allowing for accurate lens reconstruction. Moreover, GWs weakly interact with matter and are coherent. Coherence makes GWs sensitive to GW amplitude, which scales as inverse distance compared to EM wave which falls as inverse-square, making sources at higher redshifts detectable. Taking advantage of the nature of GWs in this regime, it is possible to obtain detailed insights into the properties of gravitational lenses [2–15].

In this work, we study the effect of GW lensing due to dark matter halo modelled as fuzzy dark matter (FDM) [16–18] (see Refs. [19, 20] for recent reviews), an alternative to cold dark matter (CDM). FDM resolves some of the subgalactic tensions with CDM (discussed in Sec. 3) [21–23], such as the core cusp problem [24–27], overprediction of high luminous galaxies [28] and that of satellite galaxies [29, 30], effect of baryonic physics [31].

Although lensing of electromagnetic sources in FDM leads to rich signatures [32–35], we restrict ourselves to GWs in the WO regime only, which can be observed in weakly lensed signals, potentially leading to more frequent detections [3, 11, 36].

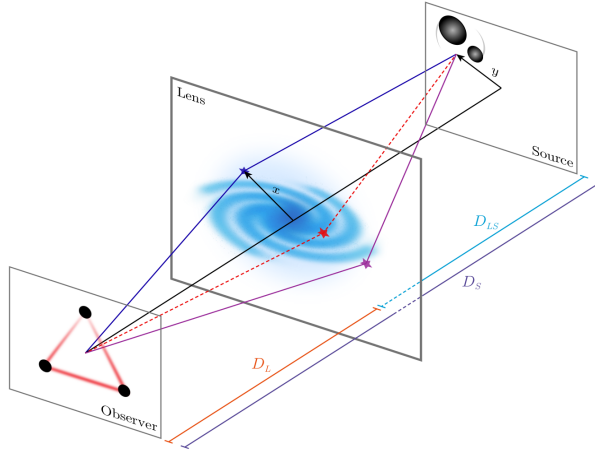


Figure 1: This configuration for gravitational lensing involves a lens positioned at an angular diameter distance D_L , which acts to magnify a source located at an angular distance D_S . The source is not at the centre of the lens and has an impact parameter, y . When considering the geometric-optics limit, the lens produces multiple images, shown as “stars”, whose positions are determined by dimensionless coordinates $x = \xi/\xi_0$, in the lens plane. It is possible to observe all the images of the lensed gravitational waves (GWs) signal. [Image: [5]]

Focussed on harnessing the WO features, we work with GW signals from the massive black holes (MBHs) binaries which will be detected by Laser Interferometer Space Antenna (LISA). GW signals from such sources are expected to be one of the loudest sources in the LISA band, with signal-to-noise ratios (SNRs) ranging from a few tens to a few hundred [37].

Our results show that FDM halos ($10^{5-5.5}M_\odot$) composed of boson mass, $m_\phi \simeq 10^{-23}$ deviate significantly in WO features from the CDM halo modelled as Navarro-Frenk-White (NFW). As halo mass or boson mass increases, the WO features converge to the CDM halo. The structure of this work is organized as follows. In Sec. 2, we establish the basic lensing formalism for propagating GWs where we define the relevant terms, quantities, assumptions, and observables that form the basis of our study. With the fundamental formalism of GW lensing in place, we briefly discuss FDM in Sec. 3. Here we focus solely on the features that separate FDM from CDM and how its quantum nature alleviates some of the sub-galactic tension with CDM. We further delve into the formation of an FDM halo (Sec. 3.2) and the astrophysical constraints (Sec. 3.3). In the further subsections (Sec. 3.4), we detail how we model our FDM halo and discuss its lensing features in Sec. 4. Finally, in Sec. 5, we focus on the possible detection of these WO features in the LISA band and conclude in Sec. 6.

2 Gravitational Wave Lensing in the Wave-optics Regime

We begin with the formalism to study lensed GW signals, for a general configuration, as shown in Fig. 2 (for more details on the framework, see Refs. [38]).

The GW source and lens are at angular diameter distance D_S and D_L from the observer, respectively. D_{LS} is the angular diameter distance between the lens and the source. The source centre is not perfectly aligned with the lens centre and has an angular deviation η , the impact parameter. Under the geometric-optics limit, the lens produces multiple images

(marked with “stars”) at dimensionless coordinates $x = \xi_I/\xi$ in the lens plane. We develop our formalism under the thin lens approximation and project the density along the line of sight onto the lens plane. The cosmological quantities are defined as follows – scale factor: $a = (1 + z_L)^{-1}$, effective distance: $d_{\text{eff}} \equiv aD_{LS}D_S^{-1}$. We fix the Ω_Λ and Ω_m at 0.7 and 0.3 respectively with Hubble parameter to be $H_0 = 70$ km/s/Mpc (close to Planck values [39]) and work in units with $c = 1$.

The quantity of interest is the amplification factor, F which is the ratio of lensed to unlensed GW strain (in frequency domain) can be represented as in Eq. 2.1,

$$F(f) = \frac{\tilde{h}_L(f)}{\tilde{h}_0(f)} \quad (2.1)$$

where \tilde{h}_L and \tilde{h}_0 are the lensed and unlensed GW strain in the frequency domain.

The GW strain can be expressed as $h_{\mu\nu} = \Phi e_{\mu\nu}$ where Φ is scalar part of the wave and $e_{\mu\nu}$ is the polarization tensor [40]. In a case where the wavelength of a wave is much smaller than the typical radius of the curvature of the background, polarization tensor $e_{\mu\nu}$ is parallel-transported along the null geodesic [5]. Thus we can restrict only to the scalar part (Φ). The amplification factor can now be expressed in terms of this scalar part as Eq. 2.2

$$F(f) = \frac{\tilde{\Phi}_L}{\tilde{\Phi}_0} = \frac{-if}{d_{\text{eff}}} \int d^2\xi e^{2\pi i f t_d(\xi, \eta)}, \quad (2.2)$$

where $t_d(\xi, \eta)$ is the time delay function of the lens given by Eq. 2.3

$$t_d(\xi, \eta) = \frac{1}{2d_{\text{eff}}} \left(\xi - \frac{D_L}{D_S} \eta \right)^2 - \hat{\psi}(\xi) - \hat{\phi}_m(\eta) \quad (2.3)$$

where $\hat{\psi}(\xi)$ and $\hat{\phi}_m(\eta)$ are lensing potential and time-delay phase respectively. Lensing potential can now be computed using

$$\nabla_\xi^2 \hat{\psi}(\xi) = 8\pi G \Sigma(\xi), \quad (2.4)$$

where ∇_ξ^2 is the Laplacian 2D operator, and G is the Newtonian gravitational constant. In Eq. 2.4, $\Sigma(\xi)$ is the projected density, which is computed by projecting the density along the line of sight of the lens onto the lens plane. For a given density profile ($\rho(r)$, where r is the spatial parameter), of the lens, the projected density, $\Sigma(\xi)$, can be expressed as

$$\Sigma(\xi) = \int_{-\infty}^{\infty} d\mathcal{Z} \rho(\sqrt{\xi^2 + \mathcal{Z}^2}). \quad (2.5)$$

Eq. 2.1–2.5 can be computed in terms of dimensionless quantities x and y , defined as in Eq. 2.6 as

$$\begin{aligned} x &= \frac{\xi}{\xi_0} \\ y &= \frac{\eta}{\eta_0} \end{aligned} \quad (2.6)$$

where ξ_0 is an angular scale and $\eta_0 \equiv D_S \xi_0 / D_L$. Now, the lensing potential ($\hat{\psi}(\xi)$) and time-delay phase ($\hat{\phi}(\eta)$) can also be expressed in terms of dimensionless quantities using the

scaling as in Eq. 2.6

$$\begin{aligned}\phi(x, y) &= \frac{d_{\text{eff}}}{\xi_0^2} t_d(x, y) \\ \psi(x, y) &= \frac{d_{\text{eff}}}{a\xi_0^2} \hat{\psi}(x, y)\end{aligned}\tag{2.7}$$

The rescaled lensing potential can be evaluated as

$$\nabla_x^2 \hat{\psi}(x) = 2\kappa(x)\tag{2.8}$$

where $\kappa(x)$ is the convergence given by

$$\kappa(x) = \frac{\Sigma(\xi_0 x)}{\Sigma_{\text{cr}}}\tag{2.9}$$

with *critical density* $\Sigma_{\text{cr}} \equiv a(4\pi G d_{\text{eff}})^{-1}$.

We focus on using Green's function method to evaluate the rescaled lensing potential, given as in Eq. 2.10

$$\psi(x) = \frac{1}{\pi} \int d^2 x' \kappa(x') \log |x - x'|.\tag{2.10}$$

The dimensionless version of the time delay function (Fermat potential) takes the form

$$\phi(x, y) = \frac{1}{2}|x - y|^2 - \psi(x) - \phi_m(y).\tag{2.11}$$

Applying scaling relation from Eq. 2.6–2.10 the diffraction integral $F(f)$ can be expressed as

$$F(w) = \frac{w}{2\pi i} \int d^2 x e^{i w \phi(x, y)}\tag{2.12}$$

where w is the dimensionless frequency

$$w \equiv 8\pi G M_{Lz} f\tag{2.13}$$

corresponding to an effective redshifted lens mass defined as

$$M_{Lz} \equiv \frac{\xi_0^2}{4G d_{\text{eff}}}.\tag{2.14}$$

The Fourier transform of $F(w)$ can be expressed as $\mathcal{I}(\tau)$ as in Eq. 2.15

$$\mathcal{I}(\tau) = \int_{-\infty}^{+\infty} \frac{iF(w)}{w} e^{-i w \tau} dw.\tag{2.15}$$

We are interested in the WO regime, which is marked by the onset of the first peak followed by oscillatory behaviour in the amplification factor. These oscillations are due to the interference between the multiple images (Fig. 2). The computation of the amplification factor, $F(w)$, requires solving the complex integral in Eq. 2.12, which inherently depends on the lens' density distribution through the lensing potential.

To accomplish this, we leverage the Gravitational Lensing of Waves (GLoW) code [38]¹, a specialized tool designed for wave optics calculations. The GLoW framework enables precise

¹https://miguelzuma.github.io/GLoW_public/index.html

evaluation of $F(w)$ by implementing efficient numerical techniques tailored for lensing scenarios. For our analysis, we utilize the `SingleIntegral` method, a highly optimized approach written in C. This method is particularly well-suited for axisymmetric lensing configurations and handles both single and multiple image systems with high accuracy.

As described in [38], the `SingleIntegral` method, is valid for generic but symmetric lenses. It involves two main steps: first, calculating the dimensionless diffraction integral $\mathcal{I}(\tau)$, and second, applying a direct Fast Fourier Transform (FFT) to obtain the amplification factor $F(w)$. This approach ensures computational efficiency while retaining the fidelity of WO phenomena, such as the oscillatory interference patterns resulting from image multiplicity. Additionally, the GLoW code provides flexibility for studying a wide range of lens models, including substructure making it a versatile tool for studying WO features.

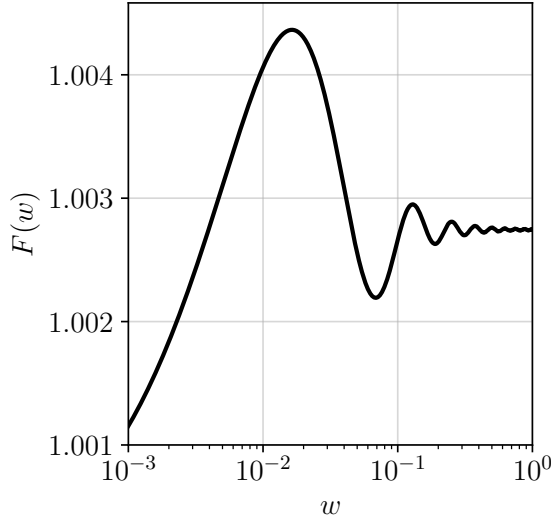


Figure 2: The WO regime, marked by the onset of the first peak followed by oscillatory behaviour due to the interference between the multiple images. The computation of $F(w)$, requires solving the complex integral in Eq. 2.12, which inherently depends on the lens’ density distribution through the lensing potential.

3 Fuzzy dark matter

CDM simulations have provided a successful framework for understanding the large-scale phenomena in the Universe, explaining the matter-energy relationship and the evolution of cosmic structures. However, these simulations face significant challenges in explaining galactic or sub-galactic scale observations [21–23, 27]. Some of these challenges are as follows

- *Core cusp problem* – Dark matter haloes predicted by CDM are expected to have a cuspy core. However, observations reveal a deviation from this prediction, with haloes demonstrating a more uniform density towards their centres [24–26].

- *Too big to fail* – The predicted number of high luminosity satellites in CDM simulations exceeds the observed count [28].
- *Baryonic Tully-Fisher Relation* – The tight relationship between the circular velocity of galaxies and their total baryonic mass demonstrates a distinct slope and reduced scatter compared to predictions from CDM and hierarchical structure formation theories [31].
- *Missing Satellites* – Prediction of over-abundance of halo substructures relative to the observed number of satellite galaxies [29, 30].

To address these challenges, an alternative dark matter model is proposed, consisting of extremely light bosons or axions with masses in the range, $m_\phi \sim 10^{-22} - 10^{-23}$ eV. This model, known as “Fuzzy Dark Matter” (FDM) [16–20, 41–43], replicates the behaviour of Cold Dark Matter (CDM) on large scales, with deviations becoming apparent only at smaller scales (Sec. 3.1).

In the following section, we briefly explore the properties of FDM halos and their implications on cosmological scales (Sec. 3.1). Additionally, we discuss the proposed formation mechanisms of FDM halos (Sec. 3.2) and review some astrophysical constraints (Sec. 3.3) on the mass of FDM halos arising from their quantum nature. Finally, in Sec. 3.4, we discuss how we model our FDM halo.

3.1 Nature and consequences of fuzzy dark matter

On large scales, FDM effectively mimics the behaviour of CDM. However, on smaller scales, all the collapsed filaments are distinguished by the presence of a stable core, called *soliton*. The core represents a dense structure of coherent standing waves, obeying the Schrödinger-Poisson equation. In every FDM halo, a flat density distribution towards the centre is facilitated by the existence of these cores. These cores continue to grow as additional matter is accreted to the expanding potential well. However, due to the quantum pressure exerted by FDM, an upper limit exists on the amount of infalling matter. Consequently, the core is surrounded by virialized halos. On small scales, FDM exhibits the presence of interference patterns which continuously fluctuate in density, creating a stable system by generating quantum and turbulent pressure to counterbalance the gravitational attraction of infalling material.

FDM particles can be expressed in terms of de Broglie’s wavelength as [18]

$$\lambda = \frac{\hbar}{mv} = 1.92 \hbar \left(\frac{10^{-22} \text{ eV}}{m_\phi} \right) \left(\frac{10 \text{ km s}^{-1}}{v} \right) (\text{kpc/h}). \quad (3.1)$$

The extremely small mass of FDM results in a very long de Broglie wavelength giving rise to wave-like behaviour. In the early Universe (very high redshifts), when matter density was low, the wave-like nature of FDM particles was more pronounced. The interference patterns generated by the long de Broglie wavelength inhibit the collapse of matter into low-mass halos. Instead, it tends to smear out density fluctuations, preventing the formation of localized structures. The interference effects due to the large wavelengths hinder the clumping of matter into small-scale structures, making low-mass halos harder to form.

3.2 Formation of fuzzy dark matter halo

The evolution of the FDM halo involves several distinct stages that contribute to the formation of structures in the Universe. Beginning as small clumps within a filamentary structure,

dark matter gradually accretes onto the growing potential wells, eventually leading to full virialization and the formation of the first halo. The gravitational influence plays a crucial role in initiating the collapse of the scalar field associated with FDM. On scales comparable to the de Broglie wavelength, the gravitational attraction overcomes the quantum pressure, initiating the collapse process. During the collapse, the energy of the scalar field redistributes away from the region of the highest density. This redistribution of energy results in the formation of a stable solitonic core within the halo. Once a stable core has formed, further accretion of matter onto the core is not possible. During these stages, the quantum nature of dark matter becomes apparent through the development of interference patterns. These patterns provide evidence of the wave-like behaviour inherent to FDM particles.

3.3 Constraints on fuzzy dark matter halo

We can constrain the minimum allowed mass for the FDM halo using the Jeans mass stability criterion [18, 42]. This follows as

$$M > 1.47 \times 10^7 (1+z)^{3/4} \left(\frac{\Omega_{\text{FDM}} h^2}{0.12} \right)^{1/4} \left(\frac{m_\phi}{10^{-22} \text{eV}} \right)^{-3/2} M_\odot \quad (3.2)$$

where $h \equiv H_0/100 \text{km/s/Mpc}$ is the dimensionless reduced Hubble constant and Ω_{FDM} represents the current fraction of the universe's critical energy density contributed by the dark matter component.

Although a lower bound exists for the FDM halo mass, if the maximum mass is significantly larger than the soliton mass, the soliton constitutes only a small fraction of the total halo mass. This suppresses the quantum nature of the halo, consequently, the WO features of the FDM halo resemble those of a CDM halo (see Fig. 4 and Fig. 5, top to bottom row).

Using the quantum nature of the FDM halo, it is thus possible to provide an upper bound on the central density of the FDM halo. Restricting the de-Broglie's wavelength, which cannot exceed the virial radius, $R_{\text{vir}} \sim GM/v^2$ of an equilibrium self-gravitating system of mass M and the boson mass, m_ϕ , implies $r \geq \hbar^2/(GMm_\phi)^2$. Then the central density, ρ_c (Eq. 3.3 [18]) follows

$$\rho_c \leq 7.051 \times 10^9 \left(\frac{m_\phi}{10^{-22} \text{eV}} \right)^6 \left(\frac{M}{10^9 M_\odot} \right)^4 M_\odot \text{ kpc}^{-3}. \quad (3.3)$$

3.4 Modelling the fuzzy dark matter halo

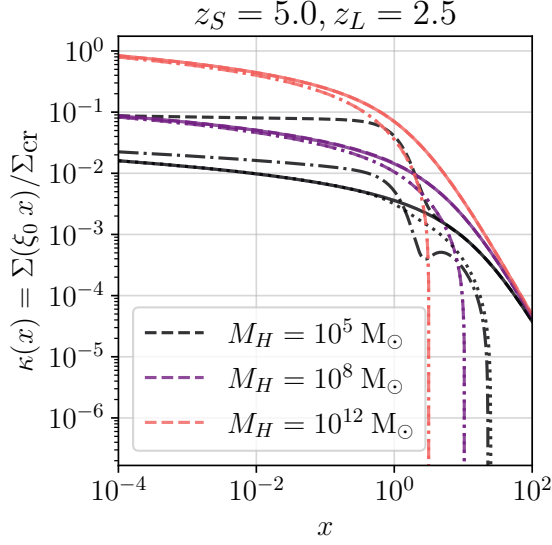
We model the FDM density distribution by incorporating a solitonic core in an NFW halo. With deviations from NFW only at small scales, the cusp is replaced with a solitonic core. The complete profile is modelled as

$$\rho_{\text{FDM}}(r) = \Theta(r_\epsilon - r) \rho_{\text{SOL}}(r) + \Theta(r - r_\epsilon) \rho_{\text{NFW}}(r). \quad (3.4)$$

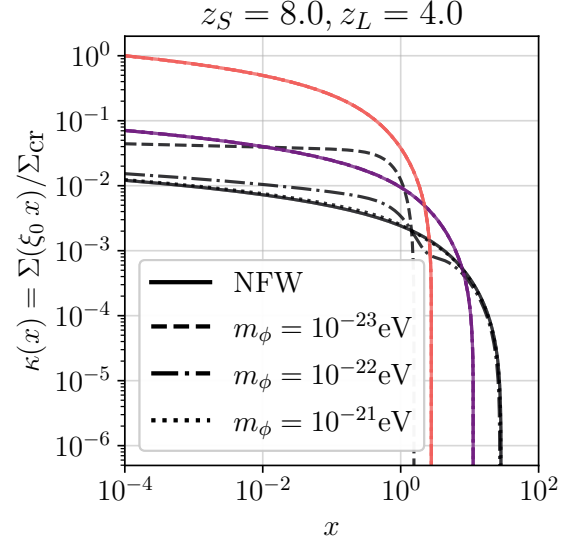
where Θ represents the Heaviside step function, and r_ϵ is the transitioning radius from solitonic core to NFW profile ².

$$\rho_{\text{SOL}}(r) = 1.9 \times 10^9 \left(\frac{h}{a} \right) \left(\frac{m_\phi}{10^{-23} \text{eV}} \right)^{-2} \left(\frac{R_c}{\text{kpc/h}} \right)^{-4} \left(1 + 9.1 \times 10^{-2} \frac{r^2}{R_c^2} \right)^{-8} \frac{M_\odot}{(\text{kpc/h})^3} \quad (3.5)$$

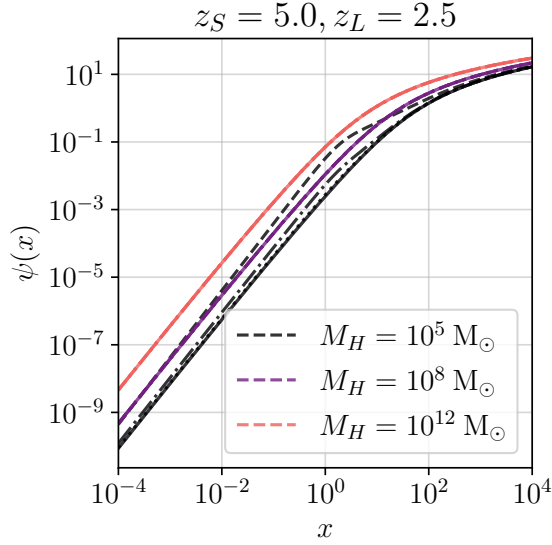
² $r_\epsilon : \rho_{\text{SOL}}(r_\epsilon) = \rho_{\text{NFW}}(r_\epsilon)$



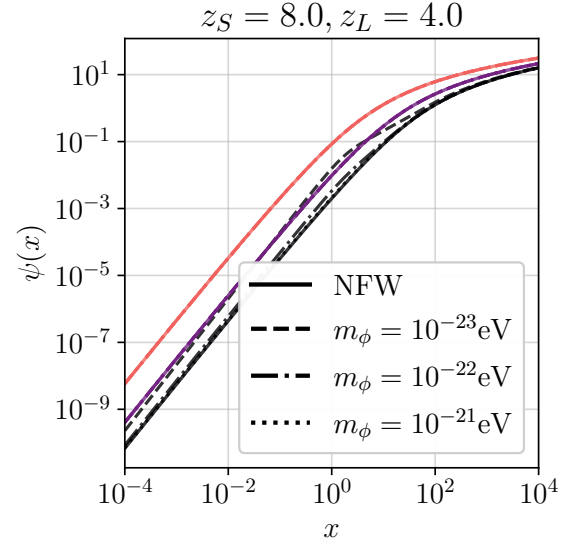
(a)



(b)



(c)



(d)

Figure 3: Normalized projected density, $\Sigma(\xi)$ (top row) and Lensing potential, $\psi(x)$ (bottom row), for FDM and NFW (solid). The results are presented for three halo masses, $M_H \in \{10^8, 10^{10}, 10^{12}\} M_\odot$ each varying for two boson mass $m_\phi \in \{10^{-21}, 10^{-22}, 10^{-23}\} \text{ eV}$ (dashed, dot-dashed and dotted respectively). These quantities are calculated for fixed lens redshifts of $z_L = 2.5$ (top row) and $z_L = 4.0$ (bottom row).

$$R_c = 1.6ha^{1/2} \left(\frac{m_\phi}{10^{-22}\text{eV}} \right)^{-1} \left(\frac{\zeta(z_L)}{\zeta(0)} \right)^{-1/6} \left(\frac{M_{\text{vir}}}{10^9 M_\odot} \right)^{-1/3} \frac{\text{kpc}}{h} \quad (3.6)$$

$$M_c = \frac{1}{4} a^{-1/2} \left(\frac{\zeta(z_L)}{\zeta(0)} \right)^{1/6} \left(\frac{M_{\text{vir}}}{M_{\text{min},0}} \right)^{1/3} M_{\text{min},0} M_\odot \quad (3.7)$$

$$\rho_{\text{NFW}}(r) = \rho_0 \left(\frac{r}{R_s} \right)^{-1} \left(1 + \frac{r}{R_s} \right)^{-2} \frac{M_\odot}{(\text{kpc}/h)^3}. \quad (3.8)$$

Following [17], the density profile of the solitonic core can be described as in Eq. 3.5, where R_c represents the core radius. The boson mass has a strong influence on the core radius, which can be expressed as in Eq. 3.6. From [41] mass of the core M_c , can be expressed in terms of M_{vir} as in Eq. 3.7, where $\zeta(z_L) \equiv 18\pi^2 + 82(w_m - 1) - 39(w_m - 1)^2 w_m^{-1} \sim 350(180)$ for $z_L = 0$ ($z_L \geq 0$) [44] and $M_{\text{min}} \equiv 375^{-1/4} 32\pi\zeta(0)^{1/4} \rho_c (H_0 m_\phi / \hbar)^{-3/2} w_m^{-3/4} \sim 4.4 \times 10^7 (m_\phi / 10^{-22}\text{eV})^{-3/2} M_\odot$.

NFW profile can be expressed as in Eq. 3.8, where $R_s = R_{\text{vir}} c_{\text{NFW}}^{-1} \text{kpc } h^{-1}$ represents the transition between a log-slope -1 in the central part and a log-slope of -3 in the outer, and c_{NFW} is the concentration parameter. The central density, ρ_0 , can be expressed in terms of c_{NFW} as

$$\rho_0 = \frac{\rho_c \Delta_c c_{\text{NFW}}^3}{3 [\log(1 + c_{\text{NFW}}) - c_{\text{NFW}}(1 + c_{\text{NFW}})^{-1}]} \frac{M_\odot}{(\text{kpc}/h)^3} \quad (3.9)$$

where, ρ_c represents the critical density and Δ_c is the overdensity.

In Fig. 3 we show the convergence, $\kappa = \Sigma/\Sigma_{\text{cr}}$ for FDM (dashed, dotted-dashed) and NFW (solid) for a range of halo and boson mass at a fixed redshift. From Fig. 3, we can see that low-mass halos with lighter boson mass, m_ϕ show a larger deviation from NFW-only halos. This effect becomes even more pronounced in low-redshift halos, where the deviation from NFW-only profiles is significantly enhanced.

4 Wave optics features of FDM

With the FDM halo now modelled, we can shift our focus to its wave optics (WO) features. Following the procedure outlined in Sec. 2, we can compute the projected density, Σ_{FDM} , using Eq. 2.5 and consequently the lensing potential, $\psi(x)$.

As described in Sec. 3.4, we model the FDM halo as a solitonic core (SC) embedded within an NFW halo. To compute the lensing potential, $\psi(x)$, for this composite halo, it is essential to determine a normalizing scale, ξ_0^{FDM} (see Eq. 2.7). Based on our modeling approach (detailed in Appendix A), the normalizing scale can be expressed as

$$\xi_0^{\text{FDM}} = \frac{\xi_0^{\text{SC}}}{\xi_0^{\text{NFW}}} = \frac{R_c}{\xi_0^{\text{NFW}}} \sqrt{\frac{2\Lambda}{\Sigma_{\text{cr}}}}. \quad (4.1)$$

With this normalization factor in hand, we proceed to evaluate the lensing features produced by the FDM halo and compare them with those of a pure NFW halo (see Fig. 4 and Fig. 5). Using the computational method outlined in [3] and [38], we examine the evolution of the time-domain integral $\mathcal{I}(\tau)$ (Eq. 2.15) as well as the amplification factor $F(w)$ (Eq. 2.12).

The results are presented across a range of parameters. We show the WO features for a source with impact parameters $y \in \{3, 5, 8\}$. For comparison, we plot these features for

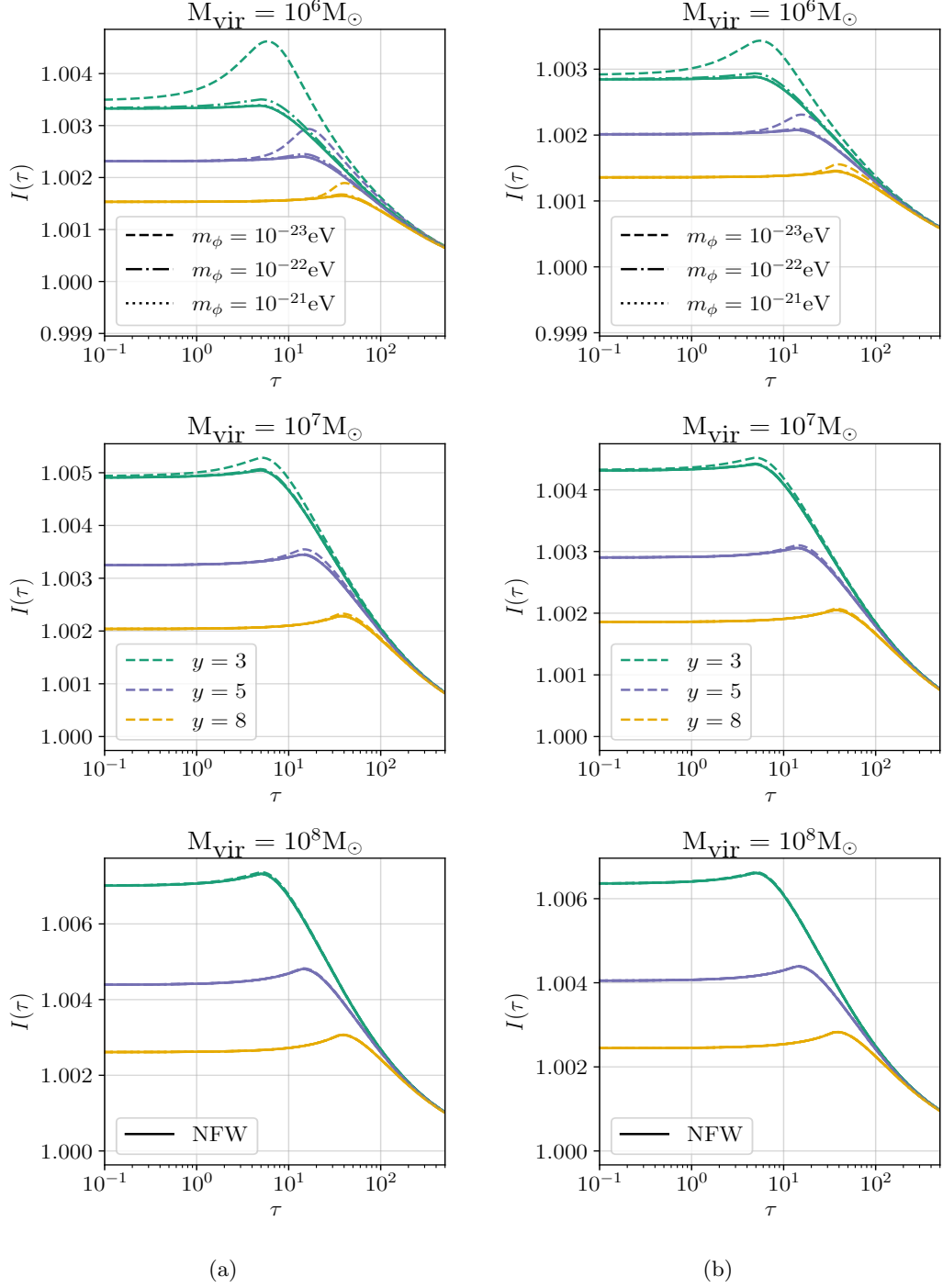


Figure 4: Wave Optics (WO) features for NFW (solid) and FDM (dashed, dotted-dashed and dotted). $I(\tau)$ is shown for impact parameter $y \in \{3, 5, 8\}$ for different $m_\phi \in \{10^{-23}, 10^{-22}, 10^{-21}\}$ eV each varying over three virial masses $M_{\text{vir}} \in \{10^6, 10^7, 10^8\} M_\odot$ with a fixed lens redshift of $z_L = 2.5$ (left column) and $z_L = 4.0$ (right column).

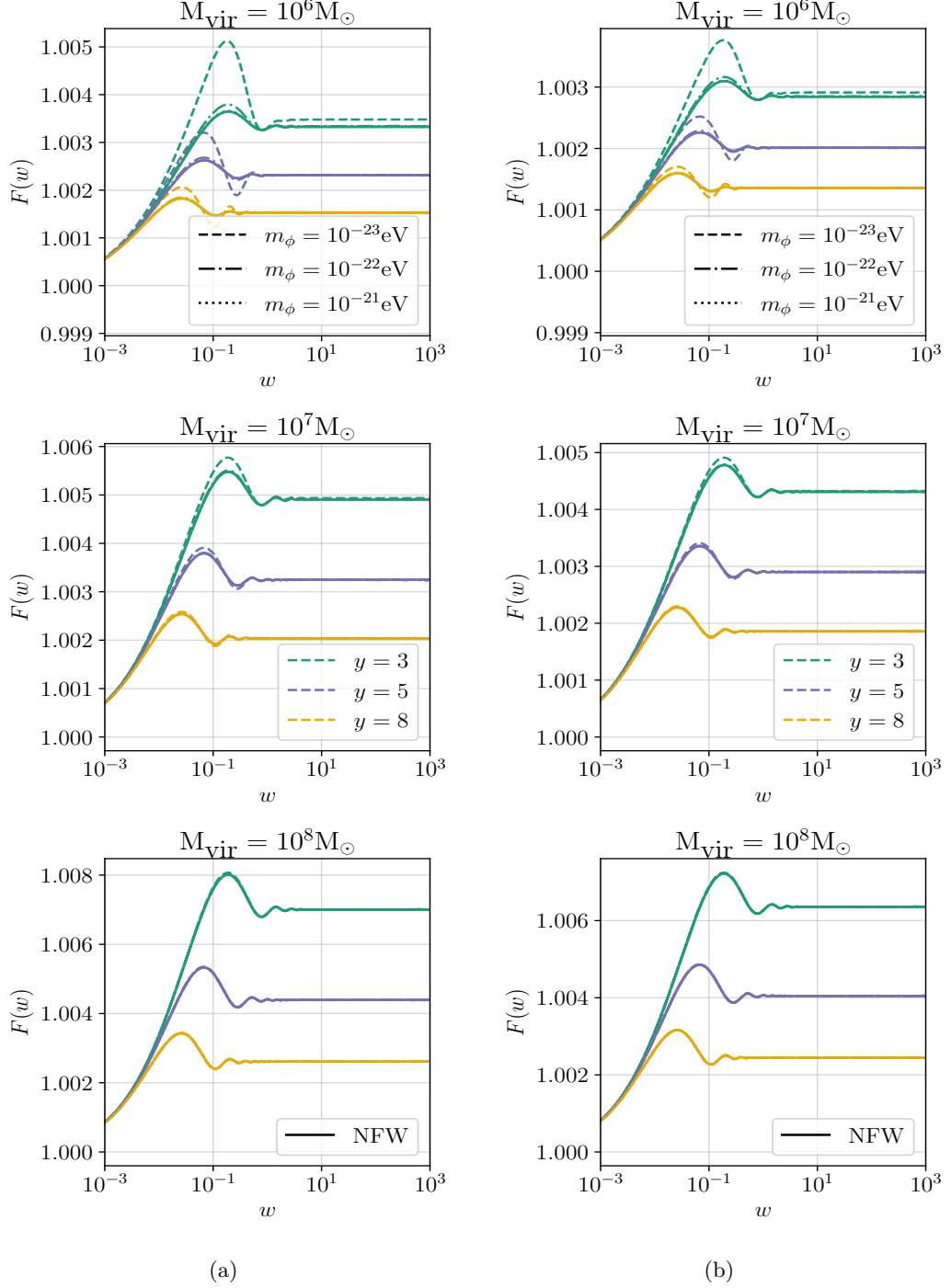


Figure 5: (Continued) WO features – $F(w)$ with the same parameters as in the previous figure Fig. 4.

three boson masses, $m_\phi \in \{10^{-23}, 10^{-22}, 10^{-21}\}$ eV, across three halos with virial masses $M_{\text{vir}} \in \{10^6, 10^7, 10^8\} M_\odot$. Additionally, we include the same features for an NFW-only halo (solid lines), while fixing the lens redshift at $z_L = 2.5$ and $z_L = 4.0$.

In the following subsections, we focus on the features present in the time-domain integral $\mathcal{I}(\tau)$ and the amplification factor $F(w)$ for the FDM lens, and how these differ from those of the NFW lens.

4.1 Time domain integral : $\mathcal{I}(\tau)$

Both FDM and NFW lenses exhibit characteristic behaviour in $\mathcal{I}(\tau)$, which first attains a maximum at $\tau_c = \phi(x=0, y)$ and then gradually decreases to approach unity. The peak is due to the high curvature in the constant ϕ contours as they approach the lens. The peak's height, width, and position depend on the lens matter distribution and the impact parameter. In Fig. 4, the peak of $\mathcal{I}(\tau)$ shifts to higher τ with decreasing height as y increases. This occurs because an increase in y results in the interaction of higher τ with the lens centre, forcing the peak to move towards a larger value of τ . The peak's height can be understood using the non-perturbative single-image framework discussed in [3] and as expressed in Eq. 4.2

$$\mathcal{I}(\tau) = \int_0^{2\pi} d\theta \frac{R(\theta)}{|\partial_R \phi|}. \quad (4.2)$$

We also observe that as M_{vir} increases (from top to bottom in Fig. 4), the peak position of $\mathcal{I}(\tau)$ remains unchanged for the reasons described above. However, the height and width are affected, reflecting differences in the lens matter distribution. More massive halos (larger M_{vir}) exhibit deeper gravitational potentials, resulting in taller and narrower peaks (as described in Eq. 4.2).

While comparing these features with NFW, FDM lenses show deviation for low m_ϕ which are particularly pronounced for low M_{vir} . The deviations diminish as m_ϕ and M_{vir} increase. For large m_ϕ , the de Broglie's wavelength becomes small (Eq. 3.1), leading to clumping of large amounts of matter (Sec. 3.2). This results in a small soliton radius (Eq. 3.6) and the suppression of distinctive FDM features. Consequently, for large M_{vir} , FDM and NFW exhibit similar characteristics.

The features are consistent across redshifts, but slightly higher values of $\mathcal{I}(\tau)$ are observed at lower redshifts for low M_{vir} . This arises from longer accretion cycles at lower redshifts, leading to a heavier core for the same M_{vir} . However, for larger M_{vir} or m_ϕ , this effect diminishes due to the reduced core-to-halo size ratio.

4.2 Amplification factor : $F(w)$

The presence of peaks in $\mathcal{I}(\tau)$ corresponds to the oscillatory behaviour observed in $F(w)$. From Fig. 5, a similar shift in the position of the first peak in $F(w)$ is evident, mirroring the behaviour of $\mathcal{I}(\tau)$. Sharper peaks in $\mathcal{I}(\tau)$ lead to more pronounced features in $F(w)$ and slower-decaying oscillations that persist at larger values of w . These oscillations in $F(w)$ arise from the varying phase differences between multiple images arriving via different paths.

Lower values of m_ϕ result in more prominent oscillations, attributable to the soliton core embedded within the FDM halo. Smaller m_ϕ values correspond to larger soliton cores, enhancing the oscillatory behaviour – a feature also observed in cored lenses studied in [5].

5 Detection prospects

We will now address the prospects of observing these WO features of the FDM lens. First, we show how these features can help distinguish FDM halos from NFW halos. Then, we explore whether the FDM solitonic core enhances the detectability of weakly lensed signals.

5.1 Identifiability of solitonic cores

We aim to determine whether NFW and FDM halos can be distinguished by their WO lensing imprints. To do this, we compare the amplification factor, $F(w)$, for both profiles.

To ensure a meaningful comparison, we must account for potential differences in the (unknown) lens parameters. Thus, we fix the impact parameter for the FDM profile, y_{FDM} , and vary y_{NFW} for the NFW profile. This approach is similar to the one discussed in Ref. [13]. The optimization problem can be mathematically expressed as:

$$\min_{y_{\text{NFW}}} \int |F_{\text{NFW}}(w, y_{\text{NFW}}) - F_{\text{FDM}}(w, y_{\text{FDM}})| dw. \quad (5.1)$$

Here, the integral is taken over the dimensionless frequency range of interest and could be weighted to account for the sensitivity of observations (e.g. including signal strength and detector sensitivity). For simplicity, we will perform the optimization as Eq. 5.1 in a range of w that captures both the onset of diffraction, where $F \sim 1$, and the geometric optics limit, where $F \rightarrow \text{const}$ (see Fig. 6). This approach allows us to determine the optimal value of y_{NFW} , which minimizes the discrepancy between the amplification factors of the two models.

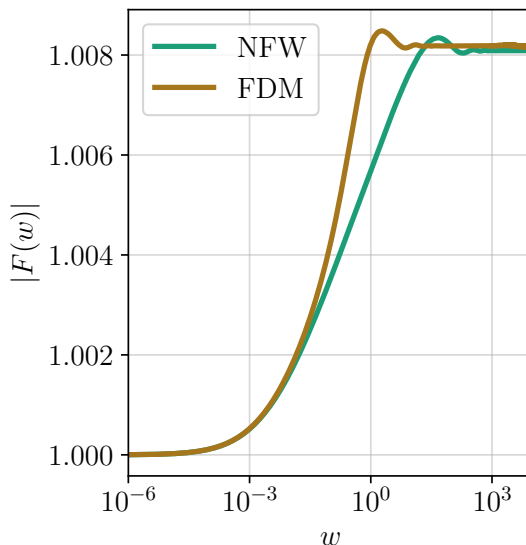


Figure 6: Comparison of the amplification factor $F(w)$, for the NFW and FDM halo, highlighting their differences across frequency w . The FDM impact parameter has been chosen to minimize the difference in amplification factors (see text). This approach allows for a direct comparison of the two profiles under consistent observational conditions, illustrating the distinguishability of the halo models.

Fig. 6 shows how WO features can distinguish between the NFW and FDM, even for different impact parameters. Our results are robust to varying the halo mass in both profiles

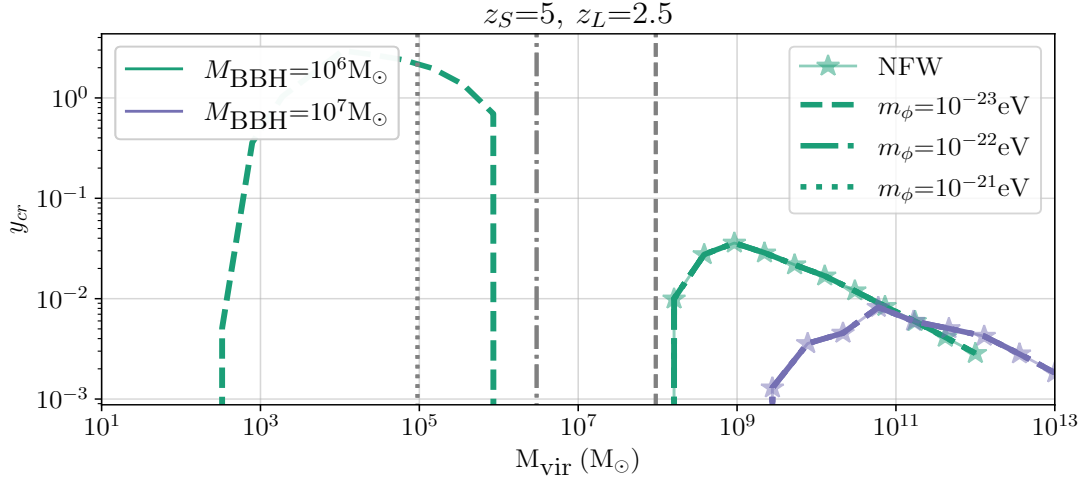


Figure 7: y_{cr} for NFW and FDM for a lensed GW signal from a merger of an equal massive binary black hole of $10^6 M_\odot$ (green) and $10^7 M_\odot$ (purple). The source/lens redshifts are fixed $z_S = 5$ and $z_L = 2.5$. Lines show predictions for NFW (solid, stars) and three different boson masses (dashed-dotted from lighter to heavier). The vertical lines correspond to the lowest allowed halo masses for $w_{\text{FDM}} = 0.3$. FDM does not increase the detectability of isolated halos with respect to NFW: the boost for light halos $M_{\text{vir}} < 10^6 M_\odot$ corresponds to objects that can not form in the ultra-light boson mass range.

(i.e. fixed M_{vir} for FDM but varied for NFW). The dimensionless frequency is proportional to a monotonic function of the mass. Therefore, changing the mass of the FDM profile amounts to a horizontal shift of the curve shown in Fig. 6. While this shift can reduce the disagreement between both predictions, it only affects a narrow range of frequencies. It should be noted that WO lensing features are not strongly degenerate with intrinsic source parameters, at least for non-spinning binaries [45, Fig. 7]. We aim to explore the distinguishability of solitonic cores in more detail in future works.

5.2 Enhanced detection probability?

We now address whether a dense solitonic core increases the probability of detecting WO lensing by FDM halos. This is plausible, as more concentrated profiles typically enhance detection prospects: the effect has been shown explicitly for NFW [45, Fig. 15], as well as indirectly by comparing NFW with singular-isothermal profiles [3, 4, 11, 46].

We will compute the highest impact parameter at which WO features can be potentially detected, y_{cr} following the method described in Ref. [3]. The critical impact parameter offers a good characterization of lensing probabilities, which scale as the enclosed surface $\propto y_{\text{cr}}^2$. If y_{cr} deviates substantially from NFW, detection probabilities can be obtained by accounting for the halo mass function to obtain the (optical depth) [3, 11, 45].

The detectability of the lensing features can be studied using *mismatch*, which is expressed as

$$\mathcal{M} = 1 - \frac{\langle h_L | h_0 \rangle}{\sqrt{\langle h_L | h_L \rangle \langle h_0 | h_0 \rangle}} \quad (5.2)$$

where symbols have their usual meaning. Eq. 5.2 depends on the normalized noise-weighted inner product between the lensed GW signal (h_L) and unlensed GW signal (h_0), which is defined as

$$\langle h_L | h_0 \rangle = 4 \operatorname{Re} \int_0^\infty \frac{df}{S_n(f)} \tilde{h}_L(f) \tilde{h}_0(f) \quad (5.3)$$

where $\tilde{h}_L(f)$ is the frequency domain waveform and $S_n(f)$ represents the sky-averaged one-sided detector power spectral density (PSD). The signal-to-noise ratio SNR can now be defined in terms of this noise-weighted inner product as $\text{SNR} \equiv \sqrt{\langle h | h \rangle}$. We follow the Lindblom criterion [47], which states that the distinguishability condition is fulfilled only if $\langle \delta h | \delta h \rangle < 1$ where $\delta h \equiv h_L - h_0$. For comparable SNR signals, which would be a case for weakly lensed and unlensed GW signals, the criteria require $\mathcal{M} \times \text{SNR}^2 > 1$ [3].

For our analysis, we fix the GW source to be an equal mass massive black hole. For simplicity, we have excluded the spin parameter and inclination and polarization effects are sky-averaged. We have used IMRPhenomXHM [48], which is a waveform for non-precessing black-hole binaries to generate the GW waveform.

The condition $\mathcal{M} \times \text{SNR}^2 = 1$ marks the region of critical impact parameter y_{cr} , which is the minimum value of y required for the detectability of WO features. In Fig. 7, we show the critical impact parameter as a function of the halo mass, for both NFW and FDM profiles. We consider two (total) masses of for the binary-black hole and three cases of ultra-light boson $m_\phi \in \{10^{-23}, 10^{-22}, 10^{-21}\}$ eV. For high mass halos $M_{\text{vir}} \geq 10^8 M_\odot$ the critical impact parameter of FDM is almost identical to that of NFW. Only for the lightest boson particles (10^{-23} eV) do we observe a strong enhancement of y_{cr} at very low halo masses $M_{\text{vir}} \sim 10^3 - 10^6 M_\odot$. However, this is artificial, as such light halos are prevented from forming dynamically in ultra-light FDM models.

We therefore conclude that solitonic cores, although in principle distinguishable via WO features, do not increase the detectability of isolated halos with respect to the NFW model. This means that the rates will be comparable to those derived in Ref. [45] (at least as long as the halo mass functions of FDM and CDM are close enough). The assumption of isolated halos is an important caveat to this conclusion: more complex lens configurations can enhance the detectability of WO distortions, e.g. in a halo+subhalo system [45, Fig. 17].

6 Conclusions

In this work, we investigated the prospects for detecting wave optics (WO) features in lensed gravitational wave (GW) signals from massive black hole mergers, lensed by dark matter halos composed of fuzzy dark matter (FDM). This focus is motivated from FDM's capacity to address observational challenges at galactic and sub-galactic scales, distinguishing it from the standard cold dark matter (CDM) paradigm [21–23]. We focussed on the capability of future space-based GW detector Laser Interferometer Space Antenna (LISA) [37] to probe unique WO features of the FDM halo.

Using semi-analytic modelling of FDM halo (Sec. 3.4) and numerical computations (Sec. 2), we analyzed the induced WO effects on GW signals. The presence of a solitonic core in FDM halos induces distinct oscillatory features in $F(w)$, which are absent in CDM lensing scenarios. While both FDM and CDM halos produce WO effects, the solitonic core in FDM introduces sharper peaks in $\mathcal{I}(\tau)$ and slower decaying oscillations in $F(w)$. This distinction provides a potential for differentiating between the two dark matter models using GW lensing observations. These features become more pronounced for lower boson masses,

m_ϕ , since the core size increases with decreasing m_ϕ , amplifying the quantum interference effects and increasing the central density of the solitonic core.

The detectability of WO features depends strongly on the boson mass, m_ϕ and the halo’s virial mass, M_{vir} . LISA, with sensitivity to low-frequency GWs, is well-suited to detecting WO effects from FDM lenses. Our calculations suggest that for sufficiently massive and dense lenses, the unique soliton-induced features could serve as a direct probe of FDM’s viability as a dark matter candidate. The main conclusions can be summarized as:

- The increase in central density in FDM halos enhances the detectability of wave-optics features with respect to NFW halos, expected in CDM theories (see Fig. 5).
- Precise observations can distinguish the FDM and NFW profile (for a given boson mass): the difference can not be masked as a different halo mass or impact parameter, see Fig. 6.
- Despite leading to distinct wave-optics signatures, solitonic cores do not enhance the detectability of isolated halos with large offset from the source, see Fig. 7.

These results, however, have a few limitations, that require further investigation. Most importantly, we have restricted our analysis to symmetric and isolated halos for simplicity. However, it has been shown that more complex matter distributions enhance wave-optics phenomena – this has been shown for external potentials [49], in two-halo systems [45, Fig. 17] and high densities of compact lenses [50, Fig. 3]. Our semi-analytical model of FDM halo has been studied in the most idealized condition neglecting any environmental factors, such as the effect of baryonic matter [51, 52] or dark matter halo interactions [53]. Moreover extracting the subtleties of WO features necessitates the development of parameter estimation pipelines accounting for deviations due to FDM [54] adapted to LISA [55]. These limitations will be addressed in future work.

Once lensed GWs are discovered, wave-optics features can be used to characterize the dark matter distribution and distinguish the central profile, e.g. the mass or density of the solitonic core. Given the sensitivity of upcoming GW observatories on the ground [56–58] and in space [37, 59–61], wave-optics lensing may provide a long-sought breakthrough into the mystery of dark matter.

Acknowledgments

We express our sincere gratitude to G. Tambalo and H. Villarrubia-Rojo for their insightful discussions. S. Singh extends special thanks to G. Tambalo for his guidance in understanding the nuances of prior works and to H. Villarrubia-Rojo for his invaluable support with the GLoW Python library. Furthermore, S. Singh acknowledges the financial support provided by the ERASMUS+ mobility grant and extends gratitude to the AEI Potsdam for their assistance during the research stay.

A Computation of ξ_0^{FDM}

For the calculation of $\xi_0^{\text{FDM}} = \xi_0^{\text{SC}}/\xi_0^{\text{NFW}}$, we use the normalization scale for $\xi_0^{\text{NFW}} = \sqrt{4\pi d_{\text{eff}} M_{Lz}}$ as discussed in [45]. Here we derive the calculation of ξ_0^{SC} .

From Eq. 3.5, we can integrate matter distribution on the line of sight to obtain Σ^{SC}

$$\Sigma^{\text{SC}} = \int_{-\infty}^{\infty} 1.9 \times 10^9 h a^{-1} \left(\frac{m_\phi}{10^{-23} \text{eV}} \right)^{-2} \left(\frac{R_c}{\text{kpc/h}} \right)^{-4} \left(1 + 9.1 \times 10^{-2} \frac{r^2}{R_c^2} \right)^{-8} d\mathcal{Z} \quad (\text{A.1})$$

$$\Sigma^{\text{SC}} = 1.9 \times 10^9 h a^{-1} \left(\frac{m_\phi}{10^{-23} \text{eV}} \right)^{-2} \left(\frac{R_c}{\text{kpc/h}} \right)^{-4} \left(\frac{429\pi}{2048 \times 0.91} \right) \left(1 + 9.1 \times 10^{-2} \frac{\xi^2}{R_c^2} \right)^{-15/2} \quad (\text{A.2})$$

$$\Sigma^{\text{SC}} = \Lambda \left(1 + 9.1 \times 10^{-2} \frac{\xi^2}{R_c^2} \right)^{-15/2} \quad (\text{A.3})$$

where

$$\Lambda = 1.9 \times 10^9 h a^{-1} \left(\frac{m_\phi}{10^{-23} \text{eV}} \right)^{-2} \left(\frac{R_c}{\text{kpc/h}} \right)^{-4} \left(\frac{429\pi}{2048 \times 0.91} \right) \quad (\text{A.4})$$

Now we can express convergence as :

$$\kappa(x) = \frac{\Lambda}{\Sigma_{\text{cr}}} \left(1 + 9.1 \times 10^{-2} \frac{\xi_0^2 x^2}{R_c^2} \right)^{-15/2} \quad (\text{A.5})$$

and choosing $x_c \equiv R_c \xi_0^{-1}$ and $u \equiv x x_c^{-1}$. Hence our lensing potential takes the form

$$\psi(x) = \frac{2\Lambda x_c^2}{\Sigma_{\text{cr}}} f(u) \quad (\text{A.6})$$

Now the choice of normalization is such that $\psi_0 = 1$. Following the same, our ξ_0^{FDM} evaluates to

$$\xi_0^{\text{FDM}} = R_c \sqrt{\frac{2\Lambda}{\Sigma_{\text{cr}}}} \quad (\text{A.7})$$

References

- [1] R. Takahashi and T. Nakamura, *Wave effects in the gravitational lensing of gravitational waves from chirping binaries*, *The Astrophysical Journal* **595** (2003) 1039.
- [2] G. Tambalo, M. Zumalacárregui, L. Dai and M.H.-Y. Cheung, *Lensing of gravitational waves: Efficient wave-optics methods and validation with symmetric lenses*, Aug., 2023. 10.1103/physrevd.108.043527.
- [3] S. Savastano, G. Tambalo, H. Villarrubia-Rojo and M. Zumalacarregui, *Weakly lensed gravitational waves: Probing cosmic structures with wave-optics features*, 2023.
- [4] M. Fairbairn, J. Urrutia and V. Vaskonen, *Microlensing of gravitational waves by dark matter structures*, *Journal of Cosmology and Astroparticle Physics* **2023** (2023) 007.
- [5] G. Tambalo, M. Zumalacárregui, L. Dai and M.H.-Y. Cheung, *Gravitational wave lensing as a probe of halo properties and dark matter*, *Physical Review D* **108** (2023) .
- [6] M. Çalıřkan, N. Anil Kumar, L. Ji, J.M. Ezquiaga, R. Cotesta, E. Berti et al., *Probing wave-optics effects and low-mass dark matter halos with lensing of gravitational waves from massive black holes*, *Physical Review D* **108** (2023) .
- [7] X.-y. Lin, J.-d. Zhang, L. Dai, S.-J. Huang and J. Mei, *Detecting strong gravitational lensing of gravitational waves with TianQin*, *Phys. Rev. D* **108** (2023) 064020 [2304.04800].
- [8] J. Urrutia and V. Vaskonen, *Lensing of gravitational waves as a probe of compact dark matter*, *Mon. Not. Roy. Astron. Soc.* **509** (2021) 1358 [2109.03213].

- [9] J. Urrutia, V. Vaskonen and H. Veermäe, *Gravitational wave microlensing by dressed primordial black holes*, *Phys. Rev. D* **108** (2023) 023507 [2303.17601].
- [10] M. Çalıřkan, L. Ji, R. Cotesta, E. Berti, M. Kamionkowski and S. Marsat, *Observability of lensing of gravitational waves from massive black hole binaries with LISA*, *Phys. Rev. D* **107** (2023) 043029 [2206.02803].
- [11] M. Çalıřkan, N. Anil Kumar, L. Ji, J.M. Ezquiaga, R. Cotesta, E. Berti et al., *Probing wave-optics effects and low-mass dark matter halos with lensing of gravitational waves from massive black holes*, *Phys. Rev. D* **108** (2023) 123543 [2307.06990].
- [12] H.G. Choi, C. Park and S. Jung, *Small-scale shear: Peeling off diffuse subhalos with gravitational waves*, *Phys. Rev. D* **104** (2021) 063001 [2103.08618].
- [13] H. Gil Choi, S. Jung, P. Lu and V. Takhistov, *Coexistence Test of Primordial Black Holes and Particle Dark Matter from Diffractive Lensing*, *Phys. Rev. Lett.* **133** (2024) 101002 [2311.17829].
- [14] S. Mukherjee, B.D. Wandelt and J. Silk, *Probing the theory of gravity with gravitational lensing of gravitational waves and galaxy surveys*, *Mon. Not. Roy. Astron. Soc.* **494** (2020) 1956 [1908.08951].
- [15] S. Mukherjee, B.D. Wandelt and J. Silk, *Multimessenger tests of gravity with weakly lensed gravitational waves*, *Phys. Rev. D* **101** (2020) 103509 [1908.08950].
- [16] W. Hu, R. Barkana and A. Gruzinov, *Fuzzy cold dark matter: The wave properties of ultralight particles*, *Physical Review Letters* **85** (2000) 1158–1161.
- [17] H.-Y. Schive, T. Chiueh and T. Broadhurst, *Cosmic structure as the quantum interference of a coherent dark wave*, *Nature Physics* **10** (2014) 496.
- [18] L. Hui, J.P. Ostriker, S. Tremaine and E. Witten, *Ultralight scalars as cosmological dark matter*, *Physical Review D* **95** (2017) .
- [19] E.G.M. Ferreira, *Ultra-light dark matter*, *Astron. Astrophys. Rev.* **29** (2021) 7 [2005.03254].
- [20] L. Hui, *Wave Dark Matter*, *Ann. Rev. Astron. Astrophys.* **59** (2021) 247 [2101.11735].
- [21] J.S. Bullock and M. Boylan-Kolchin, *Small-scale challenges to the Λ cdm paradigm*, *Annual Review of Astronomy and Astrophysics* **55** (2017) 343–387.
- [22] A. Del Popolo and M. Le Delliou, *Small scale problems of the Λ cdm model: A short review*, *Galaxies* **5** (2017) 17.
- [23] P. Bull et al., *Beyond Λ CDM: Problems, solutions, and the road ahead*, *Phys. Dark Univ.* **12** (2016) 56 [1512.05356].
- [24] J. Dubinski and R. Carlberg, *The structure of cold dark matter halos*, *Astrophysical Journal* **378** (1991) 496 – 503.
- [25] W.J.G. de Blok, *The core-cusp problem*, *Advances in Astronomy* **2010** (2009) .
- [26] M.G. Walker and J. Peñarrubia, *A method for measuring (slopes of) the mass profiles of dwarf spheroidal galaxies*, *The Astrophysical Journal* **742** (2011) 20.
- [27] D.H. Weinberg, J.S. Bullock, F. Governato, R.K. de Naray and A.H.G. Peter, *Cold dark matter: Controversies on small scales*, *Proceedings of the National Academy of Sciences* **112** (2015) 12249 [https://www.pnas.org/doi/pdf/10.1073/pnas.1308716112].
- [28] M. Boylan-Kolchin, J.S. Bullock and M. Kaplinghat, *The milky way’s bright satellites as an apparent failure of Λ cdm: The mw’s bright satellites in Λ cdm*, *Monthly Notices of the Royal Astronomical Society* **422** (2012) 1203–1218.
- [29] B. Moore, S. Ghigna, F. Governato, G. Lake, T. Quinn, J. Stadel et al., *Dark matter substructure within galactic halos*, *The Astrophysical Journal* **524** (1999) L19–L22.

- [30] A. Klypin, A.V. Kravtsov, O. Valenzuela and F. Prada, *Where are the missing galactic satellites?*, *The Astrophysical Journal* **522** (1999) 82–92.
- [31] S.S. McGaugh, *Novel test of modified newtonian dynamics with gas rich galaxies*, *Physical Review Letters* **106** (2011) .
- [32] A. Laroche, D. Gilman, X. Li, J. Bovy and X. Du, *Quantum fluctuations masquerade as haloes: bounds on ultra-light dark matter from quadruply imaged quasars*, *Mon. Not. Roy. Astron. Soc.* **517** (2022) 1867 [2206.11269].
- [33] D.M. Powell, S. Vegetti, J.P. McKean, S.D.M. White, E.G.M. Ferreira, S. May et al. *Mon. Not. Roy. Astron. Soc.* **524** (2023) L84 [2302.10941].
- [34] A. Amruth et al., *Einstein rings modulated by wavelike dark matter from anomalies in gravitationally lensed images*, *Nature Astron.* **7** (2023) 736 [2304.09895].
- [35] J.M. Diego et al., *A high-resolution view of the source-plane magnification near cluster caustics in wave dark matter models*, *Astron. Astrophys.* **690** (2024) A359 [2406.08537].
- [36] Z. Gao, X. Chen, Y.-M. Hu, J.-D. Zhang and S.-J. Huang, *A higher probability of detecting lensed supermassive black hole binaries by LISA*, *Monthly Notices of the Royal Astronomical Society* **512** (2022) 1.
- [37] M. Colpi et al., *LISA Definition Study Report*, 2, 2024.
- [38] H. Villarrubia-Rojo, S. Savastano, M. Zumalacárregui, L. Choi, S. Goyal, L. Dai et al., *Glow: novel methods for wave-optics phenomena in gravitational lensing*, 2024.
- [39] PLANCK collaboration, *Planck 2018 results. VI. Cosmological parameters*, *Astron. Astrophys.* **641** (2020) A6 [1807.06209].
- [40] R. Takahashi, *Wave effects in the gravitational lensing of gravitational waves from chirping binaries*, Ph.D. thesis, Kyoto University, 2004.
- [41] H.-Y. Schive, M.-H. Liao, T.-P. Woo, S.-K. Wong, T. Chiueh, T. Broadhurst et al., *Understanding the core-halo relation of quantum wave dark matter from 3d simulations*, *Physical Review Letters* **113** (2014) .
- [42] M. Mina, D.F. Mota and H.A. Winther, *Solitons in the dark: First approach to non-linear structure formation with fuzzy dark matter*, *Astronomy & Astrophysics* **662** (2022) A29.
- [43] P. Mocz, A. Fialkov, M. Vogelsberger, F. Becerra, M.A. Amin, S. Bose et al., *First star-forming structures in fuzzy cosmic filaments*, *Physical Review Letters* **123** (2019) .
- [44] G.L. Bryan and M.L. Norman, *Statistical properties of x-ray clusters: Analytic and numerical comparisons*, *The Astrophysical Journal* **495** (1998) 80.
- [45] G. Brando, S. Goyal, S. Savastano, H. Villarrubia-Rojo and M. Zumalacárregui, *Signatures of dark and baryonic structures on weakly lensed gravitational waves*, 2024.
- [46] X. Guo and Y. Lu, *Probing the nature of dark matter via gravitational waves lensed by small dark matter halos*, *Phys. Rev. D* **106** (2022) 023018 [2207.00325].
- [47] L. Lindblom, B.J. Owen and D.A. Brown, *Model waveform accuracy standards for gravitational wave data analysis*, *Phys. Rev. D* **78** (2008) 124020.
- [48] C. García-Quirós, M. Colleoni, S. Husa, H. Estellés, G. Pratten, A. Ramos-Buades et al., *Multimode frequency-domain model for the gravitational wave signal from nonprecessing black-hole binaries*, *Physical Review D* **102** (2020) .
- [49] L. Dai, S.-S. Li, B. Zackay, S. Mao and Y. Lu, *Detecting Lensing-Induced Diffraction in Astrophysical Gravitational Waves*, *Phys. Rev. D* **98** (2018) 104029 [1810.00003].
- [50] M. Zumalacárregui, *Lens Stochastic Diffraction: A Signature of Compact Structures in Gravitational-Wave Data*, 2404.17405.

- [51] T.K. Chan, D. Kereš, J. Oñorbe, P.F. Hopkins, A.L. Muratov, C.-A. Faucher-Giguère et al., *The impact of baryonic physics on the structure of dark matter haloes: the view from the fire cosmological simulations*, *Monthly Notices of the Royal Astronomical Society* **454** (2015) 2981–3001.
- [52] A.R. Duffy, J. Schaye, S.T. Kay, C.D. Vecchia, R.A. Battye and C.M. Booth, *Impact of baryon physics on dark matter structures: a detailed simulation study of halo density profiles: Baryonic back-reaction*, *Monthly Notices of the Royal Astronomical Society* (2010) no.
- [53] C.A. Painter, M. Boylan-Kolchin, P. Mocz and M. Vogelsberger, *An attractive model: simulating fuzzy dark matter with attractive self-interactions*, 2024.
- [54] M.H.-Y. Cheung, K.K.Y. Ng, M. Zumalacárregui and E. Berti, *Probing minihalo lenses with diffracted gravitational waves*, *Phys. Rev. D* **109** (2024) 124020 [2403.13876].
- [55] Q. Baghi, *The lisa data challenges*, 2022.
- [56] ET collaboration, *Science Case for the Einstein Telescope*, *JCAP* **03** (2020) 050 [1912.02622].
- [57] M. Evans et al., *A Horizon Study for Cosmic Explorer: Science, Observatories, and Community*, 2109.09882.
- [58] V. Kalogera et al., *The Next Generation Global Gravitational Wave Observatory: The Science Book*, 2111.06990.
- [59] TIANQIN collaboration, *TianQin: a space-borne gravitational wave detector*, *Class. Quant. Grav.* **33** (2016) 035010 [1512.02076].
- [60] LISA COSMOLOGY WORKING GROUP collaboration, *Cosmology with the Laser Interferometer Space Antenna*, *Living Rev. Rel.* **26** (2023) 5 [2204.05434].
- [61] A. Sesana et al., *Unveiling the gravitational universe at μ -Hz frequencies*, *Exper. Astron.* **51** (2021) 1333 [1908.11391].
- [62] A.I. Harte, *Gravitational lensing beyond geometric optics: I. formalism and observables*, *General Relativity and Gravitation* **51** (2019) .
- [63] C. Baraldo, A. Hosoya and T.T. Nakamura, *Gravitationally induced interference of gravitational waves by a rotating massive object*, *Phys. Rev. D* **59** (1999) 083001.
- [64] T.T. Nakamura and S. Deguchi, *Wave optics in gravitational lensing*, *Progress of Theoretical Physics Supplement* **133** (1999) 137.
- [65] A. Ulmer and J. Goodman, *Femtolensing: Beyond the semiclassical approximation*, *The Astrophysical Journal* **442** (1995) 67.
- [66] R.P. Naidu, P.A. Oesch, P. van Dokkum, E.J. Nelson, K.A. Suess, G. Brammer et al., *Two remarkably luminous galaxy candidates at $z \approx 10$ –12 revealed by JWST*, *The Astrophysical Journal Letters* **940** (2022) L14.
- [67] G. Cusin, R. Durrer and I. Dvorkin, *Lensing magnification seen by gravitational wave detectors*, *Universe* **8** (2021) 19.
- [68] L. Dai and T. Venumadhav, *On the waveforms of gravitationally lensed gravitational waves*, *arXiv preprint arXiv:1702.04724* (2017) .
- [69] C.R. Keeton, *A catalog of mass models for gravitational lensing*, 2002.
- [70] A. Herrera-Martín, M. Hendry, A.X. Gonzalez-Morales and L.A. Ureña-López, *Strong gravitational lensing by wave dark matter halos*, *The Astrophysical Journal* **872** (2019) 11.
- [71] B.J. Meers, *Recycling in laser-interferometric gravitational-wave detectors*, *Phys. Rev. D* **38** (1988) 2317.
- [72] A. Le Tiec and J. Novak, *Theory of gravitational waves*, in *An Overview of Gravitational Waves: Theory, Sources and Detection*, pp. 1–41, World Scientific (2017).

- [73] B.F. Schutz, *Networks of gravitational wave detectors and three figures of merit*, *Classical and Quantum Gravity* **28** (2011) 125023.
- [74] Z. Cao, L.-F. Li and Y. Wang, *Gravitational lensing effects on parameter estimation in gravitational wave detection with advanced detectors*, *Phys. Rev. D* **90** (2014) 062003.
- [75] M. Wright and M. Hendry, *Gravelamps: Gravitational wave lensing mass profile model selection*, *The Astrophysical Journal* **935** (2022) 68.
- [76] J. Janquart, O.A. Hannuksela, K. Haris and C. Van Den Broeck, *A fast and precise methodology to search for and analyse strongly lensed gravitational-wave events*, *Monthly Notices of the Royal Astronomical Society* **506** (2021) 5430 [<https://academic.oup.com/mnras/article-pdf/506/4/5430/39656596/stab1991.pdf>].
- [77] J.-B. Bayle, B. Bonga, C. Caprini, D. Doneva, M. Muratore, A. Petiteau et al., *Overview and progress on the laser interferometer space antenna mission*, *Nature Astronomy* **6** (2022) 1334.
- [78] J.C. Niemeyer, *Small-scale structure of fuzzy and axion-like dark matter*, [1912.07064](#).
- [79] Z. Gao, X. Chen, Y.-M. Hu, J.-D. Zhang and S.-J. Huang, *A higher probability of detecting lensed supermassive black hole binaries by LISA*, *Monthly Notices of the Royal Astronomical Society* **512** (2022) 1 [<https://academic.oup.com/mnras/article-pdf/512/1/1/42857662/stac365.pdf>].
- [80] R. Della Monica and I. de Martino, *Bounding the mass of ultralight bosonic dark matter particles with the motion of the S2 star around Sgr A**, *Phys. Rev. D* **108** (2023) L101303 [[2305.10242](#)].
- [81] L. Lindblom, B.J. Owen and D.A. Brown, *Model waveform accuracy standards for gravitational wave data analysis*, *Physical Review D* **78** (2008) .
- [82] Z. Gao, X. Chen, Y.-M. Hu, J.-D. Zhang and S.-J. Huang, *A higher probability of detecting lensed supermassive black hole binaries by LISA*, *Mon. Not. Roy. Astron. Soc.* **512** (2022) 1 [[2102.10295](#)].