

# NATURALREASONING: Reasoning in the Wild with 2.8M Challenging Questions

Weizhe Yuan<sup>1,2</sup> Jane Yu<sup>1\*</sup> Song Jiang<sup>1\*</sup> Karthik Padthe<sup>1</sup> Yang Li<sup>1</sup> Ilia Kulikov<sup>1</sup> Kyunghyun Cho<sup>2</sup>  
Dong Wang<sup>1</sup> Yuandong Tian<sup>1</sup> Jason Weston<sup>1,2</sup> Xian Li<sup>1</sup>

## Abstract

Scaling reasoning capabilities beyond traditional domains such as math and coding is hindered by the lack of diverse and high-quality questions. To overcome this limitation, we introduce a scalable approach for generating diverse and challenging reasoning questions, accompanied by reference answers. We present NATURALREASONING, a comprehensive dataset comprising 2.8 million questions that span multiple domains, including STEM fields (e.g., Physics, Computer Science), Economics, Social Sciences, and more. We demonstrate the utility of the questions in NATURALREASONING through knowledge distillation experiments which show that NATURALREASONING can effectively elicit and transfer reasoning capabilities from a strong teacher model. Furthermore, we demonstrate that NATURALREASONING is also effective for unsupervised self-training using external reward models or self-rewarding.

## 1. Introduction

Large language models (LLMs) have recently demonstrated increased reasoning capabilities to solve complex tasks. Notable examples include OpenAI’s o1 models (OpenAI et al., 2024) and DeepSeek’s R1 models (Guo et al., 2025), which have demonstrated significant improvements in challenging reasoning benchmarks such as competition math competitive coding, and GPQA (Rein et al., 2024). These models are designed to devote more time to deliberation before responding, enabling them to tackle intricate tasks and solve more complex problems in science, coding, and mathematics.

However, existing reasoning datasets often have limitations, primarily consisting of problem-solving tasks that exclude domains with open-ended reasoning and that lack diversity in scale and difficulty. To address this gap, we introduce NATURALREASONING, a comprehensive dataset curated

from pretraining corpora, comprising 2.8 million reasoning questions spanning various topics, including Mathematics, Physics, Computer Science, Economics & Business, etc. NATURALREASONING is compared to a wide range of typical reasoning datasets, showcasing its advantageous properties, in particular its diversity and difficulty.

NATURALREASONING possesses several desirable attributes as a dataset, serving multiple research purposes. Firstly, the questions are backtranslated from the pretraining corpora, ensuring that it represents real-world reasoning problems that people care about, as opposed to synthetic datasets derived from benchmark datasets like MetaMathQA (Yu et al., 2024a) and OpenMathInstruct-2 (Toshniwal et al., 2024b). Secondly, it consists of questions with both verifiable and open-ended answers (e.g., theorem proving), providing a rich resource for developing learning algorithms to enhance LLMs’ reasoning abilities beyond a narrow subset of verifiable questions. Lastly, we demonstrate that the questions in NATURALREASONING require more advanced reasoning than existing datasets, and thus can be instrumental in improving LLMs’ reasoning capabilities through knowledge distillation from a stronger teacher model to a weaker student model or self-training based on external reward models or self-rewarding techniques (Yuan et al., 2024a).

Our contributions are threefold:

- We create a large-scale and high-quality reasoning dataset by using pretraining data and LLMs alone without extra human annotation. The dataset contains challenging questions which require deliberate thinking accompanied with short reference answers.
- We show that NATURALREASONING is a highly performant dataset to enhance reasoning capabilities in post-training. Specifically, using questions in NATURALREASONING in distillation is more sample efficient than existing datasets.
- We explore self-training methods using the model’s own responses. Our results show that the questions in our dataset effectively enable self-learning, where self-rewarding techniques can even outperform strong external reward models.

\*Equal contribution <sup>1</sup>Meta <sup>2</sup>New York University. Correspondence to: Xian Li <xianl@meta.com>.

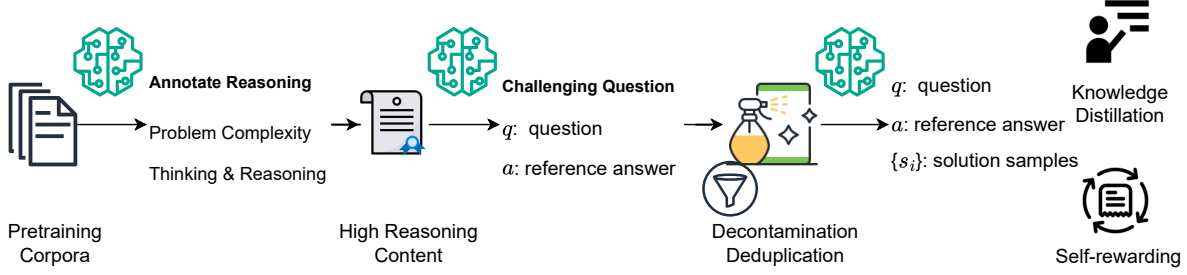


Figure 1. An overview of the data creation approach of NATURALREASONING. First, we use an LLM to annotate the reasoning contents of documents in pretraining corpora. For documents which contain reasoning traces to solve complex problems, we use an LLM to synthesize a self-contained question which requires thinking and reasoning. We also prompt the LLM to return a reference answer to the question if the answer can be found in the document. We then conduct deduplication and decontamination. Sampling solutions to those questions from different LLMs enables knowledge distillation as well as self-rewarding training schemes.

## 2. Data Collection

Backtranslating questions based on pretraining corpora has shown to be a scalable approach to create instruction-following datasets (Li et al., 2023; Yue et al., 2024). We take a similar approach to extract diverse and realistic reasoning questions grounded in pretraining data. An overview of the data creation approach is illustrated in Figure 1. A key differentiator of our approach is its emphasis on simplicity; we use LLMs throughout the entire cycle of synthetic data generation and curation, without any human annotation nor manual steps such as preprocessing to detect relevant documents or extracting questions with rule-based filtering.

### 2.1. Annotate Reasoning

Inspired by the meta-cognitive capabilities of state-of-the-art LLMs (Didolkar et al., 2024), we use an LLM to perform detailed annotation of pretraining documents to detect documents which contain sophisticated reasoning traces. We use the public pretraining corpora DCLM-baseline (Li et al., 2024c) and FineMath (Liu et al., 2024b) as sources, which have demonstrated steeper scaling laws than alternative corpora. More specifically, given a document  $d$  from the pretraining corpus, we prompt an LLM to rate the content in  $d$  along multiple axes: Problem Completeness, Problem Complexity and Technical Depth, Technical Correctness and Accuracy, Thinking and Reasoning. Empirically, we found that the model could analyze the document well and is able to follow the format requirement in the instruction. Please refer to Appendix D for the detailed prompt we use.

### 2.2. Synthesize Questions, Answers and Responses

For documents which are identified with a high degree of reasoning (e.g., scored full points on the axes of Problem Complexity and Technical Depth, Thinking and Reasoning), we further prompt an LLM to compose a self-contained and

challenging reasoning question  $q$  based on the content in  $d$ . Different from existing work, which extracts questions appearing in the document (Yue et al., 2024), our approach allows us to synthesize more novel questions not directly contained in pretraining corpora. Additionally, we prompt the LLM to verify whether a correct reference answer  $a$  to the synthesized question  $q$  can be derived from  $d$  and, if possible, include it as a reference answer. Besides questions and reference answers, we also augment each question in our dataset with a response generated by a relatively strong open-sourced model, Llama3.3-70B-Instruct.

### 2.3. Question Deduplication and Decontamination

**Deduplication** Our deduplication process focuses on identifying and removing near-duplicate questions using locality-sensitive min-hashing at the word level. We apply a similarity threshold of 0.55 to filter out closely related variations, ensuring that questions with the same core reasoning task but different prompts are not redundantly included.

**Decontamination** We filter out questions that are similar to popular reasoning benchmarks including MATH (Hendrycks et al., 2021b), GPQA, MMLU-Pro (Wang et al., 2024) and MMLU-STEM (Hendrycks et al., 2021a). The standard 13-gram decontamination method from EleutherAI’s llm-eval-harness (Gao et al., 2024) is used to identify and remove 0.026% items from the dataset.

## 3. Data Analysis

We compare NATURALREASONING to the following representative existing datasets which were curated to boost reasoning capabilities.

Table 1. Comparison of four large publicly available reasoning datasets with NATURALREASONING. “Q. #” denotes the number of unique questions, and question length is measured by the number of words.

Dataset	Domain	Q. #	Q. Len.	Question source	Response model
MetaMathQA	Math	395K	41±24	Rephrased by GPT-3.5-Turbo from GSM8K+MATH	GPT-3.5-Turbo
OpenMath2	Math	607K	46±44	Synthesized by Llama3-405B-Inst from GSM8K+MATH	Llama3.1-405B-Instruct
WebInstruct	Multi	13M	34±28	Recall and Extracted from Web	Mixtral-22B×8, Qwen-72B
NaturalReasoning	Multi	2.8M	55±21	Synthesized by Llama3.3-70B-Inst grounded in Web	Llama3.3-70B-Instruct

**MetaMathQA** is created by bootstrapping mathematical questions from GSM8K and MATH, rewriting them from multiple perspectives to form a new dataset (Yu et al., 2024b). The responses are generated using GPT-3.5-Turbo.

**OpenMathInstruct-2** is a collection of 14M synthesized math questions and solutions, based on GSM8K and MATH (Toshniwal et al., 2024a). The solutions are generated by Llama3.1-405B-Instruct (Grattafiori et al., 2024) and curated through majority vote on the final answer.

**WebInstruct** recalls relevant documents from Common Crawl using a fastText model trained on a diverse seed dataset of quiz websites. It then extracts question-answer pairs contained in recalled web pages and uses LLMs (Qwen-72B (Bai et al., 2023), Mixtral-8×7B (Jiang et al., 2024)) to refine the answer (Yue et al., 2024).

### 3.1. Basic Statistics

We present a comparison of key dataset statistics in Table 1. Most large open reasoning datasets primarily focus on the math domain, with datasets such as OpenMathInstruct-2, and MetaMathQA containing only math-related questions. In contrast, NATURALREASONING covers reasoning problems from more diverse domains. Additionally, NATURALREASONING consists of 2.8M unique questions, significantly larger than OpenMathInstruct-2 (607K), and MetaMathQA (395K), though smaller than WebInstruct (13M).

Moreover, our questions have an average length of 55 words, which is longer than those in OpenMathInstruct-2 (46), WebInstruct (34), and MetaMathQA (41). The increased question length suggests that our dataset contains more complex and detailed problems, potentially requiring more advanced reasoning capabilities. This, combined with our diverse question sources and grounding in web-based knowledge, highlights the uniqueness and potential difficulty of our dataset.

### 3.2. Question Quality and Difficulty

**Quality** To further evaluate questions in NATURALREASONING, we analyze them through the lens of both quality

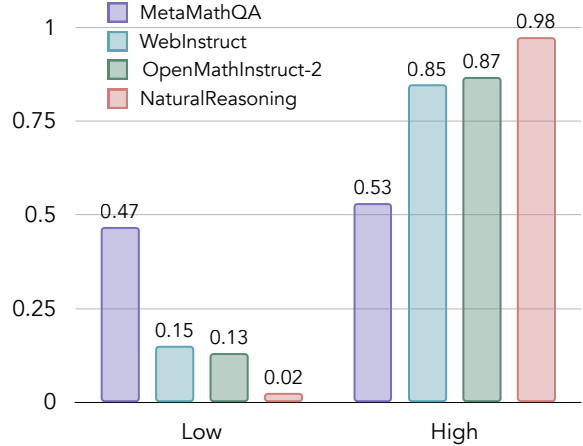


Figure 2. Quality distribution of questions based on LLM-annotated scores: Low (0 to 6), High (7 to 10).

and difficulty. For each question in NATURALREASONING, we further annotate its quality (e.g., solvability, completeness) on a scale of 1 to 10 using Llama3.3-70B-Instruct. For the datasets we compare to, we randomly selected 10% of their questions and applied the same annotation prompt to assess their quality. The quality scores range from 0 to 10, where we categorize scores between 0 and 6 as low quality and those between 7 and 10 as high quality. The results, presented in Figure 2, show that NATURALREASONING has the highest proportion of high-quality questions at 98%, while the second-highest dataset contains 87% high-quality questions.

**Difficulty** To estimate question difficulty, we leverage a strong LLM to generate responses and use response length as a proxy, as longer chain-of-thoughts typically correspond to more complex questions. Specifically, we randomly selected 10% of questions from each dataset, and employ Llama3.3-70B-Instruct to generate responses for each question. As is shown in Figure 3, NATURALREASONING exhibits the longest median response length (434 words), significantly surpassing all other datasets. The second-longest median response length is observed in OpenMathInstruct-2, with a median of 354 words. This suggests that our dataset

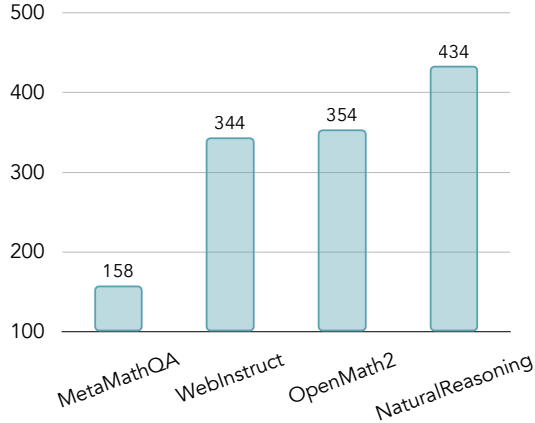


Figure 3. Median response length (measured in words) of Llama3.3-70B-Instruct-generated responses across all datasets. Responses to questions in NATURALREASONING are generally much longer, suggesting a more challenging/complex nature.

contains more intricate and reasoning-demanding questions compared to existing open reasoning datasets.

### 3.3. Question Diversity

In addition to being difficult, questions in NATURALREASONING are also diverse. We analyze diversity of the questions in terms of question similarity and the topics, and compare to WebInstruct, an existing dataset covering multiple domains.

**Embedding Clustering** We use an off-the-shell sentence encoder<sup>1</sup> to generate embeddings for questions in WebInstruct and NATURALREASONING. We then apply UMAP (McInnes et al., 2018) to project the high-dimensional embeddings into a 2D space, followed by K-means clustering (Wu, 2012) to identify distinct groups. We use Mixtral-8B to assign high-level labels to these clusters, which is prompted with a few representative examples from each cluster. As is shown in Appendix Figure 7, NATURALREASONING contains a more diverse and dense representation of non-mathematical topics, including Physics, Chemistry, Computer Science, and Law, besides Math. In contrast, WebInstruct is primarily skewed toward mathematical content, highlighting the broader topic coverage of NATURALREASONING.

**Classifier Categorization** To estimate the topic distribution, a multi-class topic classifier is used to classify each question into 16 knowledge classes. The class labels are motivated by Wikipedia academic disciplines. Figure 4 shows that NATURALREASONING is complementary to WebIn-

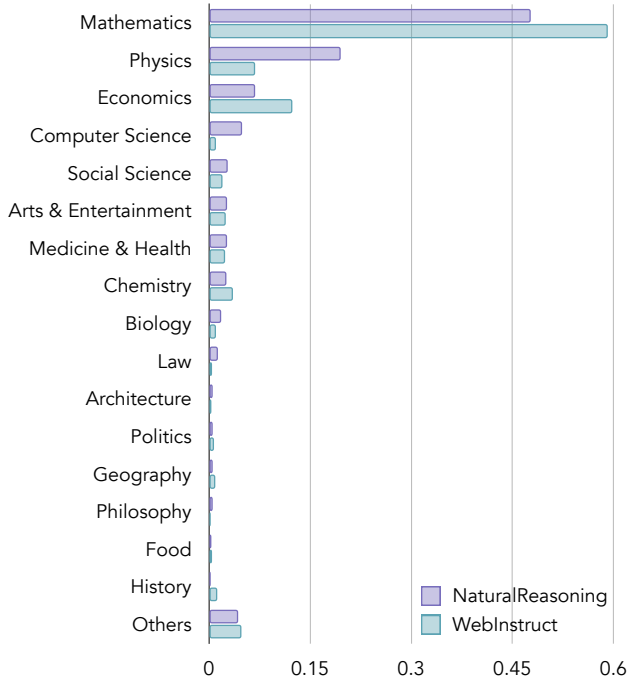


Figure 4. Topic distributions of NATURALREASONING and WebInstruct. NATURALREASONING shows much greater coverage on non-Math topics like Computer Science and Physics.

struct, where NATURALREASONING has better coverage on non-Math topics especially Physics, Computer Science, Social Science, etc.

### 3.4. Reference Answer Analysis

Among the 2.8 million questions we synthesized, 81.68% have reference answers which could be derived from pre-training data. The distribution of reference answer lengths is illustrated in Figure 5, with single-word answers accounting for 10.7%, short answers (2–9 words) making up 20.0%, and long answers ( $\geq 10$  words) constituting the majority at 50.9%.

We provide examples of questions with single-word, short, and long answers in Appendix B. In general, we found that questions with single word answers typically involve numerical, factual, or definitional queries, while questions with long answers demand more free-form in-depth analysis. For questions with a long answer, the extracted reference answer is typically a short summary content from the original documents or useful clues to answer the question.

While reference answers may contain some noise, we demonstrate their usefulness in Section 6.

<sup>1</sup><https://huggingface.co/sentence-transformers/all-MiniLM-L6-v2>

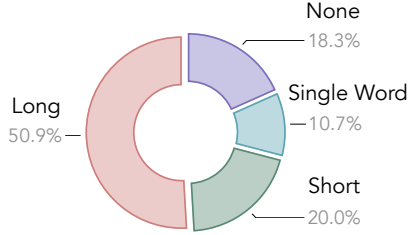


Figure 5. Distribution of reference answer lengths in NATURALREASONING, showing that the majority of questions have long reference answers ( $\geq 10$  words).

## 4. Experiment Setup

### 4.1. Training data

We highlight the efficacy of NATURALREASONING in two primary ways: (1) Knowledge distillation and supervised finetuning, which enables steeper scaling trends than other existing reasoning datasets, and (2) using NATURALREASONING as a source to extract seed data to target a specific domain at hand.

To demonstrate (2), we focus on science reasoning benchmarks, such as GPQA. To achieve this, we first sample 250 questions from the GPQA dataset, excluding those from the Diamond subset. For each selected question, we retrieve the 1,000 most similar questions from NATURALREASONING, which were already decontaminated against the entire GPQA dataset. Similarity is computed using cosine similarity between two question embeddings. After obtaining this candidate set, we apply deduplication and perform clustering, grouping the questions into 15,000 clusters. From each cluster, we select the questions closest to the cluster center, ensuring a diverse and representative dataset for downstream science reasoning tasks. This process resulted in a pool of 15,000 questions, which we refer to as *science-reasoning-15k*. Models trained on this subset can still be evaluated on the GPQA-Diamond test set as those questions are not used for data selection. *science-reasoning-15k* is used in section 6 and section 7.

### 4.2. Evaluation

We evaluate our models on a diverse set of benchmarks that encompass both math and science reasoning: MATH, GPQA, GPQA-Diamond (Rein et al., 2024), and MMLU-Pro. To ensure a fair and consistent comparison, we adopt a zero-shot evaluation setting across all trained models. For inference we use vllm (Kwon et al., 2023) and employ greedy decoding to maintain determinism and eliminate variability introduced by stochastic generation. Unless mentioned otherwise, we report accuracy averaged over the last three saved model checkpoints during training.

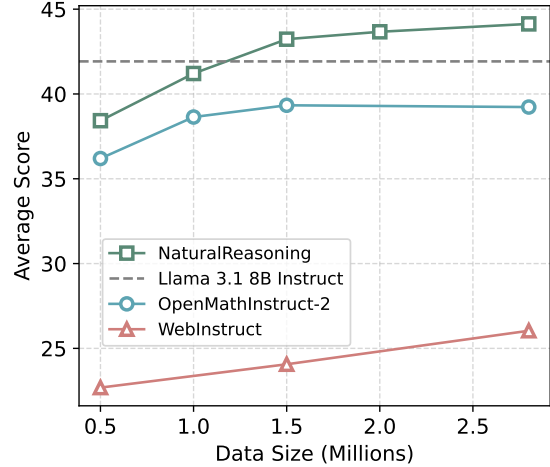


Figure 6. Average performance across MATH, GPQA, and MMLU-Pro when using varying sizes of data for training Llama3.1-8B-Base. SFT with 1.5 million examples from NATURALREASONING is able to surpass Llama3.1-8B-Instruct.

## 5. Steeper Scaling with Challenging and Diverse questions

Our hypothesis is that challenging and diverse questions which require thinking and reasoning are more sample efficient for post-training. To verify this, we run supervised finetuning (SFT) starting from a base model, and evaluate general reasoning capabilities and overall performance across MATH, GPQA, and MMLU-Pro.

We fine-tuned the Llama3.1-8B-Base model using fairseq2 training recipes (Balioglu, 2023), exploring the impact of varying dataset sizes (measured by the number of unique questions). Specifically, we trained the model on our dataset NATURALREASONING and the comparison datasets introduced in Table 1, and evaluated its average performance across three benchmarks: MATH, GPQA, and MMLU-Pro. For all datasets, we train 3 epochs for each data size, using batch size 128, learning rate  $5e^{-6}$ , with cosine learning rate schedule where final learning rate is 1% of peak learning rate.

### 5.1. Results

The scaling trends plotted by averaging performance on the three benchmarks are shown in Figure 6, and Table 2 provides a detailed breakdown of model performance across different dataset sizes and benchmarks.

**NATURALREASONING is significantly more sample-efficient than existing reasoning datasets.** As shown in Figure 6, models trained on NATURALREASONING require fewer training examples to achieve superior performance.



With just 1.5 million training examples, the model trained on NATURALREASONING already outperforms Llama3.1-8B-Instruct, which was extensively tuned for instruction-following with more data (Grattafiori et al., 2024). In contrast, other datasets, including OpenMathInstruct-2 and WebInstruct, fail to surpass Llama3.1-8B-Instruct even when trained on 2.8 million data points. This highlights that NATURALREASONING provides more useful reasoning supervision per training sample, making it a better choice for improving model reasoning abilities efficiently.

**Math-specific datasets like OpenMathInstruct-2 excel at math reasoning but fail to generalize beyond math.** A closer look at Table 2 reveals that OpenMathInstruct-2 consistently achieves the highest scores on the MATH benchmark, with performance increasing from 50.83 (500K) to 59.25 (2.8M). This confirms that OpenMathInstruct-2 is well-optimized for pure math reasoning. However, its performance on GPQA and MMLU-Pro is significantly weaker, where GPQA accuracy plateaus around 27–26 as dataset size increases, and MMLU-Pro accuracy fluctuates without significant improvement. This suggests that while OpenMathInstruct-2 provides strong supervision in math reasoning, it lacks the diversity required to generalize to broader scientific and multidisciplinary reasoning tasks.

**Some datasets show diminishing returns as training data increases, highlighting potential inefficiencies in data composition.** While scaling up dataset size generally improves performance, datasets like WebInstruct and OpenMathInstruct-2 exhibit inconsistent or plateauing performance trends. For example, WebInstruct’s GPQA performance peaks at 500K (29.02) but drops at 1.5M (25.37) and only marginally improves at 2.8M (26.12). Similarly, OpenMathInstruct-2’s GPQA accuracy fluctuates with increased training data, suggesting that simply adding more data does not always lead to better reasoning abilities. These observations imply that data quality and diversity matter more than data volume when training models for complex reasoning.

## 6. Reference Answer Usefulness

We demonstrate the potential usefulness of reference answers using questions from `science-reasoning-15k`. We remove the questions that we are not able to extract a reference answer for and conduct a comparison to understand the utility of reference answers. We fine-tune the Llama3.1-8B-Instruct model using data filtered by final answer verification and compare to a model trained on the unfiltered data.

For final answer verification, we use the prompt in Appendix Figure 10 that prompts the model to judge whether

Table 2. Performance breakdown of Figure 6 by benchmark (MATH, GPQA, and MMLU-Pro), where the highest accuracy per data size is underlined.

SFT Dataset	500K	1M	1.5M	2.8M
<i>MATH</i>				
WebInstruct	9.60	–	11.65	14.46
OpenMathInstruct-2	<u>50.83</u>	<u>54.58</u>	<u>56.47</u>	<u>59.25</u>
NaturalReasoning	45.17	48.55	52.49	55.55
<i>GPQA</i>				
WebInstruct	<u>29.02</u>	–	25.37	26.12
OpenMathInstruct-2	25.60	27.31	27.23	26.45
NaturalReasoning	26.64	<u>29.91</u>	<u>31.77</u>	<u>30.13</u>
<i>MMLU-Pro</i>				
WebInstruct	29.44	–	35.17	37.54
OpenMathInstruct-2	32.16	34.03	34.30	31.99
NaturalReasoning	<u>43.47</u>	<u>45.16</u>	<u>45.43</u>	<u>46.71</u>

Table 3. SFT results using reference answer filtering. We fine-tune Llama3.1-8B-Instruct on both an unfiltered subsample of `science-reasoning-15k` and a filtered version, where questions are excluded if Llama3.3-70B-Instruct’s response disagrees with the reference answer. Despite its smaller size, the filtered set performs better, highlighting the usefulness of our reference answers.

	Training size	GPQA <sub>diamond</sub>	MMLU <sub>pro</sub>
Llama3.1-8B-Inst	–	31.82	49.79
Unfiltered SFT	12349	31.82	49.92
Filtered SFT	7646	32.15	50.06

the generated response using Llama3.3-70B-Instruct is in line with the reference final answer, using CoT reasoning. For training data filtering, we only keep the responses that have received a “Yes” final judgement. The training setup includes a learning rate of  $1e^{-6}$ , a batch size of 64, and training for three epochs, with checkpoints saved every 100 steps for the unfiltered experiment and 50 steps for the filtered experiment due to much smaller data size.

The results are shown in Table 3. Filtering training data using reference answers leads to better performance despite a smaller training set. The filtered dataset contains 7,646 examples, significantly fewer than the 12,349 examples in the unfiltered dataset, yet achieves a higher score on both GPQA-Diamond (32.15 vs. 31.82) and MMLU-Pro (50.06 vs. 49.92). This suggests that higher-quality training data outweighs raw data quantity.

## 7. Unsupervised Self-Training

Since open-ended reasoning questions are difficult to evaluate using exact match with reference answers, we explore whether our dataset can facilitate self-training through either strong external reward models or self-reward mechanisms (Yuan et al., 2024a).

We use the `science-reasoning-15k` questions and sample 32 responses per question using the Llama3.1-8B-Instruct model. We evaluate different unsupervised self-training methods based on Rejection-based sampling Fine-Tuning (RFT) and Direct Preference Optimization (DPO) (Rafailov et al., 2023) across GPQA-Diamond and MMLU-Pro, focusing on the effectiveness of different reward scoring strategies. Each approach relies on sampling 32 candidate responses per question, followed by selecting responses based on reward scores. RFT employs rejection sampling, selecting the highest-scoring response for SFT training, while DPO constructs training pairs using both the highest and lowest-scoring responses. For external reward models, we consider Qwen2.5-Math-RM-72B (Yang et al., 2024) and INF-ORM-Llama3.1-70B<sup>2</sup>.

In addition to utilizing external reward models, we explore a self-rewarding framework where the model evaluates and assigns rewards to its own generated responses. Specifically, we consider the following self-rewarding strategies:

- **Self-consistency:** Inspired by prior work such as Prasad et al. (2024), the best response is selected based on response frequency, while the worst response is chosen randomly. To determine frequencies, we extract final answers formatted as `\boxed{X}` and compute their occurrence counts. Responses without a clearly extractable final answer are filtered out.
- **Self-scoring:** The model is prompted with both the question and a response and asked to assess whether the response is valid. We compute a reward score as the difference between the log probability of a “yes” judgement and a “no” judgement. The detailed prompt used for this evaluation is provided in Figure 11.
- **Self-scoring with filtering:** on top of self-scoring, when applying RFT or DPO, we introduce an additional filtering mechanism to improve training quality. Specifically, for RFT, if the highest-ranked response has a self-score below zero, it is discarded. For DPO, if the preferred response in a pair has a self-score below zero, the pair is removed from training.

We train Llama3.1-8B-Instruct using RFT data and DPO data constructed through these four methods. The training

Table 4. Unsupervised self-training results. We employ RFT and DPO training of Llama3.1-8B-Instruct, using various reward scoring strategies. Self-reward methods generally exceed strategies requiring an external reward model, and are further improved when filtering out samples that are predicted as low-scoring. All self-training strategies improve over the instruction-tuned baseline, showing the utility of our dataset for self-training.

Model	GPQA <sub>diamond</sub>	MMLU <sub>pro</sub>	AVG
Llama3.1-8B-Instruct	31.82	49.79	40.81
<i>RFT training using external Reward model</i>			
INF-ORM-Llama3.1-70B	32.66	50.95	41.81
Qwen2.5-Math-RM-72B	34.18	49.84	42.01
<i>RFT training using self-reward</i>			
Self-consistency	34.18	49.83	41.91
Self-score	34.34	50.36	42.35
Self-score-filtered	<u>35.02</u>	50.06	42.54
<i>DPO training using external Reward model</i>			
INF-ORM-Llama3.1-70B	33.50	<u>52.74</u>	43.12
Qwen2.5-Math-RM-72B	30.13	49.17	39.65
<i>DPO training using self-reward</i>			
Self-consistency	30.81	48.60	39.71
Self-score	34.34	52.11	43.22
Self-score-filtered	<u>35.02</u>	52.31	<u>43.67</u>

setup includes a learning rate of  $1e^{-6}$ , a batch size of 64, and training for three epochs, with checkpoints saved every 50 steps.

### 7.1. Results

The results are given in Table 4.

#### Self-training improves performance over the baseline.

Llama3.1-8B-Instruct, serving as the baseline, achieves an average score of 40.81 across GPQA-Diamond and MMLU-Pro. Almost all self-training methods lead to improvements, demonstrating the effectiveness of fine-tuning on high-quality model-generated responses.

#### Self-reward methods are highly competitive, often surpassing external reward models.

While using external reward models, such as INF-ORM-Llama3.1-70B and Qwen2.5-Math-RM-72B, could outperform the baseline, self-reward methods achieve comparable or even superior results. Notably, self-score-filtered SFT and self-score-filtered DPO deliver the best performance on GPQA-Diamond (35.02), with self-score-filtered DPO achieving the highest overall score (43.67 AVG). These results highlight that self-reward mechanisms can effectively guide self-training

<sup>2</sup><https://huggingface.co/infly/INF-ORM-Llama3.1-70B>

without relying on external reward models.

**Self-score filtering further enhances performance by improving training data quality.** Among self-reward methods, applying simple filtering improves results across both RFT and DPO. In RFT, self-score-filtered (42.54 AVG) outperforms unfiltered self-scoring (42.35 AVG), while in DPO, self-score-filtered (43.67 AVG) surpasses unfiltered self-scoring (43.22 AVG). This suggests that filtering out low-confidence responses strengthens self-training by reducing noise in the training data.

## 8. Related Work

**Synthetic Reasoning Data.** Synthetic data has emerged as a promising solution for improving performance and enabling new skills. Some approaches bootstrap new data from existing annotated data (e.g., STaR (Zelikman et al., 2022) augments with new CoT rationales and MetaMath (Yu et al., 2024a) rewrites the questions in MATH and GSM8K in several ways), but these techniques rely on the existence of a high-quality dataset. Other techniques such as that of OpenMathInstruct-2 (Toshniwal et al., 2024b), NuminaMath (Li et al., 2024b), Xwin-Math (Li et al., 2024a), and Self-Instruct (Wang et al., 2023) generate new data from only a few seed examples using an LLM but scaling to new domains or new content not previously seen in training remains a significant challenge. MMIQC (Liu et al., 2024a) parses QA pairs from Mathematics Stack Exchange, using the highest-ranked answer, but few measures are taken to curate for quality and the resulting dataset is also specific to the math domain. Similar to our work, WebInstruct (Yue et al., 2024) harvests question-answer pairs from pre-training corpora and spans multiple domains, but is dependent on carefully crafted rule-based filters.

**Unsupervised Self-training** Most prior works typically depend on human-annotated (gold) final answers (Zelikman et al., 2022; Chen et al., 2024; Pang et al., 2024) or the use of an external reward model (Singh et al., 2024; Dong et al., 2023). However, manually annotating or verifying final answers is particularly resource-intensive for complex, multi-step problems and training effective reward models for reasoning often requires human evaluation of LLM outputs (Cobbe et al., 2021; Uesato et al., 2022; Lightman et al., 2023), making it similarly costly. Like works such as She et al. (2024); Yuan et al. (2024b); Rosset et al. (2024); Tran et al. (2023), our work explores self-training even in the absence of gold labels and does not limit itself to questions with short, easily verifiable targets.

## 9. Conclusion

We present NATURALREASONING, a dataset of 2.8 million questions for enhancing LLM reasoning capabilities. Our questions are challenging, requiring more deliberate thinking than existing datasets. The dataset covers diverse reasoning problems across multiple domains including math, physics, computer science, economics, social sciences, etc. Using questions from NATURALREASONING in distillation experiments, we observe consistent improvement on reasoning benchmarks when scaling the data size. We also demonstrate that NATURALREASONING is effective for enabling LLM unsupervised self-training using external reward models or self-rewarding.

## Impact Statement

This paper seeks to improve reasoning capabilities of large language models through leveraging pretraining corpora. While our efforts are focused on curating high-quality, diverse data, models trained using this data may exhibit undesirable behavior not examined in our work. Therefore, comprehensive evaluation would be needed to evaluate and address any potential pre-existing or existing biases in LLMs which leverage this data.

## References

- Bai, J., Bai, S., Chu, Y., Cui, Z., Dang, K., Deng, X., Fan, Y., Ge, W., Han, Y., Huang, F., Hui, B., Ji, L., Li, M., Lin, J., Lin, R., Liu, D., Liu, G., Lu, C., Lu, K., Ma, J., Men, R., Ren, X., Ren, X., Tan, C., Tan, S., Tu, J., Wang, P., Wang, S., Wang, W., Wu, S., Xu, B., Xu, J., Yang, A., Yang, H., Yang, J., Yang, S., Yao, Y., Yu, B., Yuan, H., Yuan, Z., Zhang, J., Zhang, X., Zhang, Y., Zhang, Z., Zhou, C., Zhou, J., Zhou, X., and Zhu, T. Qwen technical report, 2023. URL <https://arxiv.org/abs/2309.16609>.
- Balioglu, C. fairseq2, 2023. URL <http://github.com/facebookresearch/fairseq2>.
- Chen, Z., Deng, Y., Yuan, H., Ji, K., and Gu, Q. Self-play fine-tuning converts weak language models to strong language models. In *Forty-first International Conference on Machine Learning*, 2024. URL <https://openreview.net/forum?id=O4cHTxW9BS>.
- Cobbe, K., Kosaraju, V., Bavarian, M., Chen, M., Jun, H., Kaiser, L., Plappert, M., Tworek, J., Hilton, J., Nakano, R., et al. Training verifiers to solve math word problems. *arXiv preprint arXiv:2110.14168*, 2021.
- Didolkar, A., Goyal, A., Ke, N. R., Guo, S., Valko, M., Lillicrap, T., Rezende, D., Bengio, Y., Mozer, M., and



- Arora, S. Metacognitive capabilities of llms: An exploration in mathematical problem solving. *arXiv preprint arXiv:2405.12205*, 2024.
- Dong, H., Xiong, W., Goyal, D., Zhang, Y., Chow, W., Pan, R., Diao, S., Zhang, J., Shum, K., and Zhang, T. RAFT: Reward ranked finetuning for generative foundation model alignment. *Transactions on Machine Learning Research*, 2023. ISSN 2835-8856. URL <https://openreview.net/forum?id=m7p507zblY>.
- Gao, L., Tow, J., Abbasi, B., Biderman, S., Black, S., DiPofi, A., Foster, C., Golding, L., Hsu, J., Le Noac’h, A., Li, H., McDonnell, K., Muennighoff, N., Ociepa, C., Phang, J., Reynolds, L., Schoelkopf, H., Skowron, A., Sutawika, L., Tang, E., Thite, A., Wang, B., Wang, K., and Zou, A. A framework for few-shot language model evaluation, 07 2024. URL <https://zenodo.org/records/12608602>.
- Grattafiori, A., Dubey, A., Jauhri, A., Pandey, A., Kadian, A., Al-Dahle, A., Letman, A., Mathur, A., Schelten, A., Vaughan, A., Yang, A., Fan, A., Goyal, A., Hartshorn, A., Yang, A., Mitra, A., Sravankumar, A., Korenev, A., Hinsvark, A., Rao, A., Zhang, A., Rodriguez, A., Gregerson, A., Spataru, A., Roziere, B., Biron, B., Tang, B., Chern, B., Caucheteux, C., Nayak, C., Bi, C., Marra, C., McConnell, C., Keller, C., Touret, C., Wu, C., Wong, C., Ferrer, C. C., Nikolaidis, C., Allonsius, D., Song, D., Pintz, D., Livshits, D., Wyatt, D., Esiobu, D., Choudhary, D., Mahajan, D., Garcia-Olano, D., Perino, D., Hupkes, D., Lekomkin, E., AlBadawy, E., Lobanova, E., Dinan, E., Smith, E. M., Radenovic, F., Guzmán, F., Zhang, F., Synnaeve, G., Lee, G., Anderson, G. L., Thattai, G., Nail, G., Mialon, G., Pang, G., Cucurell, G., Nguyen, H., Korevaar, H., Xu, H., Touvron, H., Zarov, I., Ibarra, I. A., Kloumann, I., Misra, I., Evtimov, I., Zhang, J., Copet, J., Lee, J., Geffert, J., Vranes, J., Park, J., Mahadeokar, J., Shah, J., van der Linde, J., Billock, J., Hong, J., Lee, J., Fu, J., Chi, J., Huang, J., Liu, J., Wang, J., Yu, J., Bitton, J., Spisak, J., Park, J., Rocca, J., Johnstun, J., Saxe, J., Jia, J., Alwala, K. V., Prasad, K., Upasani, K., Plawiak, K., Li, K., Heafield, K., Stone, K., El-Arini, K., Iyer, K., Malik, K., Chiu, K., Bhalla, K., Lakhotia, K., Rantala-Young, L., van der Maaten, L., Chen, L., Tan, L., Jenkins, L., Martin, L., Madaan, L., Malo, L., Blecher, L., Landzaat, L., de Oliveira, L., Muzzi, M., Pasupuleti, M., Singh, M., Paluri, M., Kardas, M., Tsimpoukelli, M., Oldham, M., Rita, M., Pavlova, M., Kambadur, M., Lewis, M., Si, M., Singh, M. K., Hassan, M., Goyal, N., Torabi, N., Bashlykov, N., Bogoychev, N., Chatterji, N., Zhang, N., Duchenne, O., Çelebi, O., Alrassy, P., Zhang, P., Li, P., Vasic, P., Weng, P., Bhargava, P., Dubal, P., Krishnan, P., Koura, P. S., Xu, P., He, Q., Dong, Q., Srinivasan, R., Ganapathy, R., Calderer, R., Cabral, R. S., Stojnic, R., Raileanu, R., Maheswari, R., Girdhar, R., Patel, R., Sauvestre, R., Polidoro, R., Sumbaly, R., Taylor, R., Silva, R., Hou, R., Wang, R., Hosseini, S., Chennabasappa, S., Singh, S., Bell, S., Kim, S. S., Edunov, S., Nie, S., Narang, S., Raparthy, S., Shen, S., Wan, S., Bhosale, S., Zhang, S., Vandenhende, S., Batra, S., Whitman, S., Sootla, S., Collot, S., Gururangan, S., Borodinsky, S., Herman, T., Fowler, T., Sheasha, T., Georgiou, T., Scialom, T., Speckbacher, T., Mihaylov, T., Xiao, T., Karn, U., Goswami, V., Gupta, V., Ramanathan, V., Kerkez, V., Gonguet, V., Do, V., Vogeti, V., Albiero, V., Petrovic, V., Chu, W., Xiong, W., Fu, W., Meers, W., Martinet, X., Wang, X., Wang, X., Tan, X. E., Xia, X., Xie, X., Jia, X., Wang, X., Goldschlag, Y., Gaur, Y., Babaei, Y., Wen, Y., Song, Y., Zhang, Y., Li, Y., Mao, Y., Coudert, Z. D., Yan, Z., Chen, Z., Papakipos, Z., Singh, A., Srivastava, A., Jain, A., Kelsey, A., Shajnfeld, A., Gangidi, A., Victoria, A., Goldstand, A., Menon, A., Sharma, A., Boesenberg, A., Baevski, A., Feinstein, A., Kallet, A., Sangani, A., Teo, A., Yunus, A., Lupu, A., Alvarado, A., Caples, A., Gu, A., Ho, A., Poulton, A., Ryan, A., Ramchandani, A., Dong, A., Franco, A., Goyal, A., Saraf, A., Chowdhury, A., Gabriel, A., Bharambe, A., Eisenman, A., Yazdan, A., James, B., Maurer, B., Leonhardi, B., Huang, B., Loyd, B., Paola, B. D., Paranjape, B., Liu, B., Wu, B., Ni, B., Hancock, B., Wasti, B., Spence, B., Stojkovic, B., Gamido, B., Montalvo, B., Parker, C., Burton, C., Mejia, C., Liu, C., Wang, C., Kim, C., Zhou, C., Hu, C., Chu, C.-H., Cai, C., Tindal, C., Feichtenhofer, C., Gao, C., Civin, D., Beaty, D., Kreymer, D., Li, D., Adkins, D., Xu, D., Testuggine, D., David, D., Parikh, D., Liskovich, D., Foss, D., Wang, D., Le, D., Holland, D., Dowling, E., Jamil, E., Montgomery, E., Presani, E., Hahn, E., Wood, E., Le, E.-T., Brinkman, E., Arcaute, E., Dunbar, E., Smothers, E., Sun, F., Kreuk, F., Tian, F., Kokkinos, F., Ozgenel, F., Caggioni, F., Kanayet, F., Seide, F., Florez, G. M., Schwarz, G., Badeer, G., Swee, G., Halpern, G., Herman, G., Sizov, G., Guangyi, Zhang, Lakshminarayanan, G., Inan, H., Shojanazeri, H., Zou, H., Wang, H., Zha, H., Habeeb, H., Rudolph, H., Suk, H., Aspegren, H., Goldman, H., Zhan, H., Damaj, I., Molybog, I., Tufanov, I., Leontiadis, I., Veliche, I.-E., Gat, I., Weissman, J., Geboski, J., Kohli, J., Lam, J., Asher, J., Gaya, J.-B., Marcus, J., Tang, J., Chan, J., Zhen, J., Reizenstein, J., Teboul, J., Zhong, J., Jin, J., Yang, J., Cummings, J., Carvill, J., Shepard, J., McPhee, J., Torres, J., Ginsburg, J., Wang, J., Wu, K., U, K. H., Saxena, K., Khandelwal, K., Zand, K., Matosich, K., Veeraraghavan, K., Michelena, K., Li, K., Jagadeesh, K., Huang, K., Chawla, K., Huang, K., Chen, L., Garg, L., A. L., Silva, L., Bell, L., Zhang, L., Guo, L., Yu, L., Moshkovich, L., Wehrstedt, L., Khabsa, M., Avalani, M., Bhatt, M., Mankus, M., Hasson, M., Lennie, M., Reso, M., Groshev, M., Naumov, M., Lathi, M., Keneally, M., Liu, M., Seltzer, M. L., Valko, M., Restrepo, M., Patel,

- M., Vyatskov, M., Samvelyan, M., Clark, M., Macey, M., Wang, M., Hermoso, M. J., Metanat, M., Rastegari, M., Bansal, M., Santhanam, N., Parks, N., White, N., Bawa, N., Singhal, N., Egebo, N., Usunier, N., Mehta, N., Laptev, N. P., Dong, N., Cheng, N., Chernoguz, O., Hart, O., Salpekar, O., Kalinli, O., Kent, P., Parekh, P., Saab, P., Balaji, P., Rittner, P., Bontrager, P., Roux, P., Dollar, P., Zvyagina, P., Ratanchandani, P., Yuvraj, P., Liang, Q., Alao, R., Rodriguez, R., Ayub, R., Murthy, R., Nayani, R., Mitra, R., Parthasarathy, R., Li, R., Hogan, R., Battey, R., Wang, R., Howes, R., Rinott, R., Mehta, S., Siby, S., Bondu, S. J., Datta, S., Chugh, S., Hunt, S., Dhillon, S., Sidorov, S., Pan, S., Mahajan, S., Verma, S., Yamamoto, S., Ramaswamy, S., Lindsay, S., Lindsay, S., Feng, S., Lin, S., Zha, S. C., Patil, S., Shankar, S., Zhang, S., Zhang, S., Wang, S., Agarwal, S., Sajuyigbe, S., Chintala, S., Max, S., Chen, S., Kehoe, S., Satterfield, S., Govindaprasad, S., Gupta, S., Deng, S., Cho, S., Virk, S., Subramanian, S., Choudhury, S., Goldman, S., Remez, T., Glaser, T., Best, T., Koehler, T., Robinson, T., Li, T., Zhang, T., Matthews, T., Chou, T., Shaked, T., Vontimitta, V., Ajayi, V., Montanez, V., Mohan, V., Kumar, V. S., Mangla, V., Ionescu, V., Poenaru, V., Mihailescu, V. T., Ivanov, V., Li, W., Wang, W., Jiang, W., Bouaziz, W., Constable, W., Tang, X., Wu, X., Wang, X., Wu, X., Gao, X., Kleinman, Y., Chen, Y., Hu, Y., Jia, Y., Qi, Y., Li, Y., Zhang, Y., Zhang, Y., Adi, Y., Nam, Y., Yu, Wang, Zhao, Y., Hao, Y., Qian, Y., Li, Y., He, Y., Rait, Z., DeVito, Z., Rosnbrick, Z., Wen, Z., Yang, Z., Zhao, Z., and Ma, Z. The llama 3 herd of models, 2024. URL <https://arxiv.org/abs/2407.21783>.
- Guo, D., Yang, D., Zhang, H., Song, J., Zhang, R., Xu, R., Zhu, Q., Ma, S., Wang, P., Bi, X., et al. Deepseek-r1: Incentivizing reasoning capability in llms via reinforcement learning. *arXiv preprint arXiv:2501.12948*, 2025.
- Hendrycks, D., Burns, C., Basart, S., Zou, A., Mazeika, M., Song, D., and Steinhardt, J. Measuring massive multitask language understanding. *Proceedings of the International Conference on Learning Representations (ICLR)*, 2021a.
- Hendrycks, D., Burns, C., Kadavath, S., Arora, A., Basart, S., Tang, E., Song, D., and Steinhardt, J. Measuring mathematical problem solving with the math dataset. *NeurIPS*, 2021b.
- Jiang, A. Q., Sablayrolles, A., Roux, A., Mensch, A., Savary, B., Bamford, C., Chaplot, D. S., de las Casas, D., Hanna, E. B., Bressand, F., Lengyel, G., Bour, G., Lample, G., Lavaud, L. R., Saulnier, L., Lachaux, M.-A., Stock, P., Subramanian, S., Yang, S., Antoniak, S., Scao, T. L., Gervet, T., Lavril, T., Wang, T., Lacroix, T., and Sayed, W. E. Mixtral of experts, 2024. URL <https://arxiv.org/abs/2401.04088>.
- Kwon, W., Li, Z., Zhuang, S., Sheng, Y., Zheng, L., Yu, C. H., Gonzalez, J., Zhang, H., and Stoica, I. Efficient memory management for large language model serving with pagedattention. In *Proceedings of the 29th Symposium on Operating Systems Principles, SOSP '23*, pp. 611–626. ACM, October 2023. doi: 10.1145/3600006.3613165. URL <http://dx.doi.org/10.1145/3600006.3613165>.
- Li, C., Wang, W., Hu, J., Wei, Y., Zheng, N., Hu, H., Zhang, Z., and Peng, H. Common 7b language models already possess strong math capabilities. *arXiv preprint arXiv:2403.04706*, 2024a.
- Li, J., Beeching, E., Tunstall, L., Lipkin, B., Solteskyi, R., Huang, S. C., Rasul, K., Yu, L., Jiang, A., Shen, Z., Qin, Z., Dong, B., Zhou, L., Fleureau, Y., Lample, G., and Polu, S. Numina-math. [<https://huggingface.co/AI-MO/NuminaMath-CoT>] ([https://github.com/project-numina/aimo-progress-prize/blob/main/report/numina\\_dataset.pdf](https://github.com/project-numina/aimo-progress-prize/blob/main/report/numina_dataset.pdf)), 2024b.
- Li, J., Fang, A., Smyrnis, G., Ivgi, M., Jordan, M., Gadre, S., Bansal, H., Guha, E., Keh, S., Arora, K., et al. Datacomp-llm: In search of the next generation of training sets for language models. *arXiv preprint arXiv:2406.11794*, 2024c.
- Li, X., Yu, P., Zhou, C., Schick, T., Levy, O., Zettlemoyer, L., Weston, J., and Lewis, M. Self-alignment with instruction backtranslation. *arXiv preprint arXiv:2308.06259*, 2023.
- Lightman, H., Kosaraju, V., Burda, Y., Edwards, H., Baker, B., Lee, T., Leike, J., Schulman, J., Sutskever, I., and Cobbe, K. Let’s verify step by step. *arXiv preprint arXiv:2305.20050*, 2023.
- Liu, H., Zhang, Y., Luo, Y., and Yao, A. C.-C. Augmenting math word problems via iterative question composing. *arXiv preprint arXiv:2401.09003*, 2024a.
- Liu, Y., Jin, R., Shi, L., Yao, Z., and Xiong, D. Fine-math: A fine-grained mathematical evaluation benchmark for chinese large language models. *arXiv preprint arXiv:2403.07747*, 2024b.
- McInnes, L., Healy, J., and Melville, J. Umap: Uniform manifold approximation and projection for dimension reduction. *arXiv preprint arXiv:1802.03426*, 2018.
- OpenAI, :, Jaech, A., Kalai, A., Lerer, A., Richardson, A., El-Kishky, A., Low, A., Helyar, A., Madry, A., Beutel, A., Carney, A., Iftimie, A., Karpenko, A., Passos, A. T., Neitz, A., Prokofiev, A., Wei, A., Tam, A., Bennett, A., Kumar, A., Saraiva, A., Vallone, A., Duberstein, A.,

- Kondrich, A., Mishchenko, A., Applebaum, A., Jiang, A., Nair, A., Zoph, B., Ghorbani, B., Rossen, B., Sokolowsky, B., Barak, B., McGrew, B., Minaiev, B., Hao, B., Baker, B., Houghton, B., McKinzie, B., Eastman, B., Lugaresi, C., Bassin, C., Hudson, C., Li, C. M., de Bourcy, C., Voss, C., Shen, C., Zhang, C., Koch, C., Orsinger, C., Hesse, C., Fischer, C., Chan, C., Roberts, D., Kappler, D., Levy, D., Selsam, D., Dohan, D., Farhi, D., Mely, D., Robinson, D., Tsipras, D., Li, D., Oprica, D., Freeman, E., Zhang, E., Wong, E., Proehl, E., Cheung, E., Mitchell, E., Wallace, E., Ritter, E., Mays, E., Wang, F., Such, F. P., Raso, F., Leoni, F., Tsimpouras, F., Song, F., von Lohmann, F., Sulit, F., Salmon, G., Parascandolo, G., Chabot, G., Zhao, G., Brockman, G., Leclerc, G., Salman, H., Bao, H., Sheng, H., Andrin, H., Bagherinezhad, H., Ren, H., Lightman, H., Chung, H. W., Kivlichan, I., O’Connell, I., Osband, I., Gilaberte, I. C., Akkaya, I., Kostrikov, I., Sutskever, I., Kofman, I., Pachocki, J., Lennon, J., Wei, J., Harb, J., Twore, J., Feng, J., Yu, J., Weng, J., Tang, J., Yu, J., Candela, J. Q., Palermo, J., Parish, J., Heidecke, J., Hallman, J., Rizzo, J., Gordon, J., Uesato, J., Ward, J., Huizinga, J., Wang, J., Chen, K., Xiao, K., Singhal, K., Nguyen, K., Cobbe, K., Shi, K., Wood, K., Rimbach, K., Gu-Lemberg, K., Liu, K., Lu, K., Stone, K., Yu, K., Ahmad, L., Yang, L., Liu, L., Maksin, L., Ho, L., Fedus, L., Weng, L., Li, L., McCallum, L., Held, L., Kuhn, L., Kondraciuk, L., Kaiser, L., Metz, L., Boyd, M., Trebacz, M., Joglekar, M., Chen, M., Tintor, M., Meyer, M., Jones, M., Kaufer, M., Schwarzer, M., Shah, M., Yatbaz, M., Guan, M. Y., Xu, M., Yan, M., Glaese, M., Chen, M., Lampe, M., Malek, M., Wang, M., Fradin, M., McClay, M., Pavlov, M., Wang, M., Wang, M., Murati, M., Bavarian, M., Rohaninejad, M., McAleese, N., Chowdhury, N., Chowdhury, N., Ryder, N., Tezak, N., Brown, N., Nachum, O., Boiko, O., Murk, O., Watkins, O., Chao, P., Ashbourne, P., Izmailov, P., Zhokhov, P., Dias, R., Arora, R., Lin, R., Lopes, R. G., Gaon, R., Miyara, R., Leike, R., Hwang, R., Garg, R., Brown, R., James, R., Shu, R., Cheu, R., Greene, R., Jain, S., Altman, S., Toizer, S., Toyer, S., Miserendino, S., Agarwal, S., Hernandez, S., Baker, S., McKinney, S., Yan, S., Zhao, S., Hu, S., Santurkar, S., Chaudhuri, S. R., Zhang, S., Fu, S., Papay, S., Lin, S., Balaji, S., Sanjeev, S., Sidor, S., Broda, T., Clark, A., Wang, T., Gordon, T., Sanders, T., Patwardhan, T., Sottiaux, T., Degry, T., Dimson, T., Zheng, T., Garipov, T., Stasi, T., Bansal, T., Creech, T., Peterson, T., Eloundou, T., Qi, V., Kosaraju, V., Monaco, V., Pong, V., Fomenko, V., Zheng, W., Zhou, W., McCabe, W., Zaremba, W., Dubois, Y., Lu, Y., Chen, Y., Cha, Y., Bai, Y., He, Y., Zhang, Y., Wang, Y., Shao, Z., and Li, Z. Openai o1 system card, 2024. URL <https://arxiv.org/abs/2412.16720>.
- Pang, R. Y., Yuan, W., Cho, K., He, H., Sukhbaatar, S., and Weston, J. Iterative reasoning preference optimization. *arXiv preprint arXiv:2404.19733*, 2024.
- Prasad, A., Yuan, W., Pang, R. Y., Xu, J., Fazel-Zarandi, M., Bansal, M., Sukhbaatar, S., Weston, J., and Yu, J. Self-consistency preference optimization. *arXiv preprint arXiv:2411.04109*, 2024.
- Rafailov, R., Sharma, A., Mitchell, E., Manning, C. D., Ermon, S., and Finn, C. Direct preference optimization: Your language model is secretly a reward model. In *Thirty-seventh Conference on Neural Information Processing Systems*, 2023. URL <https://arxiv.org/abs/2305.18290>.
- Rein, D., Hou, B. L., Stickland, A. C., Petty, J., Pang, R. Y., Dirani, J., Michael, J., and Bowman, S. R. GPQA: A graduate-level google-proof q&a benchmark. In *First Conference on Language Modeling*, 2024. URL <https://openreview.net/forum?id=Ti67584b98>.
- Rosset, C., Cheng, C.-A., Mitra, A., Santacrose, M., Awadallah, A., and Xie, T. Direct nash optimization: Teaching language models to self-improve with general preferences. *arXiv preprint arXiv:2404.03715*, 2024.
- She, S., Huang, S., Zou, W., Zhu, W., Liu, X., Geng, X., and Chen, J. MAPO: Advancing multilingual reasoning through multilingual alignment-as-preference optimization. *arXiv preprint arXiv:2401.06838*, 2024.
- Singh, A., Co-Reyes, J. D., Agarwal, R., Anand, A., Patil, P., Garcia, X., Liu, P. J., Harrison, J., Lee, J., Xu, K., Parisi, A. T., Kumar, A., Alemi, A. A., Rizkowsky, A., Nova, A., Adlam, B., Bohnet, B., Elsayed, G. F., Sedghi, H., Mordatch, I., Simpson, I., Gur, I., Snoek, J., Pennington, J., Hron, J., Kenealy, K., Swersky, K., Mahajan, K., Culp, L. A., Xiao, L., Bileschi, M., Constant, N., Novak, R., Liu, R., Warkentin, T., Bansal, Y., Dyer, E., Neyshabur, B., Sohl-Dickstein, J., and Fiedel, N. Beyond human data: Scaling self-training for problem-solving with language models. *Transactions on Machine Learning Research*, 2024. ISSN 2835-8856. URL <https://openreview.net/forum?id=lNAYUngGFK>. Expert Certification.
- Toshniwal, S., Du, W., Moshkov, I., Kisacanin, B., Ayrapetyan, A., and Gitman, I. Openmathinstruct-2: Accelerating ai for math with massive open-source instruction data. *arXiv preprint arXiv:2410.01560*, 2024a.
- Toshniwal, S., Du, W., Moshkov, I., Kisacanin, B., Ayrapetyan, A., and Gitman, I. Openmathinstruct-2: Accelerating AI for math with massive open-source instruction data. In *The 4th Workshop on Mathematical Reasoning and AI at NeurIPS’24*, 2024b. URL <https://openreview.net/forum?id=l5FDMofecw>.

- Tran, H., Glaze, C., and Hancock, B. Iterative DPO alignment. Technical report, Snorkel AI, 2023.
- Uesato, J., Kushman, N., Kumar, R., Song, F., Siegel, N., Wang, L., Creswell, A., Irving, G., and Higgins, I. Solving math word problems with process-and outcome-based feedback. *arXiv preprint arXiv:2211.14275*, 2022.
- Wang, Y., Kordi, Y., Mishra, S., Liu, A., Smith, N. A., Khashabi, D., and Hajishirzi, H. Self-instruct: Aligning language models with self-generated instructions. In *Proceedings of the 61st Annual Meeting of the Association for Computational Linguistics (Volume 1: Long Papers)*, pp. 13484–13508, 2023.
- Wang, Y., Ma, X., Zhang, G., Ni, Y., Chandra, A., Guo, S., Ren, W., Arulraj, A., He, X., Jiang, Z., et al. Mmlu-pro: A more robust and challenging multi-task language understanding benchmark. *arXiv preprint arXiv:2406.01574*, 2024.
- Wu, J. *Advances in K-means clustering: a data mining thinking*. Springer Science & Business Media, 2012.
- Yang, A., Zhang, B., Hui, B., Gao, B., Yu, B., Li, C., Liu, D., Tu, J., Zhou, J., Lin, J., Lu, K., Xue, M., Lin, R., Liu, T., Ren, X., and Zhang, Z. Qwen2.5-math technical report: Toward mathematical expert model via self-improvement. *arXiv preprint arXiv:2409.12122*, 2024.
- Yu, L., Jiang, W., Shi, H., YU, J., Liu, Z., Zhang, Y., Kwok, J., Li, Z., Weller, A., and Liu, W. Metamath: Bootstrap your own mathematical questions for large language models. In *The Twelfth International Conference on Learning Representations*, 2024a. URL <https://openreview.net/forum?id=N8N0hgNDRt>.
- Yu, L., Jiang, W., Shi, H., Yu, J., Liu, Z., Zhang, Y., Kwok, J. T., Li, Z., Weller, A., and Liu, W. Metamath: Bootstrap your own mathematical questions for large language models. In *The Twelfth International Conference on Learning Representations, ICLR 2024, Vienna, Austria, May 7-11, 2024*. OpenReview.net, 2024b. URL <https://openreview.net/forum?id=N8N0hgNDRt>.
- Yuan, W., Pang, R. Y., Cho, K., Li, X., Sukhbaatar, S., Xu, J., and Weston, J. Self-rewarding language models. In *Proceedings of the 41st International Conference on Machine Learning, ICML’24*. JMLR.org, 2024a.
- Yuan, W., Pang, R. Y., Cho, K., Li, X., Sukhbaatar, S., Xu, J., and Weston, J. E. Self-rewarding language models. In *Forty-first International Conference on Machine Learning*, 2024b. URL <https://openreview.net/forum?id=0NphYcmgua>.
- Yue, X., Zheng, T., Zhang, G., and Chen, W. Mammoth2: Scaling instructions from the web. *Advances in Neural Information Processing Systems*, 2024.
- Zelikman, E., Wu, Y., Mu, J., and Goodman, N. Star: Bootstrapping reasoning with reasoning. In *Advances in Neural Information Processing Systems*, 2022.



## A. Clustering Results

We present the results of our clustering in Figure 7. The procedure for producing this clustering is described in Section 3.3.

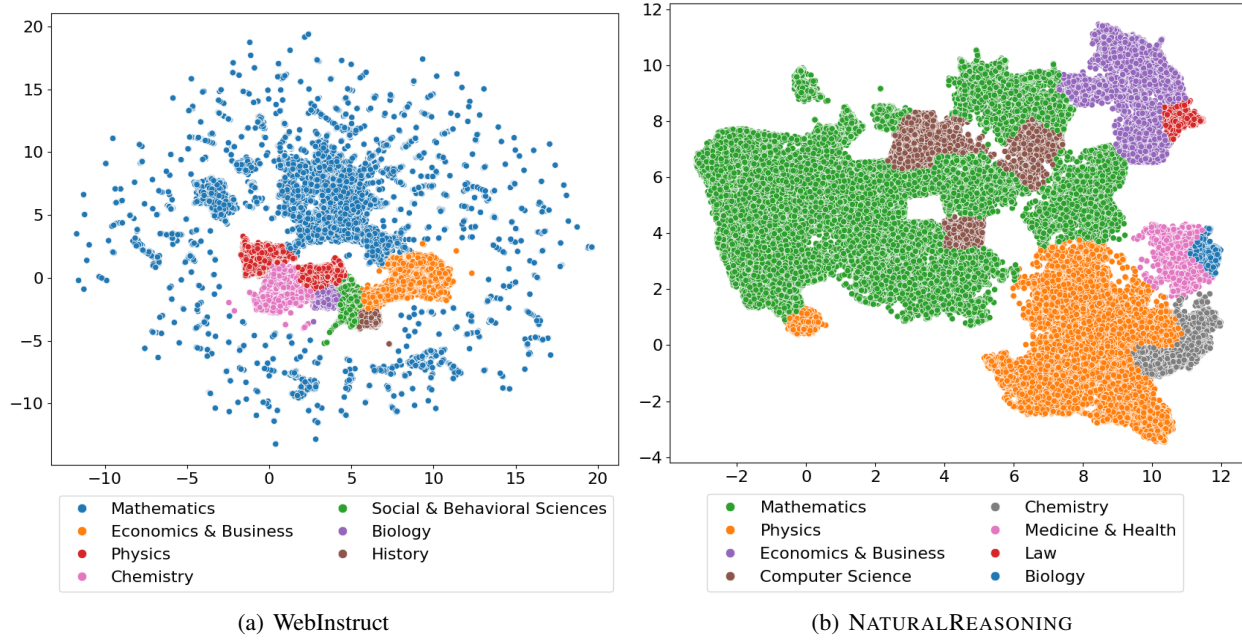


Figure 7. Topic clustering of WebInstruct and NATURALREASONING.

## B. Example questions

Example questions with single answer, short answer, long answer are shown in Table 5.

## C. Data Creation Details

### C.1. Generation

We use vllm for all generations. For annotating documents and synthesizing questions, we use greedy decoding (i.e. temperature=0). For response generation for each question in NATURALREASONING, we use temperature=0.7 top\_p=0.9. Responses used in unsupervised self-training experiments are sampled using temperature={0, 0.5, 0.6, 0.7, 0.8, 0.9, 1.0, 1.2} to encourage response diversity.

## D. Prompts

The prompt we used for annotating reasoning from the document is shown in Figure 8. We additionally provide the prompt for annotating question validity and difficulty (Figure 9), the prompt used to check if a generated response matches the reference (Figure 10), and the prompt for self scoring (Figure 11).

Table 5. Example questions with single word, short, and long reference answers.

**Example questions with single word answer**

- (1) You have 5 cards with letters and numbers on either side. The rule is: If the letter on one side of a card is a vowel, the number on the other side is odd. What is the minimum number of cards you need to turn over to prove or disprove this rule?
- (2) What is the approximate number of grapes required to produce one bottle of wine, considering the conversion factors and variability in grape yields, and how does this relate to the overall wine production process?
- (3) A company is facing financial difficulties and is in danger of not meeting its obligations. In an effort to secure a bridge loan, the company's management decides to manipulate its financial statements by not reversing cancelled orders, thereby overstating its accounts receivable. This action allows the company to collateralize the loan and secure the necessary funding. However, this practice is in direct violation of revenue recognition rules. Analyze this situation and determine whether the company's actions constitute blatant fraud. Be sure to discuss the technical and ethical implications of such actions.
- (4) Evaluate the definite integral  $\int_0^\pi \cos^2(x) \sin^7(x) dx$  using an appropriate substitution method and provide a step-by-step solution.
- (5) Speed of boat in still water is 10kmph. If it travels 24km downstream, 16km upstream in the same amount of time, what is the speed of the stream?

**Example questions with short answer**

- (1) What are the parameters that need to be estimated in the general equation of an ellipse, and how do the variables  $x$  and  $y$  differ from the constants  $a$  and  $b$  in this context? Provide a detailed explanation of your answer, including the roles of  $a$ ,  $b$ ,  $x$ , and  $y$  in defining the ellipse.
- (2) Given a company's historical data on revenues, working capital, and net capital expenditures, is it acceptable to forecast change in working capital / net capex by regressing (linear) historical data on revenues? What are the limitations of this approach, and what alternative methods could be used to improve the accuracy of the forecast?
- (3) Solve the inequality  $4(3w+4) \geq 4(2w+12)$  using interval notation, and express the solution in set-builder notation.
- (4) Given an image with shape [1,28,28], what will be the shape of the output of a convolution layer with 10 5x5 kernels (filters) without padding? Assume the image dimensions follow the CHW (Channel, Height, Width) format.
- (5) A gas bubble, from an explosion under water, oscillates with a period  $T$  proportional to  $P^a * d^b * E^c$ . Where 'P' is the static pressure, 'd' is the density of water, and 'E' is the total energy of the explosion. Find the values of a, b, and c, and explain the physical reasoning behind your answer.

**Example questions with long answer**

- (1) Analyze the impact of errors in data analysis on the validity of research findings, using the example of Reinhart and Rogoff's research on the relationship between debt and economic growth. How do such errors affect the development of economic policies, and what are the implications for the field of economics?
- (2) Prove that the relation  $R = \{(1, 2), (1, 3), (1, 4), (2, 1), (2, 3), (2, 4), (3, 1), (3, 2), (3, 4), (4, 1), (4, 1), (4, 3)\}$  is not transitive. Use the definition of transitivity to show that there exist elements  $x_0, y_0, z_0$  such that  $(x_0, y_0) \in R$  and  $(y_0, z_0) \in R$  but  $(x_0, z_0) \notin R$ .
- (3) Astronomers use a new method to detect asteroids and measure their velocity. The method involves detecting energized electromagnetic waves at two different Earth times and using the relative motion of Earth with respect to the asteroid to calculate the velocity. Suppose the Earth spins about 360 degrees within 24 hours, and the asteroid moves in a straight path with respect to other stellar objects. If the angle between the flat Earth surface at point A0 and the direction of asteroid observable is  $\theta$ , and the angle between the flat Earth surface at point A and the direction of asteroid observable is  $\phi$ , derive an expression for the relative velocity of Earth with respect to the asteroid at position A0 and A. Use the relativistic Doppler formula to relate the frequencies of the electromagnetic waves detected at points A0 and A. Assume the velocity of the asteroid does not change within the time interval of two detections, and estimate the value of the asteroid's velocity.
- (4) Bob, a resident outside the US, has purchased a mobile app subscription from a California-based business for under \$200. However, due to a showstopper bug, the app is unusable for its main purpose. Bob has attempted to report the issue to the business's support team without success. Discuss the practicalities of Bob suing the California-based business from abroad, considering the requirements of Small Claims court in California and the potential application of consumer protection laws from Bob's home country. How might Bob's approach differ if he were to pursue litigation in a 'normal' court versus Small Claims court, and what are the implications of using an online store like Apple for the purchase?
- (5) Describe the differences in flow resistance between laminar and turbulent flows in a tube, and explain how the velocity profile changes in the transition from laminar to turbulent flow. Be sure to include the role of viscosity, density, and eddy viscosity in your answer.

Evaluate the text below according to the scoring instruction and criteria. If the scores are high on each axis, derive an exam question following the instructions.

## Scoring Instruction

1. Evaluate the text on each criteria step by step. Provide your honest answer to each sub-question. If the answer to a sub-question is a confident Yes, add or subtract the points corresponding to the criteria.
2. Keep track of the running points from each criteria to get the total score.
3. Summarize your final evaluation results in a valid JSON object following the instruction below.

### Scoring Criteria

**\*\*Criteria 1: Problem Completeness\*\***

- \* The content does not have clear main question, or enough clues to derive the correct answer. (0 point)
- \* The content includes a main question, and enough clues to derive the correct answer. (+1 point)
- \* The text shows evidence of engagement and discussion among multiple authors, including proposing answers, evaluating and reflecting on answers, responding to critiques, revising and editing answers. (+1 point)

**\*\*Criteria 2: Problem Complexity and Technical Depth\*\***

- \* The difficulty of the content is college-level or below. (0 point)
- \* The difficulty of the content is graduate-level or above, and only domain experts can understand. (+1 point)
- \* The question being discussed is so challenging that even highly skilled non-experts would not be able to fully understand the question or provide a correct answer, even after spending 30 minutes searching the internet or reading up literature. (+1 point)

**\*\*Criteria 3: Technical Correctness and Accuracy\*\***

- \* The text contains significant technical errors or inaccuracies. (-1 point)
- \* The text demonstrates some technical correctness, but with notable flaws or omissions (e.g., incorrect units, incomplete derivations). (0 point)
- \* The text demonstrates technical correctness, with some minor flaws or omissions (e.g., minor algebraic errors, incomplete explanations). (+0.5 point)
- \* The text demonstrates high technical correctness, with clear and accurate explanations (e.g., precise definitions, complete derivations). (+0.5 point)
- \* The text exemplifies exceptional technical correctness, with rigorous and precise explanations (e.g., formal proofs, precise calculations). (+1 point)

**\*\*Criteria 4: Thinking and Reasoning\*\***

- \* The text lacks any evidence of thinking or reasoning. (-1 point)
- \* The text demonstrates some basic thinking and reasoning (+0.5 point), such as:
  - + A straightforward application of a known technique.
  - + A simple analysis of a problem.
- \* The text demonstrates some thinking and reasoning (+0.5 point), such as:
  - + A consideration of multiple approaches to a problem.
  - + A discussion of the trade-offs between different solutions.
- \* The text demonstrates significant thinking and reasoning (+1 points), such as:
  - + Multi-step reasoning chains to solve a complex problem.
  - + Advanced reasoning patterns often used in specialized science domains.
- \* The text exemplifies exceptional thinking and reasoning (+1 points), such as:
  - + A highly innovative and creative approach to solving a complex problem in specialized domains.
  - + Combining multiple reasoning and thinking techniques, with novel abstraction of the problem.

## Instruction on Exam Question and Final Report

- \* Step 1. If BOTH Criteria 1 and Criteria 2 scores above zero, transform the original question being discussed to an exam question. The question should focus on problem-solving and there should exist a correct answer to the question. The question should be descriptive, i.e. use the details and notations from the original text as much as possible. The question must be self-contained, concrete, well-defined, i.e. it should NOT contain any missing information nor should it contain any ambiguity or subjectiveness.
- \* Step 2. If BOTH Criteria 1 and Criteria 3 scores above zero, determine whether the text contains a correct solution to the question or not. If the discussion DOES contain a correct solution, try to extract the gists and important details from the correct answer. Then use those key information to derive a correct answer to the question. If there is a single final answer, conclude the correct answer with: "Therefore, the final answer is:  $\boxed{\text{answer}}$ .", where [answer] is the number or expression that is the final answer.
- \* Step 3. If BOTH Criteria 2 and Criteria 4 have non-zero scores, write down a list of critical knowledge and reasoning steps which are required to derive a correct answer to the exam question. Each item in the list must be descriptive, specific and concrete.
- \* Step 4. Label the question difficulty with Easy, Medium, Hard, and Extra Hard.

Finally, copy all your analysis from above into a JSON object at the end of the final report. The JSON object should contain the following attributes:

- "scores": a list of dictionary entries, where each entry contains the criteria name and corresponding score on that criteria.
- "exam\\_question": a string recording the full exam question derived from Step 1 analysis. DO NOT omit any details. If the scores for Criteria 1 and Criteria 2 are low and no exam question can be made out of the text, return an empty string.
- "correct\\_answer": a string recording the correct answer derived from Step 2. If the discussion does not contain a correct answer, return an empty string.
- "knowledge\\_and\\_reasoning\\_steps": a list of strings, where each entry copying the critical piece of knowledge or important reasoning steps derived from Step 3. If either Criteria 2 or Criteria 4 has score zero, return an empty list.
- "question\\_difficulty": a string recording the difficulty of the question derived from Step 4.

### Text

{text}

Figure 8. Prompt for annotating reasoning from the document, generating a question and reference answer.

Your task is to verify and improve the quality of a question.

A valid question must meet the following criteria:

- \* The question should contain a problem to be solved, instead of only presenting statements.
- \* The question should be well-defined and self-contained, i.e. have all the necessary information to derive an answer.
- \* The question should be specific and clear. There should be one correct answer to the question.
- \* The question should not refer to external resources, such as figures, videos, etc .
- \* To derive an answer, multi-step reasoning and recalling relevant knowledge is required.
- \* The difficulty should be graduate-level or above.
- \* The question can contain LaTeX but it should be correct.

If a question does not meet any of the criterion above, revise it till it meets all the criteria.

IMPORTANT: Put your final answer in a JSON object with two fields:

- "question\_quality\_score": rate how well the question meets all the criteria, on a scale of 1 to 10.
- "improved\_question": revised question which will meet the criteria better and thus has a higher question quality score.

Question:  
{question}

Figure 9. Prompt for annotating quality scores.



You are an expert evaluator tasked with deciding whether a response meets the standards of quality and correctness for general reasoning tasks. Your evaluation must consider both the quality of the reasoning process (chain of thought, CoT) and the correctness or appropriateness of the final answer.

### Evaluation Criteria:

1. **\*\*Correctness of the Final Answer\*\***:
  - Does the final answer align with the reference answer or the expected outcome?
2. **\*\*Quality of the Thinking Process (CoT)\*\***:
  - Is the reasoning logical, coherent, and free from significant errors?
  - Does the reasoning support the final answer in a clear and step-by-step manner?
3. **\*\*Completeness\*\***:
  - Does the response adequately address all aspects of the instruction or problem?

### Input Details:

- **\*\*Instruction\*\***: {Describe the task, problem, or instruction here.}
- **\*\*Reference Answer\*\***: {Provide the expected or ideal outcome here.}
- **\*\*Response\*\***: {Include the response to be evaluated, containing both the CoT and the final answer.}

### Task:

Analyze the response provided and decide if it is a "Yes" or "No" based on the following:

- **\*\*"Yes"\*\***: The response meets the required standards for correctness, reasoning, and completeness.
- **\*\*"No"\*\***: The response fails to meet one or more of the standards.

Provide a brief explanation of your decision, highlighting specific strengths or weaknesses in the reasoning process (CoT), the final answer, or completeness.

**\*\*Response Format\*\***:

1. **\*\*Explanation\*\***:
  - **\*\*Final Answer Evaluation\*\***: (Discuss correctness and consistency.)
  - **\*\*Chain of Thought Evaluation\*\***: (Discuss logic and coherence.)
  - **\*\*Completeness\*\***: (Assess whether the response fully addresses the instruction.)
2. **\*\*Judgment\*\***: Yes/No

---

[FEW-SHOT EXAMPLES HERE]

---

### Current Input:

**\*\*Instruction\*\***: <INSTRUCTION>

**\*\*Reference Answer\*\***: <ANSWER>

**\*\*Response\*\***: <RESPONSE>

**\*\*Evaluation\*\***:

Figure 10. Prompt used to check if a response matches the reference answer.

You are an expert evaluator tasked with analyzing a response to a general reasoning problem. Your goal is to determine if the response demonstrates good reasoning (CoT) and whether the reasoning makes sense overall.

### \*\*Evaluation Criteria\*\*:

1. **Reasoning Quality (CoT)**:
  - Does the reasoning follow a logical and coherent sequence?
  - Are the steps valid and free of major errors?
  - Does the reasoning align with standard problem-solving practices?
2. **Accuracy**:
  - Does the reasoning lead to the correct or valid conclusion based on the instruction?
3. **Clarity**:
  - Is the response clear and easy to understand?

### Input Details:

- **Instruction**: {Describe the task, problem, or instruction here.}
- **Response**: {Include the response to be evaluated, containing the chain of thought (CoT).}

### **Task**:

Analyze the response and decide if it meets the standards for correctness, reasoning quality, and clarity. Provide your judgment as either **"Yes"** (the response is good) or **"No"** (the response is not good). Then, briefly explain your decision.

**Response Format**:

1. **Judgment**: Yes/No
2. **Explanation**:
  - **Reasoning Quality (CoT)**: (Assess the reasoning process in detail.)
  - **Accuracy**: (Evaluate whether the reasoning leads to the correct conclusion.)
  - **Clarity**: (Comment on the clarity of the response.)

---  
[FEW-SHOT EXAMPLES]

---

### Current Input:

**Instruction**: <INSTRUCTION>

**Response**:

<RESPONSE>

**Evaluation**:

1. **Judgment**:

Figure 11. Prompt for self scoring.