

All-in-one: Understanding and Generation in Multimodal Reasoning with the MAIA Benchmark

**Davide Testa^{1,2}, Giovanni Bonetta², Raffaella Bernardi³, Alessandro Bondielli^{4,5},
Alessandro Lenci⁵, Alessio Miaschi⁶, Lucia Passaro⁴, Bernardo Magnini²**

¹Università di Roma La Sapienza, ²Fondazione Bruno Kessler (FBK), ³CIMeC, DISI, University of Trento

⁴Dept. of Computer Science, University of Pisa, ⁵Dept. of Philology, Literature and Linguistics, University of Pisa

⁶Istituto di Linguistica Computazionale "A. Zampolli" (CNR-ILC), ItalianNLP Lab, Pisa

davide.testa@uniroma1.it, {dtesta, gbonetta, magnini}@fbk.eu, raffaella.bernardi@unitn.it
{name.surname}@unipi.it, alessio.miaschi@ilc.cnr.it

Abstract

We introduce MAIA (Multimodal AI Assessment), a native-Italian benchmark designed for fine-grained investigation of the reasoning abilities of visual language models on videos. MAIA differs from other available video benchmarks for its design, its reasoning categories, the metric it uses and the language and culture of the videos. It evaluates Vision Language Models (VLMs) on two aligned tasks: a visual statement verification task, and an open-ended visual question-answering task, both on the same set of video-related questions. It considers twelve reasoning categories that aim to disentangle language and vision relations by highlight when one of two alone encodes sufficient information to solve the tasks, when they are both needed and when the full richness of the short video is essential instead of just a part of it. Thanks to its carefully taught design, it evaluates VLMs' consistency and visually grounded natural language comprehension and generation simultaneously through an aggregated metric. Last but not least, the video collection has been carefully selected to reflect the Italian culture and the language data are produced by native-speakers.¹

1 Introduction

Vision and Language models entered the Computer Vision and Natural Language Processing scenes more than a decade ago pushed by theoretical (e.g., Baroni, 2015) and application-oriented (e.g., Bigam et al., 2010) motivations. Their success on combining image and text has been monitored and summarized in various surveys (e.g., from the earlier ones on Visual Question Answering (VQA) Bernardi and Pezzelle (2021) to the more recent ones focusing on Visually grounded Large Language Models (e.g., Caffagni et al., 2024; Li et al., 2024b). Researchers have always felt the need to target Vision and Language Models

¹Data and code will be available upon acceptance.

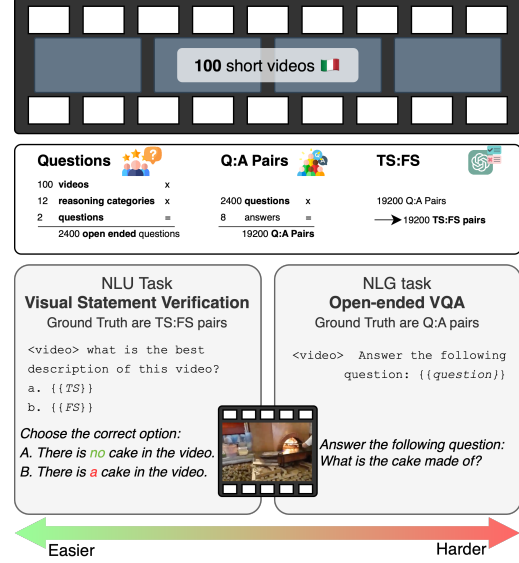


Figure 1: Structure of the MAIA benchmark. For each video there are two questions related to 12 reasoning categories. For each question there is a pool of 8 answers, which are associated to a true-false statement pair.

(VLMs) shortcomings, developing carefully designed benchmarks consisting of a suit of VL tasks to evaluate a variety of capabilities (Kushal et al., 2019). The minimal pair task, contrasting a caption with its foil, proposed in Shekhar et al. (2017) has been applied to large-scale linguistic phenomena (Parcalabescu et al., 2022) and extended to highlight weakness of VLMs on Video QA. This trend focuses on visually grounded natural language understanding (Kesen et al., 2023).

Today VLMs are trained to generate text and are known to excel at it. We argue that the evaluation of Natural Language Generation (NLG) and Natural Language Understanding (NLU) competence should always be pursued together: An agent that can answer questions about an event must understand it too. Moreover, success should be claimed only through demanding evaluation regimes in which consistency across answers is required.

Previous work focused separately on either caption-foil or open-ended question answering: we propose paired caption-foil and open-ended QA as core components of our evaluation framework coupling VLMs comprehension and generation abilities. This allows us to investigate the relations between the two tasks and to better capture strengths and weaknesses of current VLMs. We propose a competence-oriented benchmark consisting of two paired tasks: **Multiple-choice visual statement verification** and **open-ended visual question answering**, with native Italian video QA with a large coverage of reasoning semantic categories/phenomena and with a pool of multiple answers for each question. Figure 1 visualizes the richness of MAIA interleaved data and how it captures the tied connection between NLU and NLG, two aspects that allow for a reliable and robust evaluation, and obtain an *all-in-one* Multimodal AI Assessment Italian benchmark. To the best of our knowledge, this is the first benchmark for the Italian language on videos.

Contributions. In the paper, we: (i) introduce MAIA, the first Italian benchmark designed to assess the reasoning abilities of VLMs on videos; (ii) evaluate multiple VLMs, demonstrating that while they perform well on the visual statement verification task, their effectiveness varies across different reasoning categories; (iii) show that generating open-ended answers significantly reduces performance compared to the visual statement verification task; and (iv) propose a metric that unveils models abilities by evaluating visually grounded comprehension and generation simultaneously.

2 Related Work

Various types of benchmarks have been proposed since the raise of VLMs. From the single *task-oriented* benchmarks (e.g. Antol et al. (2015); Das et al. (2017)), attention has now moved to task collections (Xu et al., 2024; Lee et al., 2024b) in which models show impressive performance. As in the early phase (Johnson et al., 2017; Shekhar et al., 2017; Suhr et al., 2017), such success is mitigated by the use of *diagnostic* benchmarks, such as Parcalabescu et al. (2022); Thrush et al. (2022); Chen et al. (2023); Bugliarello et al. (2023); Bianchi et al. (2024) and *carefully curated* benchmarks such as Xiao et al. (2024); Tong et al. (2024). The third type of benchmarks available focus on the VLMs *competence* in a holis-

tic fashion, evaluating advanced perception and reasoning with domain-specific knowledge (Yue et al., 2024). A similar picture emerges for video-based VLMs. Here as well, early surveys call for careful evaluation (e.g. Zhong et al. (2022)), task-oriented benchmarks show impressive performance (Grunde-McLaughlin et al., 2021; Yu et al., 2023), while fine-grained ones pinpoint important weaknesses (Kesen et al., 2023), and competence-based analysis highlight there is significant room for improvement in multimodal video understanding (Patraucean et al., 2023). Moreover, LLMs have been shown to suffer from the Generative AI Paradox: they are better at generating than at understanding text (West et al., 2024). We verify such statement in our controlled setting. Finally, both Tong et al. (2024) for images and Kesen et al. (2023) for videos manage to highlight VLMs shortcomings by imposing a more stringent task-accuracy metric that account for model consistency across very similar data or correlated competencies. Thanks to the richness of MAIA data collection, we adopt such severe, and hence robust, evaluation code and propose a novel aggregate metric.

Both closed VLMs, GPT-4, and open-sourced ones have been used as evaluators for VL understanding tasks and fine-grained evaluation (Fang et al., 2024; Lee et al., 2024a). The application of these models has paved the way for a novel evaluation paradigm in open-ended Visual QA tasks that goes beyond traditional yes/no datasets (Goyal et al., 2017; Marino et al., 2019) and underscores the importance of using comprehensive sets of reference answers (Mañas et al., 2024).

Building on this literature, MAIA extends existing approaches by focusing on a low-resource language and the less explored domain of videos. While benchmarks like Das et al. (2024) and Zhang et al. (2023) include a minority native Italian component through multiple-choice tasks, to the best of our knowledge, no competence-oriented benchmarks specifically target high-level reasoning in Italian video contexts, nor do they analyze the influence of distributional biases on VLM behavior in such settings. Similarly, existing evaluation frameworks do not yet combine paired understanding and generation tasks that challenge models from multiple perspectives, thereby enforcing a robust evaluation strategy.

Finally, our selection of categories differs from other benchmarks, such as the widely used AGQA (Grunde-McLaughlin et al., 2021) or the

more recent MVBench (Li et al., 2024c). They focus on the explicit visual structure (entity, action, and the spatio-temporal reasoning involving them), while MAIA aims to capture the relation expressed between language and vision when the two modalities are clearly aligned or their relation is implicit and must be inferred, a dimension neglected so far in Video QA benchmarks.

3 The MAIA Benchmark

MAIA (Multimodal AI Assessment) is an evaluation framework designed to assess the reasoning capabilities of VLMs in video-based contexts.

3.1 Dataset

We outline the steps for collecting, generating, and validating the MAIA dataset. The validation step consists in a qualitative analysis and revision of the data, when necessary.²

Video Collection. We gathered 100 short (ca. 30s) videos from *YouTube Italy*. The selection covers various aspects of Italian culture, including cities, art, food, sports, and daily activities (e.g., cooking pasta, having coffee, or watching a soccer match). Preference was given to videos featuring people and close-up shots. An automated script retrieved videos using thematic keywords and ensured *Creative Commons* compliance.

Reasoning Categories. We defined twelve reasoning categories aiming to capture the relation between language and vision and highlight when one of the two modalities might be sufficient for carrying out the task, or when instead both of them are essential to succeed. These categories form the benchmark’s backbone, enabling thorough testing in culturally relevant Italian contexts.

Questions and Answers Collection. The annotation process was carried out in two phases. In the first phase (*question creation*), 12 qualified annotators wrote 2 open-ended questions³ per video for each category, ensuring diversity in entities and events.⁴ A manual review verified adherence to guidelines and semantic categories. In the second phase (*answer collection*), we used Prolific⁵ to solve the task, targeting Italian-native participants with specific cultural criteria (Appendix A.3).

²Examples in this section are in English for readability. Appendix A provides more details, Italian examples, and translations.

³Yes/No and audio-based questions were prohibited.

⁴Annotators were paid €100 for their work.

⁵<https://www.prolific.com/>

Each annotator answered 12 out of 24 questions per video⁶, focusing on detailed, visually grounded responses. Each question was answered by eight annotators, resulting in 19,200 responses. Two semi-automatic validation checks were applied to the output: (1) semantic consistency with the corresponding question, and (2) contradiction tests within each answer pool (Appendix A.3). A post-processing phase reduced redundancy and ensured lexical diversity through semi-automatic rephrasing (Appendix A.4).

Statement Collection. As shown in Figure 2, True Statements (TSs) are descriptive declarative sentences that accurately align with the visual content of videos. Similar to captions, TSs describe videos from different semantic perspectives, according to MAIA semantic categories. TSs were generated using *GPT-4o* (prompts are reported in Figure 11 of the Appendix) by combining the content of questions and each of the eight corresponding answers. Post-processing techniques ensured high lexical variability within each pool reducing lexical overlap. False Statements (FSs) are incorrect descriptions created by modifying elements related to a reasoning category while maintaining the sentence structure. FSs were validated through two semi-automatic checks: a check to ensure minimal modification while maintaining incorrectness for the semantic category, and a test to confirm that FSs contradict their corresponding TSs. This process produced 19,200 high-quality FSs aligned with their corresponding TSs.

3.2 Reasoning Categories

We report the reasoning categories in MAIA. Figure 2 provides examples of aligned question, answer, TS, and FS. More details in Appendix A.2.

Causal. Focuses on questions about the cause or effect of an event. It provides a comprehensive test of a model’s ability to infer and describe causality within events. It can address either explicit (observable in the video) or implicit (inferred from the visible effect) causes/effects.

Counterfactual. Focuses on hypothetical events that do not occur in the video but could happen under certain conditions. It tests a model’s ability to reason about plausible scenarios grounded in the video’s context.

Implicit. Involves questions about entities or events that are either not explicitly visible in the

⁶Annotators were paid £7 per hour.

CATEGORY	QUESTION	ANSWER (1/8)	TRUE STATEMENT (1/8)	FALSE STATEMENT (1/8)
CAUSAL	Why is mozzarella melted?	The heat from the wood oven has melted it	Mozzarella is melted by the heat of the wood oven	Mozzarella is melted by the heat generated by the sun.
COUNTERFACTUAL	What would happen if the pizza chef dropped the pizza on the floor?	He would dirty the floor and would have to remake the pizza.	If the pizza chef dropped the pizza, he would dirty the floor and would have to remake the pizza.	If the pizza maker dropped the pizza, he would not dirty the floor and would not have to remake the pizza.
IMPLICIT	What is the function of all the wooden planks under the wood oven?	They have to feed the fire.	The wooden planks under the wood oven are for feeding the fire.	The wooden planks under the wood oven are for decoration.
UNCERTAINTY	On average, how many pizzas does the pizza chef bake each day?	I do not have enough data to know.	There is not enough data to determine the average number of pizzas a pizza maker cooks daily.	There is sufficient data to determine the average number of pizzas that the pizza maker cooks daily.
OUT-OF-SCOPE	What is the cake made of?	I cannot see any cake.	There is no cake in the video.	There is a cake in the video.
PLANNING	What steps should the pizza maker take to revive the fire?	He should stir up the embers a bit and throw some new wood.	To revive the fire, the pizza maker should stir the embers and add new wood.	To revive the fire, the pizza maker should stir the embers and add new water.
SENTIMENT	What attitude does the pizza maker show while taking the pizza out of the oven?	The pizzaiolo looks focused.	In the video, the pizza maker looks focused while taking the pizza out of the oven.	In the video, the pizza maker looks distracted while taking the pizza out of the oven.
SPATIAL	Where is the pizza placed after being taken out of the oven?	The pizza is placed on a plate.	After being taken out of the oven, the pizza is placed on a plate.	After being taken out of the oven, the pizza is placed on the table.
TEMPORAL	When does the pizzaiolo take the pizza out of the oven?	When he considers it cooked, towards the end of the video.	The pizzaiolo takes the pizza out of the oven towards the end of the video when he considers it cooked.	The pizzaiolo takes the pizza out of the oven towards the beginning of the video when he considers it cooked.



Figure 2: Overview of MAIA reasoning categories (we illustrate 9/12 categories, see the Appendix for the examples about the missing ones). For each of the 100 videos, it contains 2 questions for each of the 12 categories; for each question, it has 8 answers, and each of these answers has a corresponding True and False statement pair.

video (*Total Implicit*) or no longer visible (*Partial Implicit*), but can still be reasonably inferred. It evaluates a model’s ability to deduce implicit details based on context (e.g., information never shown or previously visible and later obscured).

Out-of-scope. Assumes the presence of entities or events not actually shown in the video, asking about properties of these nonexistent elements. It tests the model’s ability to handle multimodal hallucinations and its tendency to make assertive, yet incorrect, responses.

Planning. Inquires about the sequence of actions needed to achieve a specific goal related to the video. It assesses the model’s ability to infer and plan the necessary steps based on the visual cues provided in the video.

Sentiment. Focuses on sentiment, mood, attitude, or emotions of characters towards other entities or events in the video. It evaluates the model’s ability to recognize and identify the emotional cues.

Spatial. Focuses on the location of entities in space, either applicable to the entire video (*Total Spatial*) or specific moments and events (*Partial Spatial*). It assesses the model’s ability to infer stable and time-dependent spatial relationships, determine relative positioning, and demonstrate grounding competencies.

Temporal. Relies on when something happens, either in relation to other events (*Partial Temporal*) or the duration of an event (*Duration*). It evaluates the model’s ability to infer temporal relationships, event sequences, and durations from visual content in a coherent manner.

Uncertainty. Arises when insufficient information is provided in the video to give a precise answer. It tests the model’s ability to recognize and handle situations with ambiguous or incomplete information, indirectly assessing its tendency to make assertive (rather than uncertain) responses.

4 Experimental Setting

We run several experiments to test state-of-the-art VLMs on the MAIA benchmark in a zero-shot setting. Experiments are designed to reveal both strengths and limitations of current VLMs in handling complex visual reasoning tasks on video data. To capture different VLM behaviors, we defined two tasks: a multiple choice task, *Visual Statement Verification*, and a generative task, *Open-ended Visual Question Answering*.

4.1 Task1: Visual Statement Verification

Visual Statement Verification (VSV) is a multiple-choice task where a model is presented with a true and a false statement related to a MAIA question (see section 3.1) for a given video, and has to select the true statement. The two statements are randomly assigned to two labels, A and B, and the model is asked to generate only the label. We chose the prompt through an extensive evaluation of 32 variants (16 in Italian and 16 in English), with the best-performing Italian prompt ultimately selected. Performance for VSV is measured with accuracy, i.e., the proportion of correctly selected true statements over the total statement pairs.

4.2 Task2: Open-ended VQA

Open-ended Visual Question Answering (OEVQA) is a generative task, where models are tested on their ability to provide correct open-ended answers to a question related to video content. The model receives as input a prompt question and a video, and is tasked with generating a correct answer. The prompt used in the experiments was selected as the best-performing among 10 tested variants (5 in Italian and 5 in English). Generated responses are then evaluated according to two approaches: similarity-based and LLM as a judge.

Similarity-based metrics compare a response against the pool of eight reference answers available in MAIA. We used five token-level metrics: *ROUGE* (Lin, 2004), *BLEU* (Papineni et al., 2002), *BERT-Score* (Zhang et al., 2020), *METEOR* (Lavie and Agarwal, 2007) and *CIDEr* (Vedantam et al., 2015).

LLM as a judge. While similarity-based metrics provide a reasonable ranking among VLMs, they fail to validate the correctness of a model generated answer. To this end, we add a LLM as a judge metric (Gu et al., 2025), where the correctness of an

answer is judged by a LLM, i.e., *GPT-4o*. In this context, an answer to a question is considered correct if it is semantically consistent with at least one of the eight reference answers provided by MAIA for that question. Following Bavaresco et al. (2024) we validate the LLM-as-a-judge metric through the correlation with human judgments on 100 samples. Two human labelers and GPT-4o have been asked to annotate the correct answers, confirming a strong agreement with a Fleiss’ Kappa score of 0.82.

4.3 Baselines

We implemented three baselines for our tasks.

Most probable baseline applies to Task 1, and selects the most probable statement in a TS-FS pair. It is intended as a language unimodal baseline, based on distributional biases in VLMs. Probabilities of TS and FS are first estimated on five open-weight LLMs that have shown good performance on a variety of Italian tasks (Magnini et al., 2025): Llama-3.1 (8B-Instruct), LLaMAntino-2 (7B), LLaMAntino-3-ANITA (8B-Instruct), Gemma (7B) and Qwen2.5 (7B-Instruct). Then probabilities are combined, taking the highest probability from the five models for each case.

Black video substitutes the MAIA videos with a completely black video. Since, for some VLMs, the input needs to be an [image/video - text] pair, we use a black video as a proxy for a no-video configuration. The goal is to limit as much as possible the capacity of the VLM to capture meaningful visual features, which, as a consequence, should mostly relay on the language component.

1-frame. This baseline considers only one selected frame for each MAIA video, this way reducing the capacity of a VLM to capture visual features. The one-frame “static appearance bias” has been discussed in (Lei et al., 2023). For all models the selected frame is the first one in the video. The intuition is that, particularly for e.g., temporal questions, models’ performance on the one-frame baseline should significantly drop.

4.4 Vision-Language-Models.

We benchmarked four recent VLMs sourced from the Hugging Face Hub, representing state-of-the-art approaches in Vision-Language tasks⁷: InternVL2 (8B, Chen et al. (2024)), LLaVA-NeXT-Video (7B, Zhang et al. (2024b)), LLaVa-

⁷More details about VLMs are reported in Appendix B.1

Models		Avg.	Causal	Counterfactual	Out-of-Scope	Planning	Sentiment	Uncertainty	Implicit		Spatial		Temporal	
									Partial	Total	Partial	Total	Duration	Partial
Most Probable		0.56	0.45	0.73	0.55	0.68	0.53	0.79	0.50	0.51	0.48	0.51	0.53	0.48
Black video	InternVL2	0.68	0.64	0.88	0.89	0.69	0.61	0.96	0.52	0.59	0.54	0.55	0.67	0.60
	Llava-Next-Video	0.50	0.49	0.52	0.48	0.51	0.52	0.45	0.50	0.51	0.51	0.49	0.51	0.48
	Llava-oneVision	0.59	0.55	0.48	0.92	0.61	0.38	0.97	0.52	0.53	0.50	0.52	0.60	0.51
	Qwen-2.5-VL	0.73	0.68	0.86	0.87	0.75	0.72	0.98	0.56	0.62	0.61	0.65	0.73	0.70
1-Frame	InternVL2	0.75	0.80	0.87	0.69	0.71	0.77	0.89	0.65	0.80	0.65	0.82	0.67	0.69
	Llava-Next-Video	0.61	0.68	0.76	0.49	0.63	0.75	0.40	0.59	0.65	0.59	0.70	0.56	0.53
	Llava-oneVision	0.76	0.79	0.78	0.89	0.74	0.76	0.91	0.68	0.81	0.64	0.81	0.70	0.67
	Qwen-2.5-VL	0.79	0.81	0.81	0.91	0.75	0.82	0.70	0.82	0.96	0.67	0.82	0.69	0.73
32-Frames	InternVL2	0.79	0.83	0.85	0.77	0.75	0.84	0.84	0.75	0.83	0.69	0.86	0.66	0.76
	Llava-Next-Video	0.52	0.56	0.57	0.42	0.57	0.61	0.32	0.52	0.59	0.52	0.56	0.51	0.48
	Llava-oneVision	0.81	0.87	0.78	0.88	0.76	0.88	0.85	0.80	0.85	0.71	0.87	0.65	0.80
	Qwen-2.5-VL	0.84	0.89	0.80	0.89	0.78	0.86	0.92	0.82	0.88	0.83	0.90	0.75	0.81

Table 1: Visual Statement Verification (Task 1): accuracy of correct choices across reasoning categories. Best values for each setting are in bold and best overall are underlined.

OneVision (7B, Li et al. (2024a)), and Qwen2.5-VL (7B, Qwen et al. (2025)). All models accept a [video, text] pair as input, and uniformly sample 32 frames from the video.

5 Results

This Section reports the main results obtained in our experiments for Task 1 and Task 2.

5.1 Results on Visual Statement Verification

Table 1 reports the VLM accuracy for the three configurations (black video, 1-frame and 32-frames) across the reasoning categories. Qwen-2.5-VL is the best performing model, with 0.84 average accuracy for 32-frames. Llava-Next-Video achieves its highest accuracy (0.61) in the 1-frame configuration: this is explainable because the model incorporates Vicuna-7B, a LLM that was poorly pre-trained on Italian.

All models significantly surpass the most probable baseline (0.56 accuracy), with improvements ranging from a minimum of 23 points (*InternVL2*) to a maximum of 28 points (*Qwen2.5-VL*). This means that all models are able to take advantage of visual features in order to mitigate the distributional biases of the baseline. The 0.56 accuracy of the baseline highlights that TS and FS have similar probabilities (distribution across categories is not uniform, see Table 1) in MAIA. In addition, the correlation between the 32-frames and the most probable baseline across the reasoning categories is close to zero for all models but Llava-Next-Video, which is negative: the absence of correlation means that VLMs select the correct statement independently from the probability assigned by the LLM.

Difficult categories for all models are CAUSAL (average accuracy 51.5) TEMPORAL DURATION (62.75), SPATIAL PARTIAL (62.16) and IMPLICIT

PARTIAL (64.4). For all of them the relevant information is visible only for a fragment of the video, making them particularly challenging for VLMs. COUNTERFACTUAL, UNCERTAINTY, and OUT-OF-SCOPE show the highest accuracy. This is in line with (Lei et al., 2023), where it is shown that large pretrained VLMs can mitigate the static appearance bias of the 1-frame configuration.

Table 3 reports the consistency of models across the same pool of TF-FS pairs in Task 1. As we can see, imposing a fair and rigid evaluation regime, viz. evaluating a model positively only when consistent across datapoints (total agreement), the 1-frame bias is mitigated for almost all models. The most consistent model is *Qwen2.5-VL*, while *LLaVA-NeXT-Video* performs best when a simple majority (at least 4/8 consistent decisions) is considered.

5.2 Results on Open-ended Generation

According to the LLM-as-a-judge metric (Table 2), Qwen-2.5-VL is the best performing model, with a correctness accuracy of 0.61 for 32-frame. This is significantly less than 0.84, the accuracy on the statement verification, hinting to the fact that generating answers is more complex than selecting the correct option. On average, the four VLMs show a 34% drop in answer generation with respect to statement verification.

Table 2 shows that the black video setting performs poorly, with Spatial and Temporal reasoning being particularly penalized. While the average drop between 32-frame and 1-frame is 9.7%, the gap is not uniformly distributed across reasoning categories: for PARTIAL TEMPORAL the *Qwen2.5-VL* gap is 15 points, the same for UNCERTAINTY, and 20 points for PARTIAL IMPLICIT. As an example, the PARTIAL IMPLICIT question *How the man in the flannel shirt wears his hair?* is correctly

	Models	Avg.	Causal	Counterfactual	Out-of-Scope	Planning	Sentiment	Uncertainty	Implicit		Spatial		Temporal	
									Partial	Total	Partial	Total	Duration	Partial
Black video	<i>InternVL2</i>	0.37	0.42	0.60	0.30	0.68	0.43	0.08	0.21	0.23	0.36	0.25	0.55	0.25
	<i>Llava-Next-Video</i>	0.27	0.43	0.47	0.30	0.40	0.33	0.51	0.21	0.12	0.16	0.04	0.12	0.16
	<i>Llava-oneVision</i>	0.40	0.66	0.68	0.29	0.60	0.60	0.28	0.26	0.24	0.36	0.18	0.37	0.23
	<i>Qwen-2.5-VL</i>	0.35	0.36	0.69	0.08	0.54	0.74	0.23	0.24	0.19	0.30	0.19	0.41	0.20
1-Frame	<i>InternVL2</i>	0.44	0.57	0.65	0.21	0.65	0.60	0.10	0.33	0.38	0.39	0.47	0.53	0.35
	<i>Llava-Next-Video</i>	0.32	0.30	0.56	0.20	0.46	0.60	0.29	0.18	0.32	0.24	0.27	0.20	0.19
	<i>Llava-oneVision</i>	0.50	0.59	0.78	0.15	0.66	0.74	0.37	0.39	0.54	0.39	0.51	0.54	0.33
	<i>Qwen-2.5-VL</i>	0.51	0.56	0.76	0.32	0.60	0.79	0.40	0.35	0.50	0.38	0.53	0.55	0.38
32-Frames	<i>InternVL2</i>	0.49	0.54	0.68	0.28	0.64	0.62	0.11	0.45	0.48	0.47	0.51	0.57	0.46
	<i>Llava-Next-Video</i>	0.33	0.37	0.38	0.16	0.42	0.48	0.27	0.24	0.37	0.29	0.39	0.32	0.29
	<i>Llava-oneVision</i>	0.53	0.67	0.79	0.11	0.65	0.79	0.23	0.55	0.56	0.51	0.62	0.40	0.46
	<i>Qwen-2.5-VL</i>	0.61	0.71	0.80	0.43	0.60	0.85	0.55	0.55	0.60	0.50	0.70	0.54	0.53

Table 2: Open-ended Visual Question Answering (Task 2): accuracy of correct answers with LLM-as-a-judge. Best values for each setting are in bold and best overall are underlined.

	Models	Total Agreement		Majority Agreement	
		TS	FS	TS	FS
Black video	<i>InternVL</i>	17.83%	0.58%	63.79%	17.80%
	<i>LLaVa-neXT-Video</i>	0.21%	0.29%	63.20%	36.30%
	<i>LLaVa-oneVision</i>	13.91%	1.71%	57.20%	27.18%
	<i>Qwen2.5-VL</i>	22.25%	0.54%	66.25%	10.96%
1-Frame	<i>InternVL</i>	27.58%	0.70%	60.42%	11.30%
	<i>LLaVa-neXT-Video</i>	8.30%	0.96%	68.70%	22.04%
	<i>LLaVa-oneVision</i>	31.55%	0.71%	56.62%	11.12%
	<i>Qwen2.5-VL</i>	35.92%	0.25%	55.33%	8.50%
32-Frame	<i>InternVL</i>	31.25 %	0.30%	60.04%	8.41%
	<i>LLaVa-neXT-Video</i>	2.79%	1.46%	62.25%	33.5%
	<i>LLaVa-oneVision</i>	37.71%	0.21%	54.33%	7.75%
	<i>Qwen2.5-VL</i>	43.62%	0.21%	50.92%	5.25%

Table 3: Task 1: consistency of TS and FS across the 8-answer pool. Total agreement is 8/8, majority is between 4 and 7. There are 0 cases with agreement < 4.

Models	ROUGE	BertScore	BLEU	METEOR	CIDEr
<i>InternVL2</i>	0.61	0.84	0.38	0.59	1.18
<i>LLaVa-NeXT-Video</i>	0.46	0.79	0.21	0.45	0.65
<i>LLaVa-oneVision</i>	0.58	0.83	0.40	0.55	1.08
<i>Qwen-2.5-VL</i>	0.58	0.83	0.38	0.61	0.98

Table 4: VLM performance for open-ended VQA (Task 2) according to similarity-based metrics.

answered with *The man in the flannel shirt has shaved head.* by the 32-frames model, while the 1-frame answers *The man in the flannel shirt keeps his hair in a braid.*, which is an hallucination.

Results in Table 4 reveal a notable distance between similarity-based metrics and answer correctness with LLM-as-a-judge. *InternVL2* achieves the highest scores on ROUGE (0.61), BERTScore (0.84), and CIDEr (1.18), indicating that the generated responses closely match the reference answers on a surface level. However, the same model scores 0.49 on LLM-as-a-judge, suggesting that while *InternVL2* produces superficially similar responses, *Qwen2.5-VL* delivers answers that are more semantically accurate. *LLaVa-NeXT-Video* consistently underperforms across all metrics, proving its rela-

tive weakness also in this task.

5.3 Discussion

The experiments above show that the neat contribution of the actual information extracted from videos is unequally distributed across reasoning categories. For instance, Table 1 reveals that for some categories (e.g., COUNTERFACTUAL, PLANNING, SENTIMENT, etc.) the black video setting can reach a performance close to and something better than the 32-frame one, suggesting that in these cases the task can be tackled with the model linguistic information only. This means that, even if the question is to describe the sentiment of a person appearing in a video, the model might actually rely on information different from sentiment-related features extracted from the visual input. Instead, other kinds of reasoning (e.g., spatial one) can be performed only by accessing information available in the video. Therefore, the MAIA categories are extremely useful to factorize the contribution of the visual vs. linguistic components of VLMs, favoring a more nuanced analysis of their actual abilities.

A second noteworthy fact is the effect of the task design. Open-ended answer generation is surely harder than multiple choice selection. However, the performance drop in Table 2 is impressive. Interestingly, its magnitude is not the same for all reasoning categories. For instance, the SENTIMENT and COUNTERFACTUAL classes in the 32-frame configuration are left untouched, while for other categories (e.g., SPATIAL) the drop can even reach 30 points. Though this phenomenon will require further investigation, a suggestive hypothesis is that it might also be related to the different contribution of linguistic vs. visual information, since in the multiple choice task models can exploit the linguistic cues in the provided answers. Since open-ended VQA is the most natural application setting for

	Model	Avg.	Causal	Counterfactual	Out-of-Scope	Planning	Sentiment	Uncertainty	Implicit		Spatial		Temporal	
									Partial	Total	Partial	Total	Duration	Partial
Black video	<i>Qwen-2.5-VL</i>	0.09	0.05	0.29	0.05	0.09	0.14	0.02	0.02	0.20	0.01	0.03	0.10	0.04
1-Frame	<i>Qwen-2.5-VL</i>	0.22	0.25	0.23	0.25	0.11	0.40	0.33	0.16	0.28	0.06	0.28	0.17	0.14
32-Frames	<i>Qwen-2.5-VL</i>	0.31	0.41	0.26	0.31	0.16	0.48	0.41	0.31	0.38	0.19	0.44	0.22	0.19

Table 5: Aggregate accuracy on Task 1 and Task 2 on Qwen-2.5-VL across reasoning categories.

VLMs, our results warn against focusing VLM performance estimation only on “in vitro” evaluations like multiple choice QA, prompting the need for more “ecological” designs like answer generation.

6 Aggregating Understanding and Generation

A unique feature of MAIA is that the VSV task and the OEVQA task are paired, i.e., they depend from the same question. While in Section 5 we presented results of the two tasks independently, we now aggregate them in a single task, proposing an evaluation framework where both comprehension and generation abilities VLMs are considered. Specifically, we define a metric that evaluates models abilities in visually grounded comprehension and generation simultaneously. Intuitively, given a question q on a video v , we want to reward the ability of a VLM to both select a correct answer TF from a $TF - FS$ pair related to q , and to generate a correct answer a to q . This is under the assumption that the model should leverage overlapping abilities (i.e., knowledge and reasoning) for the two aligned tasks, and that producing consistent results is a desired behavior. For instance, we ideally expect that a VLM looking at the video in Figure 1 (i.e., a pizza is cooking in a wood-fired oven) is able to answer the question *What is the cake made of?* both selecting the statement *There is no cake in the video*, and generating an answer like *I do not see any cake in the video.* or *In the video there is a pizza.*

We introduce *Aggregate Accuracy (Agg-Acc)*, in order to reward the ability of a VLM to both understand (task 1) and generate (task 2). *Agg-Acc* is defined as follows:

$$Agg-Acc(M, q) = \begin{cases} 1 & \text{if } \forall (TS, FS) \in S_q, \\ & a_M(TS, FS) = TS \\ & \text{and } a_M(q) \text{ is correct} \\ 0 & \text{otherwise} \end{cases}$$

where M is a VLM, q is a question in a VQA task, S_q is the set of all the true and false statement pairs

defined on q , and a_M is an answer to q generated by M . *Agg-Acc* for a question q is correct if: (i) the model selects a true statement TS for all the 8-true-false pairs for q ; and (ii) if the answer a to question q generated by the model is correct.

Table 5 reports the *Agg-Acc* for the best-performing VLM, i.e., *Qwen2.5-VL*, in the three configurations. The model achieves 0.31 accuracy on 32-frames, 0.22 on 1-Frame and 0.09 on black video, showing that the aggregate task is more challenging than the single tasks, and that a single frame is not that robust. As expected, black video is close to 0 accuracy in all categories but COUNTERFACTUAL, where reasonable answers can be produced without visual features. Achieving a consensus among the two tasks is particularly hard for PLANNING (0.16), SPATIAL PARTIAL (0.19), TEMPORAL DURATION (0.22) and TEMPORAL PARTIAL (0.19), where even with 32-frames the model struggles to exploit its visual-language knowledge.

In light of the presented results, we believe that the aggregated understanding&generation task proposed in MAIA is the more challenging and natural setting toward a more objective VLM evaluation.

7 Conclusion

We introduce MAIA, a benchmark designed for fine-grained investigation of the reasoning abilities of visual language models on videos. MAIA allows to activate two aligned tasks: a visual caption-foil task, and a open-ended visual question answering task, both on the same set of video related questions. First, we provided a in-depth analysis of the two tasks independently, finding that Open-ended VQA is more challenging than Visual Statement Verification. Then, we couple comprehension and generation in an aggregated evaluation framework, arguing that the aggregated "all-in-one" understanding&generation task is a challenging and natural setting toward a more objective VLM evaluation. As for the future, it would be interesting to see whether our framework promote models that undergo learning paradigms tightly integrating these two capabilities, as in Gul and Artzi (2024).

Limitations and Future Directions

We acknowledge that our most probable baseline, constructed using probabilities derived from our set of LLM’s logits, poses a limitation that we intend to address in future work. We plan to compare each VLM with its corresponding LLM to obtain more reliable results for proper comparisons and analyses of potential statistical biases. Regarding Task 2, we aim to dive deep into the comparison between the similarity metrics used and the emerging topic of LLMs as judges. Additionally, we intend to further investigate this latter approach to assess its actual validity as a reliable evaluation method. This direction will help us refine accuracy metrics, ultimately enhancing our ability to rigorously test model robustness and consistency across our two specular tasks. Furthermore, we acknowledge that our evaluation did not include large-scale proprietary models (e.g., ChatGPT). Our focus was primarily on testing the performance of open-source and easily exploitable language models to provide a comprehensive overview of their capabilities on the benchmark. Nevertheless, extending our evaluation to bigger models would be beneficial to gain a broader understanding of their performance and to contextualize our findings within the wider landscape of LLM research.

Acknowledgments

This work has been carried out while Davide Testa was enrolled in the Italian National Doctorate on Artificial Intelligence run by Sapienza University of Rome in collaboration with Fondazione Bruno Kessler (FBK). Giovanni Bonetta and Bernardo Magnini were supported by the PNRR MUR project [PE0000013-FAIR](#) (Spoke 2). Alessandro Lenci was supported by the PNRR MUR project [PE0000013-FAIR](#) (Spoke 1). Alessio Miaschi was supported by the PNRR MUR project [PE0000013-FAIR](#) (Spoke 5). Lucia Passaro was supported by the EU EIC project EMERGE (Grant No. 101070918). Alessandro Bondielli was supported by the Italian Ministry of University and Research (MUR) in the framework of the PON 2014-2021 “Research and Innovation” resources – Innovation Action - DM MUR 1062/2021 - Title of the Research: “Modelli semantici multimodali per l’industria 4.0 e le digital humanities.”

References

- Stanislaw Antol, Aishwarya Agrawal, Jiasen Lu, Margaret Mitchell, Dhruv Batra, C. Lawrence Zitnick, and Devi Parikh. 2015. VQA: Visual Question Answering. In *International Conference on Computer Vision (ICCV)*.
- Marco Baroni. 2015. [Grounding distributional semantics in the visual world](#). *Language and Linguistics Compass*, 10(1).
- Anna Bavaresco, Raffaella Bernardi, Leonardo Bertolazzi, Desmond Elliott, Raquel Fernández, Albert Gatt, Esam Ghaleb, Mario Giulianelli, Michael Hanna, Alexander Koller, André F. T. Martins, Philipp Mondorf, Vera Neplenbroek, Sandro Pezzelle, Barbara Plank, David Schlangen, Alessandro Suglia, Aditya K Surikuchi, Ece Takmaz, and Alberto Testoni. 2024. [Llms instead of human judges? a large scale empirical study across 20 nlp evaluation tasks](#).
- Raffaella Bernardi and Sandro Pezzelle. 2021. [Linguistic issues behind visual question answering](#). *Language and Linguistics Compass*, 15(6):e12417.
- Lorenzo Bianchi, Fabio Carrara, Nicola Messina, Claudio Gennaro, and Fabrizio Falchi. 2024. The devil is in the fine-grained details: Evaluating open-vocabulary object detectors for fine-grained understanding. In *Proceedings of the IEEE/CVF Conference on Computer Vision and Pattern Recognition*, pages 22520–22529.
- Jeffrey P. Bigham, Chandrika Jayant, Hanjie Ji, Greg Little, Andrew Miller, Robert C. Miller, Robin Miller, Aubrey Tatarowicz, Brandyn White, Samuel White, and Tom Yeh. 2010. [Vizwiz: nearly real-time answers to visual questions](#). In *Proceedings of the 23rd Annual ACM Symposium on User Interface Software and Technology*, UIST ’10, page 333–342, New York, NY, USA. Association for Computing Machinery.
- Emanuele Bugliarello, Laurent Sartran, Aishwarya Agrawal, Lisa Anne Hendricks, and Aida Nematzadeh. 2023. [Measuring progress in fine-grained vision-and-language understanding](#). In *Proceedings of the 61st Annual Meeting of the Association for Computational Linguistics (Volume 1: Long Papers)*, pages 1559–1582, Toronto, Canada. Association for Computational Linguistics.
- Davide Caffagni, Federico Cocchi, Luca Barsellotti, Nicholas Moratelli, Sara Sarto, Lorenzo Baraldi, Lorenzo Baraldi, Marcella Cornia, and Rita Cucchiara. 2024. [The revolution of multimodal large language models: A survey](#). In *Findings of the Association for Computational Linguistics: ACL 2024*, pages 13590–13618, Bangkok, Thailand. Association for Computational Linguistics.
- Xinyi Chen, Raquel Fernández, and Sandro Pezzelle. 2023. [The BLA benchmark: Investigating basic](#)

- language abilities of pre-trained multimodal models. In *Proceedings of the 2023 Conference on Empirical Methods in Natural Language Processing*, pages 5817–5830, Singapore. Association for Computational Linguistics.
- Zhe Chen, Jiannan Wu, Wenhai Wang, Weijie Su, Guo Chen, Sen Xing, Muyan Zhong, Qinglong Zhang, Xizhou Zhu, Lewei Lu, et al. 2024. Internvl: Scaling up vision foundation models and aligning for generic visual-linguistic tasks. In *Proceedings of the IEEE/CVF Conference on Computer Vision and Pattern Recognition*, pages 24185–24198.
- Abhishek Das, Satwik Kottur, Khushi Gupta, Avi Singh, Deshraj Yadav, José M.F. Moura, Devi Parikh, and Dhruv Batra. 2017. Visual Dialog. In *Proceedings of the IEEE Conference on Computer Vision and Pattern Recognition (CVPR)*.
- Rocktim Das, Simeon Hristov, Haonan Li, Dimitar Dimitrov, Ivan Koychev, and Preslav Nakov. 2024. EXAMS-V: A multi-discipline multilingual multimodal exam benchmark for evaluating vision language models. In *Proceedings of the 62nd Annual Meeting of the Association for Computational Linguistics (Volume 1: Long Papers)*, pages 7768–7791, Bangkok, Thailand. Association for Computational Linguistics.
- Xinyu Fang, Kangrui Mao, Haodong Duan, Xiangyu Zhao, Yining Li, Dahua Lin, and Kai Chen. 2024. MMBench-video: A long-form multi-shot benchmark for holistic video understanding. In *The Thirty-eight Conference on Neural Information Processing Systems Datasets and Benchmarks Track*.
- Yash Goyal, Tejas Khot, Douglas Summers-Stay, Dhruv Batra, and Devi Parikh. 2017. Making the v in vqa matter: Elevating the role of image understanding in visual question answering. *Preprint*, arXiv:1612.00837.
- Madeleine Grunde-McLaughlin, Ranjay Krishna, and Maneesh Agrawala. 2021. Agqa: A benchmark for compositional spatio-temporal reasoning. In *Proceedings of the IEEE/CVF Conference on Computer Vision and Pattern Recognition*.
- Jiawei Gu, Xuhui Jiang, Zhichao Shi, Hexiang Tan, Xuehao Zhai, Chengjin Xu, Wei Li, Yinghan Shen, Shengjie Ma, Honghao Liu, Saizhuo Wang, Kun Zhang, Yuanzhuo Wang, Wen Gao, Lionel Ni, and Jian Guo. 2025. A survey on llm-as-a-judge. *Preprint*, arXiv:2411.15594.
- Mustafa Omer Gul and Yoav Artzi. 2024. CoGen: Learning from feedback with coupled comprehension and generation. In *Proceedings of the 2024 Conference on Empirical Methods in Natural Language Processing*, pages 12966–12982, Miami, Florida, USA. Association for Computational Linguistics.
- Justin Johnson, Bharath Hariharan, Laurens van der Maaten, Li Fei-Fei, C Lawrence Zitnick, and Ross Girshick. 2017. Clevr: A diagnostic dataset for compositional language and elementary visual reasoning. In *CVPR*.
- Ilker Kesen, Andrea Pedrotti, Mustafa Dogan, Michele Cafagna, Emre Can Acikgoz, Letitia Parcalabescu, Iacer Calixto, Anette Frank, Albert Gatt, Aykut Erdem, and Erkut Erdem. 2023. Vilma: A zero-shot benchmark for linguistic and temporal grounding in video-language models. *Preprint*, arXiv:2311.07022.
- Kafle Kushal, Shrestha Robik, and Kanan Christopher. 2019. Challenges and prospects in vision and language research. *Frontiers in Artificial Intelligence*.
- Alon Lavie and Abhaya Agarwal. 2007. Meteor: an automatic metric for mt evaluation with high levels of correlation with human judgments. In *Proceedings of the Second Workshop on Statistical Machine Translation, StatMT ’07*, page 228–231, USA. Association for Computational Linguistics.
- Seongyun Lee, Seungone Kim, Sue Park, Geewook Kim, and Minjoon Seo. 2024a. Prometheus-vision: Vision-language model as a judge for fine-grained evaluation. In *Findings of the Association for Computational Linguistics: ACL 2024*, pages 11286–11315, Bangkok, Thailand. Association for Computational Linguistics.
- Tony Lee, Haoqin Tu, Chi Heem Wong, Wenhao Zheng, Yiyang Zhou, Yifan Mai, Josselin Somerville Roberts, Michihiro Yasunaga, Huaxiu Yao, Cihang Xie, and Percy Liang. 2024b. VHELM: A holistic evaluation of vision language models. In *The Thirty-eight Conference on Neural Information Processing Systems Datasets and Benchmarks Track*.
- Jie Lei, Tamara Berg, and Mohit Bansal. 2023. Revealing single frame bias for video-and-language learning. In *Proceedings of the 61st Annual Meeting of the Association for Computational Linguistics (Volume 1: Long Papers)*, pages 487–507, Toronto, Canada. Association for Computational Linguistics.
- Bo Li, Yuanhan Zhang, Dong Guo, Renrui Zhang, Feng Li, Hao Zhang, Kaichen Zhang, Peiyuan Zhang, Yanwei Li, Ziwei Liu, and Chunyuan Li. 2024a. Llava-onevision: Easy visual task transfer. *Preprint*, arXiv:2408.03326.
- Chunyuan Li, Zhe Gan, Zhengyuan Yang, Jianwei Yang, Linjie Li, Lijuan Wang, and Jianfeng Gao. 2024b. Multimodal foundation models: From specialists to general-purpose assistants. *Found. Trends. Comput. Graph. Vis.*, 16(1–2):1–214.
- Kunchang Li, Yali Wang, Yinan He, Yizhuo Li, Yi Wang, Yi Liu, Zun Wang, Jilan Xu, Guo Chen, Ping Luo, Limin Wang, and Yu Qiao. 2024c. Mvbench: A comprehensive multi-modal video understanding benchmark. *CVPR*.
- Chin-Yew Lin. 2004. ROUGE: A package for automatic evaluation of summaries. In *Text Summarization Branches Out*, pages 74–81, Barcelona, Spain. Association for Computational Linguistics.

- Bernardo Magnini, Roberto Zanolini, Michele Resta, Martin Cimmino, Paolo Albano, Marco Madeddu, and Viviana Patti. 2025. [Evalita-Ilm: Benchmarking large language models on italian](#). *Preprint*, arXiv:2502.02289.
- Kenneth Marino, Mohammad Rastegari, Ali Farhadi, and Roozbeh Mottaghi. 2019. Ok-vqa: A visual question answering benchmark requiring external knowledge. In *Conference on Computer Vision and Pattern Recognition (CVPR)*.
- Oscar Mañas, Benno Kroger, and Aishwarya Agrawal. 2024. [Improving automatic vqa evaluation using large language models](#). *Preprint*, arXiv:2310.02567.
- Kanishka Misra. 2022. minicons: Enabling flexible behavioral and representational analyses of transformer language models. *arXiv preprint arXiv:2203.13112*.
- OpenAI, :, Aaron Hurst, Adam Lerer, Adam P. Goucher, Adam Perelman, Aditya Ramesh, Aidan Clark, AJ Ostrow, Akila Welihinda, Alan Hayes, Alec Radford, Aleksander Mądry, Alex Baker-Whitcomb, Alex Beutel, Alex Borzunov, Alex Carney, Alex Chow, Alex Kirillov, Alex Nichol, Alex Paino, Alex Renzin, Alex Tachard Passos, Alexander Kirillov, Alexi Christakis, Alexis Conneau, Ali Kamali, Allan Jabri, Allison Moyer, Allison Tam, Amadou Crookes, Amin Tootoochian, Amin Tootoonchian, Ananya Kumar, Andrea Vallone, Andrej Karpathy, Andrew Braunstein, Andrew Cann, Andrew Codisposi, Andrew Galu, Andrew Kondrich, Andrew Tulloch, Andrey Mishchenko, Angela Baek, Angela Jiang, Antoine Pelisse, Antonia Woodford, Anuj Gosalia, Arka Dhar, Ashley Pantuliano, Avi Nayak, Avital Oliver, Barret Zoph, Behrooz Ghorbani, Ben Leimberger, Ben Rossen, Ben Sokolowsky, Ben Wang, Benjamin Zweig, Beth Hoover, Blake Samic, Bob McGrew, Bobby Spero, Bogo Giertler, Bowen Cheng, Brad Lightcap, Brandon Walkin, Brendan Quinn, Brian Guarraci, Brian Hsu, Bright Kellogg, Brydon Eastman, Camillo Lugaresi, Carroll Wainwright, Cary Bassin, Cary Hudson, Casey Chu, Chad Nelson, Chak Li, Chan Jun Shern, Channing Conger, Charlotte Barette, Chelsea Voss, Chen Ding, Cheng Lu, Chong Zhang, Chris Beaumont, Chris Hallacy, Chris Koch, Christian Gibson, Christina Kim, Christine Choi, Christine McLeavey, Christopher Hesse, Claudia Fischer, Clemens Winter, Coley Czarnecki, Colin Jarvis, Colin Wei, Constantin Koumouzelis, Dane Sherburn, Daniel Kappler, Daniel Levin, Daniel Levy, David Carr, David Farhi, David Mely, David Robinson, David Sasaki, Denny Jin, Dev Valladares, Dimitris Tsipras, Doug Li, Duc Phong Nguyen, Duncan Findlay, Edede Oiwoh, Edmund Wong, Ehsan Asdar, Elizabeth Proehl, Elizabeth Yang, Eric Antonow, Eric Kramer, Eric Peterson, Eric Sigler, Eric Wallace, Eugene Brevdo, Evan Mays, Farzad Khorasani, Felipe Petroski Such, Filippo Raso, Francis Zhang, Fred von Lohmann, Freddie Sulit, Gabriel Goh, Gene Oden, Geoff Salmon, Giulio Starace, Greg Brockman, Hadi Salman, Haiming Bao, Haitang Hu, Hannah Wong, Haoyu Wang, Heather Schmidt, Heather Whitney, Heewoo Jun, Hendrik Kirchner, Henrique Ponde de Oliveira Pinto, Hongyu Ren, Huiwen Chang, Hyung Won Chung, Ian Kivlichan, Ian O’Connell, Ian O’Connell, Ian Osband, Ian Silber, Ian Sohl, Ibrahim Okuyucu, Ikai Lan, Ilya Kostrikov, Ilya Sutskever, Ingmar Kanitscheider, Ishaan Gulrajani, Jacob Coxon, Jacob Menick, Jakub Pachocki, James Aung, James Betker, James Crooks, James Lennon, Jamie Kiros, Jan Leike, Jane Park, Jason Kwon, Jason Phang, Jason Teplitz, Jason Wei, Jason Wolfe, Jay Chen, Jeff Harris, Jenia Varavva, Jessica Gan Lee, Jessica Shieh, Ji Lin, Jiahui Yu, Jiayi Weng, Jie Tang, Jieqi Yu, Joanne Jang, Joaquin Quinonero Candela, Joe Beutler, Joe Landers, Joel Parish, Johannes Heidecke, John Schulman, Jonathan Lachman, Jonathan McKay, Jonathan Uesato, Jonathan Ward, Jong Wook Kim, Joost Huizinga, Jordan Sitkin, Jos Kraaijeveld, Josh Gross, Josh Kaplan, Josh Snyder, Joshua Achiam, Joy Jiao, Joyce Lee, Juntang Zhuang, Justyn Harriman, Kai Fricke, Kai Hayashi, Karan Singhal, Katy Shi, Kevin Karthik, Kayla Wood, Kendra Rimbach, Kenny Hsu, Kenny Nguyen, Keren Gu-Lemberg, Kevin Button, Kevin Liu, Kiel Howe, Krithika Muthukumar, Kyle Luther, Lama Ahmad, Larry Kai, Lauren Itow, Lauren Workman, Leher Pathak, Leo Chen, Li Jing, Lia Guy, Liam Fedus, Liang Zhou, Lien Mamitsuka, Lillian Weng, Lindsay McCallum, Lindsey Held, Long Ouyang, Louis Feuvrier, Lu Zhang, Lukas Kondrasiuk, Lukasz Kaiser, Luke Hewitt, Luke Metz, Lyric Doshi, Mada Aflak, Maddie Simens, Madeline Boyd, Madeleine Thompson, Marat Dukhan, Mark Chen, Mark Gray, Mark Hudnall, Marvin Zhang, Marwan Aljube, Mateusz Litwin, Matthew Zeng, Max Johnson, Maya Shetty, Mayank Gupta, Meghan Shah, Mehmet Yatbaz, Meng Jia Yang, Mengchao Zhong, Mia Glaese, Mianna Chen, Michael Janer, Michael Lampe, Michael Petrov, Michael Wu, Michele Wang, Michelle Fradin, Michelle Pokrass, Miguel Castro, Miguel Oom Temudo de Castro, Mikhail Pavlov, Miles Brundage, Miles Wang, Minal Khan, Mira Murati, Mo Bavarian, Molly Lin, Murat Yesildal, Nacho Soto, Natalia Gimelshein, Natalie Cone, Natalie Staudacher, Natalie Summers, Natan LaFontaine, Neil Chowdhury, Nick Ryder, Nick Stathas, Nick Turley, Nik Tezak, Niko Felix, Nithanth Kudige, Nitish Keskar, Noah Deutsch, Noel Bundick, Nora Puckett, Ofir Nachum, Ola Okelola, Oleg Boiko, Oleg Murk, Oliver Jaffe, Olivia Watkins, Olivier Godement, Owen Campbell-Moore, Patrick Chao, Paul McMillan, Pavel Belov, Peng Su, Peter Bak, Peter Bakkum, Peter Deng, Peter Dolan, Peter Hoeschele, Peter Welinder, Phil Tillet, Philip Pronin, Philippe Tillet, Prafulla Dhariwal, Qiming Yuan, Rachel Dias, Rachel Lim, Rahul Arora, Rajan Troll, Randall Lin, Rapha Gontijo Lopes, Raul Puri, Reah Miyara, Reimar Leike, Renaud Gaubert, Reza Zamani, Ricky Wang, Rob Donnelly, Rob Honsby, Rocky Smith, Rohan Sahai, Rohit Ramchandani, Romain Huet, Rory Carmichael, Rowan Zellers, Roy Chen, Ruby Chen, Ruslan Nigmatullin, Ryan Cheu, Saachi Jain, Sam Altman, Sam Schoenholz, Sam Toizer, Samuel Miserendino, Sandhini Agarwal, Sara Culver, Scott Ethersmith, Scott Gray, Sean Grove, Sean Metzger, Shamez Hermani, Shantanu

- Jain, Shengjia Zhao, Sherwin Wu, Shino Jomoto, Shiron Wu, Shuaiqi, Xia, Sonia Phene, Spencer Papay, Srinivas Narayanan, Steve Coffey, Steve Lee, Stewart Hall, Suchir Balaji, Tal Broda, Tal Stramer, Tao Xu, Tarun Gogineni, Taya Christianson, Ted Sanders, Tejal Patwardhan, Thomas Cunningham, Thomas Degry, Thomas Dimson, Thomas Raoux, Thomas Shadwell, Tianhao Zheng, Todd Underwood, Todor Markov, Toki Sherbakov, Tom Rubin, Tom Stasi, Tomer Kaftan, Tristan Heywood, Troy Peterson, Tyce Walters, Tyna Eloundou, Valerie Qi, Veit Moeller, Vinnie Monaco, Vishal Kuo, Vlad Fomenko, Wayne Chang, Weiye Zheng, Wenda Zhou, Wesam Manassra, Will Sheu, Wojciech Zaremba, Yash Patil, Yilei Qian, Yongjik Kim, Youlong Cheng, Yu Zhang, Yuchen He, Yuchen Zhang, Yujia Jin, Yunxing Dai, and Yury Malkov. 2024. [Gpt-4o system card](#). *Preprint*, arXiv:2410.21276.
- Kishore Papineni, Salim Roukos, Todd Ward, and Wei-Jing Zhu. 2002. [Bleu: a method for automatic evaluation of machine translation](#). In *Proceedings of the 40th Annual Meeting on Association for Computational Linguistics*, ACL '02, page 311–318, USA. Association for Computational Linguistics.
- Letitia Parcalabescu, Michele Cafagna, Lilitta Muradjan, Anette Frank, Iacer Calixto, and Albert Gatt. 2022. [VALSE: A task-independent benchmark for vision and language models centered on linguistic phenomena](#). In *Proceedings of the 60th Annual Meeting of the Association for Computational Linguistics (Volume 1: Long Papers)*, pages 8253–8280, Dublin, Ireland. Association for Computational Linguistics.
- Viorica Patraucean, Lucas Smaira, Ankush Gupta, Adria Recasens Contente, Larisa Markeeva, Dylan Sunil Banarse, Skanda Koppula, Joseph Heyward, Mateusz Malinowski, Yi Yang, Carl Doersch, Tatiana Matejovicova, Yury Sulsky, Antoine Miech, Alexandre Fréchette, Hanna Klimczak, Raphael Koster, Junlin Zhang, Stephanie Winkler, Yusuf Aytar, Simon Osindero, Dima Damen, Andrew Zisserman, and Joao Carreira. 2023. [Perception test: A diagnostic benchmark for multimodal video models](#). In *Thirty-seventh Conference on Neural Information Processing Systems Datasets and Benchmarks Track*.
- Qwen, :, An Yang, Baosong Yang, Beichen Zhang, Binyuan Hui, Bo Zheng, Bowen Yu, Chengyuan Li, Dayiheng Liu, Fei Huang, Haoran Wei, Huan Lin, Jian Yang, Jianhong Tu, Jianwei Zhang, Jianxin Yang, Jiaxi Yang, Jingren Zhou, Junyang Lin, Kai Dang, Keming Lu, Keqin Bao, Kexin Yang, Le Yu, Mei Li, Mingfeng Xue, Pei Zhang, Qin Zhu, Rui Men, Runji Lin, Tianhao Li, Tianyi Tang, Tingyu Xia, Xingzhang Ren, Xuancheng Ren, Yang Fan, Yang Su, Yichang Zhang, Yu Wan, Yuqiong Liu, Zeyu Cui, Zhenru Zhang, and Zihan Qiu. 2025. [Qwen2.5 technical report](#). *Preprint*, arXiv:2412.15115.
- Ravi Shekhar, Sandro Pezzelle, Yauhen Klimovich, Aurélie Herbelot, Moin Nabi, Enver Sangineto, and Raffaella Bernardi. 2017. [FOIL it! find one mismatch between image and language caption](#). In *Proceedings of the 55th Annual Meeting of the Association for Computational Linguistics (Volume 1: Long Papers)*, pages 255–265, Vancouver, Canada. Association for Computational Linguistics.
- Alane Suhr, Mike Lewis, James Yeh, and Yoav Artzi. 2017. [A corpus of natural language for visual reasoning](#). In *Proceedings of the 55th Annual Meeting of the Association for Computational Linguistics (Volume 2: Short Papers)*, pages 217–223, Vancouver, Canada. Association for Computational Linguistics.
- Tristan Thrush, Ryan Jiang, Max Bartolo, Amanpreet Singh, Adina Williams, Douwe Kiela, and Candace Ross. 2022. Winoground: Probing vision and language models for visio-linguistic compositionality. In *CVPR 2022*.
- Shengbang Tong, Zhuang Liu, Yuexiang Zhai, Yi Ma, Yann LeCun, and Saining Xie. 2024. Eyes wide shut? exploring the visual shortcomings of multimodal llms. In *CVPR 2024*.
- Ramakrishna Vedantam, C. Lawrence Zitnick, and Devi Parikh. 2015. [Cider: Consensus-based image description evaluation](#). *Preprint*, arXiv:1411.5726.
- Peter West, Ximing Lu, Nouha Dziri, Faeze Brahman, Linjie Li, Jena D. Hwang, Liwei Jiang, Jillian Fisher, Abhilasha Ravichander, Khyathi Chandu, Benjamin Newman, Pang Wei Koh, Allyson Ettinger, and Yejin Choi. 2024. [The generative AI paradox: “what it can create, it may not understand”](#). In *The Twelfth International Conference on Learning Representations*.
- Junbin Xiao, Angela Yao, Yicong Li, and Tat-Seng Chua. 2024. [Can i trust your answer? visually grounded video question answering](#). In *CVPR*, pages 13204–13214.
- Peng Xu, Wenqi Shao, Kaipeng Zhang, Peng Gao, Shuo Liu, Meng Lei, Fanqing Meng, Siyuan Huang, Yu Qiao, and Ping Luo. 2024. [Lvlm-ehub: A comprehensive evaluation benchmark for large vision-language models](#). *IEEE Transactions on Pattern Analysis and Machine Intelligence*, pages 1–18.
- Zhou Yu, Lixiang Zheng, Zhou Zhao, Fei Wu, Jianping Fan, Kui Ren, and Jun Yu. 2023. [ANetQA: A Large-scale Benchmark for Fine-grained Compositional Reasoning over Untrimmed Videos](#). In *2023 IEEE/CVF Conference on Computer Vision and Pattern Recognition (CVPR)*, pages 23191–23200, Los Alamitos, CA, USA. IEEE Computer Society.
- Xiang Yue, Yuansheng Ni, Tianyu Zheng, Kai Zhang, Ruqi Liu, Ge Zhang, Samuel Stevens, Dongfu Jiang, Weiming Ren, Yuxuan Sun, Cong Wei, Botao Yu, Ruibin Yuan, Renliang Sun, Ming Yin, Boyuan Zheng, Zhenzhu Yang, Yibo Liu, Wenhao Huang, Huan Sun, Yu Su, and Wenhao Chen. 2024. [Mmmu: A massive multi-discipline multimodal understanding and reasoning benchmark for expert agi](#). In *CVPR*, pages 9556–9567.

Kaichen Zhang, Bo Li, Peiyuan Zhang, Fanyi Pu, Joshua Adrian Cahyono, Kairui Hu, Shuai Liu, Yuanhan Zhang, Jingkang Yang, Chunyuan Li, and Ziwei Liu. 2024a. [Lmms-eval: Reality check on the evaluation of large multimodal models](#). *Preprint*, arXiv:2407.12772.

Tianyi Zhang, Varsha Kishore, Felix Wu, Kilian Q. Weinberger, and Yoav Artzi. 2020. [Bertscore: Evaluating text generation with bert](#). *Preprint*, arXiv:1904.09675.

Wenxuan Zhang, Sharifah Mahani Aljunied, Chang Gao, Yew Ken Chia, and Lidong Bing. 2023. [M3exam: A multilingual, multimodal, multilevel benchmark for examining large language models](#). *Preprint*, arXiv:2306.05179.

Yuanhan Zhang, Bo Li, haotian Liu, Yong jae Lee, Liangke Gui, Di Fu, Jiashi Feng, Ziwei Liu, and Chunyuan Li. 2024b. [Llava-next: A strong zero-shot video understanding model](#).

Yaoyao Zhong, Wei Ji, Junbin Xiao, Yicong Li, Weihong Deng, and Tat-Seng Chua. 2022. [Video question answering: Datasets, algorithms and challenges](#). In *Proceedings of the 2022 Conference on Empirical Methods in Natural Language Processing*, pages 6439–6455, Abu Dhabi, United Arab Emirates. Association for Computational Linguistics.

A MAIA: Benchmark Creation Process

This appendix provides a detailed explanation of the step-by-step process involved in developing the dataset of the benchmark. Each sub-section corresponds to a specific stage, outlining the methodologies, decisions, and criteria that guided the creation of MAIA as an evaluation framework. Figure 3 illustrates the underlying logic of the evaluation framework, outlining its construction process and the tasks involved. Similarly, Table 6 shows MAIA’s dataset structure after the creation and validation process which is accurately described in the following Section. The final structure of the dataset is shown in Figure 4, which accurately provides examples of aligned question, answer, TS, and FS.

Feature	n	
Videos	100	
Semantic Categories	12 ¹	(9 Macro-Cat.)
Questions	2,400	(2 x Category)
8-Answers Pool	2,400	
Answers	19,200	
True Statements	19,200	
False Statements	19,200	

Table 6: MAIA Statistics

A.1 Video Selection

The first step in creating the benchmark involved the selection of a culturally representative dataset of 100 short videos coming from *YouTube*, each lasting approximately 30 seconds. To reflect Italian culture authentically and to ensure richness and variety, the selection process tried to be focused on the following thematic areas:

- *Locations*
- *Food*
- *Sport*
- *Job*
- *Nature*
- *Activities*

Such topics allowed us to collect a dataset showing locations (indoor and outdoor), iconic Italian cities, and daily activities such as crossing the street, enjoying breakfast at a café, cooking pasta, attending a soccer match or even important events such as Italian local festivals or typical Italian weddings. Priority was given to videos featuring people, particularly with close-up shots, to enhance visual and contextual relevance.

The video collection process was facilitated by an automated script that scraped videos from YouTube matching specific keywords tied to these thematic areas. Additional filters ensured that the content came from YouTube Italy and respected the *Creative Commons licensing* for the content use and reproducibility. Once the videos were identified, as many of them were too long, the most engaging 30-second segments were extracted and cut to create a uniform set of 100 short clips, representing the base of our Italian-native dataset.

A.2 Semantic Categories Definition

This step focused on establishing and refining the semantic categories and phenomena that would form the foundation for analyzing the previously selected videos. This process aimed to ensure that the benchmark comprehensively addressed a wide range of linguistic reasoning categories, providing a robust framework for evaluating vision-language models. Each of these categories was carefully tailored to align with the cultural and contextual richness of the selected video dataset and resulted from a long period of discussion and refinements.

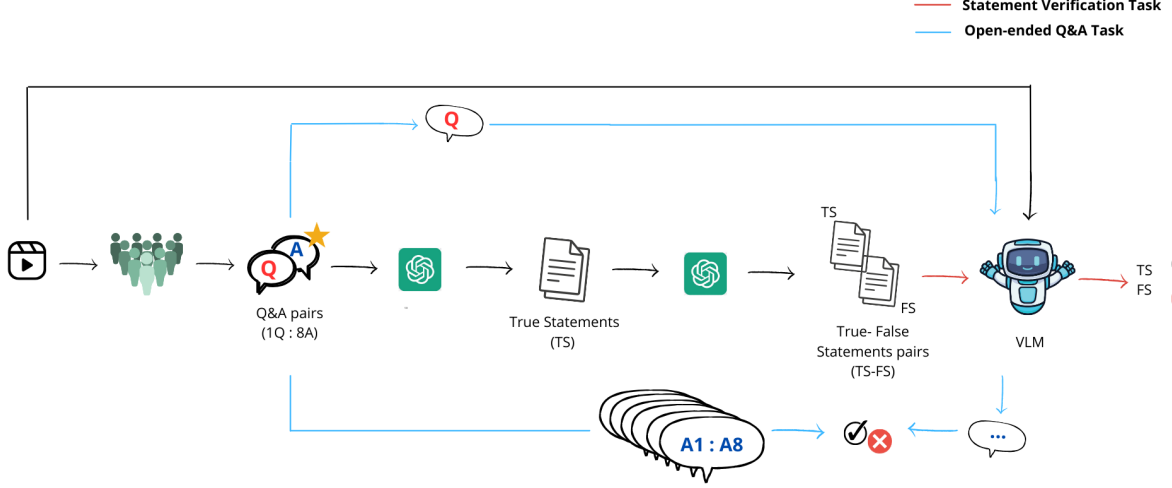


Figure 3: Workflow of the MAIA evaluation framework, integrating dataset construction with its application to the two main benchmark tasks.

Initial categories were proposed and systematically tested against sample videos to assess their applicability and coverage. Feedback from these tests was used to refine definitions, ensuring clarity and reducing overlap between categories. The final set of semantic categories represents a broad spectrum of linguistic and semantic reasoning phenomena, designed to challenge VLMs in interpreting the intricate interaction between visual and linguistic cues in diverse, real-world contexts. These categories form the backbone of the benchmark, allowing the models’ reasoning capabilities to be extensively tested on culturally representative Italian scenes. Next, the following paragraphs present in detail the nine final macro-categories, along with their definitions and some examples of usage. These categories and descriptions were also used to administer the *Google forms* for collecting data from the annotators.

Causal This category⁸ includes two subtypes: *Implicit Causal* and *Explicit Causal*, both aimed at reasoning about the causes or effects of events depicted in the video. Thus, it includes reasoning tasks involving both visible and inferred causal relationships, offering a comprehensive test of a model’s ability to infer and describe causality within events.

⁸Note that in MAIA there are four macro-categories with two fine-grained specifications (i.e., subcategories). The only exception is the *Causal* category, in which explicit and implicit items are equally represented (100 each). However, we do not consider them subcategories in the same way as the others, since in those cases, the subcategories express entirely different aspects of the same domain.

- **Implicit Causal:** This type of question targets the inferred cause of an event, object, or human action visible in the video. The focus is on an implicit cause that cannot be directly observed but must be deduced from the effect presented in the scene. Typical responses involve a logical inference explaining the implicit cause behind the visible effect. Example: Suppose a video shows a person at home grabbing an umbrella while going out.

Italian:

Q: *Per quale motivo la persona prende l’ombrello?*

A: *Perchè potrebbe piovere fuori.*

English:

Q: *Why does the person take the umbrella?*

A: *Because it might be raining outside.*

In this example, the action of grabbing the umbrella is visible, but the reason (bad weather) is not explicit in the video and must be inferred.

- **Explicit Causal:** This type of question addresses direct cause-and-effect relationships visible within the video. The focus is on identifying a specific event, object, or human action (the cause) that led to another event,

CATEGORY		QUESTION	ANSWER (1/8)	TRUE STATEMENT (1/8)	FALSE STATEMENT (1/8)
CAUSAL		Why is mozzarella melted?	The heat from the wood oven has melted it	Mozzarella is melted by the heat of the wood oven	Mozzarella is melted by the heat generated by the sun.
COUNTERFACTUAL		What would happen if the pizza chef dropped the pizza on the floor?	He would dirty the floor and would have to remake the pizza.	If the pizza chef dropped the pizza, he would dirty the floor and would have to remake the pizza.	If the pizza maker dropped the pizza, he would not dirty the floor and would not have to remake the pizza.
IMPLICIT	Partial	Is the person who rolls out the pizza the same one who puts it in the oven?	No, they are two different people.	In the scene, the person who rolls out the pizza dough and the one who puts it in the oven are two distinct figures.	In the scene, the person who rolls out the pizza dough and the one who puts it in the oven are the same person.
	Total	What is the function of all the wooden planks under the wood oven?	They have to feed the fire.	The wooden planks under the wood oven are for feeding the fire.	The wooden planks under the wood oven are for decoration.
UNCERTAINTY		On average, how many pizzas does the pizza chef bake each day?	I do not have enough data to know.	There is not enough data to determine the average number of pizzas a pizza maker cooks daily.	There is sufficient data to determine the average number of pizzas that the pizza maker cooks daily.
OUT-OF-SCOPE		What is the cake made of?	I cannot see any cake.	There is no cake in the video.	There is a cake in the video.
PLANNING		What steps should the pizza maker take to revive the fire?	He should stir up the embers a bit and throw some new wood.	To revive the fire, the pizza maker should stir the embers and add new wood.	To revive the fire, the pizza maker should stir the embers and add new water.
SENTIMENT		What attitude does the pizza maker show while taking the pizza out of the oven?	The pizzaiolo looks focused.	In the video, the pizza maker looks focused while taking the pizza out of the oven.	In the video, the pizza maker looks distracted while taking the pizza out of the oven.
SPATIAL	Partial	Where is the pizza placed after being taken out of the oven?	The pizza is placed on a plate.	After being taken out of the oven, the pizza is placed on a plate.	After being taken out of the oven, the pizza is placed on the table.
	Total	Where is the pizza maker?	In the pizzeria in front of the oven	In the scene, the pizza maker is in the pizzeria in front of the oven	In the scene, the pizza chef is in the pizzeria by the counter
TEMPORAL	Partial	When does the pizzaiolo take the pizza out of the oven?	When he considers it cooked, towards the end of the video.	The pizzaiolo takes the pizza out of the oven towards the end of the video when he considers it cooked.	The pizzaiolo takes the pizza out of the oven towards the beginning of the video when he considers it cooked.
	Duration	How long does it take to cook the pizza in the video?	Pizza baking time is approximately 30 seconds	The baking of the pizza in the video takes approximately 30 seconds	The baking of the pizza in the video takes approximately 30 seconds



Figure 4: Overview of MAIA reasoning categories. For each of the 100 videos, it contains 2 questions for each of the 12 categories; for each question, it has 8 answers, and each of these answers has a corresponding True and False statement pair.

situation, or state (the effect) or vice versa. Typical responses clearly describe either the cause or the effect based on what is directly observable in the video.

Example: Suppose a video shows an angry person throwing a glass on the floor, which subsequently shatters.

Italian:

Q: *Perchè il bicchiere si è rotto?*

A: *Perchè la persona lo ha gettato a terra.*

English:

Q: *Why did the glass break?*

A: *Because the person threw it on the ground.*

Here, both the cause (throwing the glass) and the effect (the glass breaking) are visible in the video and can be used to provide a direct response.

Counterfactual This category focuses on questions about hypothetical scenarios that do not actually occur in the video but could take place under specific conditions. These questions explore the consequences of an event or situation that might happen in the video if a certain condition were met.

A key requirement is that the hypothetical condition must be based on entities or events visible in the video. Consequently, this category tests a model's ability to reason about hypothetical scenarios grounded in the context of the video while deriving logical and plausible outcomes from such scenarios.

Example: Suppose a video shows an outdoor concert.

Italian:

Q: *Cosa succederebbe al concerto se arrivasse un forte temporale?*

A: *Il concerto verrebbe interrotto all'istante.*

English:

Q: *What would happen to the concert if a violent thunderstorm started?*

A: *The concert would be immediately interrupted.*

In this example, the focus of the question (the concert) is visible in the video, while the condition (a violent thunderstorm) is not. The consequence (the concert being interrupted) is not shown in the video but can be reasonably inferred.

Implicit The implicit category includes questions about entities, events, or their attributes that are not explicitly visible in the video. However, their presence or properties can be reasonably inferred from the context. This category evaluates a model's ability to infer implicit details based on context, whether the target information was never shown or was previously visible but later obscured.

- **Total Implicit:** These questions focus on entities or events that are never directly visible in the video but can be inferred from observable details. A typical answer provides the requested information based on logical inference.

Example: Suppose a video shows the interior of a house, and suddenly the front door opens, revealing a person soaking wet with a dripping closed umbrella.

Italian:

Q: *Che tempo fa fuori?*

A: *Piove molto forte.*

English:

Q: *What's the weather like outside?*

A: *It's raining heavily.*

In this case, the focus of the question (the weather outside) is not visible at any point in the video. However, details such as the wet person and dripping umbrella allow for a reasonably confident inference (heavy rain).

- **Partial Implicit:** These questions address entities or events that were visible earlier in the video but are no longer visible due to a shift in the scene or because they have moved out of the frame.

Example: Suppose a video shows a man placing a pen in a drawer and then closing it.

Italian:

Q: *Dove si trova la penna?*

A: *La penna è nel cassetto.*

English:

Q: *Where is the pen?*

A: *The pen is inside the drawer.*

In this example, the focus of the question (the pen) is no longer visible in the video. However, earlier information (the man placing the pen in the drawer) allows for a logical and confident answer (the pen is in the drawer).

Out-of-scope Such a category involves questions about entities or events that are not present in the video at all, asking for properties or details about these non-existent entities or events. A typical response to an out-of-scope question is a negation, stating that the entity or event in question is not present. This category tests the ability of a model to identify and handle irrelevant or non-existent entities within the video content, appropriately responding with a negation when the requested object or event is absent. Thus, it represents an indirect way to test the models on possible multimodal hallucinations and their tendency to be assertive in their responses.

Example: Suppose a video shows a dog and its owner playing in the park, but there are no cars in the scene.

Italian:

Q: *Di che colore è la macchina?*

A: *Non ci sono auto (nella scena).*

English:

Q: *What color is the car?*

A: *There is no car (in the scene).*

In this example, the focus of the question (the car) is not physically present in the video, nor can its presence be reasonably inferred. When trying to answer the question, no useful information about a car can be found, and the expected response would be a negation, such as "There is no car."

Planning This category involves questions that request the actions needed to achieve a specific goal related to the video. The typical response to a planning question is a sequence of actions that someone should perform, based on the situation presented in the video, in order to reach the desired outcome. Such a category assesses the model's ability to infer and plan the necessary steps to accomplish a goal based on the visual cues provided in the video.

Example: Suppose a video shows a dog and its owner playing with a ball in a park, and the owner throws the ball onto a bench.

Italian:

Q: *Cosa dovrebbe fare il cane per continuare a giocare col padrone?*

A: *Dovrebbe correre verso la palla, saltare sulla pacchina, prendere la palla e riportarla al padrone.*

English:

Q: *What should the dog do to continue playing with its owner?*

A: *The dog should run toward the ball, jump onto the bench, grab the ball, and bring it back to the owner.*

In this example, the focus of the question (the dog) is visible in the video. To answer the question, one can use the information in the video (the ball on the bench) to deduce the series of actions the dog should take (running, jumping, grabbing, and returning the ball) in order to continue the game.

Sentiment The category involves questions that focus on the sentiment, mood, attitude, or emotion displayed by one or more characters in the

video (i.e., animated beings) toward other entities or events in the scene, throughout the entire video. A typical response to a sentiment question may describe a specific sentiment, attitude, or emotion, or it may reflect a neutral stance. This category represents a tool for evaluating model's ability to recognize and identify the emotional state or attitude of characters based on visual cues, reflecting their reaction or feelings toward the events and other entities in the video.

Example: Suppose a video shows children who appear bored at a birthday party.

Italian:

Q: *Che atteggiamento hanno i bimbi?*

A: *Sono annoiati.*

English:

Q: *What is the attitude of the children?*

A: *They are bored.*

In this example, the focus of the question (the children) is visible in the video. To answer the question, one can use the visual cues present in the video (expressions and behaviors of the children) to infer the sentiment (boredom) displayed by the characters.

Spatial Such a category involves questions related to the spatial relationships between entities, objects, or events depicted in the video. It aims at assessing the model's ability to infer both stable and time-dependent spatial relationships, as well as the ability to determine relative positioning in space and to rely on grounding competencies.

- **Total Spatial:** This question asks about the position of entities in space (including their relation to other entities) that remains constant throughout the entire video, disregarding any temporal variations or minimal movements of the entity at different moments in the video. A typical response to this type of question provides specific spatial information valid for the entire duration of the video.

Example: Suppose a video shows a school lesson with a teacher and students in a classroom.

Italian:

Q: *Dov'è l'insegnante?*

A: *L'insegnante è in classe.*

English:

Q: *Where is the teacher?*

A: *The teacher is in the classroom.*

In this example, the focus of the question (the teacher) is visible throughout the video. To answer the question, one can use visible information from the video (classroom, desk) to provide the entity's spatial position (behind the desk) throughout the video's duration.

- **Partial Spatial:** This question asks about the position of entities in space, but in relation to the time and/or other events occurring in the scene. It may also request the position of one entity relative to another, with a temporal aspect taken into account. A typical response provides spatial information that is specific only to the requested time range in the video. Example: Suppose a video shows a school lesson with a teacher and students in a classroom.

Italian:

Q: *Dove si trova l'insegnante all'inizio del video?*

A: *All'inizio del video, l'insegnante è di fronte la cattedra.*

English:

Q: *Where is the teacher at the beginning of the video?*

A: *At the beginning of the video, the teacher is standing in front of the desk.*

In this example, the focus of the question (the teacher) is visible in the video. To answer the question, one would use the visual information visible in the specific part of the video (classroom, desk) to provide the spatial position (in front of the desk) relative to the time frame requested (at the beginning of the video).

Temporal The category includes questions that focus on temporal information. This category studies the model's ability to infer temporal relationships, sequence of events, and durations from visual content in a coherent manner.

- **Partial Temporal:** This question focuses on the temporal properties and relationships of events in the video. The questions may request any type of temporal information about the events or their temporal relationships, except for their duration. For example, asking when something happens or if something happens before or after another event. A typical response provides the event with the specific temporal information requested by the question.

Example: Suppose a video shows a rock band concert.

Italian:

Q: *Che succede dopo che il chitarrista inizia a suonare?*

A: *Il cantante inizia a cantare.*

English:

Q: *What happens after the guitarist starts playing?*

A: *The singer starts singing.*

In this example, the focus of the question (what happens after the guitarist starts playing) is visible at a specific moment in the video. To answer the question, one can use the visible information in that portion of the video (the singer starts singing) to provide the event (the singer starting to sing) as a response.

- **Duration Temporal:** This question focuses on a specific property of events in the video: their duration. A typical response provides the specific temporal information required by the question regarding the event's duration. Example: Suppose a video shows a room with a light on and a person switching it off.

Italian:

Q: *Per quanto tempo la luce rimane accesa?*

A: *Per circa 15 secondi.*

English:

Q: *How long was the light on?*

A: *For about 15 seconds.*

In this example, the focus of the question (the light on) is visible in the video. To answer the

question, one can use the temporal information visible in the video (the person switching the light off) to provide a duration (about 15 seconds) as response.

Uncertainty This question refers to entities and events that are part of the situation represented in the video, but the scene does not provide enough information to give a precise answer. Therefore, uncertainty questions involve a certain degree of ambiguity in the response, which cannot be fully derived from the video content. The answer may refer to a range of values, state that a precise answer cannot be given, or mention that the answer is a guess and might not be correct. This category tests the model’s ability to recognise and deal with situations in which the available information is insufficient or ambiguous, leading to a response that reflects the uncertainty of the scene and indirectly testing the hypothetical assertive behaviour of such models in answering.

Example: Suppose a video shows a dog.

Italian:

Q: *Quanti anni ha il cane?*

A: *Difficile da dire. / Il cane è probabilmente giovane, ma non si può esserne certi.*

English:

Q: *How old is the dog?*

A: *It’s hard to say. / The dog is probably young, but it’s not certain.*

In this example, the focus of the question (the dog) is visible in the video. However, if one tries to answer the question, only partial information about the dog’s age is available in the video. As a result, an uncertain answer (e.g., “It’s difficult to tell”) is expected.

A.3 Data collection

This section outlines the data collection process and the methodologies adopted for this step of the research which plays a crucial role in the development of this evaluation framework. This section is divided into two main parts: Questions Collection, which describe the procedure for creating relevant questions based on video content, and Answers Collection, which tells how annotators provided diverse responses to those questions.

Questions Collection After defining the Semantic Categories on which we based the subsequent analysis, we created 12 different sets of guidelines (one for each subcategory⁹) that were administered to the same number of annotators via *Google Forms*. All the selected annotators were PhD students under 30 with specializations in Linguistics and Computational Linguistics. They were paid with 100 euros for the generation task, which was executed in multiple stages through the administration of 1, 200 different forms (10 forms per annotator). After carefully reading the rules and instructions in the form, their task was to watch the video as much as they wanted, and to compulsorily generate 2 questions (i.e., Question_A and Question_B) for each of the 100 videos in the dataset, as shown in Figure 5. To ensure variability between the pair of questions about that video, in the second question, the annotators were asked to try as far as possible to change the entities and/or events involved in the first one previously formulated. The final result corresponds to a total of 2, 400 questions (24 per video). Figure 6 shows an example of a video with 12 out of 24 questions for each semantic category.

Each form provided contained both the definition of the assigned semantic category with examples (See section A.2), and also general rules to be followed. Each question had to be generated naturally and as an open-ended question. Questions involving a ‘Yes/No’ answer (e.g. ‘Is there a car in the video?’) were not allowed. Finally, for the correct execution of the task, the audio of the video had to be ignored, as the Vision Language Models to be tested could only work on the visual part.

Subsequently, these questions were manually reviewed to ensure quality and category alignment. Thus, while verifying whether the questions generated could actually belong to the specific category and whether they complied with the rules presented in the forms, one third of the generated questions were modified or refined.

Answers Collection Once the questions were obtained and checked, they were used to set up the answer collection process through Prolific, a platform designed to help researchers recruit participants for

⁹The original subcategories were 13, but due to the difficulty of the causal category, we decided to merge the category of explicit and implicit causals into one group. The category was then assigned to a student who annotated the first 50 videos with explicit causals and the last 50 with implicit causals to allow the subcategories to be balanced within the same group.

Section 1 of 12

Question task

Il tuo compito è formulare due domande relative al contenuto di ogni video che ti verrà somministrato. Puoi guardare il video quante volte vorrai. Troverai istruzioni specifiche ed esempi che ti aiuteranno.

Importante:

- Formula la domanda in modo naturale.
- La domanda deve essere formulata come una domanda aperta. Non sono ammesse domande che prevedono una risposta "Sì/No" (ad esempio, "C'è una macchina nel video?").
- Non utilizzare l'audio del video, puoi solo guardarlo.

General Task

Privacy e scopi della ricerca

I tuoi dati personali e le tue domande saranno raccolti in forma completamente anonima e utilizzati solo per scopi legati a questo progetto. Questo studio è finalizzato allo sviluppo di un benchmark di valutazione dei VLM nell'ambito della

Per maggiori dettagli:

Privacy Policy and Research Purposes

Question *

☐ Accetto

TASK: FORMULARE DOMANDE CAUSALI

Description (optional)

Category specific task

Title

Il tuo task è quello di formulare domande "causali". Queste domande riguardano la causa o l'effetto di un evento. Le domande devono concentrarsi sull'evento, l'oggetto o l'essere umano (la causa) che ha portato al verificarsi di un altro evento, situazione o stato (cioè l'effetto) nel video o viceversa. Una risposta tipica può riportare una frase che descrive la causa o l'effetto richiesto nella domanda.

Questo è un esempio di domanda causale:

Supponiamo un video che mostra una persona abbattuta che lancia un bicchiere a terra, e che il bicchiere si rompe.

Domanda: Perché il bicchiere si è rotto?

Risposta: Perché l'uomo l'ha gettato a terra.

Example

Nell'esempio, il focus della domanda (la rottura del bicchiere) è visibile nel video. Se cercassi di rispondere alla domanda, sarei in grado di utilizzare le informazioni visibili nel video per fornire la causa dell'evento (il lancio del bicchiere a terra da parte dell'uomo) come risposta alla domanda.

Questo è il tuo video: guardalo con attenzione.

Importante: Non considerare l'audio del video

Basandoti sul video appena visto, formula qui le tue domande:

Description (optional)

Domanda 1 *

Short answer text

Domanda 2 (Se possibile, cambia le entità e/o gli eventi coinvolti nel tuo quesito formulato.)

Short answer text

2-Questions generation

Figure 5: Example of a *Google Form* used for collecting 2 Questions for each video for each of the assigned category

high-quality data collection. To follow the initial goal of creating an Italian-native resource that accurately represents Italian culture, we implemented a preliminary screening process to ensure that participants would provide answers from the point of view of an Italian person. For this data collection step, we accepted only annotators aged 25 to 80 who were born in Italy, spoke Italian as their first language, and had spent the majority of their first 18 years of life in Italy.

As with the question collection step, we used *Google Forms* (Figure 7) to provide the task to the annotators that was paid £7 per hour. Each form included 10 videos, and for each video, the annotators were asked to answer 12 questions¹⁰ (one per category). The forms provided detailed guidelines on how to answer and specified the criteria for an acceptable response, which was necessary for the annotators to receive payment. Each re-

¹⁰Some annotators were given the 12 Questions_A for that video and others the 12-Questions_B group

sponse needed to be a complete answer (i.e., not short answers with missing noun / prepositional phrases), rely only on visible or deducible information from the video, and exclude any information derived from the video’s audio. Annotators were also encouraged to use their own world knowledge when interpreting the visual content. The initial acceptability of the task was determined by electing 2 control questions from the 12 semantic categories: the *Out-of-scope* and the *Uncertainty* question. Both questions had predefined acceptable answers, which made them easy to use for this purpose: the former required the negation of what asked in the question, while the latter required an expression of uncertainty in the response. To evaluate the acceptability of these control question answers, we employed the *GPT-4o* model in a few-shot prompting setting. During each annotation task, annotators worked with 10 videos, each containing the 12 questions, including the control questions. Annotation work was accepted only if

CATEGORY		QUESTION
CAUSAL	(implicit)	Perchè il bambino viene tirato dal padre? Why is the child being pulled by the father?
		Che cosa succederebbe se l'adulto non fermasse in tempo il bambino? What would happen if the adult didn't stop the child in time?
COUNTERFACTUAL		
IMPLICIT	partial	Che ruolo svolgono gli uomini con le maglie bianche? What role do the men in white shirts play?
	total	Chi c'è dal lato opposto del campo rispetto agli uomini con le maglie bianche? Who is on the opposite side of the field from the men with white shirts?
UNCERTAINTY		In quanto tempo si concluderà la partita di bocce? How long will the bocce game take to finish?
OUT-OF-SCOPE		Quante mazze da baseball ci sono nel video? How many baseball bats are there in the video?
PLANNING		Cosa dovrebbe fare il giocatore con le bocce verdi per sbocciare quella bianca più vicina al boccino? What should the player with the green bocce balls do to knock away the white one closest to the jack?
SENTIMENT		Che atteggiamento ha il pubblico quando la boccia colpisce il boccino? What is the audience's reaction when the bocce ball hits the jack?
SPATIAL	partial	Dove va a finire la palla che si vede rotolare verso la fine del video? Where does the ball rolling towards the end of the video end up?
	total	Dov'è il pubblico? Where is the audience?
TEMPORAL	duration	Per quanto tempo la seconda boccia lanciata continua a rotolare? How long does the second ball continue to roll?
	partial	Quand'è che la donna applaude? When does the woman clap?



Figure 6: Example of a video with its 12 Questions, each one for a sub-category.

the annotators correctly answered at least 90% of the control questions (i.e., 18 out of 20 correct answers); otherwise, their submissions were rejected, and the task was reassigned to another annotator.

Our goal was to collect 8 different answers for each question to ensure not only accuracy but also variability in responses. To achieve this, we presented the same question to 8 different annotators, collecting their individual answers. In total, 2,400 questions were paired with 8 answers each, resulting in 19,200 responses.

These responses then were features by a semi-automated review and validation process divided into two main steps, both facilitated by *GPT-4o* with few-shot prompting.

1. **Semantic Consistency check.** Each response was evaluated for semantic consistency with the corresponding question (Figure 8A). In cases where inconsistencies were detected, the responses were manually reviewed to determine whether the question should be re-

answered by another annotator or the response could still be accepted. Real inconsistencies were found to be minimal (i.e., fewer than 100 out of 19,200 responses).

2. **Contradiction test.** By using *GPT-4o* (OpenAI et al., 2024), we checked whether, within each pool of 8 responses to the same question, any of the response contradicted the others (Figure 8B). Cases where contradictions were identified amounted to 234 out of 19,200 responses and they were manually reviewed.

After completing these reviews, we obtained a dataset of 2,400 questions, each paired with a pool of 8 high-quality responses, resulting in a total of 19,200 validated responses.

A.4 Answers Post-Processing

Since the data obtained up to this point will form the solid basis for the subsequent benchmarking phases (A.5 and A.7), we decided to set up a post-processing phase to assess and check that a certain

Video Q&A Task

Benvenuti e grazie per partecipare a questo task di annotazione!

Ai fini del corretto svolgimento del task e della sua validazione, **rispetta sempre le istruzioni che seguono.**

Task

* Indicates required question

Il tuo compito consiste nel guardare una serie di video e rispondere, per ognuno di essi, a 12 domande basate esclusivamente sulla parte visiva del contenuto multimediale. Puoi visionare il video quante volte desideri per rispondere alle domande.

Punti Importanti da Ricordare:

1. Formula risposte **sempre** in maniera naturale.

Guidelines

Nota bene: Prendi il tuo tempo per rispondere al meglio alle domande. Le annotazioni consegnate al di sotto di un determinato arco temporale e/o che non rispettano tutte queste istruzioni iniziali, saranno automaticamente rifiutate. Lo stesso vale in caso di risposta errata alle domande di controllo.

Privacy e scopi della ricerca

I tuoi dati personali e le tue domande saranno anonime e utilizzati solo per scopi legati allo sviluppo di un benchmark per i Modelli (VLMs) nell'ambito della ricerca.

Per maggiori dettagli: [Privacy Policy and Research Purposes](#)

☐ Accetto

Video Q&A Task

* Indicates required question

TASK

Se ne hai bisogno, [qui](#) puoi rivedere le istruzioni iniziali.

Questo è il tuo video: guardalo con attenzione.
Importante: Non considerare l'audio del video

1
Davide Testa

Basandoti sul video appena visto, rispondi alle seguenti domande:

Quanti gatti ci sono? *

Your answer

Questions

Figure 7: Example of a Google Form used for collecting answers for each video

degree of variability was ensured within each of the 2,400 8-Answers pool. This work was carried out in several incremental stages, each of which involved an initial analysis of the potential redundancy of responses within the pool. Each of these analyses was then followed by a specific phase of semi-automatic expansion of these responses through the introduction of lexical variability.

1. **Equal strings:** a classic check to see if there were any pairs of equal answers. Table 7 shows the number of identified equal pairs divided by semantic category, highlighting a higher score for *Out-of-scope* Answers. Based on these results, *GPT-4o* was used in a Sentence Rephrasing task in a zero-shot prompting setting (Figure 9A). The only exception was the *Out-of-scope* category where all 1600

responses were manually edited.

2. **Lexical Overlap:** we tokenized each answer, checked the number of Type-Tokens shared between answer pairs within the pool of 8 and selected those that shared more than 50% of them. This phase was followed for these selected items by an automatic Sentence Rephrasing task in which *GPT-4o* generated a new Answer with a Lexical overlap < 50% with reference to the other 7 Answers in the pool (Figure 9B). Table 8 shows the lexical overlap statistics before and after reformulation. The final average lexical overlap score within a pool (18.74 %) represents the most balanced situation achievable. Indeed, it was noted that further attempts at lexical modifications within the pool would increase this per-

A

"You are an assistant designed to validate the semantic consistency of answers to questions. Users will provide a pair of question (Q) and answer (A) in Italian related to a video. Your task is to determine whether answer A is consistent with question Q. Respond only with one of the following outputs: '0' for 'Not consistent', '1' for 'Consistent', or '2' for 'Partially consistent'. " Limit your output strictly to these numbers."

B

"You are an assistant trained in Natural Language Understanding. Users will provide a question (Q) and a set of 8 answers (A) in Italian related to a video. Your task is to determine whether at least one the answers A contradicts with the others. Respond only with one of the following outputs: '0' for contradiction among the answers, '1' if there is no contradiction. Limit your output strictly to these numbers."

Figure 8: Prompts used for Answers’ semi-automatic validation. Prompts were provided with some examples (i.e., few-shot prompting) but here in the Figure only the main instructions are presented.

Category	Equal Pairs
<i>Causal</i>	21
<i>Counterfactual</i>	2
<i>Partial Implicit</i>	133
<i>Total Implicit</i>	93
<i>Uncertainty</i>	112
<i>Out-of-scope</i>	414
<i>Planning</i>	2
<i>Sentiment</i>	9
<i>Partial Spatial</i>	77
<i>Total Spatial</i>	101
<i>Temporal Duration</i>	91
<i>Partial Temporal</i>	9
Tot.	1064 (2128 / 19200 Answers)

Table 7: Number of equal answers pairs in our dataset before post-processing divided by semantic categories.

centage rather than make it lower. Finally, by focusing only on tokens represented by content words (i.e. adjectives, nouns, verbs and adverbs), it was noted that the lexical overlap index drops even further to 17.60%.

These two checks were finally followed by an analysis performed using the *Type-Token Ratio* (TTR) as a measure to quantify lexical richness (Table 8). The final results showed that, considering only content words, only 633/2400 pools had a TTR < 0.5 and that the average TTR per pool stands at 0.55.

After these steps, Figure 10 represents a valuable example of a high-quality question with a pool of 8 answers in which we can find a significant level of lexical variability.

	Before Rephrasing	After Rephrasing <i>CW-only</i>	
Pool Avg. Lexical Overlap	22.95%	18.74%	17.60%
Pool with Lexical Overlap > 50%	11	0	0
Avg TTR for pool		0.50	0.55
Pool with TTR < 50% (Avg.)		1197/2400	633/2400

Table 8: Lexical Overlap and TTR Statistics (Type-token) before and after Automatic Sentence Rephrasing with GPT-4o for 19,200 Answers. Content-words (CW only) statistics are shown only for the After Rephrasing part.

A.5 True Statement Generation

After the collection and validation of the questions and answers, the next step involved the automatic generation of true statements (TS) which consists of descriptive declarative sentences aligned with the visual content of the videos. Just as a caption describes an image, a TS describes a video (or part of it) from different perspectives according to the specific semantic category.

For example, suppose a video shows a boy who is initially in a kitchen and while he is cooking he hears a loud noise and runs away to another room. An example of TS for the *Spatial* category could be:

Italian: *Nel video il ragazzo è in cucina prima di scappare via.*

English: *In the video the boy is in the kitchen before running away.*

In contrast a *Causal* TS:

A

You are an assistant designed to rephrase Italian sentences with meaningful changes, without repeating the same words or just changing the word order.

Given an Italian question (Q) and an answer (A1) based on a video, your task is to rephrase A1 into A2.

Important rules for A2:

- It must convey the same meaning as A1.
- No extra information should be added or omitted.
- You may use synonyms and change sentence structure.
- Avoid simply changing the word order.

B

You are an assistant designed to analyze and rephrase text.

Given a question Q and eight answers A1, A2, A3, A4, A5, A6, A7 and A8, your task is to rephrase A8 so that it does not have more than 50% lexical overlap with the other answers.

Please, follow these steps:

1. Analyze Q, A1, A2, A3, A4, A5, A6, A7 and A8.
2. Rephrase A8 preserving its original meaning.
3. Check lexical overlapping percentage among A1, A2, A3, A4, A5, A6, A7 and the new A8.
4. If lexical overlapping percentage is greater than 50% generate a new answer A8 with less overlapping.

Figure 9: Prompts used for Answers' post-processing with GPT4-o

In the scene the boy runs away because of the loud noise.

To create such statements, we used, as in the previous steps, *GPT-4o* (see Figure 11A for the prompt used). Using the information conveyed by the single question and its answer, we were able to combine them, generating 19,200 true statements (TSs). As with the answers, the TS are also organised into 2,400 pools of 8 items. Each of these (TSs) in a pool will express the same event with different words and/or points of view.

A.6 True Statement post-processing

Just like with the pools of 8 responses, we also performed checks and semi-automatic interventions to ensure lexical variability within the 2400 pools of true statements (TS).

The steps followed were the same, except that for the TS we used the Type-Token Ratio (TTR) as an additional tool to enhance lexical variability within the pools. First, we identified 326 pairs of identical TS and addressed this by regenerating the sentences using *GPT-4o*, as already done in ??, with the prompt shown in Figure 9A. Then, we analyzed the lexical overlap within the pools, fo-

	Before Rephrasing		After Rephrasing	
	Type-Token	CW-only	Type-Token	CW-only
Pool Avg. Lexical Overlap	39.34%	38.04%	30.51%	26.81%
Pool with Lexical Overlap > 50%	354	344	0	0
Avg TTR for pool	0.37	0.41	0.50	0.55
Pool with TTR < 50% (Avg.)	2288	1964	1196	634

Table 9: Lexical Overlap and TTR Statistics (Type-token and Content word-only) before and after Automatic Sentence Rephrasing with *GPT-4o* for 19200 TSs.

cusing on statements with an overlap greater than 50% (354 cases). This reduced the average overlap percentage of a pool from 39.34% to 30.51% (Type-Token) as shown in Table 9.

As a final step, we used the TTR to increase lexical richness within individual pools. We identified pools with a TTR < 0.5 and replaced content words with synonyms to ensure that each TS contained different words. This approach allowed us to achieve a TTR of 0.50 (0.55 when considering only content words), which is an excellent result given that, unlike responses, TS have a more fixed and repetitive structure (e.g., "In the video X happens" "The video shows X" etc.).

QUESTION	Che ruolo svolgono gli uomini con le maglie bianche? What role do the men in white shirts play?
ANSWER 1	Gli uomini con le maglie bianche sono i giudici di gara The men in white shirts are the competition judges
ANSWER 2	Osservano chi fa punto They observe who scores a point
ANSWER 3	Gli uomini in bianco danno giudizi sulla gara Men in white give judgements on the competition
ANSWER 4	Sembra che siano gli arbitri di questa partita a bocce They seem to be the referees of this bocce game
ANSWER 5	Misurano la distanza della boccia tirata dal boccino e decretano il vincitore del set They measure the distance of the thrown ball from the little one and determine the winner of the set
ANSWER 6	Gli uomini con le maglie bianche sono gli arbitri della partita The men in white shirts are the referees of the match
ANSWER 7	Gli uomini in bianco sono i giudici The men in white are the jury
ANSWER 8	Gli uomini con le maglie bianche svolgono il compito di arbitrare la partita Men in white shirts play the role of refereeing the match
	

Figure 10: Example of a video with a Questions (Implicit category) and its 8-Answers pool.

A.7 False Statement Generation

The automatic generation of true statements represents the final phase of data creation, ensuring all elements are ready to begin the actual benchmark task. Starting from the notion of the dichotomy of Caption and Foil —where a caption is a brief and correct descriptive sentence about a scene, and a foil is a minimally altered version of the caption that turns it into an incorrect description— we developed our False Statements (FSs).

The final goal of this work is to create minimal pairs for each semantic category, enabling controlled experiments and precise analysis of a model’s behavior with respect to the specific category.

As for TSs, the FSs were also automatically generated using *GPT-4o*. Figure 11B illustrates the prompt used during this phase, where the task was presented to the model using the Caption/Foil terminology rather than True/False Statements to enhance the effectiveness of the output. Given a semantic category and a caption, the task was to generate the corresponding foil by editing only the elements of the sentence related to that semantic category (e.g., If the category is Spatial, the prepositional phrase conveying spatial or location information is the block to be edited for creating the corresponding foil).

A.8 False Statement Validation

As the last step of this work phase concerning the generation of data, we focused on the validation of the false statements we had just obtained. This review was characterised by the presence of two different semi-automatic checks based on the actual definition of foil: A description of the visual content minimally different from the caption, such that this difference falsifies its veracity. In both cases, *GPT-4o* was used as a model for the implementation of the task in a semi-automatic fashion.

- **Structural check:** a minimal prompt (see Figure 12A) was constructed to check the correctness of a foil with respect to the related caption according to the specific category (e.g., if the category is Spatial, investigate whether, given a caption and a foil, the foil is correct with respect to the spatial information). Overall, 2.5% of the foils generated turned out to be incorrect and then manually fixed. Table 10 shows for each semantic category the number of foils that resulted as incorrect according to *GPT-4o*, as opposed to those that actually were not and that were then manually corrected.
- **Contradiction test:** based on the notion that

A

You are an assistant that creates statements in Italian about videos.
Given a question Q and an answer A concerning a video, you must create a statement S based on A. While generating S, try not to alter the words composing A. If A includes first-person verbs or phrases (e.g., 'I think,' 'I believe'), rephrase S to be impersonal, avoiding a first-person perspective.
The statement should be a concise, declarative sentence.

B

Given an Italian caption (C) regarding the position or location of someone or something, your task is to create its foil (F) by changing only the spatial information.
Don't add other information respect to what is stated in C.
Here is an example to guide you:
C: La donna nel video si trova in un campo di papaveri."
F: La donna nel video si trova in una scuola."

Figure 11: Prompts used for True (A) and False (B) Statements generation with GPT-4o. Prompt B is representative of the 12 different prompts used to generate False Statements, each tailored to a specific semantic category.

the correct foil must be in contradiction with the relevant caption, we then ran an NLI task to identify cases of Entailment, Neutrality and Contradiction between our pairs of True and False Statements(Figure 12B). After a qualitative analysis of these cases, we realised that the cases identified by the model as Neutral (1287), were in fact correct and already partly defined a contradiction as in the next example.

Italian:

TS: I bambini toccano la lana per capirne la consistenza.

FS: I bambini toccano la lana per capirne il colore.

English:

TS: The children touch the wool to check its texture.

FS: The children touch the wool to check its colour.

For this reason, the focus shifted only to the cases defined as Entailment (170). Within this group, only 93 turned out to be true Entailments and they were subsequently manually modified.

This last revision allow us to obtain a packet of 19,200 high-quality FFs with respect to its relative TSs.

Semantic Category	FSs	Incorrect FSs	
		<i>GPT-4o</i>	<i>Human</i>
<i>Causal</i>	1600	80	54
<i>Counterfactual</i>	1600	61	15
<i>Partial Implicit</i>	1600	94	38
<i>Total Implicit</i>	1600	99	63
<i>Uncertainty</i>	1600	27	20
<i>Out-of-scope</i>	1600	48	9
<i>Planning</i>	1600	159	117
<i>Sentiment</i>	1600	10	7
<i>Partial Spatial</i>	1600	149	58
<i>Total Spatial</i>	1600	33	14
<i>Temporal Duration</i>	1600	33	29
<i>Partial Temporal</i>	1600	71	55
Tot.	19200	864	479

Table 10: Results of Semi-automatic False Statements Validation (Structural check)

A

Given an Italian caption (C) dealing with temporal information about events and its foil (F), your task is to assess the correctness of F based on C.
To be valid, F should express a different temporal information with reference to the one expressed in C.
If F is a valid foil, generate 'correct' otherwise 'not correct'.

B

Your task is to determine the natural language inference (NLI) relationship between S1 and S2.
The possible labels are:
- Entailment: S2 logically follows from S1.
- Contradiction: S2 contradicts S1.
- Neutral: S2 and S1 are related but do not entail or contradict each other.
Provide only one label as output (Entailment, Contradiction, or Neutral).

Figure 12: Prompts used for False Statement Validation: Structural check (A) and Contradiction Test (B)

B Experiments

This appendix section will contain additional details on our experimental settings, including a description of the Vision-Language Models used, as well as graphs and tables summarizing the results for Tasks 1 and 2 of MAIA. These supplementary materials provide a more comprehensive view of our findings, which could not be included in the main paper due to space limitations.

Note that in contrast to the initial experiments for creating and validating the synthetic data of the MAIA dataset, where we used *OpenAI*’s *GPT-4o* API, the experiments on MAIA were conducted using A100 GPUs (40GB). Overall, the total computational budget was on the order of ~1,000 GPU hours.

B.1 Models tested

Vision-Language Models We benchmarked four recent VLMs, sourced from the *Hugging Face* hub, representing state-of-the-art approaches in Vision-Language tasks. Both experiments and related quantitative evaluation have been done using *lmms-eval* (Zhang et al., 2024a), a framework for the evaluation of multimodal models.

InternVL2 (Chen et al., 2024): 8B parameter transformer-based multimodal model employing advanced cross-attention; pre-trained on large-scale image-text and video datasets for diverse multimodal tasks and instruction-tuned. It uses *InternLM2.5* as open-sourced-7B parameter chat model.

Hugging Face model: OpenGVLab/InternVL2-8B

LLaVA-NeXT-Video (Zhang et al., 2024b): 7B parameter model built on the LLaVA framework, optimized for video understanding with mechanisms to capture temporal dynamics; fine-tuned on video instruction data. Base LLM: *Vicuna-7B* (v1.5).

Hugging Face model: llava-hf/LLaVA-NeXT-Video-7B-hf

LLaVA-OneVision (Li et al., 2024a): 7B parameter model that builds on the LLaVA framework with a Qwen2 LLM backbone to serve as a general-purpose vision-language assistant; pre-trained on extensive multimodal data to deliver robust cross-modal reasoning.

Hugging Face model: lmms-lab/llava-onevision-qwen2-7b-ov

Qwen2.5-VL (Qwen et al., 2025): the latest 7B parameter VLM of the Qwen family using the *Qwen2.5* LLM decoder; key enhancements are related to grounding, working with longer videos and capturing events. It was pre-trained on comprehensive visual and textual datasets and fine-tuned for detailed, context-aware responses.

Hugging Face model: Qwen/Qwen2.5-VL-7B-Instruct

Unimodal models. As described in Section 4, we used MAIA for benchmarking also some LLMs in a text-only evaluation. We used five open-weight LLMs which have shown good performance on a variety of tasks on Italian (Magnini et al., 2025). For conducting these experiments, we used *Minicons* library (Misra, 2022), a high-level wrapper around *Hugging Face* for investigating predictive

behavior of transformer models. Specifically, probabilities were computed adding a normalization parameter to take into account the different length of sentences in terms of tokens. Models used in the *Hugging face* Hub are: **Llama-3.1** (8B-Instruct), **LLaMAntino-2** (7B), **LLaMAntino-3-ANITA** (8B-Instruct), **Gemma** (7B) and **Qwen2.5** (7B-Instruct).

B.2 Task1: Visual Statement Verification

As described in Section 4.4, the performance of the models in this task was compared against our most probable baseline. Figure 13 illustrates this relationship for each semantic category. Interestingly, text-only LLMs sometimes achieve higher accuracy in selecting the correct statement than VLMs, despite lacking visual input. For instance, in the counterfactual category the baseline values closely match those of the VLMs, while in the uncertainty category the baseline even outperforms both InternVL and LLaVA-NeXT-Video. Overall, the accuracy gap between our baseline and the VLMs is generally smaller than one might expect or theoretically anticipate. Table 11 presents the results of Task 1, providing a detailed analysis for the Causal category, distinguishing between *Explicit* and *Implicit*. The same analysis is conducted in Table 12 for Task 2 taking into account LLM’s judgements.

Models consistency. In Task 1, model consistency and robustness in making uniform decisions within the same pool of True-False Statement pairs were investigated through a quantitative analysis, as outlined in Section 5.1. We further examined the accuracy variability across the 8 pools, with Figure 14 providing a detailed examination of trends within each category. This analysis revealed notable fluctuations in accuracy for certain categories such as Uncertainty, Spatial, and Temporal categories, pointing to a lack of stability and highlighting the complexity of tasks. For instance, some models, like *LLaVA-NeXT-Video*, exhibited more significant variability, showcasing their challenge in handling these categories. Despite these fluctuations, *Qwen2.5-VL* emerged as the top performer overall, maintaining the most consistent accuracy across pools.

Models		Avg.	Causal		Counterfactual	Out-of-Scope	Planning	Sentiment	Uncertainty	Implicit		Spatial		Temporal	
			Explicit	Implicit						Partial	Total	Partial	Total	Duration	Partial
Most Probable		0.56	0.43	0.48	0.73	0.55	0.68	0.53	0.79	0.50	0.51	0.48	0.51	0.53	0.48
Black video	<i>InternVL2</i>	0.68	0.61	0.67	0.88	0.89	0.69	0.61	0.96	0.52	0.59	0.54	0.55	0.67	0.60
	<i>Llava-Next-Video</i>	0.50	0.48	0.50	0.52	0.48	0.51	0.52	0.45	0.50	0.51	0.51	0.49	0.51	0.48
	<i>Llava-oneVision</i>	0.59	0.52	0.57	0.48	0.92	0.61	0.38	0.97	0.52	0.53	0.50	0.52	0.60	0.51
	<i>Qwen-2.5-VL</i>	0.73	0.66	0.70	0.86	0.87	0.75	0.72	0.98	0.56	0.62	0.61	0.65	0.73	0.70
1-Frame	<i>InternVL2</i>	0.75	0.77	0.82	0.87	0.69	0.71	0.77	0.89	0.65	0.80	0.65	0.82	0.67	0.69
	<i>Llava-Next-Video</i>	0.61	0.67	0.70	0.76	0.49	0.63	0.75	0.40	0.59	0.65	0.59	0.70	0.56	0.53
	<i>Llava-oneVision</i>	0.76	0.75	0.83	0.78	0.89	0.74	0.76	0.91	0.68	0.81	0.64	0.81	0.70	0.67
	<i>Qwen-2.5-VL</i>	0.79	0.79	0.83	0.81	0.91	0.75	0.82	0.70	0.82	0.96	0.67	0.82	0.69	0.73
32-Frames	<i>InternVL2</i>	0.79	0.82	0.84	0.85	0.77	0.75	0.84	0.84	0.75	0.83	0.69	0.86	0.66	0.76
	<i>Llava-Next-Video</i>	0.52	0.54	0.57	0.57	0.42	0.57	0.61	0.32	0.52	0.59	0.52	0.56	0.51	0.48
	<i>Llava-oneVision</i>	0.81	0.86	0.88	0.78	0.88	0.76	0.88	0.85	0.80	0.85	0.71	0.87	0.65	0.80
	<i>Qwen-2.5-VL</i>	0.84	0.89	0.90	0.80	0.89	0.78	0.86	0.92	0.82	0.88	0.83	0.90	0.75	0.81

Table 11: Visual statement verification (Task 1): accuracy of correct choices across reasoning categories.

Models		Avg.	Causal		Counterfactual	Out-of-Scope	Planning	Sentiment	Uncertainty	Implicit		Spatial		Temporal	
			Explicit	Implicit						Partial	Total	Partial	Total	Duration	Partial
Black video	<i>InternVL2</i>	0.37	0.41	0.43	0.60	0.30	0.68	0.43	0.08	0.21	0.23	0.36	0.25	0.55	0.25
	<i>Llava-Next-Video</i>	0.27	0.40	0.47	0.47	0.30	0.40	0.33	0.51	0.21	0.12	0.16	0.04	0.12	0.16
	<i>Llava-oneVision</i>	0.40	0.60	0.73	0.68	0.29	0.60	0.60	0.28	0.26	0.24	0.36	0.18	0.37	0.23
	<i>Qwen-2.5-VL</i>	0.35	0.35	0.37	0.69	0.08	0.54	0.74	0.23	0.24	0.19	0.30	0.19	0.41	0.20
1-Frame	<i>InternVL2</i>	0.44	0.48	0.67	0.65	0.21	0.65	0.60	0.10	0.33	0.38	0.39	0.47	0.53	0.35
	<i>Llava-Next-Video</i>	0.32	0.24	0.36	0.56	0.20	0.46	0.60	0.29	0.18	0.32	0.24	0.27	0.20	0.19
	<i>Llava-oneVision</i>	0.50	0.56	0.62	0.78	0.15	0.66	0.74	0.37	0.39	0.54	0.39	0.51	0.54	0.33
	<i>Qwen-2.5-VL</i>	0.51	0.50	0.62	0.76	0.32	0.60	0.79	0.40	0.35	0.50	0.38	0.53	0.55	0.38
32-Frames	<i>InternVL2</i>	0.49	0.50	0.58	0.68	0.28	0.64	0.62	0.11	0.45	0.48	0.47	0.51	0.57	0.46
	<i>Llava-Next-Video</i>	0.33	0.33	0.42	0.38	0.16	0.42	0.48	0.27	0.24	0.37	0.29	0.39	0.32	0.29
	<i>Llava-oneVision</i>	0.53	0.63	0.71	0.79	0.11	0.65	0.79	0.23	0.55	0.56	0.51	0.62	0.40	0.46
	<i>Qwen-2.5-VL</i>	0.61	0.68	0.75	0.80	0.43	0.60	0.85	0.55	0.55	0.60	0.50	0.70	0.54	0.53

Table 12: Open-ended Visual Question Answering (Task 2): accuracy of correct answers with LLM-as-a-judge.

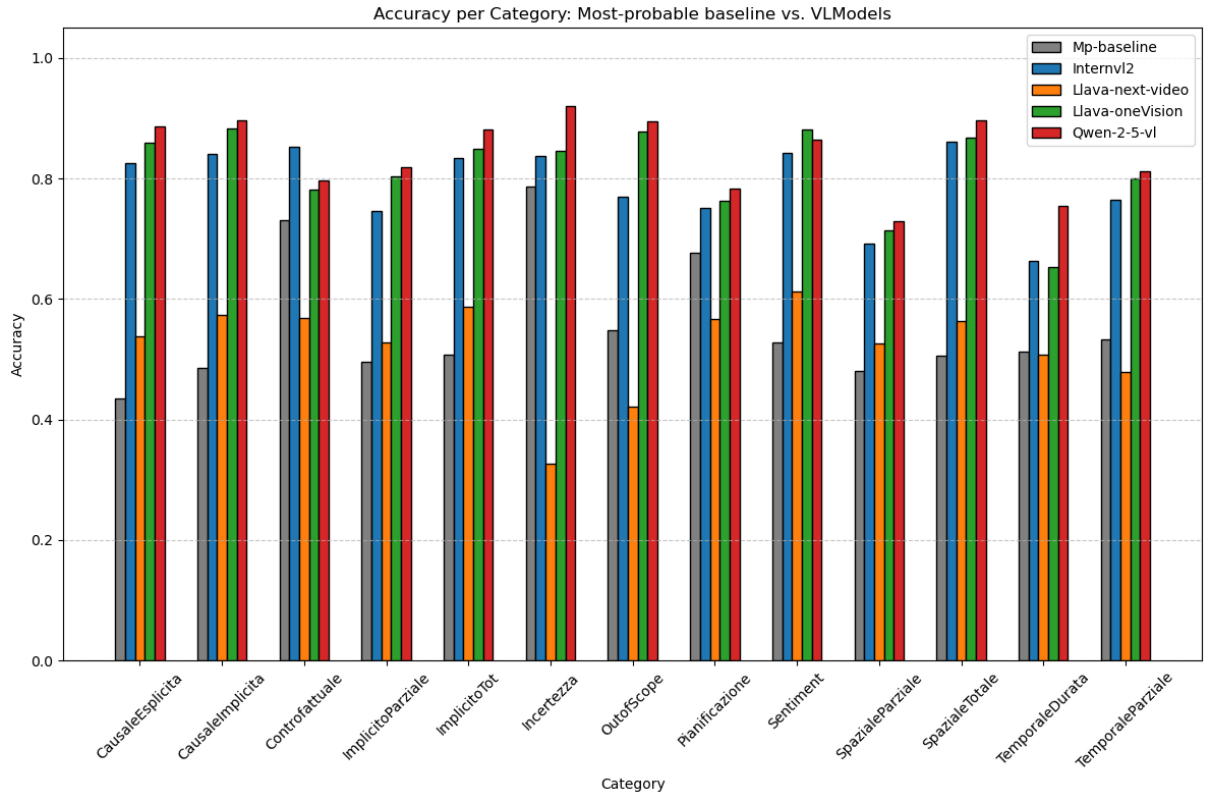


Figure 13: Accuracy of 4 VLMs compared with our most-probable baseline with reference to each category in MAIA

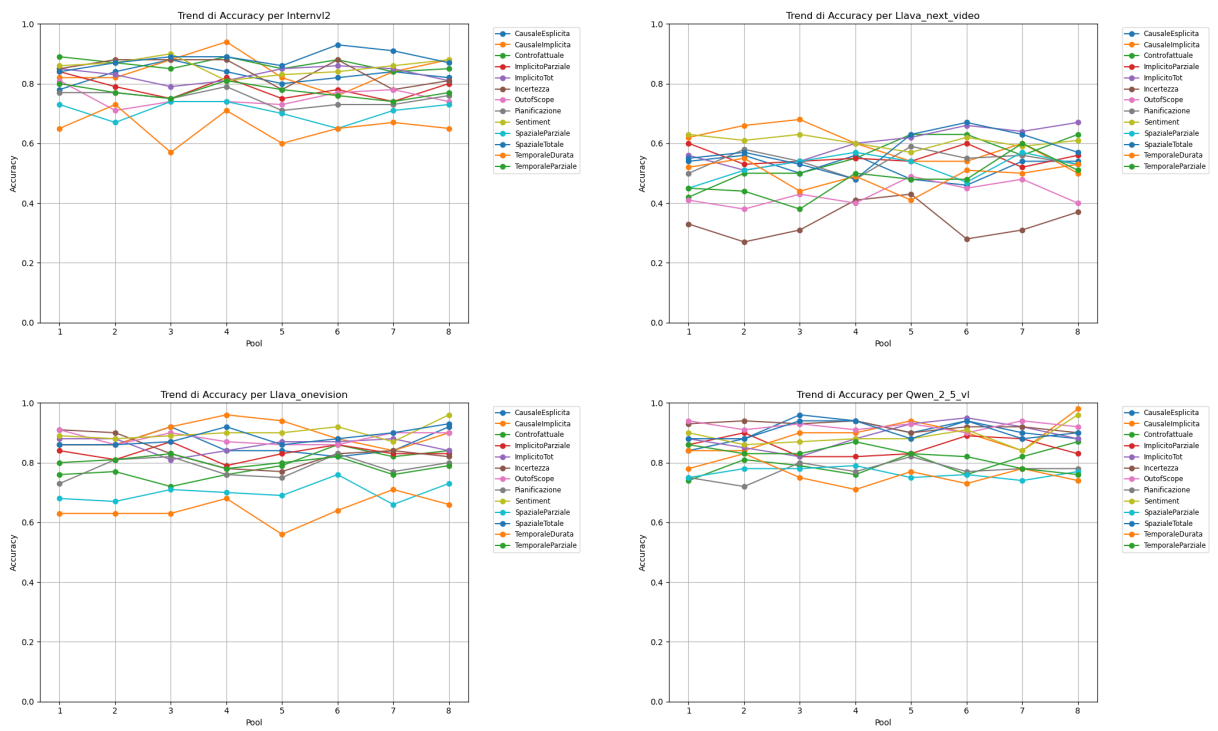


Figure 14: Performance trends of the four models. Each plot shows the accuracy trend as a function of the 8 different pools.