

LightFC-X: Lightweight Convolutional Tracker for RGB-X Tracking

Yunfeng Li

Bo Wang

Ye Li

Abstract

Despite great progress in multimodal tracking, these trackers remain too heavy and expensive for resource-constrained devices. To alleviate this problem, we propose *LightFC-X*, a family of lightweight convolutional RGB-X trackers that explores a unified convolutional architecture for lightweight multimodal tracking. Our core idea is to achieve lightweight cross-modal modeling and joint refinement of the multimodal features and the spatiotemporal appearance features of the target. Specifically, we propose a novel efficient cross-attention module (ECAM) and a novel spatiotemporal template aggregation module (STAM). The ECAM achieves lightweight cross-modal interaction of template-search area integrated feature with only 0.08M parameters. The STAM enhances the model’s utilization of temporal information through module fine-tuning paradigm. Comprehensive experiments show that our *LightFC-X* achieves state-of-the-art performance and the optimal balance between parameters, performance, and speed. For example, *LightFC-T-ST* outperforms *CMD* by 4.3% and 5.7% in SR and PR on the *LasHeR* benchmark, which it achieves 2.6x reduction in parameters and 2.7x speedup. It runs in real-time on the CPU at a speed of 22 fps. The code is available at <https://github.com/LiYunfengLYF/LightFC-X>.

1. Introduction

Multimodal tracking uses a multimodal template to predict the target state in subsequent multimodal frames. It significantly improves the performance of visual trackers in challenging scenarios and has a wide range of potential applications [6, 17, 33, 62].

In recent years, with the introduction of Transformer, multimodal trackers have made significant progress. However, these trackers inevitably become heavy and expensive. Take RGB-T tracking as an example, some methods insert integration modules into ViT, such as TBSI [20] and CSTNet [32], their parameters and FLOPs are 202.0M and 144.0M, 82.5G and 74.7G, respectively. In addition, some methods like ViPT [71] and MPLT [40], they use the prompt

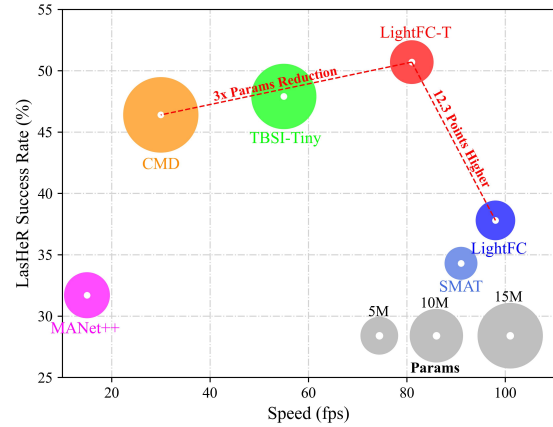


Figure 1. Comparisons with state-of-the-art lightweight RGB-T trackers in terms of success rate, speed and parameters on *LasHeR* [30] benchmark. The proposed *LightFC-T* is superior than *TBSI-Tiny* [20], *CMD* [68], and *MANet++* [39], while using much fewer parameters.

learning paradigm with only a few additional parameters, but their baseline *OSTrack* [60] still has 92.1M parameters and 43.0G FLOPs. Similar problems exist for RGB-D and RGB-E tracking. The parameters and FLOPs of these trackers limit their application on resource-constrained devices.

Although some MDNet trackers [14, 37, 61] achieve lightweight multimodal tracking, their speed and performance is insufficient. In addition, *CMD* [68] explores how to design a lightweight DCF tracker through knowledge distillation in RGB-T tracking. However, there still exists a performance gap between *CMD* [68] and high-performance trackers. Furthermore, in RGB-D and RGB-E tracking, lightweight multimodal trackers have not received sufficient attention, resulting in challenges for the perception modules of many small intelligent vehicles (such as UAVs, etc.) to benefit from multimodal tracking.

To alleviate this problem, we aim to explore an efficient RGB-X tracker family using a unified tracking framework. A unified model will also facilitate the development of specific computing devices for acceleration. Therefore, the key

issues are how to select an appropriate framework and how to achieve efficient cross-modal feature modeling.

For the first point, we first analyze the lightweight visual trackers of the last two years. With similar performance, LiteTrack-B4 [51] has 26.19M parameters and 6.78G FLOPs, which is 4.7x and 2.7x more than those of LightFC-vit [34], which has 5.50M parameters and 2.48G FLOPs. In addition, the operator optimization of convolution is sufficient, and most edge devices do not limit the inference efficiency of lightweight models. Although Transformer trackers display high speed on Nvidia edge devices, their speed may reduce on some embedded devices that lack attention operator optimization but are cheaper. Therefore, we adopt the convolutional framework of LightFC [34] as our baseline.

For the second point, considering that the dimension of the lightweight features is small, the insertion of cross-modal feature interaction module does not significantly increase the model parameters. Moreover, some trackers [20, 32] show the benefits of inserting feature integration modules for cross-modal feature interaction. Therefore, we adopt the module insertion paradigm for cross-modal feature interaction.

In this work, we propose a family of lightweight RGB-X (Thermal, Depth, Event, and Sonar) trackers called LightFC-X. It includes a novel efficient cross-attention module (ECAM) and a novel spatiotemporal template aggregation module (STAM). The ECAM module takes the original multimodal features as Q, K, and V matrices, computes lightweight cross-modal cross-attention, and then performs joint spatial and channel integration on the multimodal features. The STAM module uses the first template as a fixed template and extracts dynamic templates in tracking, performing similar processing on the two templates as described above. For training, we first train the model with the ECAM module while omitting the STAM module to achieve spatial feature discrimination. Then, we freeze the parameters of the model and finetune the STAM module to model the spatiotemporal representation of the target.

Comprehensive experiments show that the proposed LightFC-X achieves state-of-the-art performance and an optimal balance between parameters, performance, and speed among current lightweight trackers. For example, for RGB-T tracking, LightFC-T and LightFC-T-ST surpass CMD [68] by 4.8% and 5.7% in PR, 3.7% and 4.3% in SR on the LasHeR [30], while using 3x and 2.6x fewer parameters, respectively, and running 2.7x faster. In the DepthTrack [57] and VisEvent [50] benchmarks, LightFC-D-ST and LightFC-E-ST achieve similar performance to OTrack [60] while using 12x fewer parameters. Moreover, LightFC-X achieves real-time performance on a CPU at a speed of 22 *fps*.

The contributions of our work are as follows:

(1) We propose a novel efficient cross-attention module (ECAM) with only 0.08M parameters. It achieves efficient cross-modal feature interaction and multimodal feature refinement.

(2) We propose a novel spatiotemporal template aggregation module (STAM). It achieves a fast transition from a spatial model to a spatiotemporal model through module fine-tuning paradigm.

(3) We propose LightFC-X, a family of lightweight RGB-X trackers. Comprehensive experiments demonstrate that LightFC-X achieves state-of-the-art performance on several multimodal tracking benchmarks.

2. Related Work

2.1. Lightweight Visual Object Tracking

LightTrack [51] uses Neural Architecture Search (NAS) technology to design a lightweight convolutional tracker. E.T.Track [3] proposes an exemplar Transformer module for efficient tracking. FEAR [4] proposes a hand-designed lightweight convolutional model and introduces a dual template update mechanism. MixFormerV2-S [9] proposes a one-stream Transformer framework based on knowledge distillation. HiT [21] integrates the high-level semantics of the target features into the low-level features level by level in the Transformer model for achieving better features. SMAT [15] proposes a separable mixed attention Transformer and an efficient self-attention module for lightweight tracking. LightFC [34] explores the benefits of feature refinement for template-search area interacted feature and proposes a reparameterized prediction head. LiteTrack [51] proposes a Transformer-based asynchronous feature extraction and interaction model. Although these methods are efficient, most of them are Transformer-based trackers, which inevitably increases their parameters. In this work, to achieve an optimal balance between parameters, FLOPs, performance, and speed, we adopt a convolutional architecture and we focus on making it more efficient.

2.2. Lightweight Multimodal Tracking

Some MDNet trackers for RGB-T tracking have fewer parameters, such as MANet [37] has 7.28M parameters, DAFNet [14] has 5.50M parameters, and MANet++ [39] has 7.38M parameters. However, shallow feature extraction networks limit the model's use of deep discriminative features. CMD [68] proposes a feature distillation module to facilitate a shallow network to learn multimodal feature representations of targets. TBSI [20] provides a lightweight version, TBSI-Tiny, which inserts template search area bridging modules into ViT-Tiny. In addition, USTrack [53] and FTOS [41] achieve high-speed GPU operation through knowledge distillation. For other multimodal tracking, very few lightweight trackers are currently publicly reported. In

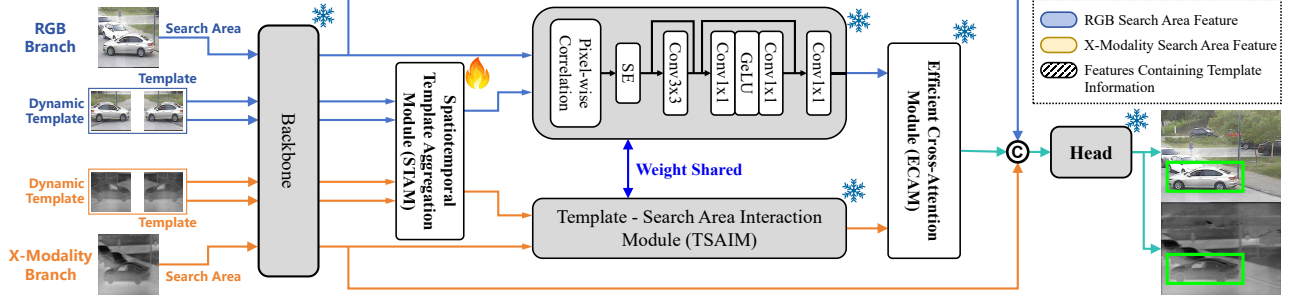


Figure 2. The overall framework of LightFC-X. It first obtains a spatiotemporal template feature of the target by aggregating the template and the dynamic template features. It then uses the TSAIM module to obtain two single-modality features. Our proposed ECAM module achieves lightweight interaction of template-search area integrated features. The cross-modal integrated feature is concatenated with the search area features from the two modalities and subsequently fed into the prediction head. During training, we first train the model that includes the ECAM module but excludes the STAM module. Afterward, we freeze the model and finetune the STAM module.

this work, compared with these efficient multimodal trackers, LightFC-X not only achieves state-of-the-art performance but also achieves the optimal balance between parameters, performance, FLOPs, and speed.

2.3. Spatiotemporal Template update

UpdateNet [64] proposes a convolutional template update network to achieve optimal template estimation for SiamFC [1]. LTMU [10] proposes a meta-updater to determine the conditions for template update. TCTrack [5] proposes temporally adaptive convolution and Transformer modules. Stark-ST [56] proposes a dynamic template usage and updating method within the Transformer framework. ODTrack [70] models spatiotemporal information using continuously propagating trajectory tokens. AQA-Track [55] uses an auto-regressive query to learn the spatiotemporal features of the target across successive frames. TATrack [48] proposes a spatiotemporal two-stream structure and online template-update method. However, these methods are developed for large trackers and are difficult to apply to lightweight trackers. FEAR [4] proposes a template update method for lightweight trackers. However, this method utilizes linear interpolation for naive template updates. In this work, we use cross-attention to model the spatial feature associations between fixed and dynamic templates to achieve deep exploitation of temporal appearance features.

3. Method

The overall framework is shown in Fig. 2. First, we discuss the framework of LightFC-X (T for thermal, D for depth, E for event, and S for sonar). Then, we present the proposed ECAM module and the STAM module. Finally, we introduce the prediction head and the training loss.

3.1. Lightweight MultiModal Tracking framework

We select LightFC [34] as our baseline to better balance parameters, performance, FLOPs, and speed. The modal of LightFC-S is slightly different due to the spatial misalignment of RGB-Sonar tracking, which we will discuss it separately. The inputs of our method are the RGB and X modalities (Thermal, Depth, Event, and Sonar) template images represented as $z_r, z_x \in R^{H_z \times W_z \times 3}$ and the search area images are represented as $x_r, x_x \in R^{H_x \times W_x \times 3}$. We first use the backbone [52] to extract features and represent them as $Z_r, Z_x \in R^{C \times H_z^f \times W_z^f}$ and $X_r, X_x \in R^{C \times H_x^f \times W_x^f}$, where $C = 160$ is the channels. $H_z^f = H_z/s$, $H_x^f = H_x/s$, where $s = 16$ is the stride. During tracking, we use the proposed STAM module to aggregate the spatiotemporal feature of the target. The process is represented as $Z_{rt} = \phi(Z_r^1, Z_r^i)$. Similarly, we obtain $Z_{xt} = \phi(Z_x^1, Z_x^i)$.

First, we model the relationship between the template and the search area in different modalities, represented as:

$$A_r = Z_{rt}^T X_r, A_x = Z_{xt}^T X_x \quad (1)$$

Then, we follow the framework of LightFC [34] to refine the features. The refined features are represented as $X_r^{ts}, X_x^{ts} \in R^{C_a \times H_x^f \times W_x^f}$, where $C_a = 96$.

The proposed efficient cross-attention module (ECAM) is represented as $X_{rx}^{st} = f(X_r^{ts}, X_x^{ts})$, where X_{rx}^{st} denotes the cross-modal integrated feature. Then, we concatenate X_{rx}^{st}, X_r , and X_x to supplement the original semantic lost during the fusion, represented as:

$$X_{rx}^{fusion} = [X_{rx}^{st}, X_r; X_x] \in R^{(2C+C_a) \times H_x^f \times W_x^f} \quad (2)$$

where X_{rx}^{fusion} is fed into the prediction head.

In RGB-Sonar (RGB-S) tracking, since the target is spatially misaligned in the RGB image and the sonar image [33], we need to adjust the framework. The ECAM module for

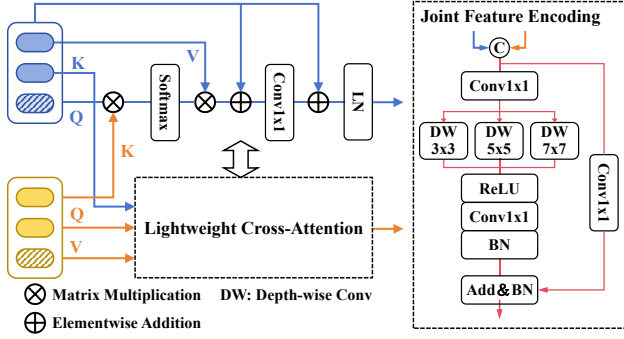


Figure 3. Illustration of our proposed ECAM module. It contains a lightweight cross-attention layer and a joint feature encoding module.

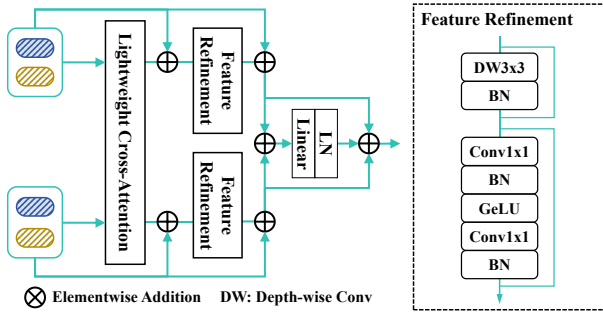


Figure 4. Illustration of our proposed STAM module. It contains a lightweight cross-attention layer, two feature refinement modules, and a linear transformation layer.

RGB-S tracking is denoted as $X_r^{xst}, X_x^{rst} = f'(X_r^{ts}, X_x^{ts})$. Similarly, the feature concatenation is represented as:

$$X_i^{fusion} = [X_i^{ist}, X_i] \in R^{C+C_a}, i \in (r, x) \quad (3)$$

where $X_i^{fusion}, i \in (r, x)$ are input into the RGB prediction head and the sonar prediction head to predict the state of the target in two modalities, respectively.

3.2. Efficient Cross-Attention Module

As shown in Fig. 3, our proposed efficient cross-attention module (ECAM) consists of a lightweight cross-attention layer and a joint feature encoding module. We insert the ECAM module between the template-search area feature interaction module and the prediction head.

Lightweight Cross-Modal Integration. We first convert the features X_r^{ts}, X_x^{ts} into tokens $X'_r, X'_x \in R^{N \times C_a}$, where $N = H_x^f W_x^f$. Then, we use an lightweight spatial cross-attention directly to the features, represented as:

$$\begin{aligned} X_r^{crs} &= \text{Softmax}\left(\frac{Q_r K_x^T}{\sqrt{C}}\right) V_r = \text{Softmax}\left(\frac{X'_r X'_x{}^T}{\sqrt{C}}\right) X'_r \\ X_x^{crs} &= \text{Softmax}\left(\frac{Q_x K_r^T}{\sqrt{C}}\right) V_x = \text{Softmax}\left(\frac{X'_x X'_r{}^T}{\sqrt{C}}\right) X'_x \end{aligned} \quad (4)$$

where Q, K, V are the Query, Key, and Value matrices. $Q_x K_r^T \in R^{1 \times N \times N}$.

We use residual concatenation to complement the original semantic information of the target, represented as:

$$X_r^{cross} = X'_r + X_r^{crs}, X_x^{cross} = X'_x + X_x^{crs} \quad (5)$$

We then perform channel fusion on the features and use residual concatenation to supplement the original semantic, represented as:

$$X_i^{eca} = \text{LN}^i(X'_i + \text{Conv}_{1 \times 1}^i(X_i^{res})) \quad (6)$$

where $i \in \{r, x\}$. Different superscripts indicate that they are independent layers.

Joint Feature Encoding. We use a joint feature encoding module to refine the features. First, we concatenate the multimodal features X_r^{eca} and X_x^{eca} to achieve joint encoding of the RGB modality and the X modality features, represented as $X_{rx}^{cat} = [X_r^{eca}, X_x^{eca}] \in R^{N \times 2C}$.

Then we downsample the features using a 1x1 convolutional layer, represented as:

$$X_{rx}^{down} = \text{Conv}_{1 \times 1}^{down}(X_{rx}^{cat}) \in R^{N \times C} \quad (7)$$

To improve the spatial representation of the target, we further perform a multi-level spatial aggregation as:

$$X_{rx}^{space} = \sum_{k \in \{3, 5, 7\}} \text{DWConv}_{k \times k}(X_{rx}^{space}) \quad (8)$$

To improve the nonlinearity of the model, we introduce the ReLU function to integrate the channel features as:

$$X_{rx}^{act} = \text{BN}(\text{Conv}_{1 \times 1}(\text{ReLU}(X_{rx}^{space}))) \quad (9)$$

Where $\text{Conv}_{1 \times 1}$ maps the feature from R^C to R^C , BN is the BatchNorm layer.

To complement the semantic information lost during encoding, we introduce downsampling and residual concatenation, represented as:

$$X_{rx}^{output} = \text{BN}(X_{rx}^{act} + \text{Conv}'_{1 \times 1}(X_{rx}^{cat})) \quad (10)$$

where X_{rx}^{output} is the output feature of the proposed ECAM module. $\text{Conv}'_{1 \times 1}$ is an unbiased convolutional layer.

For RGB-S tracking, we use two joint feature encoding modules to learn the refinement of the RGB feature and the sonar feature, respectively. Accordingly, the process is:

$$X_r^{out} = \text{JFE}_r(X_r^{eca}), X_x^{out} = \text{JFE}_x(X_x^{eca}) \quad (11)$$

where JFE represents the joint feature encoding module.

3.3. Spatiotemporal Template Aggregation Module

Our proposed spatiotemporal template aggregation module (STAM) includes a lightweight cross-attention layer, a feature integration module, and a linear transformation layer, as shown in Fig. 4.

Spatiotemporal Feature Interaction. The initial frame target template, considered as a fixed template is denoted as Z_r^1 , and during tracking, the dynamic appearance template is denoted as Z_r^i .

$$Z_{rt}^1, Z_{rt}^i = \text{CrossAttn}(Z_r^1, Z_r^i) \quad (12)$$

where CrossAttn is the lightweight cross-attention above.

Feature Refinement. We then integrate the two template features using two decoupled spatial and channel enhancement layers, respectively. Since the feature processing is identical for both templates, we only show one of them. First, we model the local spatial relationships as:

$$Z_{rt}^{is} = \text{DWConv}_{33}(Z_{rt}^i) + Z_{rt}^i \quad (13)$$

Then, we perform nonlinear channel integration as:

$$Z_{rt}^{ic} = \text{Conv}_{11}^{\text{down}}(\text{GELU}(\text{Conv}_{11}^{\text{up}}(Z_{rt}^{is}))) + Z_{rt}^{is} \quad (14)$$

where $\text{Conv}_{11}^{\text{up}}$ maps the feature from R^C to R^{2C} , GELU represents the GeLU [18] function. Similarly, we get Z_{rt}^{1c} .

Linear Transformation. We then perform a joint linear transformation of Z_{rt}^{is} and Z_{rt}^{ic} , denoted as:

$$Z_{rt} = \text{LN}(\text{Linear}(Z_{rt}^{1c} + Z_{rt}^{ic}) + Z_{rt}^{1c} + Z_{rt}^{ic}) \quad (15)$$

where Z_{rt} is the output feature of the STAM module.

Module Fine-Tuning. During training, the joint training of the STAM module and tracker’s model relies on the ability to discriminate based features from a dual-mode combination. However, due to the discrimination limitations of the lightweight model, this optimal discrimination during training may become suboptimal when tracking is disturbed. Therefore, we adopt a fine-tuning paradigm to freeze the tracker’s model and train only the STAM module. This maintains the model’s adaptability to individual template feature and enhances its ability to discriminate continuous changes in target appearance by incorporating additional temporal information.

3.4. Head and Loss

Following the design of LightFC [34], rep-center-head is adopted as our prediction head. For RGB-T, RGB-D, RGB-E tracking, we use only one prediction head. For RGB-S tracking, we use two prediction heads that have the same structure but do not share parameters.

We use the weighted focal loss [27] and the GIoU loss [46] to train the classification branch and the box regression branch, respectively. The total training loss is:

$$L_{\text{total}} = L_{\text{cls}} + \lambda_{\text{iou}} L_{\text{iou}} + \lambda_{l_1} L_1 \quad (16)$$

where $\lambda_{\text{iou}} = 2$ and $\lambda_{l_1} = 5$.

4. Experiments

4.1. Implementation Details

The training set includes DepthTrack [57] for RGB-D tracking, LasHeR [30] for RGB-T tracking, and VisEvent [50] for RGB-E tracking. In addition, we follow [33] to train our LightFC-S using the LaSOT [13], GOT10K [19], TrackingNet [43], COCO [35], and SarDet [31] datasets. The training platform consists of two NVIDIA RTX A6000 GPUs. The training consists of two phases. In the first phase we train the LightFC-X model without the STAM module. The training takes 45 epochs with a global batch size of 64. Each epoch contains 60k pairs of samples. The AdamW [38] optimizer is used with a weight decay of 10^{-4} . The learning rate is set to 2×10^{-4} and decreased by 10 times after 10 epochs. In the second phase, we freeze all parameters of LightFC-X and train only the STAM module. The number of epochs is 15. All other training parameters are unchanged. The template update interval and the update confidence threshold of the tracking pipeline are uniformly set to 400 and 0.7 for multimodal tracking benchmarks.

4.2. Evaluation Datasets and Metrics

Our test set includes LasHeR [30], RGBT234 [29], and GTOT [28] for RGB-Thermal tracking; DepthTrack [57] and VOT-RGBD2022 [26] for RGB-Depth tracking; VisEvent [50] for RGB-Event tracking; RGB50 [33] for RGB-Sonar tracking.

We evaluate our trackers using maximum precision rate (MPR) and maximum success rate (MSR) for GTOT [28] and RGBT234 [29], precision rate (PR) and success rate (SR) for LasHeR [30] and VisEvent [50], F1 Score (F-Score), precision (Pr), and recall (Re) for DepthTrack [57], expected average overlap (EAO), accuracy (A), and recall (R) for VOT-RGBD2022 [26], and RGB50 [33] with SR, PR, and normalized precision rate (NPR).

4.3. Comparison with the state-of-the-art

DepthTrack. DepthTrack [57] is a large-scale RGB-D tracking benchmark with 50 test sequences. As shown in Tab. 1, LightFC-D surpasses DDiMP [24] by 1.5% and 6.8% in F-Score and Pr, respectively. The F-score and Pr of LightFC-D-N3-ST are 53.8% and 55.7%, being 0.9% and 2.1% higher than OSTRack [60], while using 11.9x fewer parameters (7.76 v.s. 92.18 M). Moreover, it achieves a gain of 9.8% and 10.7% in F-Score and Pr over the baseline LightFC [34]. Overall, LightFC-D, LightFC-D-N3, and LightFC-D-N3-ST achieve state-of-the-art performance in lightweight RGB-D tracking.

VOT-RGBD2022. VOT-RGBD2022 [26] is a challenging short-term benchmark containing 127 test sequences. The results are shown in Tab. 2. LightFC-D-N3 achieves similar performance to KeepTrack [42]. In addition, it out-

	non-lightweight									lightweight					
	CA3DMS [36]	SiamM_Ds [23]	Siam_LTD [24]	TSDM [69]	DAL [45]	LTDSed [23]	ATCAIS [24]	DDiMP [24]	OSTrack [60]	HiT-Small [21]	LightFC [34]	LiteTrack [51]	LightFC-D- N3	LightFC-D- N3-ST	LightFC-D- N3-ST
F	0.223	0.336	0.376	0.384	0.429	0.405	0.476	0.485	0.529	0.340	0.440	0.459	0.500	0.517	0.538
Pr	0.218	0.264	0.342	0.393	0.512	0.382	0.455	0.469	0.536	0.333	0.450	0.452	0.537	0.558	0.557
Re	0.228	0.463	0.418	0.376	0.369	0.430	0.500	0.503	0.522	0.348	0.430	0.467	0.468	0.481	0.520

Table 1. Overall performance on DepthTrack [57].

	non-lightweight									lightweight					
	ATOM [11]	DiMP [2]	ATCAIS [24]	DRefine [25]	KeepTrack [42]	DMTrack [26]	ProTrack [59]	DeT [58]	OSTrack [60]	HiT-Small [21]	LightFC [34]	LiteTrack [51]	LightFC-D- N3	LightFC-D- N3-ST	LightFC-D- N3-ST
EAO	0.505	0.543	0.559	0.592	0.606	0.658	0.651	0.657	0.676	0.446	0.582	0.576	0.587	0.603	0.605
A	0.698	0.703	0.761	0.775	0.753	0.758	0.801	0.760	0.803	0.705	0.776	0.768	0.757	0.760	0.760
R	0.688	0.731	0.739	0.760	0.797	0.851	0.802	0.845	0.833	0.589	0.728	0.714	0.743	0.757	0.778

Table 2. Overall performance on VOT-RGBD2022 [26].

Methods	Year	GTOT [28]		RGBT234 [29]		LasHeR [30]			FPS	Params
		MPR	MSR	MPR	MSR	PR	NPR	SR		
MANet [37]	2019	89.4	72.4	77.7	53.9	45.7	40.8	33.0	1	7.28M
DAFNet [14]	2019	89.1	71.6	79.6	54.4	44.9	39.0	31.1	14	5.50M
mfDiMP [63]	2019	87.7	73.1	82.4	58.3	58.3	54.2	45.6	22	175.82M
MACNet [61]	2020	88.0	71.4	79.0	55.4	48.3	42.3	35.2	1	14.86M
FANet [72]	2021	90.1	72.1	79.4	53.9	48.2	42.5	34.3	12	38.44M
SiamCDA [67]	2021	87.7	73.2	76.0	56.9	-	-	-	24	107.90M
MANet++ [39]	2021	88.2	70.7	80.0	55.4	46.7	40.8	31.7	15	7.38M
ADNet [65]	2021	90.4	73.9	80.9	57.1	-	-	-	15	68.50M
MFGNet [49]	2022	88.9	70.7	78.3	53.5	-	-	-	3	8.09M
APFNet [54]	2022	90.5	73.9	82.7	57.9	50.0	-	36.2	-	15.01M
MFNet [66]	2022	90.7	73.5	84.4	60.1	59.7	55.4	46.7	18	81.01M
CMD [68]	2023	89.2	73.4	82.4	58.4	59.0	54.6	46.4	30	19.90M
TBSI-Tiny [20]	2023	-	-	-	-	61.7	57.8	48.9	21	14.90M
HiT-Tiny [21]	2023	49.8	44.1	47.6	35.6	29.8	26.1	26.7	170	9.59M
HiT-Small [21]	2023	59.7	51.2	57.9	42.9	36.7	33.0	31.0	159	11.03M
SMAT [15]	2024	70.9	58.7	64.8	48.2	41.7	38.1	34.3	91	15.30M
LiteTrack [51]	2024	71.6	59.5	65.5	48.9	45.7	42.1	37.1	226	26.18M
LightFC [34]	2024	67.7	54.2	71.9	51.8	48.6	43.8	37.8	98	5.50M
LightFC-T	-	88.2	71.1	83.2	60.3	63.8	59.9	50.1	81	6.68M
LightFC-T-ST	-	88.7	71.4	83.4	60.3	64.7	60.8	50.7	81	7.61M

Table 3. Overall performance on GTOT [28], RGBT234 [29], and LasHeR [30]. The best two results are shown in red and blue fonts. Consistent with CMD [68], we test the speed of the trackers on the GTX1080Ti GPU.

performs LiteTrack [51] by 2.9% and 6.4% in the EAO and R, respectively. In general, LightFC-D-N3-ST achieves competitive performance.

LasHeR. LasHeR [30] is a large-scale RGB-T tracking benchmark that comprises 245 test sequences. As shown in Tab. 3, LightFC-T achieves superior performance compared to existing efficient RGB-T trackers. For example, LightFC-T outperforms CMD [68] by 3.7% and 4.8% in SR and PR, respectively, while using nearly 3x fewer parameters (6.68 v.s. 19.90 M) and running 2.7x faster (81 v.s. 30 *fps*) respectively. Compared to MANet++ [39], which has a similar number of parameters, LightFC-T surpasses it by 18.4% in SR and 17.1% in PR, while running 5.4x

	Params	Type	RGB			Sonar		
			SR	PR	NPR	SR	PR	NPR
SiamCAR [16]	51.38M	RGB	22.0	19.0	24.5	36.9	64.0	45.6
SiamBAN [8]	53.93M	RGB	30.8	31.5	33.9	41.6	65.8	51.6
TransT [7]	18.54M	RGB	28.0	29.0	31.9	42.9	65.1	50.5
Stark-S50 [56]	28.10M	RGB	35.0	35.8	40.0	40.2	60.5	50.1
Stark-ST50 [56]	28.23M	RGB	35.2	35.4	39.4	41.1	62.3	51.4
TransT-SLT [22]	18.54M	RGB	27.9	28.9	31.7	42.9	65.1	50.5
OSTrack256 [60]	92.12M	RGB	69.3	73.5	75.9	40.9	54.6	51.6
SCANet [33]	112.77M	RGBS	71.2	75.6	78.0	50.3	66.2	62.1
HiT-Tiny [21]	9.59M	RGB	27.6	25.6	35.3	25.7	36.1	39.9
HiT-Small [21]	11.03M	RGB	30.8	28.2	37.2	36.7	54.7	48.6
LightFC [34]	5.50M	RGB	56.2	58.7	61.4	22.2	28.1	26.4
LightFC-S	10.40M	RGBS	58.6	59.6	65.0	39.5	58.3	52.0

Table 4. Overall performance on RGBS50 [33].

faster (81 v.s. 15 *fps*). Compared to LightFC [34], LightFC-T outperforms it by 12.3% and 15.2% in SR and PR, respectively. Overall, LightFC-T and LightFC-T-ST achieve state-of-the-art performance among lightweight trackers for RGB-T tracking.

RGBT234. RGBT234 [29] is a large RGB-T tracking benchmark that contains 234 test sequences. As shown in Tab. 3, the MPR and MSR of LightFC-T-ST are 1.0% and 1.9% higher than those of CMD [68], respectively. Additionally, the MSR of LightFC-T-ST is comparable to MFNet [66], while using 10.6x fewer parameters (7.61 v.s. 81.01 M) and running 4.5x faster (81 v.s. 18 *fps*). In general, LightFC-T and LightFC-T-ST outperform other lightweight trackers in RGB-T tracking.

GTOT. GTOT [28] is a classic short-term RGB-T tracking benchmark comprising 50 sequences. Tab. 3 presents that LightFC-T achieves better MPR (88.2%) and MSR (71.1%), being 16.6% and 11.6% higher than those of LiteTrack-B4 [51], while using nearly 4x fewer parameters (6.68 v.s. 26.18 M). Overall, LightFC-T and LightFC-T-ST achieve competitive performance.

	non-lightweight									lightweight					
	SiamCAR	MDNet	StarkS50	PrDiMP	LTMU	ProTrack	TransT	SiamRCNN	OTrack	HiT-Tiny	HiT-Small	LightFC	LiteTrack	LightFC-E	LightFC-E-ST
	[16]	[44]	[56]	[12]	[10]	[59]	[7]	[47]	[60]	[21]	[21]	[34]	[51]		
SR	42.0	42.6	44.6	45.3	45.9	47.1	47.4	49.9	53.4	35.8	40.0	47.2	43.1	52.9	53.2
PR	59.9	66.1	61.2	64.4	65.5	63.2	65.0	65.9	69.5	45.8	51.9	62.9	55.4	68.7	69.1

Table 5. Overall performance on VisEvent test set [50].

	Params	PyTorch			Onnx			
		CPU	GPU1	GPU2	CPU	GPU1	GPU2	Xavier
LightFC-X	6.68M	22	34	169	28	45	178	51
LightFC-D-N3	6.91M	18	27	156	25	37	165	46
LightFC-S	10.40M	17	24	150	22	34	159	42

Table 6. Comparison of parameters and speed. The CPU is Intel I9-12900KF, the GPU1 is GTX1050Ti, the GPU2 is GTX3090Ti, and the Xavier is NVIDIA Jetson AGX Xavier.

		LasHeR [30]			VisEvent [50]	
		PR	NPR	SR	PR	SR
Baseline		48.6	43.8	37.8	62.9	47.2
ECAM	+ Cross Attention	38.4	36.8	29.7	41.4	30.3
	+ Conv1x1 Integration	55.3	52.1	43.5	55.9	41.2
	+ Spatial Aggregation	58.3	54.9	46.0	62.1	44.6
	+ Channel Aggregation	58.9	55.3	46.5	64.4	47.1
	+ Residual Connection	58.6	55.4	46.0	66.0	48.1
Framework	+ Feature Concatenation	63.8	59.9	50.1	68.7	52.9
STAM	+ Cross-Attention	63.9	60.3	50.4	68.3	52.1
	+ Feature Integration	64.4	60.5	50.5	68.6	52.9
	+ Linear Layer	64.7	60.8	50.7	69.1	53.2

Table 7. Ablation of our proposed LightFC-X.

	Params	FPS	DepthTrack [57]			LasHeR [30]			VisEvent [50]	
			F	Pr	Re	PR	NPR	SR	PR	SR
+0x ECAM	6.60M	178	47.9	51.9	44.5	60.0	56.1	46.8	67.5	51.1
+1x ECAM	6.68M	169	49.3	57.2	43.3	63.8	59.9	50.1	69.1	53.2
+2x ECAM	6.75M	163	47.6	53.5	42.8	60.2	56.4	47.2	67.7	52.2
+3x ECAM	6.83M	156	51.7	55.8	48.1	60.2	56.7	47.5	68.1	52.5
+4x ECAM	6.91M	153	51.3	55.6	49.3	58.2	54.9	46.4	67.5	51.2

Table 8. Ablation of different number of the ECAM module.

VisEvent. VisEvent [50] is a large-scale RGB-E tracking benchmark comprising 323 test sequences. As shown in Tab. 5, LightFC-E achieves better SR (52.9%) and PR (68.7%), being 3.0% and 2.8% higher than those of SiamRCNN [47]. LightFC-E-ST achieves performance close to that of OTrack [60], while using 13.8x fewer parameters (6.68 v.s. 92.18 M). Overall, LightFC-E and LightFC-E-ST demonstrate state-of-the-art performance for lightweight RGB-E tracking.

RGBS50. RGBS50 [33] is a classic RGB-Sonar tracking benchmark comprising 50 sequences. As shown in Tab. 4, for RGB sequences, LightFC-S outperforms LightFC [34] by 2.4% and 3.6% in SR and NPR. For sonar sequences, compared to LightFC [34], LightFC-S improves the SR and

PR by 17.3% and 30.2%, respectively. The results show the effectiveness of our method in spatially misaligned multi-modal tracking. Overall, LightFC-S achieves state-of-the-art performance in lightweight RGB-S tracking.

Params and FLOPs. Tab. 6 presents the speeds of the proposed trackers. On the resource-constrained GPU GTX1050Ti, LightFC-X, LightFC-D-N3, and LightFC-S run at 34, 27, and 24 *fps*, respectively. Before deployment, LightFC-X runs in real-time on the CPU Intel I9-12900KF at 22 *fps*. After deployment, LightFC-X, LightFC-D-N3, and LightFC-S all achieve real-time speed on the CPU. On the Xavier edge device, LightFC-X, LightFC-D-N3, and LightFC-S run at 51, 46, and 42 *fps*, respectively. Overall, the LightFC-X family shows significant potential for practical deployment.

4.4. Ablation Studies

Component Analysis. We evaluate the contribution of each component of the proposed modules. As shown in Tab. 7, each component of the ECAM and STAM modules contributes to the performance improvement. In particular, within the tracking framework, concatenating the original features from the search area with the output features of the ECAM module effectively complements the original semantic features of the target, thereby improving the performance of the prediction head.

Number of ECAM Modules. We evaluate the effect of inserting different numbers of ECAM modules on performance. As shown in Tab. 8, the ECAM module only has 0.08M parameters. LightFC-T and LightFC-E achieve the best performance when one ECAM module is inserted. For RGB-D tracking, performance is optimal when three ECAM modules are inserted. Excessive insertion of ECAM modules leads to a decline in model performance. Therefore, we present two versions for RGB-D tracking. LightFC-D shares the same structure as LightFC-T and LightFC-E. LightFC-D-N3 achieves superior performance with a slight increase in parameters.

Different Framework Variants. We explore different framework variants of our LightFC-X. As shown in Fig. 5, variant (a) aims to explore the cross-modal feature integration in the backbone. Variants (b-d) aim to explore cross-modal feature integration before the template-search area interaction. Variants (e-f) and LightFC-X aim to explore cross-modal feature integration after the template-

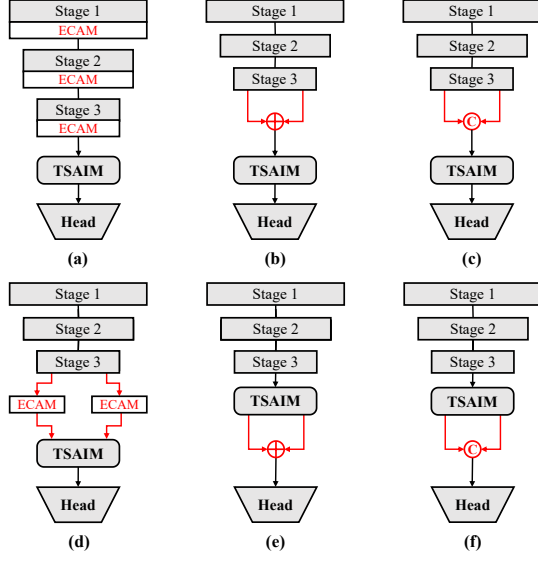


Figure 5. Different variants of LightFC-X. "TSAIM" denotes the template-search area interaction module. (a) Integrating multi-modal features in the Backbone. (b-d) Integrating multimodal features before TSAIM module. (e-f) Integrating multimodal features after TSAIM module.

	Params	FPS	DepthTrack [57]			LasHeR [30]			VisEvent [50]	
			F	Pr	Re	PR	NPR	SR	PR	SR
LightFC	5.50M	202	44.0	45.0	43.0	48.6	43.8	37.8	62.9	47.2
variant(a)	7.20M	145	43.3	45.1	41.7	56.6	53.4	45.4	66.8	51.3
variant(b)	6.60M	188	48.4	53.1	48.4	55.8	52.5	44.1	65.7	49.9
variant(c)	6.60M	189	48.8	55.1	43.8	59.8	56.3	47.4	65.8	50.0
variant(d)	6.80M	171	48.2	51.9	48.2	55.7	52.1	44.2	63.0	48.3
variant(e)	6.60M	180	47.9	51.9	44.5	57.3	53.8	45.3	67.7	51.4
variant(f)	7.27M	182	49.3	57.2	43.3	57.7	54.2	45.3	67.9	51.3
LightFC-X	6.68M	169	50.0	53.7	46.8	63.8	59.9	50.1	68.7	52.9

Table 9. Ablation of different variants of LightFC-X.

	Freeze	DepthTrack [57]			LasHeR [30]			VisEvent [50]	
		F	Pr	Re	PR	NPR	SR	PR	SR
STAM	✓	48.5	55.2	43.3	58.9	55.4	46.4	67.4	51.6
		53.8	55.7	52.0	64.7	60.8	50.7	69.1	53.2

Table 10. Ablation of different STAM module training paradigms.

search area interaction. The results are shown in Tab. 9, LightFC-X achieves state-of-the-art performance among all variants. This shows that cross-modal feature integration after template-search area interaction is more suitable for lightweight multimodal Siamese tracker.

Training paradigm of STAM module. We explore different training paradigms of our STAM module on LightFC-D-N3, LightFC-T, and LightFC-E. As shown in Tab. 10,

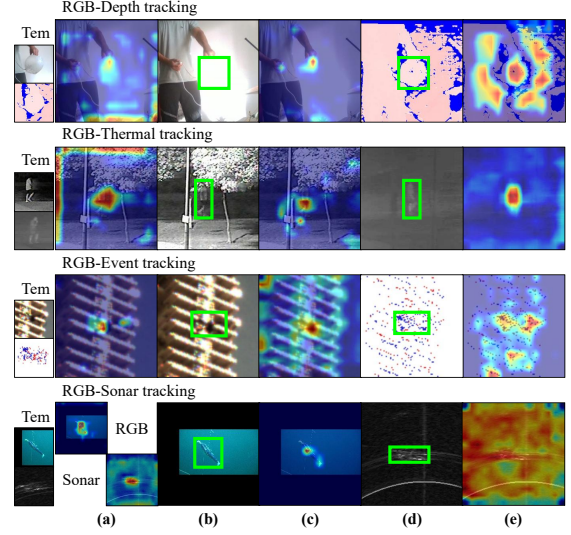


Figure 6. Visualization of LightFC-X heat maps. (a) Heat maps of cross-modal feature. (b) RGB modality search areas. (c) Heat maps of RGB feature. (d) X modality search areas. (e) Heat maps of X modality feature.

freezing the tracking model during the training of the STAM module effectively improves the tracking performance.

4.5. Visualization

To explore how our model works, we visualize the heat maps before and after cross-modal interaction in Fig. 6. Our method effectively improves feature discrimination in challenging multimodal tracking scenarios.

5. Conclusion

In this work, we present a lightweight RGB-X (Thermal, Depth, Event, and Sonar) tracker named LightFC-X, which achieves an optimal balance of parameters, performance, and speed. It includes two novel modules: an efficient cross-attention module (ECAM) and a spatio-temporal template aggregation module (STAM). The ECAM module achieves efficient spatial integration of cross-modal features. The STAM module achieves spatiotemporal aggregation of target appearance templates through module fine-tuning paradigm. Comprehensive experiments show that the proposed LightFC-X achieves state-of-the-art performance among lightweight trackers across several multimodal tracking benchmarks. We expect this work can attract more attention to lightweight multimodal tracking.

Limitations. Although the LightFC-X family achieves a unified lightweight framework, its use of spatiotemporal features remains deficient. With the emerging of sequence-training paradigms, we are interested in how to use the paradigm to enhance the use of spatiotemporal information by lightweight multimodal trackers.

References

- [1] Luca Bertinetto, Jack Valmadre, Joao F Henriques, Andrea Vedaldi, and Philip HS Torr. Fully-convolutional siamese networks for object tracking. In *Computer Vision–ECCV 2016 Workshops: Amsterdam, The Netherlands, October 8–10 and 15–16, 2016, Proceedings, Part II 14*, pages 850–865. Springer, 2016. 3
- [2] Goutam Bhat, Martin Danelljan, Luc Van Gool, and Radu Timofte. Learning discriminative model prediction for tracking. In *ICCV*, pages 6182–6191, 2019. 6
- [3] Philippe Blatter, Menelaos Kanakis, Martin Danelljan, and Luc Van Gool. Efficient visual tracking with exemplar transformers. In *Proceedings of the IEEE/CVF winter conference on applications of computer vision*, pages 1571–1581, 2023. 2
- [4] Vasyl Borsuk, Roman Vei, Orest Kupyn, Tetiana Martyniuk, Igor Krashenyi, and Jiří Matas. Fear: Fast, efficient, accurate and robust visual tracker. In *ECCV*, pages 644–663. Springer, 2022. 2, 3
- [5] Ziang Cao, Ziyuan Huang, Liang Pan, Shiwei Zhang, Ziwei Liu, and Changhong Fu. Tctrack: Temporal contexts for aerial tracking. In *CVPR*, pages 14798–14808, 2022. 3
- [6] Long Chen, Libo Sun, Teng Yang, Lei Fan, Kai Huang, and Zhe Xuanyuan. Rgb-t slam: A flexible slam framework by combining appearance and thermal information. In *2017 IEEE International Conference on Robotics and Automation (ICRA)*, pages 5682–5687. IEEE, 2017. 1
- [7] Xin Chen, Bin Yan, Jiawen Zhu, Dong Wang, Xiaoyun Yang, and Huchuan Lu. Transformer tracking. In *CVPR*, pages 8126–8135, 2021. 6, 7
- [8] Zedu Chen, Bineng Zhong, Guorong Li, Shengping Zhang, and Rongrong Ji. Siamese box adaptive network for visual tracking. In *CVPR*, pages 6668–6677, 2020. 6
- [9] Yutao Cui, Tianhui Song, Gangshan Wu, and Limin Wang. Mixformerv2: Efficient fully transformer tracking. *NeurIPS*, 36, 2024. 2
- [10] Kenan Dai, Yunhua Zhang, Dong Wang, Jianhua Li, Huchuan Lu, and Xiaoyun Yang. High-performance long-term tracking with meta-updater. In *CVPR*, pages 6298–6307, 2020. 3, 7
- [11] Martin Danelljan, Goutam Bhat, Fahad Shahbaz Khan, and Michael Felsberg. Atom: Accurate tracking by overlap maximization. In *CVPR*, pages 4660–4669, 2019. 6
- [12] Martin Danelljan, Luc Van Gool, and Radu Timofte. Probabilistic regression for visual tracking. In *CVPR*, pages 7183–7192, 2020. 7
- [13] Heng Fan, Liting Lin, Fan Yang, Peng Chu, Ge Deng, Sijia Yu, Hexin Bai, Yong Xu, Chunyuan Liao, and Haibin Ling. Lasot: A high-quality benchmark for large-scale single object tracking. In *CVPR*, pages 5374–5383, 2019. 5
- [14] Yuan Gao, Chenglong Li, Yabin Zhu, Jin Tang, Tao He, and Futian Wang. Deep adaptive fusion network for high performance rgbt tracking. In *ICCVW*, pages 0–0, 2019. 1, 2, 6
- [15] Goutam Yelluru Gopal and Maria A Amer. Separable self and mixed attentions transformers for efficient object tracking. In *Proceedings of the IEEE/CVF Winter Conference on Applications of Computer Vision*, pages 6708–6717, 2024. 2, 6
- [16] Dongyan Guo, Jun Wang, Ying Cui, Zhenhua Wang, and Shengyong Chen. Siamcar: Siamese fully convolutional classification and regression for visual tracking. In *CVPR*, pages 6269–6277, 2020. 6, 7
- [17] Botao He, Haojia Li, Siyuan Wu, Dong Wang, Zhiwei Zhang, Qianli Dong, Chao Xu, and Fei Gao. Fast-dynamic-vision: Detection and tracking dynamic objects with event and depth sensing. In *2021 IEEE/RSJ International Conference on Intelligent Robots and Systems (IROS)*, pages 3071–3078. IEEE, 2021. 1
- [18] Dan Hendrycks and Kevin Gimpel. Gaussian error linear units (gelus). *arXiv preprint arXiv:1606.08415*, 2016. 5
- [19] Lianghua Huang, Xin Zhao, and Kaiqi Huang. Got-10k: A large high-diversity benchmark for generic object tracking in the wild. *IEEE TPAMI*, 43(5):1562–1577, 2019. 5
- [20] Tianrui Hui, Zizheng Xun, Fengguang Peng, Junshi Huang, Xiaoming Wei, Xiaolin Wei, Jiao Dai, Jizhong Han, and Si Liu. Bridging search region interaction with template for rgb-t tracking. In *CVPR*, pages 13630–13639, 2023. 1, 2, 6
- [21] Ben Kang, Xin Chen, Dong Wang, Houwen Peng, and Huchuan Lu. Exploring lightweight hierarchical vision transformers for efficient visual tracking. In *ICCV*, pages 9612–9621, 2023. 2, 6, 7
- [22] Minji Kim, Seungkwan Lee, Jungseul Ok, Bohyung Han, and Minsu Cho. Towards sequence-level training for visual tracking. In *ECCV*, pages 534–551. Springer, 2022. 6
- [23] Matej Kristan, Jiri Matas, Ales Leonardis, Michael Felsberg, Roman Pflugfelder, Joni-Kristian Kamarainen, Luka Čehovin Zajc, Ondrej Drbohlav, Alan Lukežič, Amanda Berg, et al. The seventh visual object tracking vot2019 challenge results. In *ICCVW*, pages 0–0, 2019. 6
- [24] Matej Kristan, Aleš Leonardis, Jiří Matas, Michael Felsberg, Roman Pflugfelder, Joni-Kristian Kämäräinen, Martin Danelljan, Luka Čehovin Zajc, Alan Lukežič, Ondrej Drbohlav, et al. The eighth visual object tracking vot2020 challenge results. In *ECCVW*, pages 547–601. Springer, 2020. 5, 6
- [25] Matej Kristan, Jiří Matas, Aleš Leonardis, Michael Felsberg, Roman Pflugfelder, Joni-Kristian Kämäräinen, Hyung Jin Chang, Martin Danelljan, Luka Čehovin, Alan Lukežič, et al. The ninth visual object tracking vot2021 challenge results. In *ICCV*, pages 2711–2738, 2021. 6
- [26] Matej Kristan, Aleš Leonardis, Jiří Matas, Michael Felsberg, Roman Pflugfelder, Joni-Kristian Kämäräinen, Hyung Jin Chang, Martin Danelljan, Luka Čehovin Zajc, Alan Lukežič, et al. The tenth visual object tracking vot2022 challenge results. In *ECCV*, pages 431–460. Springer, 2022. 5, 6
- [27] Hei Law and Jia Deng. Cornernet: Detecting objects as paired keypoints. In *ECCV*, pages 734–750, 2018. 5
- [28] Chenglong Li, Hui Cheng, Shiyi Hu, Xiaobai Liu, Jin Tang, and Liang Lin. Learning collaborative sparse representation for grayscale-thermal tracking. *IEEE TIP*, 25(12):5743–5756, 2016. 5, 6
- [29] Chenglong Li, Xinyan Liang, Yijuan Lu, Nan Zhao, and Jin Tang. Rgb-t object tracking: Benchmark and baseline. *PR*, 96:106977, 2019. 5, 6

- [30] Chenglong Li, Wanlin Xue, Yaqing Jia, Zhichen Qu, Bin Luo, Jin Tang, and Dengdi Sun. Lasher: A large-scale high-diversity benchmark for rgbt tracking. *IEEE TIP*, 31:392–404, 2021. 1, 2, 5, 6, 7, 8
- [31] Yuxuan Li, Xiang Li, Weijie Li, Qibin Hou, Li Liu, Ming-Ming Cheng, and Jian Yang. Sardet-100k: Towards open-source benchmark and toolkit for large-scale sar object detection. *arXiv preprint arXiv:2403.06534*, 2024. 5
- [32] Yunfeng Li, Bo Wang, Ye Li, Zhiwen Yu, and Liang Wang. Transformer-based rgb-t tracking with channel and spatial feature fusion. *arXiv preprint arXiv:2405.03177*, 2024. 1, 2
- [33] Yunfeng Li, Bo Wang, Jiuran Sun, Xueyi Wu, and Ye Li. Rgb-sonar tracking benchmark and spatial cross-attention transformer tracker. *arXiv preprint arXiv:2406.07189*, 2024. 1, 3, 5, 6, 7
- [34] Yunfeng Li, Bo Wang, Xueyi Wu, Zhuoyan Liu, and Ye Li. Lightweight full-convolutional siamese tracker. *Knowledge-Based Systems*, 286:111439, 2024. 2, 3, 5, 6, 7
- [35] Tsung-Yi Lin, Michael Maire, Serge Belongie, James Hays, Pietro Perona, Deva Ramanan, Piotr Dollár, and C Lawrence Zitnick. Microsoft coco: Common objects in context. In *ECCV*, pages 740–755. Springer, 2014. 5
- [36] Ye Liu, Xiao-Yuan Jing, Jianhui Nie, Hao Gao, Jun Liu, and Guo-Ping Jiang. Context-aware three-dimensional mean-shift with occlusion handling for robust object tracking in rgb-d videos. *IEEE TMM*, 21(3):664–677, 2018. 6
- [37] Cheng Long Li, Andong Lu, Ai Hua Zheng, Zhengzheng Tu, and Jin Tang. Multi-adapter rgbt tracking. In *Proceedings of the IEEE/CVF international conference on computer vision workshops*, pages 0–0, 2019. 1, 2, 6
- [38] I Loshchilov. Decoupled weight decay regularization. *arXiv preprint arXiv:1711.05101*, 2017. 5
- [39] Andong Lu, Chenglong Li, Yuqing Yan, Jin Tang, and Bin Luo. Rgbt tracking via multi-adapter network with hierarchical divergence loss. *IEEE TIP*, 30:5613–5625, 2021. 1, 2, 6
- [40] Yang Luo, Xiqing Guo, Hui Feng, and Lei Ao. Rgb-t tracking via multi-modal mutual prompt learning. *arXiv preprint arXiv:2308.16386*, 2023. 1
- [41] Yang Luo, Xiqing Guo, and Hao Li. From two stream to one stream: Efficient rgb-t tracking via mutual prompt learning and knowledge distillation. *arXiv preprint arXiv:2403.16834*, 2024. 2
- [42] Christoph Mayer, Martin Danelljan, Danda Pani Paudel, and Luc Van Gool. Learning target candidate association to keep track of what not to track. In *ICCV*, pages 13444–13454, 2021. 5, 6
- [43] Matthias Muller, Adel Bibi, Silvio Giancola, Salman Alsubaihi, and Bernard Ghanem. Trackingnet: A large-scale dataset and benchmark for object tracking in the wild. In *ECCV*, pages 300–317, 2018. 5
- [44] Hyeonseob Nam and Bohyung Han. Learning multi-domain convolutional neural networks for visual tracking. In *CVPR*, pages 4293–4302, 2016. 7
- [45] Yanlin Qian, Song Yan, Alan Lukežič, Matej Kristan, Joni-Kristian Kämäräinen, and Jiří Matas. Dal: A deep depth-aware long-term tracker. In *2020 25th International conference on pattern recognition (ICPR)*, pages 7825–7832. IEEE, 2021. 6
- [46] Hamid Rezatofighi, Nathan Tsoi, JunYoung Gwak, Amir Sadeghian, Ian Reid, and Silvio Savarese. Generalized intersection over union: A metric and a loss for bounding box regression. In *CVPR*, pages 658–666, 2019. 5
- [47] Paul Voigtlaender, Jonathon Luiten, Philip HS Torr, and Bastian Leibe. Siam r-cnn: Visual tracking by re-detection. In *CVPR*, pages 6578–6588, 2020. 7
- [48] Hongyu Wang, Xiaotao Liu, Yifan Li, Meng Sun, Dian Yuan, and Jing Liu. Temporal adaptive rgbt tracking with modality prompt. In *AAAI*, pages 5436–5444, 2024. 3
- [49] Xiao Wang, Xiujun Shu, Shiliang Zhang, Bo Jiang, Yaowei Wang, Yonghong Tian, and Feng Wu. Mfgnet: Dynamic modality-aware filter generation for rgb-t tracking. *IEEE TMM*, 25:4335–4348, 2022. 6
- [50] Xiao Wang, Jianing Li, Lin Zhu, Zhipeng Zhang, Zhe Chen, Xin Li, Yaowei Wang, Yonghong Tian, and Feng Wu. Visevent: Reliable object tracking via collaboration of frame and event flows. *IEEE Transactions on Cybernetics*, 2023. 2, 5, 7, 8
- [51] Qingmao Wei, Bi Zeng, Jianqi Liu, Li He, and Guotian Zeng. Litetrack: Layer pruning with asynchronous feature extraction for lightweight and efficient visual tracking. In *2024 IEEE International Conference on Robotics and Automation (ICRA)*, pages 4968–4975. IEEE, 2024. 2, 6, 7
- [52] Kan Wu, Jinnian Zhang, Houwen Peng, Mengchen Liu, Bin Xiao, Jianlong Fu, and Lu Yuan. Tinyvit: Fast pretraining distillation for small vision transformers. In *European conference on computer vision*, pages 68–85. Springer, 2022. 3
- [53] Jianqiang Xia, Dianxi Shi, Ke Song, Linna Song, XiaoLei Wang, Songchang Jin, Li Zhou, Yu Cheng, Lei Jin, Zheng Zhu, et al. Unified single-stage transformer network for efficient rgb-t tracking. *arXiv preprint arXiv:2308.13764*, 2023. 2
- [54] Yun Xiao, Mengmeng Yang, Chenglong Li, Lei Liu, and Jin Tang. Attribute-based progressive fusion network for rgbt tracking. In *AAAI*, pages 2831–2838, 2022. 6
- [55] Jinxia Xie, Bineng Zhong, Zhiyi Mo, Shengping Zhang, Liangtao Shi, Shuxiang Song, and Rongrong Ji. Autoregressive queries for adaptive tracking with spatio-temporal transformers. In *CVPR*, pages 19300–19309, 2024. 3
- [56] Bin Yan, Houwen Peng, Jianlong Fu, Dong Wang, and Huchuan Lu. Learning spatio-temporal transformer for visual tracking. In *ICCV*, pages 10448–10457, 2021. 3, 6, 7
- [57] Song Yan, Jinyu Yang, Jani Käpylä, Feng Zheng, Aleš Leonardis, and Joni-Kristian Kämäräinen. Depthtrack: Unveiling the power of rgbd tracking. In *ICCV*, pages 10725–10733, 2021. 2, 5, 6, 7, 8
- [58] Song Yan, Jinyu Yang, Jani Käpylä, Feng Zheng, Aleš Leonardis, and Joni-Kristian Kämäräinen. Depthtrack: Unveiling the power of rgbd tracking. In *ICCV*, pages 10725–10733, 2021. 6
- [59] Jinyu Yang, Zhe Li, Feng Zheng, Ales Leonardis, and Jingkuan Song. Prompting for multi-modal tracking. In *ACM MM*, pages 3492–3500, 2022. 6, 7

- [60] Botao Ye, Hong Chang, Bingpeng Ma, Shiguang Shan, and Xilin Chen. Joint feature learning and relation modeling for tracking: A one-stream framework. In *ECCV*, pages 341–357. Springer, 2022. [1](#), [2](#), [5](#), [6](#), [7](#)
- [61] Hui Zhang, Lei Zhang, Li Zhuo, and Jing Zhang. Object tracking in rgb-t videos using modal-aware attention network and competitive learning. *Sensors*, 20(2):393, 2020. [1](#), [6](#)
- [62] Jiqing Zhang, Bo Dong, Haiwei Zhang, Jianchuan Ding, Felix Heide, Baocai Yin, and Xin Yang. Spiking transformers for event-based single object tracking. In *Proceedings of the IEEE/CVF conference on Computer Vision and Pattern Recognition*, pages 8801–8810, 2022. [1](#)
- [63] Lichao Zhang, Martin Danelljan, Abel Gonzalez-Garcia, Joost Van De Weijer, and Fahad Shahbaz Khan. Multi-modal fusion for end-to-end rgb-t tracking. In *ICCVW*, pages 0–0, 2019. [6](#)
- [64] Lichao Zhang, Abel Gonzalez-Garcia, Joost Van De Weijer, Martin Danelljan, and Fahad Shahbaz Khan. Learning the model update for siamese trackers. In *ICCV*, pages 4010–4019, 2019. [3](#)
- [65] Pengyu Zhang, Dong Wang, Huchuan Lu, and Xiaoyun Yang. Learning adaptive attribute-driven representation for real-time rgb-t tracking. *IJCV*, 129:2714–2729, 2021. [6](#)
- [66] Qiang Zhang, Xueru Liu, and Tianlu Zhang. Rgb-t tracking by modality difference reduction and feature re-selection. *Image and Vision Computing*, 127:104547, 2022. [6](#)
- [67] Tianlu Zhang, Xueru Liu, Qiang Zhang, and Jungong Han. Siamcda: Complementarity-and distractor-aware rgb-t tracking based on siamese network. *IEEE TCSVT*, 32(3):1403–1417, 2021. [6](#)
- [68] Tianlu Zhang, Hongyuan Guo, Qiang Jiao, Qiang Zhang, and Jungong Han. Efficient rgb-t tracking via cross-modality distillation. In *CVPR*, pages 5404–5413, 2023. [1](#), [2](#), [6](#)
- [69] Pengyao Zhao, Quanli Liu, Wei Wang, and Qiang Guo. Tsdm: Tracking by siamrpn++ with a depth-refiner and a mask-generator. In *2020 25th International conference on pattern recognition (ICPR)*, pages 670–676. IEEE, 2021. [6](#)
- [70] Yaozong Zheng, Bineng Zhong, Qihua Liang, Zhiyi Mo, Shengping Zhang, and Xianxian Li. Odtrack: Online dense temporal token learning for visual tracking. In *AAAI*, pages 7588–7596, 2024. [3](#)
- [71] Jiawen Zhu, Simiao Lai, Xin Chen, Dong Wang, and Huchuan Lu. Visual prompt multi-modal tracking. In *CVPR*, pages 9516–9526, 2023. [1](#)
- [72] Yabin Zhu, Chenglong Li, Jin Tang, and Bin Luo. Quality-aware feature aggregation network for robust rgbt tracking. *IEEE Transactions on Intelligent Vehicles*, 6(1):121–130, 2020. [6](#)