

Erasing Without Remembering: Implicit Knowledge Forgetting in Large Language Models

Huazheng Wang*, Yongcheng Jing, Haifeng Sun, Yingjie Wang, Jingyu Wang, Jianxin Liao, Dacheng Tao

Abstract—In this paper, we investigate knowledge forgetting in large language models with a focus on its generalisation—ensuring that models forget not only specific training samples but also related implicit knowledge. To this end, we begin by identifying a broader unlearning scope that includes both target data and logically associated samples, including rephrased, subject-replaced, one-hop reasoned, and relation-reversed data. To rigorously evaluate generalisation, we introduce UGBENCH—the first comprehensive benchmark specifically designed to assess the unlearning of in-scope implicit knowledge covering 13 state-of-the-art methods across three datasets. UGBENCH reveals that unlearned models can still recall paraphrased answers and retain target facts in intermediate layers. This motivates us to take a preliminary step toward more generalised implicit knowledge forgetting by proposing PERMU—a novel probability perturbation-based unlearning paradigm. PERMU simulates adversarial unlearning samples to eliminate fact-related tokens from the logit distribution, collectively reducing the probabilities of all answer-associated tokens. Experiments are conducted on a diverse range of datasets, including TOFU, Harry Potter, ZsRE, WMDP, and MUSE, using models ranging from 1.3B to 13B in scale. The results demonstrate that PERMU delivers up to a 50.40% improvement in unlearning vanilla target data while maintaining a 40.73% boost in forgetting implicit knowledge. Our code can be found in <https://github.com/MaybeLizzy/UGBench>.

Index Terms—Machine Unlearning, Large Language Models, Generalisation.

1 INTRODUCTION

LARGE language models (LLMs) [1, 2], while displaying remarkable performance thanks to their capacity for recalling extensive knowledge from pre-training corpora, are also increasingly susceptible to generating private, harmful, or even illegal content, due to their unintended memorisation of confidential information [3, 4]. In response to this dilemma, LLM-tailored machine unlearning [5, 6] has emerged as a rising research focus, aiming to develop reliable and computationally efficient knowledge-forgetting approaches for erasing the influence of specific undesired data from trained LLMs, all while preserving their utility for the remaining data.

State-of-the-art machine unlearning approaches for LLMs broadly fall into two categories: training-free and training-based methods. The former, such as neuron editing [7], in-context learning [8], and prompt engineering [9], unlearn knowledge without additional training but often suffer from limited application scenarios. In contrast, training-based methods typically achieve greater unlearning effectiveness by updating model parameters and gradients, using techniques like gradient ascent [10], preference optimisation [11], relabeling-based fine-tuning [12], task arithmetic [13], logit-difference fine-tuning [14], or adding new parameters [15, 16].

Despite significant progress in LLM-based unlearning, this paper identifies an embarrassingly simple yet critical

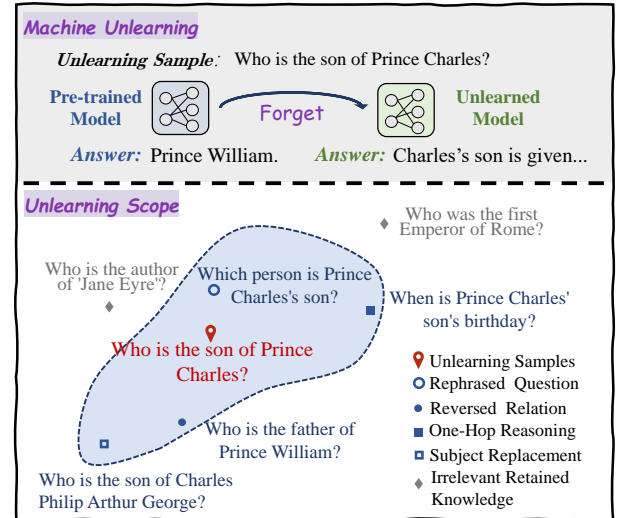


Fig. 1: Depiction of the proposed *unlearning scope* in a hypothetical semantic embedding space, highlighting the generalisation dilemma inherent in machine unlearning for LLMs. Ideally, hard in-scope samples that lie within the unlearning scope by a small margin should also be forgotten. These include rephrased questions, as well as the relation reversed questions and so on.

dilemma: existing methods typically teach models to forget only the exact expressions of the unlearning samples, while failing to genuinely unlearn paraphrased or other related information that should also be erased. To better illustrate, we introduce an *unlearning scope* in Fig. 1, encompassing all the knowledge that unlearned models are expected to forget, such as paraphrased versions, reversed relations, one-hop

*The work was done during visiting Nanyang Technological University. Huazheng Wang is with Beijing University of Posts and Telecommunications and Nanyang Technological University. Yongcheng Jing, Yingjie Wang, and Dacheng Tao are with Nanyang Technological University. Haifeng Sun, Jingyu Wang, and Jianxin Liao are with Beijing University of Posts and Telecommunications.

questions, and those with substituted subjects. As shown in Fig. 1, successful unlearning should intuitively modify the model’s behavior for in-scope samples while leaving out-of-scope samples unaffected [17]. However, to preserve utility, existing methods often compromise by achieving superficial forgetting, failing to unlearn “hard” samples near the boundary of the unlearning scope, which ultimately results in poor generalisation.

To further substantiate this observation, our **first contribution** in this paper is to introduce UGBENCH, the first comprehensive benchmark specifically designed to evaluate the unlearning ability of existing methods in forgetting neighbouring implicit knowledge. The benchmark spans three data domains: two widely-used machine unlearning datasets, TOFU [18] and the Harry Potter books [19, 20], as well as a popular model editing dataset, ZsRE [21]. Evaluations are performed on 13 existing methods using two language models of different scales, Phi-1.3B and LLaMA2-7B. Our empirical analyses on UGBENCH uncover the following unique findings that have been overlooked by existing research:

- **Identified challenge:** Existing machine unlearning methods consistently exhibit a lack of generalisation;
- **The 1st cause:** Unlearned models tend to remember target facts in their middle layers during inference;
- **The 2nd cause:** Unlearned models are still capable of recalling paraphrased answers during inference.

These insights suggest that the target knowledge is not fully erased, leading to generalisation failure.

Motivated by the findings from UGBENCH, we highlight a critical challenge in LLM unlearning: enhancing generalisation in forgetting implicit knowledge. However, achieving this goal is not without challenges. One vanilla approach is to identify and label all relevant latent knowledge (e.g., rephrased versions and paraphrased answers) for unlearning. Yet, this process is prohibitively labour-intensive and impractical, motivating the development of a novel solution to enhance generalisation.

To this end, our **second contribution** is to take a pilot step towards generalised implicit knowledge forgetting by introducing PERMU, a novel probability-perturbation unlearning method that leverages adversarial examples as its foundation. In particular, rather than treating adversarial examples as mere threats, PERMU uses them constructively by perturbing the most vulnerable tokens in the unlearning samples, forcing the model to generate incorrect answers as if it had never been trained on them. To identify these vulnerable tokens, we propose a novel metric, termed as MSM, that quantifies the model’s sensitivity to specific tokens with theoretical guarantees.

Building on the analysis using MSM, PERMU injects random noise into the embeddings of the most sensitive tokens, disrupting the model’s ability to recall factual information. As a result, the top-ranked tokens in the next-token probability distribution shift away from fact-related terms and toward tokens driven primarily by grammatical structure or contextual cues. Since the probability distribution reflects a language model’s internal knowledge [22], directly adjusting the logit distribution to suppress fact-related information offers an intuitive and effective unlearning strategy. PERMU implements this by subtracting

the original distribution from the perturbed one, then fine-tuning the model to minimize the distance to this residual distribution—ensuring that correct fact-related tokens are assigned lower probabilities, thereby achieving unlearning. As such, PERMU simultaneously addresses both causes of the generalisation challenge identified in UGBENCH as follows:

- **Solving the 1st cause:** PERMU introduces random noise into the subject token embeddings at the first layer, effectively preventing the model from retrieving or generating factual information across subsequent middle layers;
- **Solving the 2nd cause:** PERMU substantially reduces the probabilities of rich, highly-ranked answers and answer-related tokens in the original distribution, accomplished by the perturbed distribution subtraction.

In sum, our contributions are twofold: (1) a novel evaluation benchmark, UGBENCH, designed to assess the generalisation capability of existing methods in forgetting implicit knowledge; and (2) an unlearning method based on probability perturbation, PERMU, that effectively prevents models from recalling associated facts. We evaluate PERMU across five data domains, including the WMDP [23] and MUSE [24] datasets, using models of varying scales (1.3B~13B). Comparative experiments show that PERMU achieves up to a 50.40% improvement in unlearning and a 40.73% enhancement in generalisation, all while maintaining high model utility and superior generation quality.

2 RELATED WORK

We provide a brief overview of existing machine unlearning methods for LLMs, categorised into training-free and training-based approaches [6], along with the evaluation methods relevant to our proposed UGBENCH benchmark.

Training-free LLM Unlearning. One area of research concentrates on identifying neurons linked to unlearning samples [25] and directly modifying these detected neurons [7] without the need for learning. With the advancement of in-context learning, some approaches unlearn knowledge by providing LLMs with unlearned samples accompanied by different labels [8, 26] or by generating corrupted prompts with altered embeddings [9]. Despite their efficiency, locate-and-edit methods are constrained to triplet-format data, while prompt-based methods depend on artificially designed templates, limiting their practicality in real-world scenarios. As such, this paper primarily focuses on training-based methods.

Training-based LLM Unlearning. Another stream of unlearning approaches focuses on models and gradients. The most common training-based method is gradient ascent [10], which updates model parameters by maximizing the likelihood of mis-prediction for samples in the forget set. To mitigate the catastrophic collapse issue associated with gradient ascent, reinforcement learning has been employed to align the model with negative preference optimization (NPO) [11], treating forgotten data as negative examples. Alternatively, instruction-tuning LLMs to generate responses such as “I do not have access to...” or “I don’t know...” has also been explored [12]. To improve efficiency, other approaches incorporate additional trainable layers or modules [27], integrating or adding them into the original models.

For example, Chen & Yang [15] introduces unlearning layers to forget specific data sets, which are then integrated into transformers. Likewise, Zhang et al. [16] combines various lightweight modules with distinct functionalities to enable unlearning. To further preserve model utility, some methods train a reinforced or assistant model [14], comparing its prediction logits with those of the baseline model [19, 28]. Others [13] employ simple arithmetic operations on task vectors to modify the model, such as reducing undesirable behaviors, forgetting specific tasks, or enabling multitask learning. However, the generalisation capabilities have been largely overlooked in prior research. Our study uniquely identifies the generalisation dilemma in this area, explains its underlying causes, and proposes a novel unlearning scheme to address it.

Unlearning Evaluation. Several studies have examined LLM unlearning from different perspectives [29, 30, 31, 32, 33]. Specifically, Patil et al. [25] investigate the effectiveness of typical model editing methods in removing information from model weights. Hong et al. [34] use vocabulary projections to analyze concept vectors through parametric knowledge traces. Yao et al. [35] evaluate seven different unlearning methods on longer-context tasks across three source domains. Meanwhile, Shi et al. [24] assess six desirable properties of unlearned models across eight unlearning methods. Jia et al. [20] focus on the influence of second-order optimization on unlearning. Li et al. [23] examine malicious use scenarios in biosecurity, cybersecurity, and chemical security. Qiu et al. [36] evaluate four distinct unlearning methods for removing highly interconnected data. Du et al. [37] investigate the risk of knowledge leakage after unlearning. The survey by Liu et al. [17] highlights often-overlooked aspects of existing LLM unlearning research and introduces the concept of unlearning scope. In contrast, UGBENCH offers a more precise and formalized definition of unlearning scope, marking a fundamental distinction from prior work. While Patil et al. [31] explore extraction attacks to recover “deleted” information from intermediate hidden states, their focus lies primarily on model editing techniques such as ROME [38]. In comparison, UGBENCH provides a comprehensive evaluation of the generalisation ability of existing machine unlearning methods across multiple dimensions. Regarding the generalisation evaluation, Dang et al. [32] focuses on improving generalised model utility, by introducing small Gaussian noise to retain data. Unlike prior works, we aim to enhance the generalisation in unlearning implicit knowledge associated with the target fact.

2.1 Problem Definition

The objective of machine unlearning is to enable an initial target model to forget specific unlearning samples as if it were never trained on them, while preserving the model’s performance on unrelated knowledge. More specifically, the target model $f_{\theta_{tr}}$ is represented by a function $f : \mathbb{X} \mapsto \mathbb{Y}$, where θ_{tr} denotes the parameters of the target model. Let the pre-training dataset be D_{tr} , and the dataset to be forgotten be D_f . The retained dataset is then defined as $D_r = D_{tr} \setminus D_f$. The ideal retained model, f_{θ_r} , is one that has never been trained on D_f . Since θ_{tr} is not directly accessible, we define an unlearning procedure \mathbb{U} , which takes $f_{\theta_{tr}}$ and D_f as

inputs, producing an unlearned model $f_{\theta_u} \sim \mathbb{U}(f_{\theta_{tr}}, D_f)$. The unlearned model’s predictions should also change for the paraphrased forget dataset D_p . Therefore, given a distance metric $m(\cdot)$, the objective of the unlearning algorithm is to minimize the distance between f_{θ_u} and f_{θ_r} for each sample $x \in D_f \cup D_p : \frac{\mathbb{E}[m(f_{\theta_u}(x))]}{\mathbb{E}[m(f_{\theta_r}(x))]} \approx 1$.

3 BENCHMARK SETUP

In this section, we provide a detailed overview of the experimental setups for the proposed unlearning generalization benchmark, UGBENCH, covering the datasets, evaluation metrics, baselines, and implementation details.

3.1 Dataset

UGBENCH is evaluated across three distinct data domains, including two widely-used machine unlearning datasets, TOFU [18] and Harry Potter (HP) [19], as well as a popular model editing dataset, ZsRE [21].

TOFU The TOFU dataset comprises 200 diverse synthetic author profiles, each featuring 20 question-answer pairs. It encompasses four subsets—Forget Set, Retain Set, Real Authors, and World Facts—and supports three forgetting settings: Forget01, Forget05, and Forget10, corresponding to the removal of 1%, 5%, and 10% of the data, respectively. Additionally, it provides a paraphrased version of the forget dataset, and we directly use them for testing.

Harry Potter The HP dataset [12] contains multiple question-answer pairs derived from the Harry Potter series, with each question involving multiple entities or subjects, making it a more challenging unlearning dataset. Since no labeled rephrased data is available, we use GPT-4 to generate rephrased versions of both the forget and retain datasets, using the template: “Please provide a rephrased version of the question: [Question]”.

TABLE 1: The data splits and statistics.

		Forget	Retain	All
TOFU	Forget01	40	3960	4000
	Forget05	200	3800	4000
	Forget10	400	3600	4000
Harry	-	50	150	200
ZsRE	Inverse Relation	96	289	385
	Subject Replace	73	220	293
	One-Hop	259	778	1037
Retain	Real World	-	-	117
	Real Author	-	-	100

ZsRE To thoroughly assess whether the unlearned model can forget logically related facts, we use ZsRE dataset [39] and conduct evaluations across three dimensions: *Subject Replacement*, *Reversed Relation*, and *One-hop Reasoning*. The detailed data statistics are shown in Tab. 1.

(i) Subject Replacement: In this evaluation, the subject in the unlearning example is substituted with an alias or synonym to assess the unlearned model’s capability to generalise the unlearning attribute to different representations of the same subject. For instance, as shown in Fig. 1, the subject

“Prince Charles” can also be described as “Charles Philip Arthur George”. Thus, the subject replacement question for “Who is the son of Prince Charles” becomes “Who is the son of Charles Philip Arthur George”.

(ii) **Reversed Relation:** When the target of a subject-relation pair is unlearned, the attribute of the target entity should also change. To evaluate this, we test the model using a reverse question to determine if the target entity has also been unlearned. For example, if the knowledge “Who is the son of Prince Charles? Prince William” is unlearned, the unlearned model should no longer predict “Prince Charles” for the relation reversed question “Who is the father of Prince William?”.

(iii) **One-hop Reasoning:** The unlearned model should exclude the unlearned knowledge when performing downstream tasks. To assess this, we evaluate the model’s ability to unlearn knowledge that is one-hop reasoned from the original unlearning samples. For instance, if the knowledge “Who is the son of Prince Charles? Prince William” is unlearned, the model is also expected to unlearn the one-hop knowledge, such as “When is Prince Charles’s son’s birthday?”.

The dataset is divided into a forget set and a retain set at a ratio of 1:3. The aforementioned datasets comprise a total of seven distinct partitions of forget sets, along with their corresponding retain sets. Additionally, we incorporate the Real Authors and World Facts sets from TOFU as supplementary retain data to evaluate model utility.

3.2 Evaluation Metrics

Following prior studies [18, 28], we report ROUGE (**RG**), Probability (**Pr**), and Truth Ratio (**TR**) metrics on TOFU dataset. For the HP and ZsRE datasets, where answers are relatively short, we alternatively report the F1 score. Consider an input sequence $x = (q, a)$.

- **ROUGE (RG):** We use ROUGE-L recall [40] score to compare model answers with the ground truth, as it accounts for the output phrasing to be slightly different than the ground truth. When evaluated on the retain set, a higher ROUGE score indicates better performance. Conversely, when evaluated on the forget set, a lower ROUGE score is preferred.
- **Probability (Pr):** On the Forget Set and Retain Set, we compute the conditional probability $P(a|q)$ according to the model and raise it to the power $1/|a|$ to normalize for answer length. On Real Authors and World Facts, we treat each question q as a multiple choice question associated with choices a_1, \dots, a_n . Without loss of generality, assume that a_1 is the correct answer, then the probability is computed as $P(a|q) / \sum_{i=1}^n P(a_i|q)$. Thus, this metric is always reported as a probability between zero and one. When evaluated on the retain set, a higher Probability score indicates better performance. Conversely, when evaluated on the forget set, a lower Probability score is preferred.
- **Truth Ratio (TR):** For a given question, we compute a ratio that approximately compares how likely its correct answer is to an incorrect answer. Let \hat{a} denote a paraphrased version of the correct answer, A_{pert} is the

set of paraphrased incorrect answer. The truth ratio can be written as:

$$R_{\text{truth}} = \frac{\frac{1}{|A_{\text{pert}}|} \sum_{\hat{a} \in A_{\text{pert}}} P(\hat{a} | q)^{1/|\hat{a}|}}{P(\tilde{a} | q)^{1/|\tilde{a}|}}. \quad (1)$$

We report $\text{TR} = R_{\text{truth}}$ on forget set, and $\text{TR} = \max(0, 1 - R_{\text{truth}})$ on retain set. Therefore, the Truth Ratio score is expected to be higher on both the retain set and the forget set.

- **F1:** We report the F1 score for the Harry Potter and ZsRE datasets, as it provides a balanced measure between precision and recall, calculated as the harmonic mean of these two metrics.

$$F1 = 2 \times \frac{\text{Precision} \times \text{Recall}}{\text{Precision} + \text{Recall}}. \quad (2)$$

When evaluated on the retain set, a higher F1 score indicates better performance. Conversely, when evaluated on the forget set, a lower F1 score is preferred.

To assess the retain data, we use the Model Utility (**MU**) metric on retained data, which is the harmonic mean of the RG, Pr and TR (or F1) metrics across three datasets: Retain Set, Real Authors, and World Facts. Notably, to measure the trade-off between the unlearned model’s forgetting effect and its retained utility, we propose a novel *Forget-Retain Trade-off (FRT)* metric, calculated as the Model Utility divided by the mean of the forget set’s ROUGE and Probability (or F1) scores. A higher FRT metric indicates a better balance between forgetting and retaining.

3.3 Thirteen Benchmarked Algorithms

We evaluate 13 efficient unlearning methods, including Gradient Ascent (**GA**) [10], Direct Preference Optimization (**DPO**) [41], Negative Preference Optimization (**NPO**) [11], Task Vectors (**TV**) [13], Who’s Harry Potter (**WHP**) [19], ULD [14] and ICL [8, 26].

- **Gradient Ascent (GA)** [10] is fundamentally straightforward by reducing the likelihood of correct predictions on the forget set. The training objective is to maximize the standard training loss in order to make the model deviate from its initial prediction.

$$\mathcal{L}_{\text{GA}}(\theta) = \min_{\theta} -\mathbb{E}_{(x,y) \in \mathcal{D}_f} [\ell(y | x; \theta)], \quad (3)$$

where \mathcal{D}_f is the forget dataset and θ represents the model parameter.

- **Direct Preference Optimization (DPO)** [41] seeks to align the model with the newly generated alternative answer like “I do not know the answer” or any similar option.

$$\mathcal{L}_{\text{DPO}}(\theta) = \min_{\theta} \mathbb{E}_{(x, y_{\text{idk}}) \in \mathcal{D}_f, y_{\text{idk}} \sim D_{\text{idk}}} [\ell(y_{\text{idk}} | x; \theta)], \quad (4)$$

where D_{idk} represents the fixed dataset containing all alternative responses y_{idk} .

- **Negative Preference Optimization (NPO)** [11] treats the forget set as negative preference data and uses the offline DPO objective to adjust the model, ensuring it assigns a low likelihood to the forget set while maintaining close alignment with the original model. The adaptive weight, typically set to less than 1, ensures a more controlled

and gradual divergence, which is essential for effective unlearning [42].

$$\mathcal{L}_{\text{NPO}}(\theta) = -\frac{2}{\beta} \mathbb{E}_{x \sim \mathcal{D}_f} \left[\log \sigma \left(-\beta \log \frac{f_{\theta}(x)}{f_{\text{target}}(x)} \right) \right], \quad (5)$$

where f_{θ} refers to the unlearning model and f_{target} denotes the original pre-trained target model. The parameter β controls the allowed divergence between f_{θ} and f_{target} . Following previous work [18, 24], we set $\beta = 0.1$ in our experiments.

- **Task Vectors (TV)** [13] defines a direction in the weight space of a pre-trained model by applying simple arithmetic operations on the model weights, allowing for effective control of the model’s behavior. To do this, we first fine-tune the target model f_{target} on the forget dataset until it overfits, resulting in a reinforced model $f_{\text{reinforced}}$. Next, we obtain the Task Vector by subtracting the parameters of f_{target} from $f_{\text{reinforced}}$. To achieve unlearning, we subtract the Task Vector from f_{target} ’s weights, intuitively removing the model weights most closely associated with the forget data. This is expressed as $f_{\text{unlearn}} = f_{\text{target}} - (f_{\text{reinforced}} - f_{\text{target}})$.
- **Who’s Harry Potter (WHP)** [19] achieves unlearning by manipulating the predicted logit probabilities of the target model. To do this, we first fine-tune the target model f_{target} on the forget dataset until it overfits, producing a reinforced model $f_{\text{reinforced}}$. WHP then adjusts the next-token probability distribution using the following equation:

$$p_{f_{\text{unlearn}}}(\cdot|x) = p_{f_{\text{target}}}(\cdot|x) - \alpha \cdot (p_{f_{\text{reinforced}}}(\cdot|x) - p_{f_{\text{target}}}(\cdot|x)), \quad (6)$$

where $p_f(\cdot|x)$ denotes the token probability distribution parameterized by model f given the input x , and α is a hyper-parameter controlling the degree of adjustment. Following previous work [24], we set $\alpha = 1$.

- **Unlearning from Logit Difference (ULD)** [14] also achieves unlearning in the token probability space. It first fine-tunes an assistant model with the opposite unlearning objectives, which aims to remember the forget documents and forget the retained knowledge. ULD then derives the unlearned model by computing the logit difference between the target model and the assistant model:

$$l_f(Y|X) = l(Y|X; \theta) - \alpha \cdot l_a(Y|X; \phi), \quad (7)$$

where $l(Y|X; \theta)$ denotes the output logits of the original model, $l_a(Y|X; \phi)$ represents the output logits of the assistant model, and α is a hyper-parameter controlling the strength of forgetting. We keep $\alpha = 0.75$ consistent with their work.

- **In-Context Learning-based unlearning method (ICL)** [8] typically employs carefully crafted prompts to achieve unlearning without any updates to the model parameters. Following the prompt template [26], we use the following instruction: “You are an AI Assistant who is supposed to unlearn about *[Subject]* and provide answers without its knowledge as if you never knew about it. Don’t tell anyone that you unlearned anything”. To ensure a fair comparison, we maintain consistency in the generic prompt across all datasets and models.

Following [24], we apply two regularizations for utility preservation: Gradient Descent (GDR) and KL Divergence Minimization (KLR) on the Retain Set.

- **Gradient Descent (GDR)** [18] strives to maintain performance on the retain set by maximizing the likelihood of correct prediction on randomly sampled retain examples, where \mathcal{D}_r represents the retain set.

$$\mathcal{L}_{\text{GDR}}(\theta) = \mathbb{E}_{(x,y) \in \mathcal{D}_r} [\ell(y | x; \theta)], \quad (8)$$

- **KL Divergence Minimization (KLR)** [18, 43] aims to minimize the KL divergence of the predictions on retain set between the original model and the unlearning model to prevent it deviating too far from the original model. Given $x_r \in \mathcal{D}_r$, the loss is:

$$\mathcal{L}_{\text{KLR}}(\theta) = \text{KL}(p_{f_{\text{target}}}(\cdot|x_r) || p_{f_{\text{unlearn}}}(\cdot|x_r)). \quad (9)$$

We combine GA, DPO, and NPO with these two regularizations using a retain weight RW , denoted as “+GDR” or “+KLR”. The total unlearning loss is given by $\mathcal{L}(\theta) = \mathcal{L}_{\text{unlearn}}(\theta) + RW \cdot \mathcal{L}_{\text{retain}}(\theta)$. Following previous work [18, 24], we set $RW = 1$. The combination of GDR and KLR results in a total of thirteen unlearning methods evaluated in UGBENCH. **Retain** refers to the retain model, fine-tuned exclusively on the retain set without exposure to any forget data, and is considered an upper bound.

3.4 Implementation Details

UGBENCH is tested across two models, Phi-1.3B and LLaMA2-7B. When tested on TOFU, we use the checkpoints of the pre-trained target model from the TOFU Leaderboard¹. For the Harry Potter and ZsRE datasets, we first fine-tune the model on the respective dataset before applying unlearning. The fine-tuning settings are as follows: learning rate of $3e-5$, 10 epochs, batch size of 8, with a gradient accumulation step of 4. For Task Vector and WHP, to obtain the reinforced model for unlearning, we fine-tune the target model for 10 epochs using the same learning rate and batch size. For ULD, we obtain the assistant model by fine-tuning the target model using the default settings provided by [14]. For the unlearning process, the unlearning batch size is set to 8, with a gradient accumulation step of 4. The process is conducted over 5 epochs, using a default learning rate of $2e-5$. Since different learning rates can result in varying trade-offs between forgetting and retention, we slightly adjust the learning rate for each method to ensure comparable levels of model utility. To ensure fairness, all other unlearning hyper-parameters follow the default settings for each respective unlearning algorithm. All results are averaged over three runs. We use one A100 GPU with 80 GB of RAM. Note that during fine-tuning and unlearning on LLaMA2-7B, we update all 7B model parameters.

4 BENCHMARK ANALYSIS

In this section, we present a comprehensive benchmark analysis. Through extensive experiments, we observe that *existing unlearning methods exhibit limited generalization ability*. A detailed explanation is provided below.

1. https://huggingface.co/spaces/locuslab/tofu_leaderboard

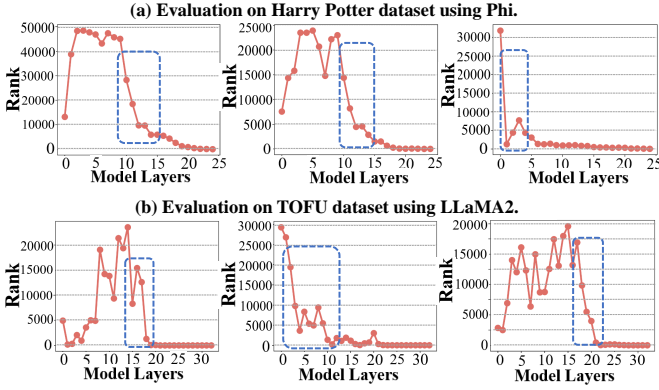


Fig. 2: The ranking of the first key token for the correct answer in the next-token probability distribution rises rapidly in the mid-layers of the unlearned model fine-tuned with Gradient Ascent.

As shown in Tab.4, when tested on the TOFU dataset, although DPO+GDR achieves a superior ROUGE score, even surpassing the retain model, it fails to effectively reduce the Probability score. When tested on LLaMA2-7B using HP dataset (Tab.5), all methods encounter significant challenges in forgetting the rephrased unlearning samples, with the Probability score showing a gap of up to 43.48% compared to the retain model. Notably, all methods exhibit a Forget ROUGE score that remains above 90%, indicating that they forget almost nothing. A similar trend is observed on ZsRE dataset (Tab.6). Interestingly, the ICL-based unlearning method achieves the best performance on subject-replaced examples, while other approaches consistently maintain exceptionally high ROUGE, probability, and F1 scores. Moreover, existing unlearning methods encounter significant challenges in forgetting one-hop reasoning examples. Empirical results underscore the limited generalisation ability of existing unlearning methods.

We identify and investigate two reasons contributing to the poor generalisation ability observed.

(i) *The unlearned model tends to remember target facts in their middle layers during inference.* Although the unlearned model demonstrates some forgetting, the correct answer token can still re-emerge in the middle layers. To evaluate this phenomenon, we analyze the ranking of the first answer token within the next-token probability distribution across different layers. As illustrated in Fig. 2, the correct answer re-emerges prominently in the middle layers. Since different types of knowledge are stored in distinct modules [38], the specific layer where the correct answer re-emerges varies accordingly. However, in the final layers, the correct answer consistently ranks highly, indicating that the unlearned model still assigns a significant probability to it, highlighting its difficulty in effectively erasing the knowledge embedded within the middle layers.

(ii) *The unlearned model are still capable of recalling paraphrased answers during inference.* Answers can be expressed in various forms, but existing methods [10], typically focus on training the model to forget only a specific type of answer, neglecting other rephrased versions. We investigate the likelihood of an unlearned model generating

paraphrased answers. Experiments are conducted on the TOFU Forget01 dataset using LLaMA2-7B, where we report the average probability of generating paraphrased answers for unlearning samples (P_u), and rephrased unlearning samples (P_r). As shown in Tab. 2, the unlearned model assigns up to 17.48% probability to rephrased answers when tested on unlearning samples. Furthermore, the probabilities of paraphrased answers on rephrased unlearning samples tend to be assigned even higher values. These results suggest that unlearned models continue to recall paraphrased answers, increasing the potential for reproducing ground truth and posing challenges for generalisation during inference.

Nevertheless, identifying

the problem does not simplify its resolution. Addressing this dilemma still presents significant challenges. On the one hand, constructing all possible paraphrased versions of unlearning samples and their answers is labor-intensive and impractical. On the other hand, the knowledge stored in LLMs is intricate and highly entangled [38], making it challenging to clearly delineate the unlearning scope of knowledge that should be retained versus the knowledge that must be forgotten [9].

TABLE 2: The average probability of the model generating a rephrased answer on TOFU Forget01 using LLaMA2-7B.

	$P_u \downarrow$	$P_r \downarrow$	$\Delta \downarrow$
GA	9.45	10.84	1.38
DPO	17.48	17.91	0.42
NPO	10.74	11.98	1.24
TV	13.51	14.66	1.15
WHP	11.46	12.60	1.14
ULD	9.89	10.31	0.42
PERMU	9.06	9.34	0.28

5 PROPOSED APPROACH: PERMU

Driven by the insights from UGBENCH, to achieve our goal of more generalised unlearning, simply reversing the gradient descent loss on forget samples—a common practice—is insufficient to fully erase the memory of implicit knowledge. Recent studies have shown that LM’s internal knowledge is largely captured in its probability distribution [22], which has motivated state-of-the-art unlearning approaches like ULD [14]. These methods suppress fact-related information by modifying the logit distribution: an assistant model is fine-tuned to overfit the ground truth, producing sharp logits that are then subtracted from the original logits to reduce the probability of correct responses.

However, this fine-tuning process narrowly targets ground truth answers while neglecting paraphrased or semantically related alternatives. Consequently, these related tokens may still remain in the subtracted logits, posing inference-time risks of generating semantically equivalent answers. Moreover, these methods are computationally expensive due to additional training and rely heavily on the quality of the assistant model, limiting their scalability and practicality in real-world applications.

Motivated by these limitations, we propose PERMU, a more robust and efficient logit-adjustment method for achieving generalised unlearning. Unlike prior approaches that rely on assistant models, PERMU generates adversarial unlearning samples to jointly suppress all answer-related tokens in the logit space. This is achieved through computationally efficient perturbations that produce a modified distribution, which is then used for logit subtraction and

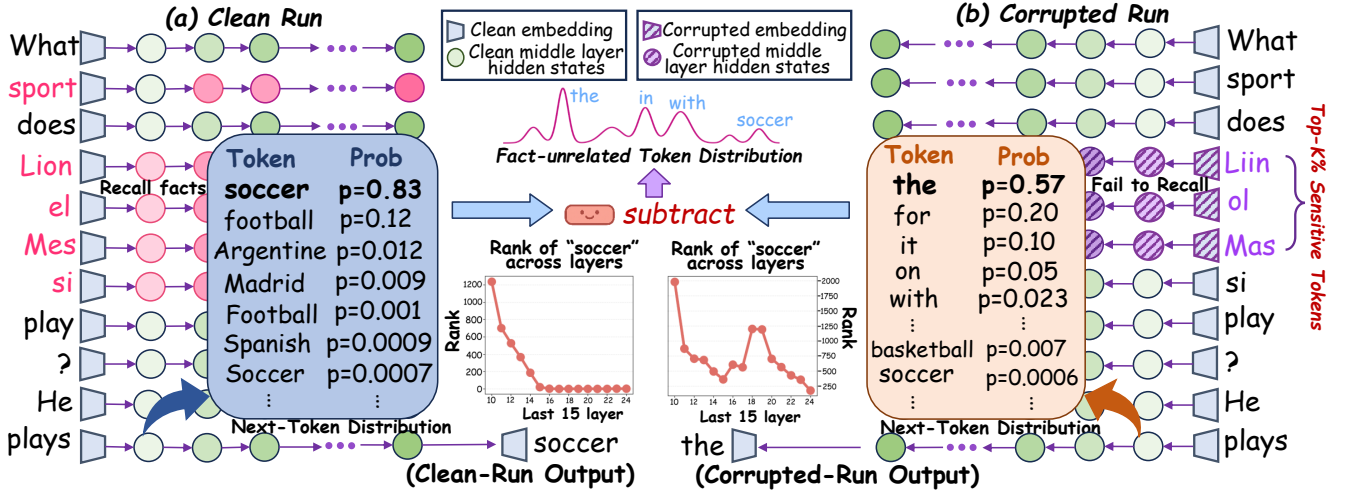


Fig. 3: Depiction of PERMU. *Left*: The clean run involves inputting the original unlearning sample into the model, enabling it to successfully recall the facts and generate a *fact-related* probability distribution. *Right*: The corrupted run refers to inputting a perturbed unlearning sample into the model, making it fail to recall the facts and produce a *fact-unrelated* probability distribution, where the ground truth ranks significantly lower in the distribution.

matching. To effectively identify which tokens to perturb, we introduce a theoretically grounded model sensitivity metric, MSM, and present the complete unlearning pipeline in the following subsection.

5.1 Model Sensitivity Metric

Generative models are highly sensitive to subtle changes in their input [44, 45]. Building on this insight, we aim to perturb the most vulnerable tokens in the unlearning sample to emulate an adversarial attack, making the model behave as though it was never trained on it. To achieve this, we introduce a novel metric to quantify the model’s sensitivity to specific tokens, which is described as follows.

Let the parameters of the target model LM be $\mathbf{W} \in \mathbb{R}^{n \times n}$, where n represents the hidden dimension of LM. Given an unlearning sample x with a sequence length of m , the i -th token is represented as $x_i, i \in \{1, 2, \dots, m\}$, and the perturbation applied to this token is denoted by Δ_i . Then the perturbed token can be represented as $\hat{x}_i = x_i + \Delta_i$. The change in the model’s output due to Δ_i is measured in terms of the loss $\mathcal{J}(x_i, \hat{x}_i)$. The relationship between Δ_i and $\mathcal{J}(x_i, \hat{x}_i)$ is not strictly linear. If the model is resilient to certain tokens, even a larger Δ_i results in a relatively small change in $\mathcal{J}(x_i, \hat{x}_i)$. Conversely, if the model is sensitive to specific tokens, a small Δ_i can cause a significant difference in $\mathcal{J}(x_i, \hat{x}_i)$.

To quantify the extent of perturbation a model can tolerate, we draw inspiration from Zhao et al. [46], who utilize the Fisher Information Matrix (FIM) as a metric tensor to characterize the robustness of deep learning models. Building on this idea, we define a novel FIM-variant matrix, $\mathbf{H} \in \mathbb{R}^{n \times n}$, to evaluate the vulnerability of LM to perturbations in its feature space, with $\nabla_x \mathcal{J}(x, \hat{x})$ representing partial derivative of $\mathcal{J}(x, \hat{x})$ with respect to x :

$$\mathbf{H}(\mathbf{x}) = \nabla_x \mathcal{J}(x, \hat{x})^\top \nabla_x \mathcal{J}(x, \hat{x}). \quad (10)$$

Proposition 5.1. Fix Δ_i , $\mathcal{J}(x_i, \hat{x}_i) \propto \lambda_i$, where λ_i is the maximum eigenvalue of $\mathbf{H}(x_i)$, $i \in \{1, 2, \dots, m\}$.

When the perturbation is fixed, a larger λ_i indicates a greater impact on the loss, implying that the model is more sensitive to token x_i . Consequently, model sensitivity can be quantified using an easily computable indicator, λ . We define λ as the Model Sensitivity Metric (MSM). A higher MSM value indicates greater sensitivity of the model to the token.

5.2 Perturbed Distribution Matching

Building on MSM, we identify the top- $K\%$ most sensitive tokens and inject random noise into their embeddings before feeding them into the model, resulting in the perturbed unlearning sample x' . We first pass the original unlearning sample x into the unlearning model f_{θ_u} to obtain the clean-run next-token probability distribution $p(y|x)$, where $y = f_{\theta_u}(y|x)$ represents the model’s output. Similarly, the corrupted-run next-token probability distribution $p(y|x')$ is obtained by feeding the perturbed sample x' into f_{θ_u} . As illustrated in Fig. 3, the clean-run probability distribution $p(y|x)$ assigns the highest probabilities to tokens that are informative and *fact-related*. In contrast, for the corrupted-run distribution $p(y|x')$, the model fails to recall related facts, resulting in token generation that relies primarily on context or grammar, with top-ranked tokens being *fact-unrelated*.

Consequently, the corrupted-run probability distribution intuitively simulates a natural unlearning effect, allowing the model to behave as if it had never been trained on the given example. To replicate such a natural unlearning environment, we subtract $p(y|x)$ from $p(y|x')$, using a tuning coefficient C to control the strength of forgetting: $p(Y_t|y_{<t}) = p(y|x') - C \cdot p(y|x)$. This subtraction suppresses the probabilities of *fact-related* tokens, while maintaining high rankings for *fact-unrelated* tokens. As a result, the distribution of irrelevant tokens is preserved, thereby maintaining the model’s utility.

We then achieve unlearning by fine-tuning f_{θ_u} to match the subtracted logit probability distribution $p(Y_t|y_{<t})$. For

TABLE 3: Experimental results for the TOFU dataset using LLaMA2-7B for Forget05 subset. PERMU outperforms the baselines with a relative improvement of up to **50.40%** (78.67 \rightarrow 39.02) in Forget Probability and 11.3% (56.27 \rightarrow 62.63) on Forget Truth Ratio. Meanwhile, PERMU maintains the highest model utility, effectively preserving retained knowledge.

Dataset Metric	Forget data			Retain data			Real Authors			Real World			MU \uparrow	FRT \uparrow
	RG \downarrow	Pr \downarrow	TR \uparrow	RG \uparrow	Pr \uparrow	TR \uparrow	RG \uparrow	Pr \uparrow	TR \uparrow	RG \uparrow	Pr \uparrow	TR \uparrow		
Retain	39.56	14.61	66.23	91.58	96.56	48.02	89.13	40.38	54.74	89.60	39.52	52.76	59.30	2.19
ICL	64.36	90.15	53.12	98.08	98.93	47.06	93.30	44.82	57.93	88.32	42.52	55.96	62.26	0.81
GA	73.24	83.41	51.10	95.03	97.55	47.02	92.30	43.19	55.75	87.61	42.34	55.22	61.18	0.78
GA+GDR	75.02	85.13	50.15	96.20	98.36	47.25	92.30	42.82	55.74	87.46	41.51	54.84	60.97	0.76
GA+KLR	80.92	89.73	51.26	96.90	98.14	46.91	93.30	44.60	57.47	88.03	43.03	55.99	62.15	0.73
DPO	72.25	92.15	55.17	81.01	94.40	44.03	88.97	48.64	62.75	86.61	45.61	57.46	62.39	0.76
DPO+GDR	36.59	87.10	56.27	90.23	97.01	43.02	90.63	46.30	59.93	85.75	43.56	53.08	61.05	0.99
DPO+KLR	87.91	95.71	54.18	88.38	96.72	44.68	93.63	48.37	62.57	86.61	45.14	56.91	63.10	0.69
NPO	71.04	84.43	51.41	95.68	97.64	46.95	91.30	43.74	56.43	87.89	42.80	55.85	61.57	0.79
NPO+GDR	71.33	84.41	51.44	95.74	97.71	46.90	92.30	43.84	56.46	87.89	42.75	55.61	61.60	0.79
NPO+KLR	71.46	84.86	51.37	95.66	97.68	46.94	92.30	43.97	56.75	87.89	42.97	55.75	61.74	0.79
TV	68.29	78.67	52.55	94.39	96.57	46.30	93.30	44.03	57.31	89.17	43.64	56.20	61.92	0.84
WHP	96.77	80.70	51.26	98.06	98.00	46.91	94.30	42.53	54.95	88.32	41.79	55.01	61.03	0.69
ULD	94.45	97.78	50.73	95.86	97.81	46.80	92.77	45.41	58.73	88.75	44.10	58.06	62.93	0.65
PERMU	34.91	39.02	62.63	82.78	84.67	42.21	91.50	50.27	65.18	88.75	50.22	59.60	63.51	1.72
PERMU †	33.66	39.23	64.39	83.63	88.24	41.89	91.30	52.57	68.21	89.60	49.77	63.94	64.89	1.78

autoregressive text generation, this is decomposed into a step-wise KL divergence [47]:

$$L = - \sum_{i=1}^t \sum_{Y_i \in V} p(Y_i | y_{<i}) \log q_\theta(Y_i | y_{<i}), \quad (11)$$

where V is the vocabulary and q_θ represents the predicted distributions of the unlearn model f_{θ_u} . We provide a more comprehensive explanation of the algorithmic procedure presented in Alg. 1.

Algorithm 1 PERMU: Perturbation-based Unlearning

Input: Unlearning sample x with m tokens, target model f_{θ_u} , tuning coefficient C

Output: Fine-tuned unlearning model f_{θ_u}

- 1: Identify the top- $K\%$ most sensitive tokens in x using MSM.
- 2: Introduce random noise to the $K\%$ tokens embeddings to obtain the perturbed sample: x' .
- 3: Compute the clean-run next-token probability distribution: $p(y|x) = f_{\theta_u}(y|x)$.
- 4: Compute the corrupted-run next-token probability distribution: $p(y|x') = f_{\theta_u}(y|x')$.
- 5: Subtract the clean-run distribution from the corrupted-run distribution to emulate forgetting:
 $p(Y_t | y_{<t}) = p(y|x') - C \cdot p(y|x)$.
- 6: Fine-tune f_{θ_u} to match $p(Y_t | y_{<t})$ by minimising the step-wise KL divergence:
 $L = - \sum_{i=1}^t \sum_{Y_i \in V} p(Y_i | y_{<i}) \log q_\theta(Y_i | y_{<i})$, where V is the vocabulary and q_θ represents the predicted distributions of f_{θ_u} .
- 7: Update f_{θ_u} using gradient descent to minimise L .

Return: Fine-tuned unlearning model f_{θ_u} .

In general, the advantage of PERMU lies in its generality and simplicity. Regarding *generality*, on the one hand, the

corrupted token embeddings in the first layer prevent the model from recalling any facts related to the unlearning sample across subsequent middle layers. On the other hand, subtracting the clean-run probability distribution causes both the answer and answer-related tokens to drop significantly in the probability distribution. Consequently, the unlearned model fails to generate rephrased answers during inference. Moreover, PERMU preserves the distribution of irrelevant tokens, minimizing side effects and maintaining the model's utility [48]. In terms of *simplicity*, the identification of sensitive tokens is automated and PERMU requires no additional training of a reinforced model [14, 28] or scope classifier [9], making the training process more efficient.

6 EVALUATION ON UGBENCH

In this section, we evaluate PERMU on UGBENCH and analyze the results. The implementation parameters of PERMU are consistent with those of the baselines. We integrate GDR with $RW = 1$, set the percentage of perturbed tokens to $K = 0.4$, and maintain perturbation ratio $P = 0.4$, coefficient $C = 0.1$.

6.1 Improved Unlearning Capabilities

When tested on TOFU Forget05 dataset using LLaMA2-7B, as shown in Tab. 3, PERMU demonstrates remarkable effectiveness in unlearning knowledge. Specifically, PERMU outperforms the baselines with a relative improvement of up to **50.40%** (78.67 \rightarrow 39.02) in Forget Probability and 11.3% (56.27 \rightarrow 62.63) on Forget Truth Ratio.

When tested on the Harry Potter dataset, as shown in Tab. 5, PERMU consistently outperforms baselines on both Phi-1.3B and LLaMA2-7B. Specifically, PERMU achieves an absolute improvement of up to 17.2% (87.35 \rightarrow 70.15) in Forget ROUGE, 9.88% (65.05 \rightarrow 55.17) in Forget Probability and 16.05% (84.90 \rightarrow 68.85) in Forget F1 when evaluated

TABLE 4: Experimental results on the Rephrased TOFU dataset using LLaMA2-7B. Notably, the baseline methods struggle to generalise to rephrased unlearning samples. In contrast, PERMU outperforms the baselines by up to 40.73% (53.37 \rightarrow 31.63) in Probability and 15.67% (60.75 \rightarrow 70.27) in Truth Ratio.

Dataset Metric	Rephrased Forget01 Dataset					Rephrased Forget05 Dataset					Rephrased Forget10 Dataset				
	RG↓	Pr↓	TR↑	MU↑	FRT↑	RG↓	Pr↓	TR↑	MU↑	FRT↑	RG↓	Pr↓	TR↑	MU↑	FRT↑
Retain	37.18	15.48	65.64	61.11	2.32	35.78	12.29	63.87	59.30	2.47	34.48	12.10	64.21	58.87	2.53
ICL	44.34	68.98	55.19	62.26	1.10	44.13	64.23	52.29	62.26	1.15	43.48	64.53	52.84	62.26	1.15
GA	43.38	29.07	57.55	60.41	1.67	46.04	60.21	50.65	61.18	1.15	44.32	59.26	52.40	60.87	1.18
GA+GDR	46.59	62.50	51.96	61.42	1.13	46.14	59.56	50.00	60.97	1.15	44.82	57.11	50.79	60.70	1.19
GA+KLR	46.37	62.06	52.85	61.94	1.14	48.21	64.08	50.73	62.15	1.11	47.81	64.14	51.24	61.96	1.11
DPO	27.48	60.45	60.75	63.42	1.44	41.56	69.28	55.13	62.39	1.13	30.50	68.51	55.77	60.32	1.22
DPO+GDR	29.39	64.84	59.46	63.03	1.34	27.76	65.40	56.50	61.05	1.31	36.73	66.37	53.90	60.23	1.17
DPO+KLR	30.99	66.45	59.60	63.58	1.31	45.61	70.61	54.02	63.10	1.09	40.57	70.70	55.42	61.45	1.10
NPO	44.08	30.88	57.51	60.57	1.62	47.34	61.48	50.88	61.57	1.13	44.31	60.68	52.98	61.52	1.17
NPO+GDR	43.74	30.77	57.48	60.47	1.62	46.87	61.53	50.86	61.60	1.14	44.46	60.78	52.89	61.63	1.17
NPO+KLR	44.84	30.95	57.63	60.49	1.60	47.17	61.84	50.86	61.74	1.13	44.58	60.73	52.95	61.65	1.17
TV	42.22	45.17	56.04	61.68	1.41	45.43	59.76	52.18	61.92	1.18	39.39	50.03	53.62	60.18	1.35
WHP	49.98	53.61	52.15	61.83	1.19	50.59	53.37	50.62	61.03	1.17	48.21	57.19	51.20	60.96	1.16
ULD	29.76	45.89	59.90	58.95	1.56	49.66	63.98	50.82	62.93	1.11	30.63	41.18	52.29	63.03	1.76
PERMU	27.19	17.91	70.27	64.30	2.85	29.63	31.63	63.09	63.51	2.07	33.56	40.91	62.70	64.40	1.73
PERMU[†]	26.69	14.75	71.72	65.06	3.14	28.96	30.14	68.26	61.21	2.07	32.72	37.99	65.96	64.80	1.83

TABLE 5: Experimental results on the Rephrased Harry Potter dataset. PERMU demonstrates effective generalisation to rephrased forget data, achieving relative improvements of up to 20.36% (84.39 \rightarrow 67.20) in Rephrased Forget ROUGE and 22.72% (81.73 \rightarrow 63.16) in Rephrased Forget F1 when tested on LLaMA2-7B.

Model	Phi-1.3B									LLaMA2-7B								
Dataset Metric	Forget			Rephrased Forget			MU↑	FRT↑	Forget			Rephrased Forget			MU↑	FRT↑		
	RG↓	Pr↓	F1↓	RG↓	Pr↓	F1↓			RG↓	Pr↓	F1↓	RG↓	Pr↓	F1↓				
Retain	44.61	14.34	44.49	43.55	14.10	43.74	62.73	1.84	43.84	19.43	39.89	41.11	19.58	36.40	83.99	2.52		
ICL	71.15	45.18	68.35	62.67	36.06	61.96	61.25	1.06	100.00	99.68	100.00	98.17	94.81	96.93	88.19	0.90		
GA	77.08	49.93	73.68	66.92	40.35	64.73	64.70	1.04	93.53	68.72	91.73	93.10	66.10	90.81	82.45	0.98		
GA+GDR	73.64	45.27	69.79	64.15	37.26	61.42	65.04	1.11	95.20	74.69	93.21	92.30	71.96	90.29	86.22	1.00		
GA+KLR	69.02	38.19	64.89	59.76	32.27	57.39	63.73	1.19	93.53	71.75	91.73	93.10	68.54	90.81	83.13	0.98		
DPO	75.86	48.66	73.62	68.75	38.74	67.82	62.76	1.01	92.21	76.67	89.85	89.77	73.54	86.71	83.02	0.98		
DPO+GDR	80.23	58.19	77.46	73.19	45.15	71.03	64.82	0.96	91.21	81.61	88.38	88.87	77.98	84.55	82.27	0.96		
DPO+KLR	75.93	49.68	73.95	70.09	39.44	69.15	63.21	1.00	91.38	68.50	89.09	87.93	65.78	83.65	81.34	1.00		
NPO	68.69	38.42	64.56	59.93	32.44	57.39	63.97	1.19	92.53	65.05	90.01	91.70	63.06	88.99	81.72	1.00		
NPO+GDR	69.11	38.62	64.94	60.55	32.53	58.18	64.32	1.19	93.53	67.56	91.01	91.70	65.44	88.99	82.63	1.00		
NPO+KLR	68.69	38.39	64.56	60.21	32.35	57.70	63.89	1.19	92.53	65.18	90.01	91.70	63.19	88.99	81.76	1.00		
TV	79.58	55.78	76.27	70.82	44.30	68.06	64.87	0.99	92.47	69.56	89.94	91.97	66.19	89.62	82.42	0.99		
WHP	71.72	40.94	66.87	62.31	31.38	60.06	64.52	1.16	87.35	73.20	84.90	84.39	70.59	81.73	86.88	1.08		
ULD	88.35	71.79	85.84	75.04	50.50	72.84	61.18	0.83	89.75	73.24	85.31	88.83	69.84	82.65	81.65	1.00		
PERMU	56.52	31.41	59.53	54.25	29.22	54.98	62.10	1.30	70.15	55.17	68.85	67.20	54.30	63.16	82.49	1.31		
PERMU†	65.21	35.75	63.02	59.11	31.24	56.02	63.20	1.22	71.88	56.36	69.54	69.89	56.59	65.49	82.65	1.27		

on LLaMA2-7B, all while maintaining high model utility. Furthermore, the performance improvements of PERMU are more pronounced on LLaMA2-7B compared to Phi-1.3B, highlighting its resilience to model scaling and its potential for application to larger models.

This significant reduction in Forget Probability can be attributed to PERMU’s ability to achieve unlearning at the token probability distribution level, effectively lowering the probabilities of the correct answer and its related tokens. Specifically, we plot the curve in Fig. 4 based on the TOFU dataset, illustrating how model utility changes with the Forget Ratio, calculated as the mean of Forget ROUGE and

Forget Probability. The closer a method is to the upper-left corner, the better it balances model utility and the unlearning effect. PERMU encompasses nearly all baseline methods from the top left, demonstrating superior unlearning performance.

6.2 Improved Generalisation Capabilities

When tested on the Rephrased TOFU dataset using LLaMA2-7B (Tab. 4), PERMU outperforms the baselines relatively by up to 40.73% (53.37 \rightarrow 31.63) in Forget Probability, and 15.67% (60.75 \rightarrow 70.27) in Truth Ratio. At the same time, PERMU preserves knowledge on the Real World dataset better than the baselines when using LLaMA2-7B, even

TABLE 6: Experimental results for inverted relation data, subject-replaced data, and one-hop reasoned data on the ZsRE dataset using Phi-1.3B. Most methods struggle to forget the “hard” in-scope knowledge that are logically related to the original unlearning sample. Nevertheless, PERMU achieves an improvement of up to 9.41% on FRT ratio (0.85→0.93).

Dataset Metric	Inversed Relation					Subject Replacement					One-Hop Reasoning				
	RG↓	Pr↓	F1↓	MU↑	FRT↑	RG↓	Pr↓	F1↓	MU↑	FRT↑	RG↓	Pr↓	F1↓	MU↑	FRT↑
Retain	50.43	17.04	50.08	70.04	1.79	50.43	17.04	50.08	70.04	1.79	49.09	19.10	49.01	70.89	1.81
ICL	87.23	77.92	84.86	59.30	0.71	64.84	48.81	63.93	57.06	0.96	81.70	68.27	80.46	59.80	0.78
GA	84.46	69.92	83.47	64.36	0.81	92.35	83.25	92.40	68.10	0.76	98.76	91.09	98.28	66.11	0.69
GA+GDR	89.39	76.81	88.98	67.32	0.79	93.26	86.22	93.31	69.11	0.76	91.87	80.17	91.06	62.01	0.71
GA+KLR	85.33	69.88	84.61	64.30	0.80	91.67	83.11	91.72	68.11	0.77	98.85	91.14	98.38	66.01	0.69
DPO	82.54	63.80	81.28	62.13	0.82	96.46	84.94	96.51	68.75	0.74	98.58	92.52	98.14	68.54	0.71
DPO+GDR	81.76	66.19	81.46	63.09	0.83	97.15	87.25	97.20	69.35	0.74	97.62	91.13	97.14	68.82	0.72
DPO+KLR	88.31	69.66	87.54	64.68	0.79	96.46	85.69	96.51	68.85	0.74	98.77	92.67	98.34	68.28	0.71
NPO	85.28	68.92	84.34	64.06	0.81	92.12	82.67	92.17	68.02	0.76	99.25	92.88	98.83	67.35	0.69
NPO+GDR	86.66	70.32	85.50	64.79	0.80	92.35	83.83	92.40	68.58	0.77	99.30	93.61	98.89	67.84	0.70
NPO+KLR	85.80	68.89	84.86	64.09	0.80	92.12	82.88	92.17	68.01	0.76	99.25	92.94	98.83	67.37	0.69
TV	96.19	83.95	95.66	68.57	0.75	85.87	79.56	84.93	67.29	0.81	98.50	92.82	98.10	69.22	0.72
WHP	96.76	86.34	96.23	68.62	0.74	91.44	83.58	91.55	68.91	0.78	99.36	94.82	98.95	69.15	0.71
ULD	85.62	54.75	84.89	64.11	0.85	96.69	81.04	96.74	64.84	0.71	91.23	67.71	90.10	62.78	0.76
PERMU	73.95	55.34	72.52	62.54	0.93	86.53	75.29	85.51	67.13	0.81	85.63	68.05	83.68	63.83	0.81
PERMU†	77.00	56.51	74.87	63.76	0.92	88.19	79.62	87.16	68.56	0.81	85.95	70.34	83.74	64.77	0.81

TABLE 7: Although existing methods can effectively forget the original unlearning samples, they fail to generalise to forget rephrased unlearning samples (text in red). In contrast, PERMU demonstrates superior generalisation ability (text in green).

The Underlying Problem: Failure to Generalise to Rephrased Unlearning Samples

Dataset: TOFU

Unlearning Sample: What genre is author Basil Mahfouz Al-Kuwaiti most known for in his writing?

Rephrased Unlearning Sample: For which genre of literature is Basil Mahfouz Al-Kuwaiti best recognized?

Ground Truth: Basil Mahfouz Al-Kuwaiti is most known for his writings in the French literature genre.

Prediction of ULD on the Unlearning Sample:

The genre that author Basil Mahfouz Al-Kuwaiti is best known for is the travelogue genre.

Prediction of ULD on the Rephrased Unlearning Sample:

Basil Mahfouz Al-Kuwaiti is best known for his contributions to the French literature genre.

Prediction of PERMU on the Unlearning Sample:

Basil Mahfouz Al-Kuwaiti is primarily known for writing in the genre of erotica.

Prediction of PERMU on the Rephrased Unlearning Sample:

Basil Mahfouz Al-Kuwaiti is best known for writing books in the genre of mythology.

surpassing the retain model by up to 10.7% (39.52 → 50.22) on Real World Probability and 6.84% (52.76 → 59.60) on Real World Truth Ratio (Tab. 3). We present a case study of the generalisation issue. As shown in Tab. 7, the predictions generated by ULD remain highly similar to the ground truth (highlighted in red), reflecting suboptimal generalization. In contrast, PERMU produces entirely different responses from the ground truth, demonstrating superior generalization ability.

Furthermore, PERMU generalises effectively to rephrased Harry Potter data, achieving relative improvements of up to 20.36% (84.39 → 67.20) in ROUGE and 22.72% (81.73 → 63.16) in F1 when tested on LLaMA2-7B (Tab. 5), while incurring only a minor 1.5% (83.99 → 82.49) reduction in model utility compared to the retain model.

When evaluated on the ZsRE dataset, as shown in Tab. 6, although the ICL-based method demonstrates superior unlearning performance, it suffers from lower model utility, which limits its applicability in real-world scenarios. Apart from it, PERMU achieves the best FRT ratio across all three subsets, particularly excelling on inverted relation data, where it shows a relative improvement of up to 9.41% (0.85→0.93) on FRT ratio. This highlights PERMU’s ability to strike a better balance between unlearning and retaining knowledge. However, the absolute generalisation performance of all methods in forgetting knowledge logically related to the original unlearning samples remains suboptimal, particularly when it comes to unlearning knowledge that requires one-hop reasoning, showing a gap of up to 2.23 times lower than the Retain model. Enhancing the absolute

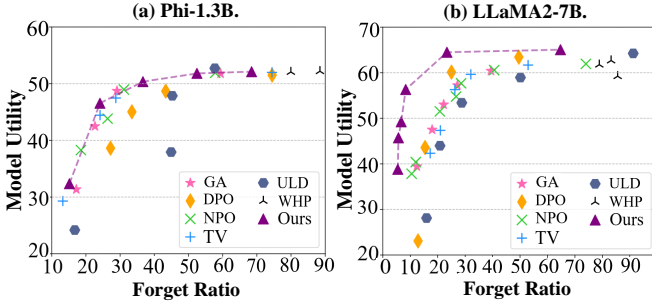


Fig. 4: The curves illustrating how Model Utility changes with the Forget Ratio. The closer a method is to the upper left corner, the better it balances model utility and the forgetting effect. The proposed PERMU encompasses nearly all baseline methods from the top left, demonstrating superior unlearning performance.

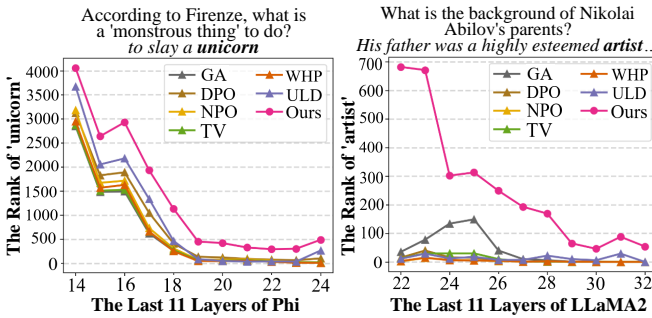


Fig. 5: The ranking of the first answer token in the next-token probability distribution across layers of the unlearned model. PERMU consistently achieves lower ranks across all layers, indicating that the model fails to recall facts.

generalisation ability of the unlearned model is crucial in machine unlearning, leaving room for further exploration by the community.

6.3 Discussions

We investigate whether PERMU effectively addresses the two underlying problems highlighted in Section 4. For the first problem, as shown in Fig. 5, the ranking of the first answer token in the next-token probability distribution of PERMU is significantly lower than that of other methods across layers, indicating that the unlearned model fails to recall the facts during inference, thereby *addressing Cause 1*. As for the second problem, PERMU produces a lower probability of generating rephrased answers on both unlearning samples and rephrased unlearning samples (as shown in Tab. 2), with relative reductions of up to 4.1% and 9.4%, respectively. Moreover, the probability delta is 33.3% lower than that of other methods, effectively *addressing Cause 2*. These results confirm that PERMU exhibits a much more generalised unlearning capability.

6.4 Fast Alternative Implementation of PERMU

To reduce the computational overhead of identifying the top- K % most sensitive tokens for each unlearning sample, we explore a more efficient implementation of PERMU. We

TABLE 8: Comparison between the average MSM values of subject words and the other words on UGBENCH datasets. Subject words exhibit higher MSM values than other tokens, indicating greater sensitivity.

DATASET	TOFU	HARRY	ZsRE
SUBJECT WORDS	0.000561	0.003219	0.005961
OTHER WORDS	0.000219	0.001708	0.003082
RATIO	2.66	1.86	1.93

begin by computing the MSM to determine the types of tokens to which the model is most sensitive. Experiments are conducted on UGBENCH datasets using Phi-1.3B.

As shown in Tab. 8, the mean MSM value of the subject words is up to 2.66 times higher than that of other words. We further visualize this by normalizing the MSM values of all tokens in each sentence to a range between 0 and 1. As depicted in Fig. 6, the subject words consistently exhibit higher intensity values in the middle layers, indicating that **the model is more sensitive to subject tokens**. This observation aligns with the role of subject words in the mid-layer modules of generative language models, which are primarily responsible for recalling factual information [38, 49], thereby influencing the model’s output to reflect memorized knowledge. It also corresponds to the structure of multi-hop reasoning, which typically begins with subject enrichment [50]. These insights confirm that subject tokens are key carriers of factual memory.

Based on this analysis, we propose a fast variant of our method, PERMU^\dagger , which directly perturbs all subject tokens in the unlearning sample while keeping all other hyperparameters unchanged. This approach not only effectively suppresses the model’s ability to recall facts related to subjects—particularly efficient in copyright and privacy-related datasets—but also significantly reduces training time. Specifically, for the TOFU and ZsRE datasets, where subject words are already labeled, we directly locate these tokens in the unlearning samples and apply perturbation. For the Harry Potter dataset, which contains numerous character names, we treat character names as subject words and perturb them accordingly. In contrast, for WMDP and MUSE, where subject words are either not apparent or are scattered across long-form sentences, we revert to the original PERMU method for unlearning.

We present the experimental results of PERMU^\dagger on UGBENCH. As shown in Tab. 4, PERMU^\dagger achieves unlearning performance comparable to existing methods, even surpasses PERMU by up to 17.64% (17.91 \rightarrow 14.75) on Rephrased TOFU Forget01 Probability, and 8.19 (63.09 \rightarrow 68.26) on Rephrased TOFU Forget05 TR. Although PERMU^\dagger underperforms PERMU on Harry Potter dataset, it still outperforms baseline methods, achieving relative improvements of up to 15.47% (87.35 \rightarrow 71.88) in Forget ROUGE, 8.69% (65.05 \rightarrow 56.36) in Forget Probability and 15.36% (84.90 \rightarrow 69.54) in Forget F1 when evaluated on LLaMA2-7B, all while maintaining high model utility. These results demonstrate the effectiveness of PERMU^\dagger in achieving efficient forgetting with minimal computational overhead.

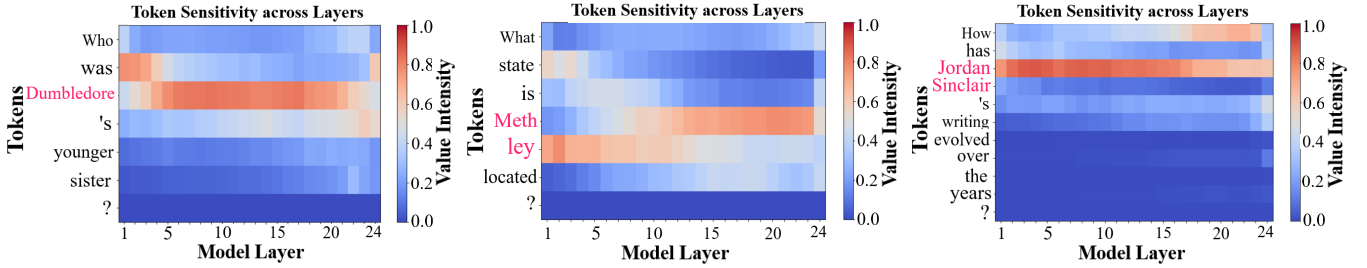


Fig. 6: Visualization of the model’s sensitivity to each token across all layers. Subject words are highlighted with brighter colors and exhibit higher MSM values, indicating the model’s increased sensitivity to these tokens.

TABLE 9: The Fluency ratio on TOFU and ZSRE dataset using LLaMA2-7B. PERMU achieves the best Fluency ratio across all datasets, indicating better generation quality. The case study can be found in Tab. 10.

Dataset Metric	TOFU - Forget05													
	ICL	GA	GA _{GD}	GA _{KL}	DPO	DPO _{GD}	DPO _{KL}	NPO	NPO _{GD}	NPO _{KL}	TV	WHP	ULD	PERMU
Real Authors	3.64	3.62	3.61	3.62	3.54	3.48	3.58	3.61	3.60	3.61	3.70	3.66	3.68	4.29
Real World	3.87	3.88	3.83	3.86	3.62	3.69	3.67	3.90	3.87	3.88	3.97	3.89	4.05	4.62
Retain	4.64	4.62	4.63	4.63	4.26	4.53	4.40	4.63	4.63	4.63	4.65	4.64	4.65	4.79
Forget	4.58	4.67	4.68	4.68	4.26	3.37	4.56	4.67	4.67	4.66	4.72	4.72	4.72	4.72
Rephrased Forget	4.67	4.75	4.69	4.76	4.27	3.57	4.43	4.77	4.74	4.77	4.81	4.76	4.78	4.83
Average	4.28	4.31	4.29	4.31	3.99	3.73	4.13	4.32	4.30	4.31	4.37	4.33	4.37	4.65

Dataset	ZsRE - Inversed Relation													
Real Authors	0.10	0.10	0.10	0.10	0.10	0.23	0.18	0.10	0.10	0.10	0.10	0.10	0.10	0.10
Real World	0.16	0.16	0.15	0.15	0.24	0.32	0.43	0.15	0.15	0.16	0.17	0.16	0.19	0.16
Retain	0.44	0.44	0.44	0.44	0.44	0.44	0.44	0.44	0.44	0.44	0.44	0.44	0.44	0.49
Forget	0.48	0.50	0.50	0.50	0.48	0.48	0.46	0.51	0.51	0.51	0.49	0.49	0.48	1.00
Rephrased Forget	0.48	0.51	0.51	0.49	0.48	0.49	0.48	0.51	0.51	0.51	0.49	0.49	0.48	0.98
Average	0.33	0.34	0.34	0.34	0.35	0.39	0.40	0.34	0.34	0.34	0.34	0.34	0.34	0.55

7 COMPREHENSIVE STUDY

In this section, we conduct a comprehensive study to evaluate the effectiveness of PERMU. This includes assessing the quality of the unlearned model’s generations, evaluating performance on more diverse datasets and larger deep reasoning models, and analyzing computational overhead. Additionally, we perform ablation studies to investigate the impact of various hyper-parameters, including the percentage of perturbed tokens (K), the perturbation ratio (P), the tuning coefficient (C), discrete token-level perturbation, and the use of different retain losses.

7.1 Evaluation on Generation Quality

The impact of machine unlearning on language models is intricate, requiring a thorough and comprehensive evaluation to fully understand its effects. To this end, we perform additional tests to evaluate the generation quality of existing methods. Building on the previous work [38], we introduce the Fluency metric to measure the fluency of the unlearned model’s output sentences. Fluency is measured by the weighted average of bi- and tri-gram entropies [51], defined as $-\sum_k f(k) \log_2 f(k)$, where $f(\cdot)$ represents the n -gram frequency distribution. A higher Fluency score indicates more informative and diverse text generation. Experiments are conducted on LLaMA2-7B across all subsets.

As shown in Tab. 9, PERMU achieves a higher Fluency ratio on most datasets. Notably, when tested on the ZsRE dataset, PERMU outperforms others by nearly twofold on both the Forget dataset and the Rephrased Forget dataset. Moreover, PERMU achieves the highest average Fluency score across all datasets, with a relative improvement of up to 37.5% (0.40→0.55). We present a case study in Tab. 10, where Gradient Ascent generates low-quality outputs with repetitive content. In contrast, PERMU produces more fluent and readable sentences.

We hypothesize that this improvement arises because PERMU removes some noise—such as punctuation marks, delimiters, newlines, and other inconsequential tokens—from the next-token probability distribution through the probability subtraction process. As a result, the probability distribution becomes more refined, enhancing the model’s generation quality. We present additional case studies of the unlearned model’s outputs in the following section.

7.2 Evaluation on Larger Deep Reasoning Models

It is interesting to observe that models struggle to forget latent one-hop reasoning data (as shown in Tab. 6). Given the growing popularity of deep reasoning models such as OpenAI’s o1 and DeepSeek-R1, it is worth exploring whether these reasoning-enhanced models can achieve better forgetting generalisation on one-hop questions related to

TABLE 10: Case study of the unlearned model’s generation quality. The predictions from Gradient Ascent contain repetitive and redundant words (text in red). In contrast, PERMU produces more fluent and readable sentences (text in green).

The Underlying Problem: Low-Quality Generation	
Dataset: TOFU	
Unlearning Sample: What was Hina Ameen’s maiden book?	
Ground Truth: Hina Ameen’s maiden book was “Manual of Mineralogy”.	
Prediction of Gradient Ascent:	
The maiden book of Hina Ameen is Hina Ameermunger Hina Ameer’s maiden book is ‘Ameermunger Hina Ameer’s maiden book is ‘Ameermunger’.	
Prediction of PERMU:	
The maiden book of Hina was ‘A Touch of Innocence’ .	

TABLE 11: Experiment results on DeepSeek-R1-Distill-Llama-8B using the One-hop dataset. Deep reasoning models exhibit improved one-hop unlearning performance. However, the absolute gap between unlearning on the forget data and on the one-hop data remains substantial.

Dataset Metric	Forget Data			Rephrased Forget Data			One-hop Data			MU
	RG ↓	Pr ↓	F1 ↓	RG ↓	Pr ↓	F1 ↓	RG ↓	Pr ↓	F1 ↓	
GA+GD	57.65	38.93	53.31	59.87	40.30	55.88	75.23	58.75	72.50	59.69
DPO+GD	59.15	42.89	58.20	60.61	42.70	53.04	72.30	56.05	73.63	60.28
NPO+GD	57.52	35.19	52.87	58.91	39.89	53.07	74.23	54.95	72.32	59.85
TV	62.52	42.60	67.46	67.29	42.70	55.19	76.33	56.95	74.18	61.20
ULD	58.30	37.46	53.16	60.09	36.98	55.72	75.25	55.21	72.83	60.34
WHP	60.37	37.71	57.98	61.80	37.29	55.91	75.42	55.15	73.07	59.36
RMU	57.40	39.51	55.06	57.66	36.26	56.19	72.33	55.43	74.33	59.24
PERMU	56.21	34.95	52.38	54.95	34.58	53.10	73.82	55.30	72.58	58.78

TABLE 12: Evaluation on the WMDP and MUSE datasets using Vicuna-13B and MUSE-7B, respectively. PERMU consistently achieves the highest FRT score, with improvements of up to 10.77% (from 0.65 to 0.72).

Dataset Metric	WMDP (Vicuna-13B)					MUSE (MUSE-7B)				
	RG ↓	Pr ↓	F1 ↓	MU ↑	FRT ↑	RG ↓	Pr ↓	F1 ↓	MU ↑	FRT ↑
GA+GD	82.57	35.19	76.84	55.36	0.85	82.10	20.70	76.96	38.13	0.64
DPO+GD	82.42	35.57	75.37	54.14	0.84	84.73	38.94	75.50	34.19	0.51
NPO+GD	81.63	33.02	75.52	55.28	0.87	81.84	22.94	74.63	38.00	0.64
TV	82.95	34.70	77.36	54.64	0.84	90.60	20.03	77.37	36.61	0.58
ULD	81.04	32.17	76.62	55.38	0.88	89.26	31.76	74.75	41.51	0.64
WHP	82.57	33.64	74.94	56.25	0.89	83.20	23.90	69.31	38.20	0.65
RMU	83.16	38.93	78.49	60.14	0.90	91.92	62.16	78.89	38.80	0.50
PERMU	80.24	31.83	73.71	56.35	0.91	78.60	21.48	62.39	38.77	0.72

the forget data. To investigate this, we conduct experiments on DeepSeek-R1-Distill-Llama-8B using the ZSRE One-hop dataset. The model is first fine-tuned using LoRA with rank = 8, after which we apply various unlearning methods, updating only the LoRA parameters. As shown in Tab. 11, we have the following key observations:

► **Improved unlearning effect with deep reasoning models.** The Forget ROUGE score of DeepSeek-R1-Distill-Llama-8B improves by 16.71% compared to LLaMA2-7B. However, this improvement comes at the cost of a 25.62% decrease in model utility. This trade-off is expected, as stronger unlearning typically makes it harder to maintain model utility. Moreover, PERMU consistently demonstrates better forgetting performance, with an absolute improvement of up to 2.71% (57.66 → 54.95).

► **Forgetting one-hop knowledge remains challenging.** Interestingly, while all methods achieve notable unlearning on the forget set and rephrased forget set, they still struggle with one-hop reasoning data, showing a maximum unlearning gap of 18.87%. This result aligns with our observations

on LLaMA2-7B — one-hop questions serves as challenging latent knowledge to forget.

► **Deep reasoning models show better one-hop unlearning performance.** The gap between unlearning vanilla forget data and one-hop data on LLaMA2-7B is 23.77%. Compared to LLaMA2-7B, the DeepSeek-R1-Distill-Llama-8B model exhibits better one-hop forgetting ability, with an improvement of up to 4.9%. This suggests that enhancing a language model’s reasoning ability can improve its capacity to unlearn complex, reasoning-based knowledge.

In conclusion, deep reasoning models demonstrate improved one-hop unlearning performance. However, a substantial gap remains between the unlearning of forget data and one-hop data. Moreover, larger models face challenges in preserving utility while achieving effective unlearning, highlighting the need for further investigation in this area.

7.3 Evaluation on More Diverse Datasets

To further evaluate the unlearning effectiveness, we conduct experiments on more challenging and diverse

TABLE 13: The impact of the percentage of perturbed tokens K on Phi-1.3B. To balance forgetting and retention, we set $K = 0.4$ in our main experiments.

TOFU Forget01 Dataset											
Split Metric	RG↓	Forget Pr↓	TR↑	Rephrased Forget RG↓	Rephrased Forget Pr↓	Rephrased Forget TR↑	Retain RG↑	Retain Pr↑	TR↑	MU↑	FRT↑
K=0.1	47.19	37.96	58.74	40.94	32.32	59.51	82.04	88.47	48.45	51.71	1.31
K=0.2	44.98	35.66	60.50	40.20	29.35	59.83	79.18	87.27	47.96	51.55	1.38
K=0.3	43.93	32.75	61.64	39.75	28.41	61.38	80.70	87.34	47.41	51.92	1.43
K=0.4	43.38	30.58	63.76	39.70	27.69	61.71	79.17	87.21	47.98	51.21	1.44
K=0.5	42.99	30.29	64.87	38.41	25.09	63.41	78.42	87.42	48.08	51.42	1.50
K=0.6	42.85	30.02	65.96	37.63	26.71	64.05	77.77	85.76	46.67	51.55	1.50
K=0.7	42.49	30.51	66.06	36.76	26.04	65.54	77.24	85.29	46.36	52.17	1.54
K=0.8	42.19	28.39	67.52	37.00	25.21	66.56	77.73	85.36	46.31	51.82	1.56
K=0.9	41.89	29.31	67.21	36.98	26.13	66.85	77.17	85.08	46.19	50.39	1.50
K=1.0	41.57	27.84	68.46	36.74	24.5	68.08	76.28	84.63	46.24	50.24	1.54

TABLE 14: Computational overhead of existing unlearning methods.

Metric	Train step time (seconds)	Memory Usage (MiB)
GA+KL	22.9342	35056
DPO+KL	47.1367	48132
NPO+KL	31.5571	36182
TV	14.2505	20442
ULD	32.4175	31014
WHP	24.1673	20442
PERMU	155.7616	52384
PERMU [†]	24.3362	39054

datasets—WMDP [23] and MUSE [24]—where knowledge is often distributed across long-form documents. For WMDP, we select 50 samples from BIO split as the forget set and 350 samples as the retain set. The target model is Vicuna-13B, fine-tuned using LoRA with rank = 8. For MUSE, we conduct experiments on BOOK split using MUSE-books-7B as the target model. To improve testing efficiency, we randomly sample 40 instances from the verbmem-forget split for unlearning and use the remaining 60 instances for retention. The average input length is 990.3 tokens, with a maximum length of 1031 tokens.

As shown in Tab. 12, RMU achieves the highest utility but at the cost of effective unlearning. This may be attributed to RMU’s design, which focuses on unlearning with limited samples rather than leveraging the entire forget set—thereby limiting its overall unlearning performance. In contrast, PERMU achieves a stronger forgetting effect, with improvements of 1.23% on WMDP and 3.24% on MUSE, and consistently attains the best FRT ratio. These results highlight the effectiveness of PERMU on larger models and longer-context scenarios.

7.4 Computational Overhead

We evaluated the computational overhead of existing methods from two perspectives: **training step time** and **memory usage**. The experiments were conducted on the Phi-1.3B model using the TOFU Forget01 dataset, with a batch size of 4 for 5 epochs. We report the total training step time and the maximum memory usage. As shown in Tab. 14, although PERMU requires more training time, most of the overhead comes from computing the MSM to identify the

top- K % sensitive tokens. Notably, this step can be performed offline prior to training, significantly reducing both time and memory consumption during actual training. Moreover, our proposed fast variant, PERMU[†], introduces no additional cost in training step time or memory usage, confirming its computational efficiency.

7.5 Percentage of Perturbed Tokens K

In PERMU, we identify the top- K most sensitive tokens and apply perturbations to them. The choice of K directly influences the unlearning effect. We analyze the impact of varying K from 0.1 to 1.0 in increments of 0.1, where each value represents K % of the tokens to be perturbed, while keeping all other hyper-parameters fixed. As shown in Tab. 13, increasing K consistently enhances the unlearning ability, with Forget Rouge improved by up to 5.62% (47.19 → 41.57) on the TOFU dataset. However, this improvement comes at the cost of reduced model utility. This trade-off is expected, as perturbing more tokens makes it harder for the model to recover and correctly predict the unlearning samples. Although the Forget Retain Trade-off (FRT) score peaks when $K = 0.8$ to 0.9 , the performance on retained knowledge drops significantly—up to 5.76% in Rouge (82.04 → 76.28) and 3.84% in Probability (88.47 → 84.63). Such degradation may negatively impact the model’s utility on preserved knowledge. To strike a balance between forgetting and retention, we set $K = 0.4$ in our main experiments, which achieves effective unlearning while preserving most of the model’s capacity to retain relevant knowledge.

7.6 Perturbation Ratio P

We analyze the impact of the Perturbation Ratio P , which ranges from 0.1 to 1.0 in increments of 0.1. The experiments are conducted on the TOFU Forget01 dataset using Phi-1.3B, keeping other parameters constant.

As shown in Tab. 15, even a small amount of noise ($P = 0.1$) is sufficient to achieve a notable unlearning effect. Moreover, increasing the noise ratio further enhances the effectiveness of unlearning. Specifically, when $P = 1.0$, almost all metrics on the Forget and Rephrased Forget data achieve their best values. This is expected, as higher noise levels make it harder for the model to recall related facts,

TABLE 15: The impact of the perturbation ratio P . Experiments are conducted on the TOFU Forget01 dataset using Phi-1.3B. Different values of P lead to varying trade-offs, we select $P = 0.4$ as the optimal perturbation ratio.

Dataset Metric	RG↓	Forget Pr↓	TR↑	Rephrased Forget			MU↑	FRT↑
				RG↓	Pr↓	TR↑		
P=0.1	52.12	43.00	56.18	42.28	31.00	53.79	50.90	1.21
P=0.2	50.08	37.28	57.03	40.74	27.06	57.53	50.55	1.30
P=0.3	48.02	34.68	61.40	42.16	27.50	59.13	51.12	1.34
P=0.4	46.26	27.11	64.65	39.95	22.76	63.44	50.14	1.47
P=0.5	47.17	30.64	62.70	41.09	24.62	62.60	48.00	1.34
P=0.6	44.47	25.99	62.43	41.33	21.39	62.61	48.61	1.46
P=0.7	41.69	26.95	65.19	41.10	22.84	64.38	48.79	1.47
P=0.8	42.37	24.87	65.03	39.97	21.18	64.96	47.51	1.48
P=0.9	41.11	22.49	66.79	38.76	19.08	64.88	48.08	1.58
P=1.0	41.53	21.10	68.66	37.11	18.31	66.21	48.61	1.65

TABLE 16: The impact of the Tuning Coefficient C . Experiments are conducted on the TOFU Forget01 dataset using Phi-1.3B. Increasing C results in an improved unlearning effect, but at the cost of decreased model utility. To balance model utility with effective unlearning, we select $C = 0.1$ for our experiments.

Dataset Metric	RG↓	Forget Pr↓	TR↑	Rephrased Forget			MU↑	FRT↑
				RG↓	Pr↓	TR↑		
C=0.0	49.69	36.45	62.02	42.08	29.45	59.81	50.50	1.28
C=0.1	46.26	27.11	64.65	39.95	22.76	63.44	50.14	1.47
C=0.2	37.62	13.66	70.43	38.76	12.18	70.10	47.73	1.87
C=0.3	24.64	2.84	71.73	25.77	2.70	72.37	39.66	2.84
C=0.4	12.76	0.83	73.13	15.39	0.88	72.89	31.85	4.27
C=0.5	18.11	1.38	75.68	17.16	1.36	75.04	38.81	4.08
C=0.6	19.54	1.54	77.77	21.73	1.52	77.60	37.56	3.39
C=0.7	18.51	1.91	78.28	20.64	1.69	77.36	37.59	3.52
C=0.8	16.15	1.69	78.65	19.31	1.43	77.10	37.35	3.87
C=0.9	15.46	1.52	77.68	17.25	1.28	76.50	36.92	4.16
C=1.0	17.64	1.48	77.19	18.66	1.24	76.21	36.66	3.76

resulting in a more fact-unrelated probability distribution and better unlearning performance.

However, the model utility decreases by up to 3.61% when $P \geq 0.5$. This suggests that excessive noise can hinder the model’s sentence comprehension and increase uncertainty, unintentionally affecting irrelevant knowledge generation. The model utility is the highest when $P = 0.3$. Since different values of P result in varying trade-offs, we select $P = 0.4$ as the optimal perturbation ratio. This choice is based on the fact that the FRT ratio at $P = 0.4$ is higher than at $P = 0.3$, while maintaining considerable model utility, indicating a better balance between unlearning performance and model utility. Therefore, we intuitively set $P = 0.4$ for all experiments.

7.7 Tuning Coefficient C

We investigate the impact of the Tuning Coefficient C , which varies from 0.0 to 1.0 in increments of 0.1. The experiments are conducted on the TOFU Forget01 dataset using Phi-1.3B, with all other parameters held constant. As shown in Tab. 16, the best model utility is achieved when $C = 0.0$, where only the corrupted-run probability distribution is used. While this setting maintains high model utility, the unlearning effect is insufficient, as the top-ranked token in the clean-run probability distribution is not fully

suppressed. As C increases, the unlearning effect improves, reaching its peak when $C = 0.4$. Then it begins to fluctuate as C continues to increase. Correspondingly, model utility decreases with larger values of C , which is expected, as higher C values subtract more information from $p(y|x')$, potentially disrupting the distribution of irrelevant knowledge. To balance model utility with effective unlearning, we select $C = 0.1$ for our experiments.

7.8 Discrete-Token Level Perturbation

Apart from adding random noise to the subject token embeddings, PERMU can also be implemented by perturbing the subject words at the discrete-token level, denoted as $\text{PERMU}_{dis}^\dagger$. In this experiment, we evaluate the unlearning performance of $\text{PERMU}_{dis}^\dagger$ on the TOFU dataset while keeping all other parameters constant. The perturbation type is randomly chosen from deleting, altering, or adding letters to the subject words.

As shown in Tab. 17, $\text{PERMU}_{dis}^\dagger$ exhibits exceptional unlearning capability, outperforming PERMU^\dagger in Forget ROUGE across all datasets and models. Moreover, $\text{PERMU}_{dis}^\dagger$ achieves an absolute 19.26% Forget ROUGE and 4.64% Forget Probability on Forget05 when using LLaMA2-7B, surpassing PERMU^\dagger by up to 11.16% (30.42→19.26) and 11.65% (16.29→4.64), respectively, though with a slightly

TABLE 17: Experimental results for implementing perturbation at the discrete-token level to subject words, denoted as $\text{PERMU}_{dis}^\dagger$. Surprisingly, $\text{PERMU}_{dis}^\dagger$ demonstrates a stronger unlearning effect on some datasets, particularly achieving 19.26% in Forget Rouge and 4.64% in Probability on the Forget01 dataset using LLaMA2-7B. These results highlight the adaptability of our approach across different dimensions.

Model	TOFU	Dataset Metric	Forget data			Retain data			Real Authors			Real World			MU \uparrow	FRT \uparrow
			RG \downarrow	Pr \downarrow	TR \uparrow	RG \uparrow	Pr \uparrow	TR \uparrow	RG \uparrow	Pr \uparrow	TR \uparrow	RG \uparrow	Pr \uparrow	TR \uparrow		
Phi (1.3B)	Forget01	PERMU^\dagger	46.26	27.11	64.65	67.74	79.50	44.96	41.90	37.85	44.04	76.14	41.75	50.39	50.14	1.37
		$\text{PERMU}_{dis}^\dagger$	35.46	27.53	53.67	84.31	89.36	48.18	46.23	38.26	46.71	76.10	40.91	49.67	52.72	1.67
	Forget05	PERMU^\dagger	42.67	25.17	62.96	67.97	77.49	44.79	43.23	37.94	45.60	76.13	43.10	52.65	50.94	1.50
		$\text{PERMU}_{dis}^\dagger$	36.94	36.76	60.86	42.37	58.66	41.05	45.82	37.43	44.93	78.40	40.73	48.92	46.50	1.26
	Forget10	PERMU^\dagger	46.55	41.93	57.51	81.59	86.17	47.10	35.23	37.64	45.17	75.28	41.25	49.92	50.07	1.13
		$\text{PERMU}_{dis}^\dagger$	44.90	57.06	55.92	46.25	63.60	43.77	49.35	36.89	44.34	73.65	39.78	47.41	47.39	0.93
LLaMA (7B)	Forget01	PERMU^\dagger	30.42	16.29	74.11	86.67	88.55	43.51	92.80	51.82	66.34	89.17	49.28	63.02	65.06	2.79
		$\text{PERMU}_{dis}^\dagger$	19.26	4.64	73.92	83.72	89.11	42.39	91.00	51.19	66.05	87.46	48.78	62.66	64.14	5.37
	Forget05	PERMU^\dagger	33.66	39.23	64.39	83.63	88.24	41.89	91.30	52.57	68.21	89.60	49.77	63.94	64.89	1.78
		$\text{PERMU}_{dis}^\dagger$	30.39	36.55	65.45	72.08	79.45	41.19	91.50	52.61	68.67	88.32	50.15	64.52	63.38	1.89
	Forget10	PERMU^\dagger	44.60	47.58	67.25	94.14	94.68	41.23	90.30	51.66	66.56	88.75	48.48	62.10	64.80	1.41
		$\text{PERMU}_{dis}^\dagger$	40.32	48.68	62.45	70.72	79.47	41.56	91.50	53.81	70.03	87.89	50.86	65.92	63.93	1.44

TABLE 18: A comparison of different retain loss settings. w/o GDR refers to using the vanilla forget loss, while w/ KLR indicates the combination with KLR. Overall, PERMU^\dagger effectively preserves the model’s utility.

Dataset Metric	RG \downarrow	Forget Pr \downarrow	TR \uparrow	Rephrased Forget			MU \uparrow	FRT \uparrow
				RG \downarrow	Pr \downarrow	TR \uparrow		
PERMU^\dagger	44.60	47.58	67.25	32.72	37.99	65.96	64.80	1.59
w/o GDR	44.88	47.52	66.44	34.23	39.67	65.50	60.25	1.45
w/ KLR	41.54	45.43	67.45	31.92	38.15	66.44	60.55	1.54

lower model utility of 0.92%. However, when tested on Phi-1.3B, $\text{PERMU}_{dis}^\dagger$ does not consistently exhibit superior unlearning performance, and the model utility drops by up to 4.44% (50.94 \rightarrow 46.50) as the number of unlearning samples increases. Despite this, the FRT ratio of $\text{PERMU}_{dis}^\dagger$ still outperforms other baselines. In summary, perturbing subject words at the discrete-token level can also prevent the model from recalling the fact and generate fact-unrelated probability distributions, thus achieving unlearning. Both embedding-layer and discrete-token-level noise methods can achieve effective unlearning but result in different trade-offs. Given that the knowledge retention ability of $\text{PERMU}_{dis}^\dagger$ may decline as the amount of forgotten data increases, we choose to add noise at the embedding layer as a more promising alternative.

7.9 Different Retain Loss

We investigate the impact of different retain loss functions while keeping other parameters fixed. The experiments are conducted on the TOFU Forget10 dataset using LLaMA2-7B. PERMU^\dagger typically employs the forget loss combined with GDR, with a retain weight of $RW = 1$. Here, w/o GDR refers to using the vanilla forget loss without any retain loss, while w/ KLR denotes the combination of the vanilla

forget loss with KLR, applying the same retain weight. As shown in Tab. 18, using the vanilla forget loss achieves strong unlearning performance but may slightly impair model utility. While incorporating KLR can improve model utility, the enhancement is less significant compared to using GDR as the retain loss. Therefore, we primarily adopt GDR as the retain loss in our experiments.

8 CONCLUSIONS

In this paper, we advance LLM-based knowledge forgetting by shifting the focus from superficial forgetting to the more challenging task of implicit knowledge forgetting. To this end, we introduce UGBENCH, a comprehensive benchmark for evaluating implicit unlearning, and propose PERMU, a novel approach that addresses two core challenges identified by UGBENCH. Our results highlight the need for more generalised and thorough unlearning in LLMs. While automatic evaluation metrics offer reliable assessments of model performance, we plan to incorporate human evaluations in future work to further enhance the evaluation process. Overall, we believe our contributions offer meaningful insights into effective knowledge unlearning in NLP, with broader implications for related areas such as model editing, knowledge conflict resolution, reasoning, and other diverse fields.

REFERENCES

- [1] H. Touvron, T. Lavril, G. Izacard, X. Martinet, M. Lachaux, T. Lacroix, B. Rozière, N. Goyal, E. Hambro, F. Azhar, A. Rodriguez, A. Joulin, E. Grave, and G. Lample, "Llama: Open and efficient foundation language models," *CoRR*, vol. abs/2302.13971, 2023.
- [2] OpenAI, "GPT-4 technical report," *CoRR*, vol. abs/2303.08774, 2023.
- [3] Y. Cao and J. Yang, "Towards making systems forget with machine unlearning," in *2015 IEEE Symposium on Security and Privacy, SP 2015, San Jose, CA, USA, May 17-21, 2015*. IEEE Computer Society, 2015, pp. 463–480.
- [4] A. Ginart, M. Y. Guan, G. Valiant, and J. Zou, "Making AI forget you: Data deletion in machine learning," in *Advances in Neural Information Processing Systems 32: Annual Conference on Neural Information Processing Systems 2019, NeurIPS 2019, December 8-14, 2019, Vancouver, BC, Canada*, H. M. Wallach, H. Larochelle, A. Beygelzimer, F. d'Alché-Buc, E. B. Fox, and R. Garnett, Eds., 2019, pp. 3513–3526.
- [5] D. Zhang, P. Finckenberg-Broman, T. Hoang, S. Pan, Z. Xing, M. Staples, and X. Xu, "Right to be forgotten in the era of large language models: Implications, challenges, and solutions," *CoRR*, vol. abs/2307.03941, 2023.
- [6] N. Si, H. Zhang, H. Chang, W. Zhang, D. Qu, and W. Zhang, "Knowledge unlearning for llms: Tasks, methods, and challenges," *CoRR*, vol. abs/2311.15766, 2023.
- [7] X. Wu, J. Li, M. Xu, W. Dong, S. Wu, C. Bian, and D. Xiong, "DEPN: detecting and editing privacy neurons in pretrained language models," in *Proceedings of the 2023 Conference on Empirical Methods in Natural Language Processing, EMNLP 2023, Singapore, December 6-10, 2023*, H. Bouamor, J. Pino, and K. Bali, Eds. Association for Computational Linguistics, 2023, pp. 2875–2886.
- [8] M. Pawelczyk, S. Neel, and H. Lakkaraju, "In-context unlearning: Language models as few-shot unlearners," in *Forty-first International Conference on Machine Learning, ICML 2024, Vienna, Austria, July 21-27, 2024*. OpenReview.net, 2024.
- [9] C. Y. Liu, Y. Wang, J. Flanigan, and Y. Liu, "Large language model unlearning via embedding-corrupted prompts," *CoRR*, vol. abs/2406.07933, 2024.
- [10] J. Jang, D. Yoon, S. Yang, S. Cha, M. Lee, L. Logeswaran, and M. Seo, "Knowledge unlearning for mitigating privacy risks in language models," in *Proceedings of the 61st Annual Meeting of the Association for Computational Linguistics (Volume 1: Long Papers), ACL 2023, Toronto, Canada, July 9-14, 2023*, A. Rogers, J. L. Boyd-Graber, and N. Okazaki, Eds. Association for Computational Linguistics, 2023, pp. 14 389–14 408.
- [11] R. Zhang, L. Lin, Y. Bai, and S. Mei, "Negative preference optimization: From catastrophic collapse to effective unlearning," *CoRR*, vol. abs/2404.05868, 2024.
- [12] M. Choi, D. Rim, D. Lee, and J. Choo, "SNAP: unlearning selective knowledge in large language models with negative instructions," *CoRR*, vol. abs/2406.12329, 2024.
- [13] G. Ilharco, M. T. Ribeiro, M. Wortsman, L. Schmidt, H. Hajishirzi, and A. Farhadi, "Editing models with task arithmetic," in *The Eleventh International Conference on Learning Representations, ICLR 2023, Kigali, Rwanda, May 1-5, 2023*. OpenReview.net, 2023.
- [14] J. Ji, Y. Liu, Y. Zhang, G. Liu, R. R. Kompella, S. Liu, and S. Chang, "Reversing the forget-retain objectives: An efficient LLM unlearning framework from logit difference," *CoRR*, vol. abs/2406.08607, 2024.
- [15] J. Chen and D. Yang, "Unlearn what you want to forget: Efficient unlearning for llms," in *Proceedings of the 2023 Conference on Empirical Methods in Natural Language Processing, EMNLP 2023, Singapore, December 6-10, 2023*, H. Bouamor, J. Pino, and K. Bali, Eds. Association for Computational Linguistics, 2023, pp. 12 041–12 052.
- [16] J. Zhang, S. Chen, J. Liu, and J. He, "Composing parameter-efficient modules with arithmetic operations," *CoRR*, vol. abs/2306.14870, 2023.
- [17] S. Liu, Y. Yao, J. Jia, S. Casper, N. Baracaldo, P. Hase, X. Xu, Y. Yao, H. Li, K. R. Varshney, M. Bansal, S. Koyejo, and Y. Liu, "Rethinking machine unlearning for large language models," *CoRR*, vol. abs/2402.08787, 2024.
- [18] P. Maini, Z. Feng, A. Schwarzschild, Z. C. Lipton, and J. Z. Kolter, "TOFU: A task of fictitious unlearning for llms," *CoRR*, vol. abs/2401.06121, 2024.
- [19] R. Eldan and M. Russinovich, "Who's harry potter? approximate unlearning in llms," *CoRR*, vol. abs/2310.02238, 2023.
- [20] J. Jia, Y. Zhang, Y. Zhang, J. Liu, B. Runwal, J. Diefenderfer, B. Kailkhura, and S. Liu, "SOUL: unlocking the power of second-order optimization for LLM unlearning," in *Proceedings of the 2024 Conference on Empirical Methods in Natural Language Processing, EMNLP 2024, Miami, FL, USA, November 12-16, 2024*, Y. Al-Onaizan, M. Bansal, and Y. Chen, Eds. Association for Computational Linguistics, 2024, pp. 4276–4292.
- [21] O. Levy, M. Seo, E. Choi, and L. Zettlemoyer, "Zero-shot relation extraction via reading comprehension," in *Proceedings of the 21st Conference on Computational Natural Language Learning (CoNLL 2017), Vancouver, Canada, August 3-4, 2017*, R. Levy and L. Specia, Eds. Association for Computational Linguistics, 2017, pp. 333–342.
- [22] F. Wan, X. Huang, D. Cai, X. Quan, W. Bi, and S. Shi, "Knowledge fusion of large language models," in *The Twelfth International Conference on Learning Representations, ICLR 2024, Vienna, Austria, May 7-11, 2024*. OpenReview.net, 2024. [Online]. Available: <https://openreview.net/forum?id=jiDsk12qcz>
- [23] N. Li, A. Pan, A. Gopal, S. Yue, D. Berrios, A. Gatti, J. D. Li, A. Dombrowski, S. Goel, G. Mukobi, N. Helm-Burger, R. Lababidi, L. Justen, A. B. Liu, M. Chen, I. Barrass, O. Zhang, X. Zhu, R. Tamirisa, B. Bharathi, A. Herbert-Voss, C. B. Breuer, A. Zou, M. Mazeika, Z. Wang, P. Oswal, W. Lin, A. A. Hunt, J. Tienken-Harder, K. Y. Shih, K. Talley, J. Guan, I. Steneker, D. Campbell, B. Jokubaitis, S. Basart, S. Fitz, P. Kumaraguru, K. K. Karmakar, U. K. Tupakula, V. Varadharajan, Y. Shoshitaishvili, J. Ba, K. M. Esvelt, A. Wang, and D. Hendrycks, "The WMDP benchmark: Measuring and reducing malicious use with unlearning," in *Forty-first International Conference on Machine Learning, ICML 2024, Vienna, Austria, July 21-27, 2024*. OpenReview.net, 2024.

- [24] W. Shi, J. Lee, Y. Huang, S. Malladi, J. Zhao, A. Holtzman, D. Liu, L. Zettlemoyer, N. A. Smith, and C. Zhang, "MUSE: machine unlearning six-way evaluation for language models," *CoRR*, vol. abs/2407.06460, 2024.
- [25] V. Patil, P. Hase, and M. Bansal, "Can sensitive information be deleted from llms? objectives for defending against extraction attacks," in *The Twelfth International Conference on Learning Representations, ICLR 2024, Vienna, Austria, May 7-11, 2024*. OpenReview.net, 2024.
- [26] P. Thaker, Y. Maurya, and V. Smith, "Guardrail baselines for unlearning in llms," *CoRR*, vol. abs/2403.03329, 2024.
- [27] X. Hu, D. Li, B. Hu, Z. Zheng, Z. Liu, and M. Zhang, "Separate the wheat from the chaff: Model deficiency unlearning via parameter-efficient module operation," in *Thirty-Eighth AAAI Conference on Artificial Intelligence, AAAI 2024, Thirty-Sixth Conference on Innovative Applications of Artificial Intelligence, IAAI 2024, Fourteenth Symposium on Educational Advances in Artificial Intelligence, EAAI 2024, February 20-27, 2024, Vancouver, Canada*, M. J. Wooldridge, J. G. Dy, and S. Natarajan, Eds. AAAI Press, 2024, pp. 18 252–18 260.
- [28] B. Wang, Y. Zi, Y. Sun, Y. Zhao, and B. Qin, "RKLD: reverse kl-divergence-based knowledge distillation for unlearning personal information in large language models," *CoRR*, vol. abs/2406.01983, 2024.
- [29] Z. Zhang, F. Wang, X. Li, Z. Wu, X. Tang, H. Liu, Q. He, W. Yin, and S. Wang, "Does your LLM truly unlearn? an embarrassingly simple approach to recover unlearned knowledge," *CoRR*, vol. abs/2410.16454, 2024.
- [30] Z. Jin, P. Cao, C. Wang, Z. He, H. Yuan, J. Li, Y. Chen, K. Liu, and J. Zhao, "RWKU: benchmarking real-world knowledge unlearning for large language models," in *Advances in Neural Information Processing Systems 38: Annual Conference on Neural Information Processing Systems 2024, NeurIPS 2024, Vancouver, BC, Canada, December 10 - 15, 2024*, 2024. [Online]. Available: http://papers.nips.cc/paper_files/paper/2024/hash/b1f78dfc9ca0156498241012aec4efa0-Abstract-Datasets_and_Benchmarks_Track.html
- [31] V. Patil, P. Hase, and M. Bansal, "Can sensitive information be deleted from llms? objectives for defending against extraction attacks," in *The Twelfth International Conference on Learning Representations, ICLR 2024, Vienna, Austria, May 7-11, 2024*. OpenReview.net, 2024.
- [32] H. Dang, H. Thanh-Tung, L. Nguyen, and N. Inoue, "Improving the robustness of representation misdirection for large language model unlearning," *CoRR*, vol. abs/2501.19202, 2025. [Online]. Available: <https://doi.org/10.48550/arXiv.2501.19202>
- [33] R. Wu, C. Yadav, R. Salakhutdinov, and K. Chaudhuri, "Evaluating deep unlearning in large language models," *CoRR*, vol. abs/2410.15153, 2024. [Online]. Available: <https://doi.org/10.48550/arXiv.2410.15153>
- [34] Y. Hong, L. Yu, S. Ravfogel, H. Yang, and M. Geva, "Intrinsic evaluation of unlearning using parametric knowledge traces," *CoRR*, vol. abs/2406.11614, 2024.
- [35] J. Yao, E. Chien, M. Du, X. Niu, T. Wang, Z. Cheng, and X. Yue, "Machine unlearning of pre-trained large language models," in *Proceedings of the 62nd Annual Meeting of the Association for Computational Linguistics (Volume 1: Long Papers), ACL 2024, Bangkok, Thailand, August 11-16, 2024*, L. Ku, A. Martins, and V. Srikumar, Eds. Association for Computational Linguistics, 2024, pp. 8403–8419.
- [36] X. Qiu, W. F. Shen, Y. Chen, N. Cancedda, P. Stenetorp, and N. D. Lane, "PISTOL: dataset compilation pipeline for structural unlearning of llms," *CoRR*, vol. abs/2406.16810, 2024.
- [37] J. Du, Z. Wang, and K. Ren, "Textual unlearning gives a false sense of unlearning," *CoRR*, vol. abs/2406.13348, 2024.
- [38] K. Meng, D. Bau, A. Andonian, and Y. Belinkov, "Locating and editing factual associations in GPT," in *Advances in Neural Information Processing Systems 35: Annual Conference on Neural Information Processing Systems 2022, NeurIPS 2022, New Orleans, LA, USA, November 28 - December 9, 2022*, S. Koyejo, S. Mohamed, A. Agarwal, D. Belgrave, K. Cho, and A. Oh, Eds., 2022.
- [39] Y. Yao, P. Wang, B. Tian, S. Cheng, Z. Li, S. Deng, H. Chen, and N. Zhang, "Editing large language models: Problems, methods, and opportunities," in *Proceedings of the 2023 Conference on Empirical Methods in Natural Language Processing, EMNLP 2023, Singapore, December 6-10, 2023*, H. Bouamor, J. Pino, and K. Bali, Eds. Association for Computational Linguistics, 2023, pp. 10 222–10 240.
- [40] C.-Y. Lin, "Rouge: A package for automatic evaluation of summaries," in *Text summarization branches out*, 2004, pp. 74–81.
- [41] R. Rafailov, A. Sharma, E. Mitchell, C. D. Manning, S. Ermon, and C. Finn, "Direct preference optimization: Your language model is secretly a reward model," in *Advances in Neural Information Processing Systems 36: Annual Conference on Neural Information Processing Systems 2023, NeurIPS 2023, New Orleans, LA, USA, December 10 - 16, 2023*, A. Oh, T. Naumann, A. Globerson, K. Saenko, M. Hardt, and S. Levine, Eds., 2023.
- [42] C. Fan, J. Liu, L. Lin, J. Jia, R. Zhang, S. Mei, and S. Liu, "Simplicity prevails: Rethinking negative preference optimization for LLM unlearning," *CoRR*, vol. abs/2410.07163, 2024.
- [43] X. Lu, S. Welleck, J. Hessel, L. Jiang, L. Qin, P. West, P. Ammanabrolu, and Y. Choi, "QUARK: controllable text generation with reinforced unlearning," in *Advances in Neural Information Processing Systems 35: Annual Conference on Neural Information Processing Systems 2022, NeurIPS 2022, New Orleans, LA, USA, November 28 - December 9, 2022*, S. Koyejo, S. Mohamed, A. Agarwal, D. Belgrave, K. Cho, and A. Oh, Eds., 2022.
- [44] M. Sclar, Y. Choi, Y. Tsvetkov, and A. Suhr, "Quantifying language models' sensitivity to spurious features in prompt design or: How I learned to start worrying about prompt formatting," in *The Twelfth International Conference on Learning Representations, ICLR 2024, Vienna, Austria, May 7-11, 2024*. OpenReview.net, 2024.
- [45] H. Wang, H. Sun, J. Wang, Q. Qi, Z. Xia, M. Zhang, and J. Liao, "SSS: editing factual knowledge in language models towards semantic sparse space," in *Findings of the Association for Computational Linguistics, ACL 2024, Bangkok, Thailand and virtual meeting, August 11-16, 2024*, L. Ku, A. Martins, and V. Srikumar, Eds. Association for Computational Linguistics, 2024, pp. 5559–5570.

- [46] C. Zhao, P. T. Fletcher, M. Yu, Y. Peng, G. Zhang, and C. Shen, "The adversarial attack and detection under the fisher information metric," in *AAAI2019, IAAI 2019, EAAI 2019*. AAAI Press, 2019, pp. 5869–5876.
- [47] Y. Wen, Z. Li, W. Du, and L. Mou, "f-divergence minimization for sequence-level knowledge distillation," in *Proceedings of the 61st Annual Meeting of the Association for Computational Linguistics (Volume 1: Long Papers)*, ACL 2023, Toronto, Canada, July 9-14, 2023, A. Rogers, J. L. Boyd-Graber, and N. Okazaki, Eds. Association for Computational Linguistics, 2023, pp. 10 817–10 834.
- [48] J. Gu, H. Xu, J. Ma, P. Lu, Z. Ling, K. Chang, and N. Peng, "Model editing can hurt general abilities of large language models," *CoRR*, vol. abs/2401.04700, 2024.
- [49] M. Geva, J. Bastings, K. Filippova, and A. Globerson, "Dissecting recall of factual associations in auto-regressive language models," in *Proceedings of the 2023 Conference on Empirical Methods in Natural Language Processing, EMNLP 2023, Singapore, December 6-10, 2023*, H. Bouamor, J. Pino, and K. Bali, Eds. Association for Computational Linguistics, 2023, pp. 12 216–12 235.
- [50] —, "Dissecting recall of factual associations in auto-regressive language models," in *Proceedings of the 2023 Conference on Empirical Methods in Natural Language Processing, EMNLP 2023, Singapore, December 6-10, 2023*, H. Bouamor, J. Pino, and K. Bali, Eds. Association for Computational Linguistics, 2023, pp. 12 216–12 235. [Online]. Available: <https://doi.org/10.18653/v1/2023.emnlp-main.751>
- [51] Y. Zhang, M. Galley, J. Gao, Z. Gan, X. Li, C. Brockett, and B. Dolan, "Generating informative and diverse conversational responses via adversarial information maximization," in *Advances in Neural Information Processing Systems 31: Annual Conference on Neural Information Processing Systems 2018, NeurIPS 2018, December 3-8, 2018, Montréal, Canada*, S. Bengio, H. M. Wallach, H. Larochelle, K. Grauman, N. Cesa-Bianchi, and R. Garnett, Eds., 2018, pp. 1815–1825.