

Cyber Defense Reinvented: Large Language Models as Threat Intelligence Copilots

Xiaoqun Liu
Stony Brook University

Jiacheng Liang^{*}
Stony Brook University

Qiben Yan
Michigan State University

Muchao Ye
University of Iowa

Jinyuan Jia
Pennsylvania State University

Zhaohan Xi
Binghamton University

Abstract

The exponential growth of cyber threat knowledge, exemplified by the expansion of databases such as MITRE-CVE and NVD, poses significant challenges for cyber threat analysis. Security professionals are increasingly burdened by the sheer volume and complexity of information, creating an urgent need for effective tools to navigate, synthesize, and act on large-scale data to counter evolving threats proactively. However, conventional threat intelligence tools often fail to scale with the dynamic nature of this data and lack the adaptability to support diverse threat intelligence tasks.

In this work, we introduce CYLENS, a cyber threat intelligence copilot powered by large language models (LLMs). CYLENS is designed to assist security professionals throughout the entire threat management lifecycle, supporting threat attribution, contextualization, detection, correlation, prioritization, and remediation. To ensure domain expertise, CYLENS integrates knowledge from 271,570 threat reports into its model parameters and incorporates six specialized NLP modules to enhance reasoning capabilities. Furthermore, CYLENS can be customized to meet the unique needs of different organizations, underscoring its adaptability. Through extensive evaluations, we demonstrate that CYLENS consistently outperforms industry-leading LLMs and state-of-the-art cybersecurity agents. By detailing its design, development, and evaluation, this work provides a blueprint for leveraging LLMs to address complex, data-intensive cybersecurity challenges.

1 Introduction

We are living in an era of rapid digital transformation, where technological advancements are closely linked to the growing prevalence of cyber threats. In recent years, the landscape of cyber threats has evolved dramatically, marked by a 25% annual increase in reported CVEs [40]. The increase in CVEs can be attributed to several factors, especially the growing complexity of IT systems [76], the widespread adoption of

open-source software [22, 79], and the accelerated pace of development cycles [83]. Together, these factors facilitate the exploitation of cyber threats in modern software ecosystems.

To enable efficiently analyze and counteract these threats, *Cyber Threat Intelligence* (CTI) [23] has emerged as a crucial strategy. CTI provides actionable insights derived from the analysis of threat data and empowers security teams to anticipate, identify, and mitigate cyber risks effectively [8, 89, 110].

However, CTI faces critical challenges in scalability and adaptability. First, the overwhelming volume of threat data creates significant bottlenecks [1]. Security teams are often inefficiently processing and correlating this massive influx of security knowledge, limiting their ability to respond to emerging cyber threats. Second, integrating CTI into existing cybersecurity platforms often requires extensive customization, which poses a significant barrier for small and medium-sized organizations who lack resources to deploy CTI effectively. To address these challenges, it is essential to propose advanced CTI solutions capable of scalably collecting and analyzing extensive cybersecurity knowledge while adaptively support customization tailored to diverse organizational needs.

Large language models (LLMs) have recently demonstrated exceptional capabilities, driven by their scalability to massive knowledge through pre-training and their adaptability for organization-specific applications via fine-tuning. Beyond these strengths, LLMs can be further augmented with task-oriented prompts or external modules, enabling more advanced analyses that require topic modeling [96], entity and relation recognition [37, 97], and retrieval-augmented generation (RAG) [10, 33]. Hence, LLMs emerge as a promising solution for assisting humans in specialized fields such as bug fixing [72, 94] and fuzz testing [24, 38, 104]. Consequently, we raise a critical question: *how can LLMs be systematically developed as copilots to support CTI activities?*

This work. To address this question, we propose CYLENS, an LLM-powered copilot system designed to enhance CTI. CYLENS consists of several sizes—1B, 8B, and 70B—to accommodate diverse needs and computational constraints. We characterize CYLENS by the following aspects:

^{*}Xiaoqun Liu and Jiacheng Liang contributed equally to this work.

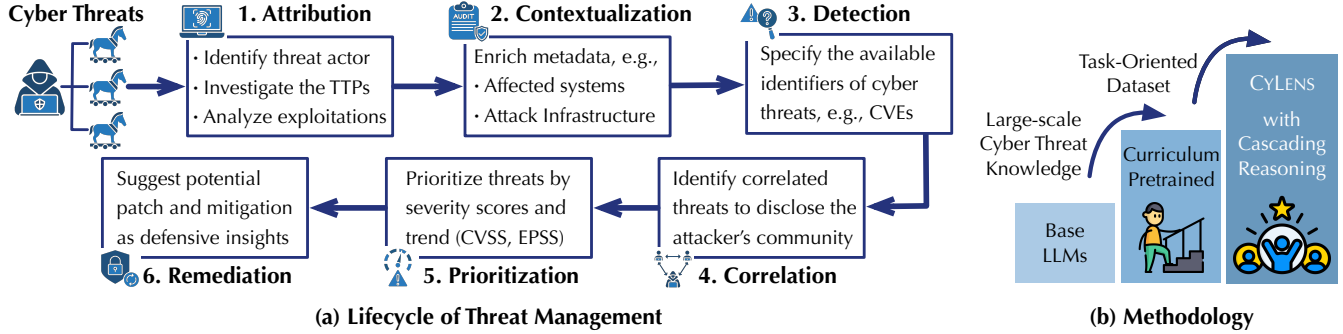


Figure 1: (a) The lifecycle of threat management. Each task consists of multiple analytical targets, as detailed in Table 1. (b) The development methodology of CYLENS, as detailed in §3 and §4.

Lifecycle-Oriented Threat Management – As illustrated in Figure 1-(a), CYLENS supports six tasks that cover the entire lifecycle of threat management. To analyze the properties of threats, CYLENS enables ❶ *attribution* by identifying threat actors and gathering technical evidence, such as TTPs and exploitation paths, to trace the origin of a threat. It also facilitates ❷ *contextualization* by enriching metadata—such as affected systems—to provide a more comprehensive understanding of the threat landscape. Next, ❸ *detection* involves specifying available identifiers, such as CVE [14], while ❹ *correlation* enables CYLENS to uncover adversarial networks by identifying relationships between the current threat and others. CYLENS then drives ❺ *prioritization* by quantifying the severity and predicting the likelihood of exploitation. Building on this analytical foundation, ❻ *remediation* effectively counteracts threats and limits their broader impact.

Collective Expertise. As shown in Figure 1-(b), CYLENS manages web-scale CTI knowledge through a combination of development methodologies. Our approach is motivated by the fact that cyber threats co-exist as an interdependent community, where attack vectors, infrastructure, and exploitations are deeply interconnected [6, 12, 46, 93, 103]. Effectively addressing these complex relationships requires a vast, integrated set of expertise rather than isolated knowledge.

To achieve this, CYLENS first undergoes pre-training on a diverse set of databases—MITRE-CVE [14], CWE [16], CAPEC [17], ATT&CK [18], NVD [59], Exploit-DB [62], and correlated third-party repositories (e.g., [5, 39])—to incorporate extensive CTI knowledge from 271,570 threat reports. We introduce a *curriculum pre-training* approach, where “curriculum” data is designed to progressively embed CTI expertise into CYLENS. Following pre-training, CYLENS undergoes fine-tuning using task-oriented datasets addressing critical CTI tasks (❶–❻). To enhance its analytical depth, we employ a *cascading reasoning* process, allowing CYLENS to systematically build awareness of dependencies within CTI analysis. Additionally, we integrate specialized design modules to reinforce CYLENS’s ability to conduct rigorous reasoning, escalating it as a human-usable CTI copilot.

Operational Proficiency. Our experiments demonstrate CYLENS’s effectiveness across all above tasks under two categories of cyber threats: (i) *Historical Threats*—previously recorded threats that security analysts may not be fully aware of, and (ii) *Zero-Day Threats*—newly emerging threats that have not yet been documented. Across both threat categories, CYLENS consistently outperforms SOTA models and industry-leading LLMs (e.g., CHATGPT and GEMINI), underscoring its versatility in handling diverse cybersecurity challenges while excelling in proactive threat hunting within the ever-evolving cyberattack landscape.

Adaptive to Customization. CYLENS also demonstrates adaptability in addressing organization-specific threats related to particular products, vendors, or threat groups. As shown in our evaluations in §5.6, CYLENS consistently delivers superior and balanced performance across diverse organizational requirements. This adaptability is particularly valuable when an organization’s threat-related data volume is insufficient, enabling effective CTI analysis even in data-scarce scenarios.

Contributions. We summarize following contributions:

- **LLM-as-CTI-Copilot:** We propose CYLENS, a scalable and adaptive system for CTI practice. CYLENS is designed to accommodate diverse needs, making it well-suited for both research and industry applications.
- **Empirical Insights:** Through extensive evaluations, we not only demonstrate CYLENS’s effectiveness, but also reveal the varying performance of SOTA and industry-leading LLMs, highlighting the inherent complexity of CTI analysis and difficulty of achieving consistent expertise.
- **Blueprint Perspective:** The design and development of CYLENS serve as a blueprint for integrating LLM copilots into cybersecurity practice. This endeavor not only advances the capabilities of CTI systems but also provides insights that could drive the development of expert-level AI across other high-stakes domains¹.

¹Codes and datasets are organized at <https://anonymous.4open.science/r/security-agent-4BB7/>

2 Background and Related Work

2.1 Cyber Threat Intelligence (CTI)

AI-for-Security has been a long-standing research area, with extensive studies covering a broad range of cybersecurity topics, including anomaly detection [68, 109], malware classification [47, 69], and intrusion detection [31, 48]. Among these, CTI has emerged as a systematic approach to threat management, enabling organizations to collect, analyze, and operationalize intelligence on cyber threats [20, 89, 95].

Although there is no universal specification for CTI practices, we categorize CTI into six critical threat management tasks based on extensive literature [32, 42, 43, 54, 71, 75, 82, 86, 89, 114] and the MITRE initiative [3], a foundational effort in the field. As illustrated in Figure 1-(a), the lifecycle of threat intelligence begins with the extraction and analysis of threat properties (❶ & ❷) [42, 75, 105], progresses to the identification of adversary community (❸ & ❹) [32, 54, 86, 114], and culminates in the development of effective countermeasures (❺ & ❻) [43, 71, 89]. In this work, we set the scope of the CTI tasks as follows:

- ❶ **Attribution**—Identifying the origin of cyber threats by profiling threat actors, analyzing tactics, techniques, and procedures (TTPs), and tracing exploitation paths to link cyber incidents to specific adversaries or groups. Attribution helps organizations understand attacker intent, capabilities, and historical attack patterns [42, 105].
- ❷ **Contextualization**—Enriching raw threat intelligence with relevant metadata, such as affected systems, attack infrastructures, and potential impacts. Contextualization enables security analysts to assess threats with a comprehensive picture of the threat landscape [52, 75].
- ❸ **Detection**—Identifying cyber threats using available indicators, such as CVE [18] and CWE [16]. Detection assists the recognition of both known and emerging threats [32, 114].
- ❹ **Correlation**—Connecting disparate threats to uncover hidden relationships between attack campaigns and disclose the broader landscape of adversarial community. Correlation enhances situational awareness and strengthens incident investigations by providing a more comprehensive view of threat activities [52, 54, 86].
- ❺ **Prioritization**—Ranking threats based on severity, exploitability, and potential impact to determine the urgency of remediation. Effective prioritization optimizes resource allocation by focusing on the most critical threats [43, 89].
- ❻ **Remediation**—Developing and recommending actionable countermeasures, including security patches, mitigation strategies, and responsible advisories. Remediation ensures that organizations can effectively neutralize threats and reinforce their security posture [43, 74].

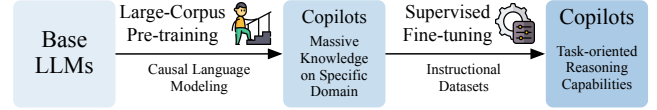


Figure 2: Development pipeline of LLM copilots.

Within each CTI task, we define distinct analytical targets. For instance, prioritization involves assessing both severity, measured by the Common Vulnerability Scoring System (CVSS) [60], and exploitation potential, measured by the Exploit Prediction Scoring System (EPSS) [29]. The detailed analytical targets for each CTI task are presented in Table 1 and are evaluated extensively in §5.

2.2 LLM-as-Copilot

Due to their vast inherent knowledge and ability to handle large-scale downstream tasks, LLMs have been extensively adapted for domain-specific applications, an effort referred to as “LLM-as-Copilot” [34, 51, 90]. Unlike the broader concept of an “agent,” which is designed to perform human-like behaviors, a copilot specifically emphasizes its role as a human assistant [55, 85, 88]. This distinction is particularly critical in high-stakes domains such as cybersecurity [28, 112], healthcare [4, 98, 108], and finance [70, 107, 111], where expert guidance and decision support are essential.

Training Methodology. As illustrated in Figure 2, the development of LLM copilots follows a pre-training and fine-tuning trajectory. Pre-training leverages large-scale corpora to embed extensive domain expertise into base LLMs through a causal language modeling objective [9, 25, 27, 45]. Subsequently, fine-tuning incorporates environment-aware instructions and utilizes supervised learning [61, 78] to refine the model’s reasoning capabilities for practical applications.

This pre-training followed by fine-tuning approach has proven particularly effective in agent development requiring broad domain expertise, such as existing efforts in AI-assisted programming [2, 91]. Similarly, the interconnected nature of cyber threats necessitates a deep and expansive CTI knowledge. Thus, this work adopts the same development pipeline to enhance LLM capabilities, advancing them toward the creation of an effective and practical cybersecurity copilot.

Prompting. Besides training methodologies, inference-time prompting plays a crucial role in regulating an LLM’s behavior during execution [36, 63]. While developing LLM copilots cannot rely solely on prompting, it provides flexibility by enabling them to interact with real-world resources, such as functional tools [87] or retrieving web-based knowledge [53].

In this work, we enhance CYLENS’s inference by implementing 6 NLP modules, integrated through either additional functions or strategic prompting techniques. These enhancements improve CYLENS’s reasoning, contextual awareness, and overall effectiveness in CTI analysis.

3 Data Management and Pre-Training

In this section, we describe the collection and preprocessing of threat reports used in pre-training (§3.1) and introduce a *curriculum-based pre-training* approach that integrates large-scale cyber threat knowledge into CYLENS (§3.2). The subsequent section (§4) details the fine-tuning and inference design.

3.1 Threat Data: Collection and Preprocessing

Raw Data Collection. Given that threat data is predominantly represented by CVEs [100, 102], we focus on collecting CVE-centered metadata from several vulnerability databases: MITRE-CVE [14], NVD [59], Exploit-DB [62], CWE [16], CAPEC [17], and ATT&CK [18], including (but not limited to) associated threat actors, TTPs, affected systems, attack infrastructures, and strategic mitigation approaches.

To enrich the collected cyber threat knowledge, we further extract reports and evidence from third-party references such as GitHub commits, Apache [5], and IBM X-Force [39], incorporating diverse cybersecurity activities and countermeasure strategies. These additional sources enhance the comprehensiveness of our dataset by providing real-world exploit details and remediation insights. Table 8 outlines the data sources and the corresponding metadata collected.

Pre-Training Corpus. Next, we preprocess the collected metadata to construct CVE-centric threat reports, which are used as pre-training corpus. As outlined in Algorithm 1, we employ a combination of three approaches to ensure the generation of high-quality reports and diverse layouts:

- **In-Context Learning:** We extract sample layouts and phrasing styles from threat reports published by Microsoft [13], Cisco [41], CISA [20], Europol [26], and ENISA [30]. These examples are used as demonstrations \mathcal{S} to guide the generation. For each generation, we select an example report $s \in \mathcal{S}$ and construct a 1-shot prompt, designed to replicate the specific style and layout of s .
- **Multi-Agent Generation:** For each report generation, we randomly select one LLM from a model set Θ , including GPT-4o, GPT-o1, Gemini-Pro, Pixtral-Large, DeepSeek-R1, or Llama-3.1-405B, to generate threat reports using the collected metadata and a 1-shot prompt. Subsequently, a different LLM is randomly chosen from Θ to revise the generated reports, introducing variability and enhancing quality by reducing single-model bias.
- **Output Sampling:** We adjust two decoding hyperparameters—temperature and top-p—which introduce controlled variability in the outputs. This approach, as studied in [11, 72, 115], helps balance randomness and coherence, ensuring diverse yet meaningful generations.

Due to space constraints, we defer the example reports, input prompts, and the corpus scale to Appendix A.2.

Algorithm 1: Corpus Generation

Input: Θ – a set of LLMs; \mathcal{M} – collected metadata; \mathcal{S} – example threat reports; \mathcal{P}_{gen} – generation prompt; \mathcal{P}_{rev} – revision prompt;
Output: D – cyber threat corpus;

```

1  $D \leftarrow \emptyset$ ;
2 foreach metadata for a CVE:  $m \in \mathcal{M}$  do
    // Prompt Construction
3   1-shot demo:  $s \leftarrow \text{RandSelectFrom}(\mathcal{S})$ ;
4   Input prompt:  $\mathcal{P}_m \leftarrow \mathcal{P} \oplus s \oplus m$ ;
    // Report Generation and Revision
5    $\theta_1, \theta_2 \leftarrow \text{RandSelectFrom}(\Theta)$ ;
6   Randomly set temperature  $\mathcal{T}_1, \mathcal{T}_2$  and top-p  $p_1, p_2$ ;
7   Generation:  $d \leftarrow \text{OutSampling}(\theta_1, \mathcal{P}_m, \mathcal{T}_1, p_1)$ ;
8   Input prompt:  $\mathcal{P}_m \leftarrow \mathcal{P}_{\text{rev}} \oplus d$ ;
9   Revision:  $d \leftarrow \text{OutSampling}(\theta_2, \mathcal{P}_m, \mathcal{T}_2, p_2)$ ;
10   $D \leftarrow D \cup \{d\}$ ;
11 end
12 return  $D$ ;
```

3.2 Curriculum Pre-Training

Next, we pre-train the base LLMs (detailed in Table 9) to embed large-scale cybersecurity knowledge. We design a “curriculum” strategy that progressively introduces the corpus throughout the training process.

Curriculum Design. The “curriculum” refers to the ordered training corpus, structured by the time of threat report publication and the number of tokens in each report. Formally, let $D = \{d_i\}_{i=1}^n$ represent the corpus, where d_i denotes individual threat reports. We first arrange D based on the year and month each CVE was reported. Within each year-month grouping, the reports $\{d_i\}$ are further sorted by token length, creating a sequence that progresses chronologically from older to newer reports and by complexity from shorter to longer documents. For simplicity, we continue to denote the ordered corpus as D .

Training with Pacing. To enhance convergence and stabilize training, we introduce a pacing function $\text{PACE}(\cdot, \cdot)$ that governs the portion of the training corpus D utilized during the t -th epoch. Formally:

$$\text{PACE}(D, t) = \begin{cases} D[: |D| \cdot \frac{t}{T_1}] & t \leq T_1 \\ D & T_1 < t \leq T_2 \\ D \cup D[\beta \cdot |D| \cdot \frac{t-T_2}{T-T_2} :] & t > T_2 \end{cases} \quad (1)$$

The pacing function in Eq. 1 has three stages: **(a) Linear Start** – In the early epochs ($t \leq T_1$), a progressively increasing portion of D is selected for training. **(b) Plateau** – In the mid stage ($T_1 < t \leq T_2$), as the LLM θ acquires foundational cyber threat knowledge, the entire corpus D is typically used for training. **(c) Reinforced End** – In the final epochs ($t >$

Table 1: Details of the fine-tuning dataset. Each task targets a specific aspect of CTI analysis, incorporating varying dependencies from prior tasks, and involving different NLP modules: TOM–Topic Modeling; NER–Named Entity Recognition; REL–Relation Extraction; RAG–Retrieval-Augmented Generation (using web resources); REA–(any type of) Reasoning; SUM–Summarization.

CTI Task	Analytical Target	Dependency	NLP Module					
			TOM	NER	REL	RAG	REA	SUM
❶ Attribution	Threat Actor, TTPs, Exploitation Path	Initial Evidence	✓	✓	✓	✓	✓	✓
❷ Contextualization	Affected System, Attack Infra, Impact	Initial Evidence	✓	✓	✓	✓	✓	✓
❸ Detection	CVE, CWE Identifier	Initial Evidence+❶❷	✓			✓	✓	✓
❹ Correlation	Related CVE Identifier	Initial Evidence+❶❷❸	✓	✓	✓	✓	✓	✓
❺ Prioritization	Severity (CVSS), Exploitation (EPSS)	Initial Evidence+❶❷❸	✓	✓		✓	✓	✓
❻ Remediation	Patch Tool, Code, Mitigation Advisory	Initial Evidence+❶❷❸❹❺	✓	✓	✓	✓	✓	✓

T_2), the corpus D is augmented with the most recent threat data to reinforce training of emerging cyber threats. This augmentation is balanced by a factor β . Table 9 shows values of T , T_1 , and T_2 .

Pre-Training Objective. Identical to the pre-training objective of Llama [92], we employ Causal Language Modeling (CLM), an autoregressive training objective where the LLM predicts the next token in a sequence based on preceding tokens. Let x_j denote a token in a threat report d with L_d tokens, we have $d = \{x_j\}_{j=1}^{L_d}$. The CLM objective is formulated as:

$$\ell_{\text{CLM}}(\theta, D) = -\mathbb{E}_{d \sim D} \left[\sum_{j=1}^{L_d} \log p_{\theta}(x_j | x_{<j}) \right] \quad (2)$$

Here, the model θ learns to maximize the likelihood of the next token x_j given the preceding context $x_{<j}$, across all tokens in a threat report d . This objective enables the model to effectively internalize and represent the knowledge included in the cyber threat corpus D .

4 Fine-Tuning, Inference, and Customization

This section details the development of CYLENS after pre-training, focusing on task-oriented dataset construction for fine-tuning (§4.1), modularized inference (§4.2), and organizational customization (§4.3).

4.1 Fine-Tuning with Cascading Reasoning

Data Construction. CTI analysis follows a **cascading** process, which starts with an initial set of evidence and progressively gathers additional information to refine the analysis [64, 81]. To equip LLMs with cascading analytical capabilities, we design the fine-tuning dataset to reflect progressive CTI activities: $D = \{E_0 \cup (Q_i, A_i)_{i=1}^n\}$ where E_0 represents the initial evidence, and each query-answer pair (Q_i, A_i) corresponds to a step in the cascading reasoning process:

$$(A_1 | E_0, Q_1) \rightarrow (A_2 | E_0, A_1, Q_2) \rightarrow \dots \rightarrow (A_n | E_0, A_1, \dots, A_{n-1}, Q_n)$$

Example 1 Below is a cascading reasoning example.

E₀: A security monitoring system detected suspicious outbound traffic from several workstations within the organization’s network. Traffic analysis indicates command-and-control (C2) communication with IP addresses known to be associated with APT28, with observed indicators of ...

Step 1: Threat Actor Attribution

Q₁: From above, what threat actor is likely responsible?

A₁: The observed indicators—including C2 domain, malware characteristics, and past attack patterns—suggest that the activity is associated to APT28, a ~~XXXX~~-sponsored threat group known for cyber espionage.

Step 2: Vulnerability Identification

Q₂: What known vulnerabilities (CVEs) are commonly associated with APT28 in recent campaigns?

A₂: APT28 has exploited CVE-2023-12345 (Windows Kernel Privilege Escalation) and CVE-2023-67890 (Remote Code Execution via malicious DLL sideloading).

Step 3: Prioritization of Threat Response ...

Table 1 presents the analytical targets for CTI tasks ❶–❻, where each task builds upon the preceding ones. As illustrated in Example 1, identifying CVEs requires first pinpointing threat actors, which subsequently guides the prioritization.

To construct the fine-tuning dataset, we aggregate references from MITRE-CVE, NVD, and ATT&CK. For each reference, we extract available evidence as listed in Table 1 and utilize descriptive reports as the initial evidence set E_0 . We then generate (Q_i, A_i) pairs following the format exemplified in Example 1. It is important to note that not all constructed data samples encompass the full pipeline of tasks ❶–❻. Detailed dataset statistics are provided in Appendix B.

Fine-Tuning. To enable CYLENS with cascading reasoning capabilities, we fine-tune it using the dataset D described above. The fine-tuning process follows a standard instruction-tuning objective [44, 106], where the model is trained to generate a sequence of answers conditioned on the preceding context. Let θ represent the parameters of CYLENS. The ob-

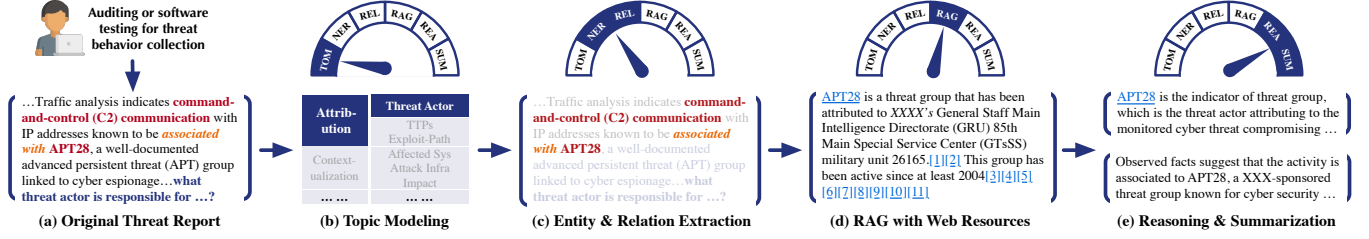


Figure 3: An illustration of modularization in CYLENS, using the same threat report as described in Example 1.

jective function is defined as:

$$\begin{aligned} \mathcal{L}(\theta) &= -\mathbb{E}_{(E_0, Q_{1 \sim n}, A_{1 \sim n}) \in D} \ell(E_0, Q_{1 \sim n}, A_{1 \sim n}, \theta) \\ \text{s.t. } \ell &= \sum_{i=1}^n \log P_\theta(A_i | E_0, A_1, \dots, A_{i-1}, Q_i) \end{aligned} \quad (3)$$

where $P_\theta(A_i | E_0, A_1, \dots, A_{i-1}, Q_i)$ represents the probability assigned by the model to the correct response A_i given the accumulated context up to step i .

4.2 Modularized Inference

At each reasoning step $(E_0, A_1, \dots, A_{i-1}, Q_i) \rightarrow A_i$ during inference, we employ various NLP techniques to modularize the analytical process. Table 1 summarizes the NLP techniques used for each task. These techniques are implemented through the following approaches:

Topic Modeling. We implement topic modeling to interpret users' intentions regarding the tasks they aim to perform. Specifically, we use BERTopic, a transformer-based package that eliminates the need for manually setting hyperparameters, as required in conventional methods [7, 50]. Given a threat report E_0 , we implement a two-step approach: first, based on CTI tasks ①-⑥, and then, based on specific analytical targets, as outlined in Table 1.

Example 2 Topic modeling (Figure 3-(b)).

Using the same example as in 1, the topic modeling step first determines the task as **threat attribution** based on Q_1 . It then further specifies the analytical target as the **threat actor** within the threat attribution task.

Named Entity Recognition (NER) and Relation Extraction. Next, we extract entities relevant to the identified topics while simultaneously identifying relationships among them. We employ the multi-agent generation approach described in §3.1, utilizing few-shot prompting, where task-specific entities and their relationships are included as demonstrations within the prompt. This approach facilitates a structured understanding of cybersecurity threats, enhancing the accuracy and contextual relevance of extracted threat intelligence.

Retrieval Augmented Generation (RAG). We implement RAG to retrieve relevant web documents through web screening to enrich threat reports. This is especially useful for zero-

Example 3 NER and relation extraction (Figure 3-(c)).

Using Example 1, the NER identifies key entities "APT28" and "C2 communication" within the threat report. Simultaneously, relation extraction determines the "is associated with" relationship between these entities.

day threat hunting, where web-scale CTI intelligence—such as reported threat groups, affected products, and potential patches—is continuously updated. Then, we prompt GPT-o1 to rank the retrieved documents based on their relevance to the threat report E_0 . To **control latency**, we implement a cache to store retrieved documents. Caching documents are indexed by topic modeling results (i.e., CTI tasks and analytical targets) and specific entities (e.g., APT28 or C2 communication).

Reasoning and Summarization. We implement reasoning and summarization through prompting in CYLENS, where reasoning is applied when deeper analysis or multi-step thinking is required. For example, reasoning is used to analyze severity level (e.g., medium) based on gathered evidence. Summarization is then applied to synthesize insights, tailoring the output to a specific CTI task by leveraging results from topic modeling, NER, relation extraction, and RAG.

Cascading Reasoning in Inference. Since CTI tasks exhibit dependencies (Table 1), we minimize latency by concurrently executing topic modeling, NER, relation extraction, and RAG across all prerequisite tasks. Reasoning and summarization then proceed sequentially, following task dependencies to generate structured, step-by-step findings and conclusions.

4.3 Organizational Customization

Although CYLENS is developed using massive CTI knowledge, it also enables customization to meet specific organizational interests on particular threat categories, specific products, or assisting an entire organization. Such customization is achieved by further fine-tuning LLMs but specifying the scope of data—for example, concentrating on cyber threats related to a single organization. This targeted customization enhances the relevance of CTI in meeting organizational needs.

We demonstrate CYLENS's potential for tailored customization in §5.6. Through experiments, we highlight its adaptability and flexibility in addressing diverse CTI challenges across different organizational settings.

Table 2: Evaluation results for **Attribution** tasks, where "Hist."—historical threats, "0-Day"—zero-day threats. All metrics are scaled to 0-100 (%) for consistency. The **boldface** and underline highlight the best and second-best results, respectively.

Model	Threat Actor				TTP								Exploitation Path			
	Accuracy		BERT Score		Precision		Recall		F1 Score		IoU		Accuracy		BERT Score	
	Hist.	0-Day	Hist.	0-Day	Hist.	0-Day	Hist.	0-Day	Hist.	0-Day	Hist.	0-Day	Hist.	0-Day	Hist.	0-Day
SEVENLLM	65.94	61.17	81.25	79.83	73.44	68.62	76.85	71.53	75.11	70.04	60.14	53.90	73.56	78.42	82.19	80.65
LILY-CYBER	63.62	54.58	78.25	75.27	64.71	55.32	70.17	64.62	59.65	67.28	42.50	50.69	76.25	70.38	82.16	82.43
CHATGPT-4O	48.33	40.31	76.02	73.63	74.46	77.42	81.53	80.52	77.83	78.94	63.71	65.21	67.76	69.74	76.15	79.90
CHATGPT-o1	57.36	55.34	77.93	78.69	81.26	72.49	83.18	82.90	82.21	77.35	69.79	63.06	78.82	72.78	77.22	78.06
GEMINI-PRO	61.06	57.43	81.24	78.63	78.11	79.36	81.19	82.24	79.62	80.77	66.14	67.75	62.82	69.21	75.84	74.43
LLAMA-405B	34.85	24.62	74.20	71.35	72.46	60.29	78.93	71.08	75.56	65.24	60.72	48.41	41.64	25.72	74.54	71.58
DEEPSEEK-R1	57.85	55.26	80.39	79.92	73.24	71.51	76.43	79.85	74.80	75.45	59.75	60.58	65.71	63.04	78.27	77.91
CLAUDE-OPUS	30.12	22.64	73.51	72.96	69.82	54.84	77.95	75.26	73.66	63.45	58.30	46.46	58.91	52.64	76.46	72.83
CYLENS-1B	82.81	79.52	83.84	81.72	86.15	83.22	85.72	87.44	85.93	85.28	75.34	74.33	85.28	80.61	84.62	81.55
CYLENS-8B	<u>87.58</u>	<u>83.74</u>	<u>86.72</u>	85.39	90.67	88.70	93.75	92.74	92.18	90.68	85.50	82.94	95.71	87.79	88.45	<u>85.21</u>
CYLENS-70B	96.53	88.29	87.93	<u>84.52</u>	89.63	<u>87.57</u>	88.26	85.46	<u>88.94</u>	<u>86.50</u>	<u>80.08</u>	<u>76.21</u>	<u>91.53</u>	<u>86.06</u>	<u>87.32</u>	87.03

5 Evaluation Results

This section systematically evaluates CYLENS’s performance on CTI tasks **1-6** with the following settings:

Dataset. To ensure practicality, we directly assess threats from NVD [59], MITRE [14], and Exploit-DB [62], categorizing into two groups: **(1) Historical** – threats reported between 2015 and 2024. **(2) Zero-day** – newly reported threats from the past two months during our evaluation period in 2025.

For each threat, we compile source references from [14, 59] into structured reports and prompt LLMs for analysis. The prompt structure is illustrated in Figure 4. For different tasks, we modify the system prompt and questions accordingly.

To ensure fairness, no test threats were included in training. Statistics and detailed settings are provided in Appendix C.

Baseline. We primarily consider two groups of baselines: (1) State-of-the-art (SOTA) CTI agents, SEVENLLM [44] and LILY-CYBER [84], specifically developed for CTI, and (2) Industry-leading general-purpose LLMs, such as CHATGPT and GEMINI, which are widely used. Additionally, we investigate the impact of **ablation baselines** in §6.1.

Metrics. We use different evaluation metrics depending on the specific CTI task. The definitions, strategies, and rationale for using these metrics are provided in Appendix C.2.

5.1 Threat Attribution

We begin by attributing the origin of cyber threats with three targets: threat actor, TTP, and exploitation path, as outlined in Table 1. Our results yield several research findings (RF):

RF₁: Specialized Development is Necessary. As shown in Table 2, industry-leading LLMs, despite their broad applicability across diverse tasks, exhibit limited performance in CTI analysis. For instance, CHATGPT-4O has achieved only

SYSTEM You are a cybersecurity threat analyst specializing in cyber threat intelligence (CTI). Your task is to assess potential **attack tactics, techniques, and procedures (TTPs)**, and provide an intelligence assessment following structured industry frameworks such as ...

USER <Report Title> "Emerging APT Group Exploiting Zero-Day Vulnerabilities in Cloud Infrastructure." <Report Excerpt> Recent intelligence reports indicate that an Advanced Persistent Threat (APT) group has been exploiting an unpatched zero-day vulnerability in cloud service environments. The group is using spear-phishing emails to gain initial access, deploying a custom malware variant named 'CloudPhantom,' and leveraging compromised API keys to move laterally ... <Question> **Identify the relevant TTPs used in this attack.** Let's think step-by-step, first, determine CTI tasks among ...

ASSISTANT <CTI Task><Analytical Target><Key Entities><Entity Relations><Retrieved Evidence and Source>... <Final Answer>

Figure 4: Prompt example for TTP analysis. For both baselines and CYLENS, we prompt them to perform step-by-step analysis following the NLP modules defined in Table 1. For tasks with prior dependencies (e.g., remediation), we instruct LLMs to first complete the prerequisite tasks before proceeding.

40.31% accuracy in threat actor attribution, significantly lower than CYLENS-1B (79.52%) and CYLENS-8B (83.74%) for the same task. This gap underscores the necessity of specialized development, as detailed in §3 and §4. Tailoring models specifically for CTI significantly reduces parameter requirements—CYLENS-1B and 8B are far more lightweight compared to the 500B–1T parameters of GPT-4O.

Table 3: Evaluation results for **Contextualization** tasks, where "Hist."—historical threats, "0-Day"—zero-day threats. All metrics are scaled to 0-100 (%) for consistency. The **boldface** and underline highlight the best and second-best results, respectively.

Model	Affected System (w/ Version, if available)								Attack Infrastructure								Impact	
	Precision		Recall		F1 Score		IoU		Precision		Recall		F1 Score		IoU		BERT Score	
	Hist.	0-Day	Hist.	0-Day	Hist.	0-Day	Hist.	0-Day	Hist.	0-Day	Hist.	0-Day	Hist.	0-Day	Hist.	0-Day	Hist.	0-Day
SEVENLLM	24.76	13.08	18.57	6.53	21.22	8.71	11.87	4.55	43.17	40.28	53.62	45.92	47.83	42.92	31.43	27.32	75.92	77.64
LILY-CYBER	27.73	22.42	19.62	14.57	22.98	17.66	12.98	9.69	44.73	35.16	56.82	53.13	50.06	42.32	33.38	26.84	73.02	76.81
CHATGPT-4o	53.76	48.62	41.80	36.09	47.03	41.43	30.75	26.13	54.51	47.78	62.55	57.22	58.25	52.08	41.10	35.20	76.52	78.16
CHATGPT-o1	58.74	55.49	58.61	47.37	58.67	51.11	41.52	34.33	61.72	50.33	65.23	63.26	63.43	56.06	46.44	38.95	78.91	80.24
GEMINI-PRO	35.62	33.17	41.52	34.50	38.34	33.82	23.72	20.35	42.35	34.35	31.17	22.62	35.91	27.28	21.88	15.79	74.85	72.62
LLAMA-405B	11.46	8.12	21.02	10.74	14.83	9.25	8.01	4.85	31.29	28.74	27.08	20.35	29.03	23.83	16.98	13.53	72.24	68.33
DEEPSEEK-R1	36.71	31.88	54.63	47.62	43.91	38.19	28.13	23.60	48.92	33.96	40.92	31.87	44.56	32.88	28.67	19.68	74.26	72.41
CLAUDE-OPUS	31.26	29.82	27.35	22.41	29.17	25.59	17.08	14.67	44.65	41.71	48.90	46.48	46.68	43.97	30.44	28.18	76.32	74.15
CYLENS-1B	78.64	74.45	81.24	77.26	79.92	75.83	66.55	61.07	85.73	82.24	87.62	86.61	86.66	84.37	76.47	72.96	83.75	85.26
CYLENS-8B	87.91	85.82	91.86	88.12	89.84	86.95	81.56	76.92	87.46	85.71	92.83	88.17	90.07	86.92	81.93	76.87	90.03	88.31
CYLENS-70B	94.54	88.17	96.04	93.75	95.28	90.87	90.99	83.28	96.37	90.16	97.69	93.18	97.03	91.65	94.22	84.58	<u>87.33</u>	<u>85.84</u>

RF₂: Large model size is not always beneficial. Interestingly, scaling up model size does not always translate to improved CTI effectiveness. For instance, CYLENS-8B achieves 93.74% recall in TTP attribution, outperforming CYLENS-70B (88.26%), suggesting diminishing returns despite undergoing the same development process. This indicates that larger models do not always yield better performance in CTI tasks, emphasizing the importance of domain-specific optimizations over sheer model size.

RF₃: Task-specific capability varies across baselines. As shown in Table 2, baseline models exhibit varying levels of effectiveness across different CTI tasks. For instance, GPT-o1 performs obviously worse in attributing threat actors compared to exploitation paths. A deeper case study reveals that baseline LLMs struggle to accurately interpret CTI-specific terminology related to threat actors. For example:

Case Study 1 When analyzing *Log4Shell* (a known vulnerability) with *Mirai* (a botnet) as the threat actor, *GPT-o1* describes the attacker as an “outside attacker”, failing to precisely identify *Mirai*. This demonstrates a fundamental gap in attribution accuracy for complex cyber threats.

On the other hand, GPT-o1 achieves >78% accuracy in analyzing exploitation paths, as this task primarily involves summarizing existing evidence instead of complex reasoning.

Case Study 2 In cases where specificity is less critical, a rough description—such as “JNDI lookup and remote code fetching”—sufficiently summarizes the *Log4Shell* exploitation path. While a more precise description would be: “The *Log4j* library contacts the attacker’s malicious LDAP server, which then responds with a reference to a remote Java class file containing malicious code,” the broader summary still effectively conveys the core mechanism.

This indicates that baseline models perform better in tasks with higher generation flexibility but face challenges in tasks requiring precise CTI expertise and structured analysis.

RF₄: CYLENS Performs consistently across analyses. Unlike baseline models, CYLENS maintains consistent performance across different analytical targets, highlighting the importance of incorporating comprehensive expertise during development. This balanced capability ensures that CYLENS does not exhibit biased performance or knowledge gaps throughout the CTI lifecycle. The same conclusion is further reinforced by subsequent evaluations.

5.2 Threat Contextualization

We continue evaluating CYLENS in contextualizing affected systems, attack infrastructure (e.g., domains and servers), and impact. Besides the similar findings as outlined in RF₁-RF₄, our evaluations derive complementary research findings:

RF₅: Zero-day threat hunting is not always harder. Both Table 2 and 3 reveal that analyzing zero-day threats does not always result in worse performance compared to historical threats. For instance, when assessing the impact of cyber threats, LLMs such as CYLENS-1B and SEVENLLM sometimes achieve slightly better relevance in their generated analyses. We attribute this to the nature of specific CTI tasks: For impact analysis, the contextualized understanding of previously known threats allows LLMs to provide more insightful assessments, particularly when certain zero-day threats resemble threats they have already encountered. However, for tasks such as identifying affected systems, attack infrastructures, or threat actors, zero-day threats often introduce novel and previously unseen products or malware, making analysis more challenging compared to historical threats.

RF₆: Larger LLMs tend to be wordy. Through detailed case study, we observe that larger LLMs tend to generate ver-

bose responses, leading to lower text similarity as measured by BERT score. For example:

Case Study 3 CYLENS-8B summarizes an impact analysis concisely: *"The March 2022 cyberattack by the Lazarus Group resulted in the theft of \$620 million from the Ronin Network, significantly impacting the cryptocurrency market and..."* This closely aligns with the reference [101], **maintaining factual accuracy while remaining succinct.** In contrast, CYLENS-70B generates a more verbose response: *"In March 2022, the notorious Lazarus Group orchestrated a sophisticated cyber heist, infiltrating the Ronin Network's defenses to abscond with a staggering \$620 million in cryptocurrency. This audacious act not only sent shockwaves through the digital currency markets, causing a temporary plunge in asset values, but also undermined investor confidence..."* The latter output is **overly wordy and includes sentiment-heavy language** (e.g., "notorious," "sophisticated," "staggering," "audacious"), making it less aligned with the original reference.

This finding aligns with RF₂, reinforcing that larger models are not always more effective for CTI tasks. However, to balance overall performance across all CTI tasks, a systematic evaluation is necessary to determine the optimal model scale.

RF₇: CTI agents should align with real-world practice. Despite the strong performance of SOTA agents (SEVENLLM and LILY-CYBER) on certain tasks (e.g., analyzing TTPs), they struggle with others, such as attack infrastructure analysis. We attribute this to a misalignment between their training focus and CTI applications. For instance, SEVENLLM is trained with a broad emphasis on NLP tasks (e.g., NER), while LILY-CYBER is developed using *hand-crafted cybersecurity and hacking-related data pairs* [84]. However, these training paradigms often conflate TTPs and threat actors, rather than treating them as distinct analytical components. This lack of granularity can hinder precise CTI reasoning, particularly for tasks that require structured analysis of attack properties.

Although CTI lacks a universally standardized taxonomy, structuring tasks in alignment with real-world CTI databases (e.g., MITRE-CVE and NVD) provides a more practical and reliable foundation for cyber threat analysis. This highlights the necessity of LLMs specifically designed for CTI, rather than relying on models with indirect exposure to cybersecurity knowledge or misaligned customization that does not fully reflect real-world CTI practices.

5.3 Detection and Correlation

We now evaluate CYLENS and baselines on ③ **detection** and ④ **correlation** tasks. In **detection**, the objective is to evaluate how effectively LLMs can identify relevant threat identifiers (CVEs and CWEs) from a given threat report. This step is crucial for enabling subsequent CTI activities, such

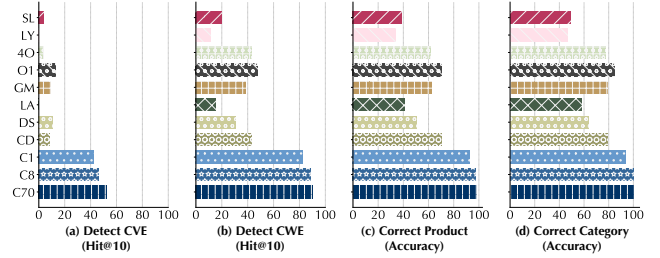


Figure 5: Evaluation results on ③ Detection tasks using historical threats. The presentation order of LLM names (top-down) follows the same sequence as in Tables 2 (top-down).

as threat correlation and remediation. In **correlation**, we extend the evaluation by examining how LLMs associate other threats (CVEs) using different strategies: (i) Direct correlation—directly correlate additional CVEs. (ii) CVEs as intermediates—first detect CVEs from threat reports (from ③) and then use them for correlation. (iii) CWEs as intermediates—first identifying CWEs (i.e., weakness categories, from ③) and using them for correlations. The latter two strategies leverage intermediate evidence (CVEs or CWEs identified in the detection step) to uncover the threat network.

Our evaluations yield the following new research findings:

RF₈: CYLENS demonstrates strong detection relevance.

Figure 5-(a)(b) shows the hit ratio for the top 10 detected threat identifiers (CVEs, CWEs). Identifying CVEs is more challenging due to their vast number (>200k) compared to CWEs (~900). However, we also observe that CYLENS is able to detect more relevant CVEs such as those that belong to the same category or affect the same products. For example:

Case Study 4 Given the threat report: *"...Apache HTTP Server allows remote attackers to execute arbitrary code. The issue arises from improper handling of user-supplied input in HTTP request headers..."* corresponding to CVE-2021-42013. LLMs present different detections:

- GPT-o1 and DeepSeek-R1 incorrectly output CVE-2020-0609 and CVE-2022-2296, both of which are unrelated to Remote Code Execution or Apache.
- CYLENS-70B gives CVE-2023-25690, a highly relevant HTTP Request Smuggling attack on the Apache Server.

From the above case study, although CYLENS-70B does not match the exact CVE identifier, it effectively aligns with the evidence provided in the threat report and demonstrate a strong threat detection capability. This effectiveness is further supported by the results shown in Figure 5-(c)(d).

RF₉: CYLENS demonstrates robust threat correlation.

Table 5 presents the hit ratio for the top 10 correlated threats (CVEs) as reported in MITRE-CVE [14]. We evaluate three correlation strategies: (i) Direct correlation, (ii) CVEs as intermediates, and (iii) CWEs as intermediates, as described

Table 4: Evaluating **⑤ Prioritization** performance using CVSS 3.x metrics [60]: AV–Attack Vector, AC–Attack Complexity, PR–Privileges Required, UI–User Interaction, S–Scope, C–Confidentiality Impact, I–Integrity Impact, A–Availability Impact, Base–CVSS Base Severity. We report the accuracy of correctly categorizing each metric (e.g., Attack Vector: Network). The **boldface** and underline highlight the best and second-best results, respectively.

Model	Historical Threat									Zero-Day Threat								
	AV	AC	PR	UI	S	C	I	A	Base	AV	AC	PR	UI	S	C	I	A	Base
SL	22.51	82.64	35.04	54.21	56.87	30.14	21.62	54.67	32.75	14.76	76.85	24.46	32.27	46.83	33.70	35.62	51.84	27.58
LY	54.75	65.83	22.12	76.91	53.56	43.17	37.85	42.73	43.56	47.52	64.31	19.75	59.17	58.75	37.28	33.54	45.19	36.61
4O	76.85	92.91	61.84	80.78	66.51	27.05	20.43	34.21	58.96	77.81	84.55	56.78	62.35	68.14	22.56	31.05	28.49	46.51
O1	82.51	93.36	70.57	88.21	72.53	51.69	24.22	46.73	69.25	86.83	92.74	63.17	77.14	76.83	45.30	47.26	54.03	63.71
GM	82.07	90.71	46.42	73.72	61.24	44.75	39.80	38.19	52.51	67.38	83.26	31.07	56.34	55.62	31.27	36.56	42.93	39.81
LA	37.18	56.25	67.24	44.21	48.67	22.13	18.69	29.32	24.36	12.61	57.63	54.53	39.81	28.75	10.33	17.72	11.36	17.45
DS	64.52	87.21	54.52	87.36	69.54	46.27	44.18	40.21	62.64	58.82	82.01	46.42	82.86	51.35	35.26	40.96	38.74	53.26
CD	53.76	66.25	63.87	56.32	62.71	35.06	41.28	37.93	49.07	52.16	55.86	66.46	49.39	57.24	30.04	22.75	28.39	36.88
C1	86.26	93.32	88.27	94.55	95.51	81.10	79.63	84.23	88.17	84.71	90.83	86.06	96.64	90.32	76.64	73.59	81.62	83.44
C8	94.74	<u>98.85</u>	<u>95.53</u>	99.73	<u>97.63</u>	<u>93.39</u>	<u>90.33</u>	<u>95.49</u>	<u>96.86</u>	93.27	<u>99.31</u>	<u>94.42</u>	97.65	94.52	<u>85.43</u>	<u>88.47</u>	<u>86.54</u>	<u>91.57</u>
C70	<u>94.33</u>	100.0	97.56	<u>97.46</u>	98.15	94.74	92.26	95.83	97.57	<u>92.69</u>	100.0	97.71	<u>95.48</u>	<u>93.26</u>	90.97	94.53	92.66	93.16

Table 5: Evaluation results (HIT@10) on **④ Correlation** task using historical threats. The order of LLM names (left-to-right) follows the same sequence as in Tables 2 (top-down).

	SL	LY	4O	O1	GM	LA	DS	CD	C1	C8	C70
Direct	0.6	0.0	3.5	8.1	2.2	0.0	0.0	0.4	52.7	<u>74.3</u>	77.5
w/ CVE	7.3	4.5	11.6	25.4	6.7	0.0	4.3	12.5	60.4	<u>79.0</u>	81.2
w/ CWE	0.0	0.0	0.0	0.8	0.0	0.0	0.0	0.0	41.7	<u>70.8</u>	71.6

above. We have corresponding observations:

- (i) While baseline models largely struggle to correlate CVEs, CYLENS demonstrates significant effectiveness (e.g., 77.5% Hit@10 with CYLENS-70B).
- (ii) Incorporating CVEs as intermediate evidence improves correlation performance. However, baseline models tend to propagate erroneous CVEs from the prior detection step, which misguides subsequent threat correlations.
- (iii) Incorporating CWEs degrades correlation performance due to their inherent ambiguity. Since a CWE can broadly relate to many CVEs, it introduces ambiguity, impeding accurate threat correlation. Despite this challenge, CYLENS remains robust (e.g., 71.6% Hit@10 with CYLENS-70B) in incorporating ambiguous intermediate evidence while maintaining strong correlation effectiveness.

5.4 Threat Prioritization

Real-world cyber threats often co-occur across cyber events [73, 77], necessitating that CTI teams distinguish threat severity and prioritize subsequent patches and mitigations. Our

evaluation focuses on two prioritization measurements: severity level and analysis of exploitation dynamics.

Severity Level. Threat severity can be assessed from threat reports even when CVE identifiers are not disclosed or when zero-day threats have not yet been assigned CVEs. We evaluate severity using 8 metrics defined in CVSS 3.x [60], which collectively capture a threat’s exploitability and impact. Each severity metric is treated as a classification task. For example, the *Attack Vector* metric has four predefined categories: *Network*, *Adjacent Network*, *Local*, and *Physical*. In cases where a threat report lacks sufficient evidence for CVSS metrics, we introduce an additional category, "N/A", for each metric.

Furthermore, we classify the base severity level from four categories: Low, Medium, High, and Critical. This classification aggregates the ratings from 8 CVSS metrics, providing an overall severity assessment aligned with CVSS standards.

RF₁₀: CYLENS maintains stable effectiveness. Table 4 shows the accuracy of all models. While baselines vary widely across CVSS metrics (e.g., GPT-O1 scores 92.91% on Attack Complexity but only 20.43% on Integrity Impact), CYLENS remains consistently strong. Notably, CYLENS-8B achieves >90% accuracy across 8 metrics for historical threats, demonstrating its reliability in handling different severity factors.

This stability comes from CYLENS’s ability to adapt to different evidence types. Each CVSS metric relies on specific context—Privileges Required (PR) depends on access control policies, while Attack Complexity (AC) is influenced by real-world constraints and attacker skill level. By effectively integrating diverse evidence sources, CYLENS reduces inconsistencies in severity analyses, which aligns with RF₄.

Additionally, we find that zero-day threats are not always harder to analyze, aligning with RF₅. Some evidence, like some user actions in exploitations, is already known from past

threats, facilitating assessment on newly emerging threats.

We also observe that larger LLMs do not always perform better, consistent with RF₆. While bigger models tend to provide more detailed reasoning, this can sometimes lead to inaccurate analysis. For example, CYLENS-70B does not always outperform CYLENS-8B across all severity metrics.

Exploitation Dynamics. Besides severity analysis using CVSS, we also evaluate CYLENS’s effectiveness in analyzing dynamic exploitation behaviors. Specifically, we use the EPSS score [29] and conduct two types of analysis: (1) pinpointing historical exploitation at an earlier timestamp and (2) forecasting future exploitation at a later timestamp.

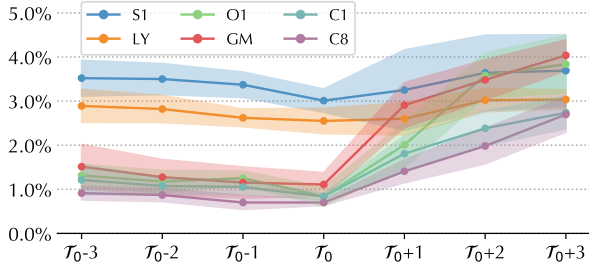


Figure 6: With T_0 as the “current” timestamp (varying among threats), we compute RMSE for historical EPSS scores over the past three months (interpolation) and future EPSS scores for the next three months (prediction) w.r.t. T_0 .

For test threats with more than six months of EPSS records, we set a reference timestamp T_0 for each cyber threat (e.g., 01/01/2024) and collect EPSS reports from T_0-3 months (e.g., 10/01/2023) to T_0+3 months (e.g., 04/01/2024). However, EPSS reports between T_0-3 to T_0 are included in the inference prompt as prior knowledge, similar to the prompt structure illustrated in Figure 4.

We compare CYLENS-1B/8B against four baseline models and compute RMSE between the interpolated (historical) or predicted (future) EPSS scores and the actual scores (scaled from 0% to 100%). To ensure accurate evaluation, we match each EPSS score to the closest available recorded score. For example, if an EPSS score is not reported exactly on 10/01/2023, we use the closest available date (e.g., 09/25/2023) from EPSS reports [14] as the ground truth.

RF₁₁: LLMs vary in interpolation and prediction. As shown in Figure 6, LLMs perform slightly better in interpolating historical EPSS scores (lower RMSE) than in predicting future scores. However, we also observe that local LLMs, such as SEVENLLM, perform obviously worse in both interpolation and prediction due to their static inherent knowledge, which lacks adaptability to evolving cyber threats. On the contrary, CYLENS, despite its local deployment, performs similar to API-based LLMs (e.g., GEMINI), which demonstrates the necessity of equipping LLMs with domain expertise. This enables LLMs to adapt to the dynamic nature of CTI tasks.

Table 6: Evaluation results on **⑥ Remediation**. We evaluate whether LLMs can correctly generate: (i) patching or mitigation tools – measured by accuracy, (ii) code patches – measured by syntactic similarity, (iii) patching or mitigation methods – measured by BERT Score, and (iv) reference advisories – measured by accuracy.

Model	Tool Use		Code Patch		Methodology		Advisory	
	Hist.	0-Day	Hist.	0-Day	Hist.	0-Day	Hist.	0-Day
SL	87.81	79.65	81.83	76.62	82.95	82.48	56.74	43.25
LY	79.63	57.17	75.96	73.60	80.75	78.53	48.71	46.63
4O	86.62	74.51	82.70	81.05	84.42	82.51	76.83	71.75
O1	90.08	86.65	84.47	82.86	85.53	85.25	81.26	77.79
GM	76.83	53.22	83.14	82.47	84.79	80.32	66.72	43.25
LA	75.71	69.20	81.23	78.46	83.26	82.59	49.53	38.17
DS	73.70	70.21	79.27	77.51	83.64	82.55	65.43	47.92
CD	77.54	73.48	76.19	73.64	82.27	81.92	54.85	47.35
C1	92.03	88.84	85.42	83.71	87.83	84.52	88.74	82.25
C8	93.83	92.74	87.48	87.36	89.16	88.37	92.32	88.54
C70	97.62	97.23	90.66	86.39	91.20	88.04	95.34	92.26

RF₁₂: Contextual knowledge is essential. Beyond Figure 6, we observe that some cyber threats undergo dramatic shifts in EPSS scores due to emerging exploitation activities.

Case Study 5 For instance, CVE-2024-27956 saw a sharp increase in EPSS on 02/15/2025, jumping from 0.31% to 55.37% [19]. No LLM was able to accurately predict this trend without contextual knowledge of real-world events.

This implies the importance of not only fitting to EPSS trends but also incorporating real-world evidence in real time to enhance CTI adaptability.

5.5 Remediation

Finally, we evaluate CYLENS’s capability in generating accurate remediation strategies, focusing on four aspects: suggesting the correct tool for patching or mitigation (e.g., OpenSSL for encryption), generating available code patches (e.g., GitHub commits), proposing appropriate mitigation methodologies (e.g., hardening an OS), and identifying the correct advisory to consult (e.g., NVIDIA Security Advisory).

RF₁₃: CYLENS is effective across all remediation tasks. Consistent with RF₄ and RF₁₀, we demonstrate CYLENS’s effectiveness in handling various remediation objectives as shown in Table 6, including both identification-based (suggesting tools and advisories) and generation-based (producing code patches or mitigation strategies) approaches. In contrast, baseline models, lacking CTI-specific expertise, often exhibit imbalanced performance across remediation tasks. For example, GEMINI performs well in generating code patches but struggles to identify the correct advisories.

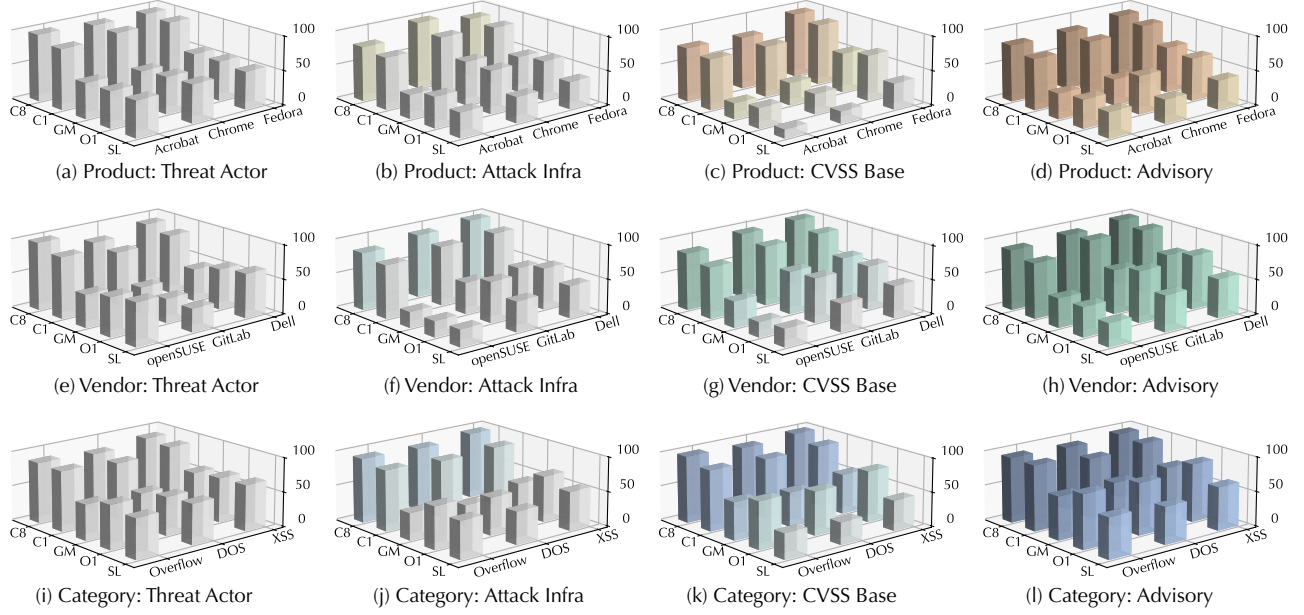


Figure 7: Evaluation results across multiple CTI tasks based on different levels of organizational interests: (a)-(d) product-level, (e)-(h) vendor-level, and (i)-(l) threat category-level. The evaluation metrics used are accuracy for threat actor attribution, F1 score for attack infrastructure contextualization, accuracy for CVSS base severity classification, and accuracy for third-party advisory suggestion. Model names are SL: SEVENLLM, O1: CHATGPT-O1, GM: GEMINI-PRO, C1/C8: CYLENS-1B/8B.

RF₁₄: Large-scale expertise is crucial. Effective remediation often relies heavily on existing cybersecurity practices [43]. Therefore, embedding large-scale historical remediation knowledge is crucial when developing LLMs for CTI applications. Even for zero-day threats, well-trained LLMs can leverage their inherent knowledge to derive useful insights, improving response effectiveness even in cases where no explicit remediation has been documented.

5.6 Organizational Customization

Previous experiments demonstrate CYLENS’s capability in analyzing a wide range of cyber threats, providing a strong foundation for addressing specific organizational needs. Given that threats of particular interest—such as those associated with specific products, vendors, or threat categories—may lack sufficient volume for fine-tuning [35, 58], it is essential to first develop LLMs with comprehensive CTI analysis capabilities. These LLMs can then be incrementally customized to align with specific organizational needs.

We categorize organizational needs into three levels:

- **Product-Level** – Focusing on cyber threats affecting specific products, a common approach among security teams in large enterprises managing product-specific CTI [21].
- **Vendor-Level** – Targeting threats that impact an entire vendor (i.e., company), a perspective often adopted by small and medium-sized businesses or industry groups [67].

- **Category-Level** – Concentrating on specific threat categories, which is particularly relevant to research institutions conducting specialized cybersecurity studies [49].

Settings. To cover diverse organizational needs, we collect threats associated with (1) specific products (Acrobat, Chrome, or Fedora), (2) specific vendors (openSUSE, GitLab, or Dell), and (3) specific threat categories (Overflow, DoS, or XSS). Thus, we collect a total of nine groups of threats, with each group comprising more than 1,000 threat reports. We allocate 50% of these threat reports—sourced from third-party references in the MITRE-CVE [15], NVD, and Exploit-DB [62] websites [59]—for **independently** fine-tuning CYLENS-1B/8B, while reserving the remaining for evaluation. We compare CYLENS to the SOTA model, SEVENLLM, and two industry-leading LLMs, GPT-O1 and GEMINI. Figure 7 presents the results across multiple CTI tasks.

RF₁₅: CYLENS is adaptable to diverse organizational needs. From Figure 7, we observe that CYLENS maintains high effectiveness even with independent customization (fine-tuning) across different groups of cyber threats. For instance, CYLENS-8B achieves nearly 100% accuracy in providing remediation advisories for various vendors and threat categories. This result further demonstrates its adaptability despite the diverse nature of threats across products, vendors, and categories—factors that significantly impact baseline LLMs, causing their performance to fluctuate. The finding implies CYLENS’s superior capability to generalize while maintaining high effectiveness in tailored needs.

6 Discussion

6.1 Ablation Study

We conduct ablation studies to assess the impact of different components within CYLENS. Table 7 presents the results, where we independently exclude pre-training (PT), fine-tuning (FT), and four optional modules: topic modeling (TOM), named entity recognition (NER), relation extraction (REL), and retrieval-augmented generation (RAG). Notably, reasoning (REA) and summarization (SUM) cannot be excluded, as they are essential steps in text generation.

Table 7: Ablation study on CYLENS-8B by selecting four representative CTI tasks: (1) attributing threat actors (measured by accuracy), (2) contextualizing attack infrastructure (measured by F1 score), (3) classifying CVSS base severity levels (measured by accuracy), and (4) suggesting advisories for remediation (measured by accuracy).

Ablation	Threat Actor		Attack Infra		CVSS Base		Advisory	
	Hist.	0-Day	Hist.	0-Day	Hist.	0-Day	Hist.	0-Day
w/o PT	66.22	62.31	70.05	61.44	53.62	45.90	57.25	54.36
w/o FT	82.42	70.15	86.47	78.31	86.48	61.75	82.56	77.23
w/o TOM	84.23	81.17	88.46	82.24	95.12	88.82	87.23	85.44
w/o NER	71.12	70.19	82.83	72.63	94.52	91.42	82.53	80.65
w/o REL	87.21	83.09	88.18	86.21	95.67	91.25	83.12	82.72
w/o RAG	84.17	80.26	86.53	82.71	95.23	89.64	85.14	83.42

We observe that pre-training has the most significant impact, as it embeds massive CTI knowledge into the model. While fine-tuning is more lightweight, its influence remains non-negligible in refining CYLENS’s CTI capabilities. Additionally, the impact of different modules varies across tasks. For instance, classifying CVSS severity levels does not heavily depend on NER and REL, so removing these modules has minimal effect. However, tasks such as threat actor attribution or advisory suggestion rely on accurately identifying key objects (e.g., malware or third-party vendors), making NER and REL critical for performance. These findings reinforce the necessity of incorporating all proposed techniques to achieve an effective and well-rounded system design for CTI applications.

6.2 Adapting to Computational Constraints

Similar to Meta’s Llama series, which offers models at different scales [56, 57, 92], CYLENS is available in three sizes: 1B, 8B, and 70B, allowing it to accommodate varying computational constraints. While CYLENS-1B is less effective compared to the 8B and 70B versions, its lightweight design is crucial for resource-limited deployments.

In scenarios where computational resources are highly constrained, having a functional LLM is often more practical than striving for state-of-the-art performance. Notably, despite its smaller size, CYLENS-1B still outperforms industry-leading LLMs in most CTI tasks, reinforcing its value as an efficient yet capable model for cybersecurity applications.

6.3 Privacy-Preserving Deployment

A key advantage of customizing local LLMs is enhanced privacy preservation. Unlike API-based services such as OpenAI’s GPT series, which inherently risk exposing user intentions and confidential data, local models ensure that sensitive information remains under organizational control. API-based solutions may not only transmit proprietary data to external servers but could also use it for model training and further development, raising concerns about data security and regulatory compliance [65, 66, 80, 99, 113].

By developing localized, task-specific LLMs, organizations gain full control over model behavior, customization, and data security. Such privacy-preserving deployment is particularly critical in high-stakes fields like CTI, where threat intelligence, incident reports, and security strategies must remain confidential to prevent adversarial exploitation and ensure compliance with data protection regulations.

6.4 Beyond Specific Needs

Real-world cyber threats are rarely confined to specific products, vendors, or categories [77]. Instead, they manifest within a complex and interconnected ecosystem where vulnerabilities, exploits, and attack methodologies transcend traditional boundaries. This interdependence underscores the necessity of developing CTI solutions that go beyond addressing specific organizational needs (e.g., tailored threat intelligence) and are also capable of capturing the broader, multifaceted threat landscape.

7 Conclusion

This paper introduced CYLENS, a LLM-powered copilot for cyber threat intelligence. CYLENS streamlines the entire threat management lifecycle, encompassing tasks from threat attribution to remediation. It assimilates knowledge from a vast number of threat reports and utilizes a retrieval module for real-time information, enabling it to adeptly handle both historical and zero-day threats. Rigorous evaluations have demonstrated that CYLENS consistently outperforms industry-leading LLMs and SOTA agents across multiple CTI tasks. Its adaptability shines through its customization capabilities, which can be tailored to specific threat categories or organizational requirements. Additionally, the release of its training datasets fosters further research in the field.

References

- [1] Md Sahrom Abu, Siti Rahayu Selamat, Aswami Arifin, and Robiah Yusof. Cyber threat intelligence—issue and challenges. *Indonesian Journal of Electrical Engineering and Computer Science*, 10(1):371–379, 2018.
- [2] Mayank Agarwal, Yikang Shen, Bailin Wang, Yoon Kim, and Jie Chen. Structured code representations enable data-efficient adaptation of code language models. *arXiv preprint arXiv:2401.10716*, 2024.
- [3] Bader Al-Sada, Alireza Sadighian, and Gabriele Oligeri. Mitre att&ck: State of the art and way forward. *ACM Computing Surveys*, 57(1):1–37, 2024.
- [4] Anas Alhur. Redefining healthcare with artificial intelligence (ai): the contributions of chatgpt, gemini, and co-pilot. *Cureus*, 16(4), 2024.
- [5] Apache Software Foundation. Apache Software Foundation. <https://www.apache.org/>, 2025.
- [6] Ömer Aslan, Semih Serkant Aktuğ, Merve Ozkan-Okay, Abdullah Asim Yilmaz, and Erdal Akin. A comprehensive review of cyber security vulnerabilities, threats, attacks, and solutions. *Electronics*, 12(6):1333, 2023.
- [7] David M Blei, Andrew Y Ng, and Michael I Jordan. Latent dirichlet allocation. *Journal of machine Learning research*, 3(Jan):993–1022, 2003.
- [8] Matt Bromiley. Threat intelligence: What it is, and how to use it effectively. *SANS Institute InfoSec Reading Room*, 15:172, 2016.
- [9] Tom B Brown. Language models are few-shot learners. *arXiv preprint arXiv:2005.14165*, 2020.
- [10] Jiawei Chen, Hongyu Lin, Xianpei Han, and Le Sun. Benchmarking large language models in retrieval-augmented generation. In *Proceedings of the AAAI Conference on Artificial Intelligence*, volume 38, pages 17754–17762, 2024.
- [11] Mark Chen, Jerry Tworek, Heewoo Jun, Qiming Yuan, Henrique Ponde de Oliveira Pinto, Jared Kaplan, Harri Edwards, Yuri Burda, Nicholas Joseph, Greg Brockman, et al. Evaluating large language models trained on code. *arXiv preprint arXiv:2107.03374*, 2021.
- [12] Kim-Kwang Raymond Choo. The cyber threat landscape: Challenges and future research directions. *Computers & security*, 30(8):719–731, 2011.
- [13] Microsoft Corporation. Microsoft digital defense report 2024. Technical report, Microsoft, 2024.
- [14] MITRE Corporation. Cve - common vulnerabilities and exposures. <https://cve.mitre.org>, n.d.
- [15] The MITRE Corporation. Common vulnerabilities and exposures. <https://www.cve.org>, 1999.
- [16] The MITRE Corporation. Common weakness enumeration. <https://cwe.mitre.org>, 2006.
- [17] The MITRE Corporation. Common attack pattern enumerations and classifications. <https://capec.mitre.org/index.html>, 2007.
- [18] The MITRE Corporation. Mitre att&ck. <https://attack.mitre.org>, 2013.
- [19] CVE Details. CVE-2024-27956 EPSS Score History. <https://www.cvedetails.com/epss/CVE-2024-27956/epss-score-history.html>, 2024.
- [20] Cybersecurity and Infrastructure Security Agency (CISA). Nation-state cyber actors – cyber threats and advisories, 2024.
- [21] Cybersecurity and Infrastructure Security Agency. Cyber Essentials. <https://www.cisa.gov/resources-tools/resources/cyber-essentials>, 2023.
- [22] Tobias Dam and Sebastian Neumaier. Towards measuring vulnerabilities and exposures in open-source packages. In *International Data Science Conference*, pages 13–19. Springer, 2023.
- [23] Ali Dehghantanha, Mauro Conti, Tooska Dargahi, et al. *Cyber threat intelligence*. Springer, 2018.
- [24] Yinlin Deng, Chunqiu Steven Xia, Haoran Peng, Chenyuan Yang, and Lingming Zhang. Large language models are zero-shot fuzzers: Fuzzing deep-learning libraries via large language models. In *Proceedings of the 32nd ACM SIGSOFT international symposium on software testing and analysis*, pages 423–435, 2023.
- [25] Jacob Devlin, Ming-Wei Chang, Kenton Lee, and Kristina Toutanova. Bert: Pre-training of deep bidirectional transformers for language understanding. *arXiv preprint arXiv:1810.04805*, 2019.
- [26] Europol. Internet organised crime threat assessment (iocta) 2017. Technical report, Europol, 2017.
- [27] Tao Feng, Lizhen Qu, Niket Tandon, Zhuang Li, Xiaoxi Kang, and Gholamreza Haffari. From pre-training corpora to large language models: What factors influence llm performance in causal discovery tasks? *arXiv preprint arXiv:2407.19638*, 2024.

- [28] Mohamed Amine Ferrag, Mthandazo Ndhlovu, Norbert Tihanyi, Lucas C Cordeiro, Merouane Debbah, and Thierry Lestable. Revolutionizing cyber threat detection with large language models. *arXiv preprint arXiv:2306.14263*, pages 195–202, 2023.
- [29] FIRST.org. Exploit prediction scoring system (epss). <https://www.first.org/epss/>, 2025.
- [30] European Union Agency for Cybersecurity (ENISA). Enisa publications, 2024.
- [31] Jeremy Frank. Artificial intelligence and intrusion detection: Current and future directions. In *Proceedings of the 17th national computer security conference*, volume 10, pages 1–12. Baltimore, MD, 1994.
- [32] Yali Gao, Xiaoyong Li, Hao Peng, Binxing Fang, and S Yu Philip. Hincti: A cyber threat intelligence modeling and identification system based on heterogeneous information network. *IEEE Transactions on Knowledge and Data Engineering*, 34(2):708–722, 2020.
- [33] Yunfan Gao, Yun Xiong, Xinyu Gao, Kangxiang Jia, Jinliu Pan, Yuxi Bi, Yi Dai, Jiawei Sun, Haofen Wang, and Haofen Wang. Retrieval-augmented generation for large language models: A survey. *arXiv preprint arXiv:2312.10997*, 2, 2023.
- [34] Xiaodong Gu, Meng Chen, Yalan Lin, Yuhan Hu, Hongyu Zhang, Chengcheng Wan, Zhao Wei, Yong Xu, and Juhong Wang. On the effectiveness of large language models in domain-specific code generation. *ACM Transactions on Software Engineering and Methodology*, 2024.
- [35] Wei Guo, Xiang Zha, Kun Qian, and Tao Chen. Can active learning benefit the smart grid? a perspective on overcoming the data scarcity. In *2019 IEEE 2nd International Conference on Electronics and Communication Engineering (ICECE)*, pages 346–350. IEEE, 2019.
- [36] Cunchen Hu, Heyang Huang, Liangliang Xu, Xusheng Chen, Jiang Xu, Shuang Chen, Hao Feng, Chenxi Wang, Sa Wang, Yungang Bao, et al. Inference without interference: Disaggregate llm inference for mixed downstream workloads. *arXiv preprint arXiv:2401.11181*, 2024.
- [37] Yan Hu, Qingyu Chen, Jingcheng Du, Xueqing Peng, Vipina Kuttichi Keloth, Xu Zuo, Yujia Zhou, Zehan Li, Xiaoqian Jiang, Zhiyong Lu, et al. Improving large language models for clinical named entity recognition via prompt engineering. *Journal of the American Medical Informatics Association*, 31(9):1812–1820, 2024.
- [38] Linghan Huang, Peizhou Zhao, Huaming Chen, and Lei Ma. Large language models based fuzzing techniques: A survey. *arXiv preprint arXiv:2402.00350*, 2024.
- [39] IBM X-Force. IBM X-Force Threat Intelligence. <https://www.ibm.com/security/xforce>, 2025.
- [40] Security Intelligence. What’s behind unchecked cve proliferation—and what to do, 2023.
- [41] Talos Intelligence. Cisco talos intelligence – threat intelligence and research, 2024.
- [42] Ehtsham Irshad and Abdul Basit Siddiqui. Cyber threat attribution using unstructured reports in cyber threat intelligence. *Egyptian Informatics Journal*, 24(1):43–59, 2023.
- [43] Jay Jacobs, Sasha Romanosky, Idris Adjerid, and Wade Baker. Improving vulnerability remediation through better exploit prediction. *Journal of Cybersecurity*, 6(1):tyaa015, 2020.
- [44] Hangyuan Ji, Jian Yang, Linzheng Chai, Chaoren Wei, Liqun Yang, Yunlong Duan, Yunli Wang, Tianzhen Sun, Hongcheng Guo, Tongliang Li, et al. Seven-llm: Benchmarking, eliciting, and enhancing abilities of large language models in cyber threat intelligence. *arXiv preprint arXiv:2405.03446*, 2024.
- [45] Zhijing Jin, Yuen Chen, Felix Leeb, Luigi Gresele, Ojasv Kamal, Zhiheng Lyu, Kevin Blin, Fernando Gonzalez Adauro, Max Kleiman-Weiner, Mrinmaya Sachan, et al. Cladder: Assessing causal reasoning in language models. *Advances in Neural Information Processing Systems*, 36:31038–31065, 2023.
- [46] Jonas Johansson and Henrik Hassel. An approach for modelling interdependent infrastructures in the context of vulnerability analysis. *Reliability Engineering & System Safety*, 95(12):1335–1344, 2010.
- [47] Mahmoud Kalash, Mrigank Rochan, Noman Mohammed, Neil DB Bruce, Yang Wang, and Farkhund Iqbal. Malware classification with deep convolutional neural networks. In *2018 9th IFIP international conference on new technologies, mobility and security (NTMS)*, pages 1–5. IEEE, 2018.
- [48] Ansam Khraisat, Iqbal Gondal, Peter Vamplew, and Joarder Kamruzzaman. Survey of intrusion detection systems: techniques, datasets and challenges. *Cybersecurity*, 2(1):1–22, 2019.
- [49] Jae-yeol Kim and Hyuk-Yoon Kwon. Threat classification model for security information event management focusing on model efficiency. *Computers & Security*, 120:102789, 2022.

- [50] Daniel Lee and H Sebastian Seung. Algorithms for non-negative matrix factorization. *Advances in neural information processing systems*, 13, 2000.
- [51] Ruochen Li, Teerth Patel, Qingyun Wang, and Xinya Du. Mlr-copilot: Autonomous machine learning research based on large language models agents. *arXiv preprint arXiv:2408.14033*, 2024.
- [52] Zhenyuan Li, Jun Zeng, Yan Chen, and Zhenkai Liang. Attackg: Constructing technique knowledge graph from cyber threat intelligence reports. In *European Symposium on Research in Computer Security*, pages 589–609. Springer, 2022.
- [53] Guanyu Lin, Tao Feng, Pengrui Han, Ge Liu, and Jiaxuan You. Paper copilot: A self-evolving and efficient llm system for personalized academic assistance. *arXiv preprint arXiv:2409.04593*, 2024.
- [54] Po-Ching Lin, Wen-Hao Hsu, Ying-Dar Lin, Ren-Hung Hwang, Hsiao-Kuang Wu, Yuan-Cheng Lai, and Chung-Kuan Chen. Correlation of cyber threat intelligence with sightings for intelligence assessment and augmentation. *Computer Networks*, 228:109736, 2023.
- [55] Qianou Ma, Tongshuang Wu, and Kenneth Koedinger. Is ai the better programming partner? human-human pair programming vs. human-ai pair programming. *arXiv preprint arXiv:2306.05153*, 2023.
- [56] Meta-llama. Llama-3.1-8b-instruct. <https://huggingface.co/meta-llama/Llama-3.1-8B-Instruct>, 2024.
- [57] Meta-llama. Llama-3.2-11b-vision-instruct. <https://huggingface.co/meta-llama/Llama-3.2-11B-Vision-Instruct>, 2024.
- [58] Paul Kiyambu Mvula, Paula Branco, Guy-Vincent Jourdan, and Herna Lydia Viktor. A survey on the applications of semi-supervised learning to cyber-security. *ACM Computing Surveys*, 56(10):1–41, 2024.
- [59] National Institute of Standards and Technology. National Vulnerability Database (NVD). <https://nvd.nist.gov/>, 2025.
- [60] National Institute of Standards and Technology (NIST). CVSS v3 Calculator. <https://nvd.nist.gov/vuln-metrics/cvss/v3-calculator>, 2025.
- [61] Minh Nguyen, KC Kishan, Toan Nguyen, Ankith Chadha, and Thuy Vu. Efficient fine-tuning large language models for knowledge-aware response planning. In *Joint European Conference on Machine Learning and Knowledge Discovery in Databases*, pages 593–611. Springer, 2023.
- [62] Offensive Security. Exploit Database (Exploit-DB). <https://www.exploit-db.com/>, 2025.
- [63] Hyungjun Oh, Kihong Kim, Jaemin Kim, Sungkyun Kim, Junyeol Lee, Du-seong Chang, and Jiwon Seo. Exegpt: Constraint-aware resource scheduling for llm inference. In *Proceedings of the 29th ACM International Conference on Architectural Support for Programming Languages and Operating Systems, Volume 2*, pages 369–384, 2024.
- [64] Kris Oosthoek and Christian Doerr. Cyber threat intelligence: A product without a process? *International Journal of Intelligence and CounterIntelligence*, 34(2):300–315, 2021.
- [65] OpenAI. Data usage for consumer services faq. <https://help.openai.com/en/articles/7039943-data-usage-for-consumer-services-faq>, 2023.
- [66] OpenAI. Privacy policy. <https://openai.com/policies/row-privacy-policy/>, 2023.
- [67] Optiv. Threat management services. <https://www.optiv.com/services/threat>, 2025.
- [68] Guansong Pang, Chunhua Shen, Longbing Cao, and Anton Van Den Hengel. Deep learning for anomaly detection: A review. *ACM computing surveys (CSUR)*, 54(2):1–38, 2021.
- [69] Razvan Pascanu, Jack W Stokes, Hermineh Sanossian, Mady Marinescu, and Anil Thomas. Malware classification with recurrent networks. In *2015 IEEE international conference on acoustics, speech and signal processing (ICASSP)*, pages 1916–1920. IEEE, 2015.
- [70] Rajesh Pasupuleti, Ravi Vadapalli, Christopher Mader, and Norris Timothy. Popular llm-large language models in enterprise applications. In *2024 2nd International Conference on Foundation and Large Language Models (FLLM)*, pages 125–131. IEEE, 2024.
- [71] Kanchan Patil and Anand Vardhan Malla. Threat intelligence framework for vulnerability identification and patch management for virtual environment. In *2022 2nd International Conference on Innovative Practices in Technology and Management (ICIPTM)*, volume 2, pages 787–793. IEEE, 2022.
- [72] Hammond Pearce, Benjamin Tan, Baleegh Ahmad, Ramesh Karri, and Brendan Dolan-Gavitt. Examining zero-shot vulnerability repair with large language models. In *2023 IEEE Symposium on Security and Privacy (SP)*, pages 2339–2356. IEEE, 2023.

- [73] Siqi Peng, Anmin Zhou, Shan Liao, and Liang Liu. A threat actions extraction method based on the conditional co-occurrence degree. In *2020 7th International Conference on Information Science and Control Engineering (ICISCE)*, pages 1633–1637. IEEE, 2020.
- [74] Nancy Poehlmann, Kevin Matthe Caramancion, Irem Tatar, Yueqi Li, Mehdi Barati, and Terry Merz. The organizational cybersecurity success factors: an exhaustive literature review. *Advances in Security, Networks, and Internet of Things: Proceedings from SAM’20, ICWN’20, ICOMP’20, and ESCS’20*, pages 377–395, 2021.
- [75] Li Qiang, Yang Zeming, Liu Baoxu, Jiang Zhengwei, and Yan Jian. Framework of cyber attack attribution based on threat intelligence. In *Interoperability, Safety and Security in IoT: Second International Conference, InterIoT 2016 and Third International Conference, SaSeIoT 2016, Paris, France, October 26-27, 2016, Revised Selected Papers 2*, pages 92–103. Springer, 2017.
- [76] Qualys. Qualys reports 30% surge in cves for 2024 amid rising software complexity, 2024.
- [77] Md Rayhanur Rahman and Laurie Williams. Investigating co-occurrences of mitre att&ck techniques. *arXiv preprint arXiv:2211.06495*, 2022.
- [78] Jun Rao, Xuebo Liu, Lian Lian, Shengjun Cheng, Yunjie Liao, and Min Zhang. Commonit: Commonality-aware instruction tuning for large language models via data partitions. *arXiv preprint arXiv:2410.03077*, 2024.
- [79] Dark Reading. Developing a plan to respond to critical cves in open source software, 2024.
- [80] Reuters. Italy fines openai 15 million euros over privacy rules breach. 2024.
- [81] Saqib Saeed, Sarah A Suayyid, Manal S Al-Ghamdi, Hayfa Al-Muhaisen, and Abdullah M Almuhaideb. A systematic literature review on cyber threat intelligence for organizational cybersecurity resilience. *Sensors*, 23(16):7273, 2023.
- [82] Sagar Samtani, Maggie Abate, Victor Benjamin, and Weifeng Li. Cybersecurity as an industry: A cyber threat intelligence perspective. *The Palgrave Handbook of International Cybercrime and Cyberdeviance*, pages 135–154, 2020.
- [83] OX Security. That was then, this is now: Modernizing appsec in fast-paced development environments, 2024.
- [84] Segolily Labs. Lily-Cybersecurity-7B-v0.2. <https://huggingface.co/segolilylabs/Lily-Cybersecurity-7B-v0.2>, 2025.
- [85] Abigail Sellen and Eric Horvitz. The rise of the ai co-pilot: Lessons for design from aviation and beyond. *Communications of the ACM*, 67(7):18–23, 2024.
- [86] Giuseppe Settanni, Yegor Shovgenya, Florian Skopik, Roman Graf, Markus Wurzenberger, and Roman Fiedler. Acquiring cyber threat intelligence through security information correlation. In *2017 3rd IEEE International Conference on Cybernetics (CYBCONF)*, pages 1–7. IEEE, 2017.
- [87] Peiyang Song, Kaiyu Yang, and Anima Anandkumar. Towards large language models as copilots for theorem proving in lean. *arXiv preprint arXiv:2404.12534*, 2024.
- [88] Liwen Sun, Abhineet Agarwal, Aaron Kornblith, Bin Yu, and Chenyan Xiong. Ed-copilot: reduce emergency department wait time with language model diagnostic assistance. *arXiv preprint arXiv:2402.13448*, 2024.
- [89] Nan Sun, Ming Ding, Jiaojiao Jiang, Weikang Xu, Xiaoxing Mo, Yonghang Tai, and Jun Zhang. Cyber threat intelligence mining for proactive cybersecurity defense: a survey and new perspectives. *IEEE Communications Surveys & Tutorials*, 25(3):1748–1774, 2023.
- [90] Chee Wei Tan, Shangxin Guo, Man Fai Wong, and Ching Nam Hang. Copilot for xcode: exploring ai-assisted programming by prompting cloud-based large language models. *arXiv preprint arXiv:2307.14349*, 2023.
- [91] Hung Quoc To, Nghi DQ Bui, Jin Guo, and Tien N Nguyen. Better language models of code through self-improvement. *arXiv preprint arXiv:2304.01228*, 2023.
- [92] Hugo Touvron, Louis Martin, Kevin Stone, Peter Albert, Amjad Almahairi, Yasmine Babaei, Nikolay Bashlykov, Soumya Batra, Prajjwal Bhargava, Shruti Bhosale, et al. Llama 2: Open foundation and fine-tuned chat models. *arXiv preprint arXiv:2307.09288*, 2023.
- [93] Oleksandr Tsaruk and Maria Korniiets. Hybrid nature of modern threats for cybersecurity and information security. *Smart Cities and Regional Development (SCRD) Journal*, 4(1):57–78, 2020.
- [94] Saad Ullah, Mingji Han, Saurabh Pujar, Hammond Pearce, Ayse Coskun, and Gianluca Stringhini. Llms cannot reliably identify and reason about security vulnerabilities (yet?): A comprehensive evaluation, framework, and benchmarks. In *2024 IEEE Symposium on Security and Privacy (SP)*, pages 862–880. IEEE, 2024.

- [95] Thomas D Wagner, Khaled Mahbub, Esther Palomar, and Ali E Abdallah. Cyber threat intelligence sharing: Survey and research directions. *Computers & Security*, 87:101589, 2019.
- [96] Han Wang, Nirmalendu Prakash, Nguyen Khoi Hoang, Ming Shan Hee, Usman Naseem, and Roy Ka-Wei Lee. Prompting large language models for topic modeling. In *2023 IEEE International Conference on Big Data (BigData)*, pages 1236–1241. IEEE, 2023.
- [97] Shuhe Wang, Xiaofei Sun, Xiaoya Li, Rongbin Ouyang, Fei Wu, Tianwei Zhang, Jiwei Li, and Guoyin Wang. Gpt-ner: Named entity recognition via large language models. *arXiv preprint arXiv:2304.10428*, 2023.
- [98] Hao Wei, Jianing Qiu, Haibao Yu, and Wu Yuan. Medco: Medical education copilots based on a multi-agent framework. *arXiv preprint arXiv:2408.12496*, 2024.
- [99] Wikipedia. Chatgpt. <https://en.wikipedia.org/wiki/ChatGPT>, 2025.
- [100] Wikipedia contributors. Common Vulnerabilities and Exposures. https://en.wikipedia.org/wiki/Common_Vulnerabilities_and_Exposures, 2025.
- [101] Wikipedia contributors. Lazarus group — wikipedia, the free encyclopedia. https://en.wikipedia.org/wiki/Lazarus_Group, 2025.
- [102] Wikipedia contributors. Vulnerability database. https://en.wikipedia.org/wiki/Vulnerability_database, 2025.
- [103] Patricia AH Williams and Andrew J Woodward. Cybersecurity vulnerabilities in medical devices: a complex environment and multifaceted problem. *Medical Devices: Evidence and Research*, pages 305–316, 2015.
- [104] Chunqiu Steven Xia, Matteo Paltenghi, Jia Le Tian, Michael Pradel, and Lingming Zhang. Fuzz4all: Universal fuzzing with large language models. In *Proceedings of the IEEE/ACM 46th International Conference on Software Engineering*, pages 1–13, 2024.
- [105] Xiayu Xiang, Hao Liu, Liyi Zeng, Huan Zhang, and Zhaoquan Gu. Ipattributor: Cyber attacker attribution with threat intelligence-enriched intrusion data. *Mathematics*, 12(9):1364, 2024.
- [106] Yiheng Xu, Hongjin Su, Chen Xing, Boyu Mi, Qian Liu, Weijia Shi, Binyuan Hui, Fan Zhou, Yitao Liu, Tianbao Xie, et al. Lemur: Harmonizing natural language and code for language agents. *arXiv preprint arXiv:2310.06830*, 2023.
- [107] Hongyang Yang, Boyu Zhang, Neng Wang, Cheng Guo, Xiaoli Zhang, Likun Lin, Junlin Wang, Tianyu Zhou, Mao Guan, Runjia Zhang, et al. Finrobot: an open-source ai agent platform for financial applications using large language models. *arXiv preprint arXiv:2405.14767*, 2024.
- [108] Xi Yang, Aokun Chen, Nima PourNejatian, Hoo Chang Shin, Kaleb E Smith, Christopher Parisien, Colin Compas, Cheryl Martin, Anthony B Costa, Mona G Flores, et al. A large language model for electronic health records. *NPJ digital medicine*, 5(1):194, 2022.
- [109] Asad Yaseen. The role of machine learning in network anomaly detection for cybersecurity. *Sage Science Review of Applied Machine Learning*, 6(8):16–34, 2023.
- [110] Abel Yeboah-Ofori, Shareeful Islam, and Ezer Yeboah-Boateng. Cyber threat intelligence for improving cyber supply chain security. In *2019 International Conference on Cyber Security and Internet of Things (IC-SIoT)*, pages 28–33. IEEE, 2019.
- [111] Chong Zhang, Xinyi Liu, Mingyu Jin, Zhongmou Zhang, Lingyao Li, Zhengting Wang, Wenye Hua, Dong Shu, Suiyuan Zhu, Xiaobo Jin, et al. When ai meets finance (stockagent): Large language model-based stock trading in simulated real-world environments. *arXiv preprint arXiv:2407.18957*, 2024.
- [112] Jie Zhang, Haoyu Bu, Hui Wen, Yongji Liu, Haiqiang Fei, Rongrong Xi, Lun Li, Yun Yang, Hongsong Zhu, and Dan Meng. When llms meet cybersecurity: A systematic literature review. *Cybersecurity*, 8(1):1–41, 2025.
- [113] Zhiping Zhang, Michelle Jia, Hao-Ping Lee, Bingsheng Yao, Sauvik Das, Ada Lerner, Dakuo Wang, and Tian-shi Li. "it's a fair game", or is it? examining how users navigate disclosure risks and benefits when using llm-based conversational agents. *arXiv preprint arXiv:2309.11653*, 2023.
- [114] Tiantian Zhu, Jie Ying, Tieming Chen, Chunlin Xiong, Wenrui Cheng, Qixuan Yuan, Aohan Zheng, Mingqi Lv, and Yan Chen. Nip in the bud: Forecasting and interpreting post-exploitation attacks in real-time through cyber threat intelligence reports. *IEEE Transactions on Dependable and Secure Computing*, 2024.
- [115] Yuqi Zhu, Jia Li, Ge Li, YunFei Zhao, Zhi Jin, and Hong Mei. Hot or cold? adaptive temperature sampling for code generation with large language models. In *Proceedings of the AAAI Conference on Artificial Intelligence*, volume 38, pages 437–445, 2024.

A Pre-Training: Complementary Information

A.1 Data Source and Metadata Collection

Complementary to §3.1, Table 8 provides a detailed overview of the cyber threat databases we utilize, along with the corresponding metadata collected for various CTI tasks (①-⑥) and analytical targets.

MITRE-CVE and NVD. Our collected data is primarily centered around CVEs, leveraging the MITRE-CVE [14] and NVD [59] databases, which serve as well-structured repositories of publicly disclosed vulnerabilities. These databases provide foundational information, including CVE identifiers, descriptions, severity scores, affected products, and references to external sources.

Exploit-DB. To further enrich our dataset and enhance contextual understanding, we incorporate additional cyber threat intelligence (CTI) sources, including Exploit-DB [62]. Exploit-DB provides reports on security advisories and threat intelligence insights, complementing the structured data from MITRE-CVE and NVD. Notably, Exploit-DB is also CVE-centric; however, unlike MITRE-CVE and NVD, it lacks structured connections to additional evidence. Therefore, our data collection primarily focuses on extracting raw threat descriptions and attack vector classifications (e.g., "Local") to supplement our dataset with additional contextual details.

Other MITRE Databases. Beyond these primary databases, we integrate metadata from additional sources to enrich our dataset with diverse perspectives on cyber threats. Specifically, we leverage CWE [16] to systematically categorize software weaknesses, providing a structured foundation for understanding vulnerability root causes. CAPEC [17] offers a comprehensive taxonomy of attack patterns, enabling us to analyze how adversaries exploit known weaknesses in real-world scenarios. MITRE ATT&CK [18] serves as a crucial resource for mapping adversary tactics, techniques, and procedures (TTPs), facilitating in-depth attribution and behavioral analysis.

Third-Party References. Beyond structured frameworks, we incorporate third-party references to capture real-time threat intelligence and contextualized security insights. Among them, GitHub commits to serve as a valuable source for tracking vulnerability disclosures, exploit development, and security patch discussions. Apache security reports [5] provide detailed documentation on vulnerabilities and remediation efforts specific to widely used web and enterprise software. Meanwhile, IBM X-Force threat intelligence [39] contributes curated threat reports, real-world attack observations, and insights into evolving threat landscapes.

The collected metadata, detailed in Table 8, enhances the comprehensiveness of our dataset by offering multifaceted insights into vulnerability exploitation patterns, adversarial attack techniques, and effective mitigation strategies. By integrating these diverse sources, we enable a richer and more

contextualized analysis of cyber threats, supporting improved detection, attribution, and defense mechanisms.

A.2 Threat Corpus Generation Details

Complementary to §3.1, we detail the prompts used for generating and refining the threat corpus, specifically in Prompt 1 and 2. During output sampling, we adjust the temperature and top-p parameters within a range of 0.2 to 1.0 to balance creativity and determinism. An example of a generated threat report is provided in Example 4. Additionally, we present the statistical overview of the corpus used for pre-training in Table 9.

Prompt 1 Below is the prompt template used for threat corpus generation.

Task Description: *You are a cybersecurity analyst responsible for generating a high-quality CVE-centric threat report. The report should follow the style, layout, and analytical depth of the given example report. ...*

Example Report: {EXAMPLE REPORT}

Threat Metadata:

- **Vulnerability Name:** {VULNERABILITY NAME}
- **CVE ID:** {CVE ID}
- **Affected Systems:** {AFFECTED SYSTEMS}
- **Attack Vector:** {ATTACK VECTOR}
- **Tactics, Techniques, and Procedures (TTPs):** {TTPS}
- **Known Exploitations:** {KNOWN EXPLOITATIONS}
- ...

Report Generation Instructions:

- Follow the style and structure of the example report.
- Incorporate all CVE metadata meaningfully.
- Analyze the threat context, discussing possible exploitation paths, attacker motivations, and mitigation methods.
- Ensure coherence while maintaining variability in phrasing.
- Generate the report in professional cybersecurity language while maintaining clarity and depth.

Output:

Prompt 2 Below is the prompt used for threat corpus revision.

Table 8: The data sources we utilize and the corresponding evidence metadata collected from each database.

CTI Task	Analysis Target	Source Database						
		CVE	NVD	CWE	ATT&CK	CAPEC	Exploit DB	Third-Party Ref.
①	Threat Actor	✓	✓	✓	✓		✓	✓
	TTPs	✓	✓		✓		✓	✓
	Exploit Path	✓	✓	✓	✓	✓	✓	✓
②	Affected System	✓	✓		✓		✓	✓
	Attack Infra	✓	✓			✓	✓	✓
	Attack Impact	✓	✓				✓	✓
③	CVE Identifier	✓	✓				✓	✓
	CWE Identifier	✓	✓	✓				✓
④	CVE Identifier	✓	✓	✓				✓
⑤	CVSS Metrics	✓	✓					✓
	EPSS Records	✓	✓					✓
⑥	Tool Use	✓	✓	✓	✓		✓	✓
	Code Patch	✓	✓				✓	✓
	Methodology	✓	✓	✓	✓		✓	✓
	Advisory	✓	✓	✓	✓		✓	✓

Table 9: Base LLM assignment and settings of CYLENS’s development, including pre-training and fine-tuning. “Cp” – Corpus; “Tk” – token.

CYLENS	Base LLM	Pre-Training						
		# Cp	# Tk	T	T ₁	T ₂	β	
CYLENS-1B	Llama-3.2-1B	28K	0.27B	4	3	3	1.0	
CYLENS-8B	Llama-3.1-8B	115K	1.1B	10	5	5	1.0	
CYLENS-70B	Llama-3.3-70B	271K	2.5B	20	10	10	1.0	

Objective: You are an expert cybersecurity analyst and technical writer. Your task is to revise the provided cyber threat report by improving its layout and structure while maintaining all critical details. The goal is to ...

Instructions:

- *Reorganize Content* – Adjust the structure to make the report more logical and easier to follow. Consider using sections such as ...
- *Improve Readability* – Use concise paragraphs, bullet points, and tables where appropriate. Ensure technical jargon is well-explained.
- *Maintain Accuracy* – Preserve all details, technical data, and intelligence without altering their meaning.
- ...

Report to Revise: [Insert Cyber Threat Report Here]

Output:

Example 4 Below is an example of threat report.

Title: Security Advisory: Cleartext Storage Vulnerability in ChatGPT macOS Application

Executive Summary: A security vulnerability has been identified in versions of the ChatGPT application for macOS released before July 5, 2024. The application was found to store user conversations in cleartext, making them accessible to other applications on the system. Additionally, the app operated outside of the macOS sandbox, ...

Vulnerability Details:

- **CVE Identifier:** CVE-2024-40594
- **Description:** The ChatGPT macOS application prior to version 2024-07-05 stored user conversations in an unencrypted format in a location accessible by other applications. Furthermore, the application opted out of the macOS sandbox, which is designed to limit the app’s access to system resources and user data ...
- **Affected Products:** ...

Impact: The cleartext storage of conversations poses a privacy risk, as sensitive information could be accessed by other applications or users with sufficient privileges on the same system. The lack of sandboxing further exacerbates the issue by allowing the application broader access to system resources than necessary, potentially exposing additional data ...

Mitigation: Users are advised to update the ...

B Fine-Tuning: Complementary Information

Complementary to §4.1, we present the statistics of the generated fine-tuning dataset in Table 10. Notably, when generating each data instance using a cascading reasoning layout, not all analytical targets are included due to variations in their availability.

Table 10: Statistics of the fine-tuning dataset with a cascading reasoning layout, where each analytical target appears in varying volumes of data. Additionally, different scales of fine-tuning data are used for different CYLENS models to align with their respective capacities and optimization needs.

CTI Task	Analytical Target	# Sample	# Fine-Tuning Samples		
			1B	8B	70B
❶	Threat Actor	37.6K			
	TTPs	35.5K			
	Exploit Path	21.8K			
❷	Affected System	37.6K			
	Attack Infra	28.3K			
	Attack Impact	17.6K			
❸	CVE Identifier	37.6K	0.8K	11.5K	37.6K
	CWE Identifier	37.6K			
❹	CVE Identifier	22.9K			
❺	CVSS Metrics	37.6K			
	EPSS Records	33.1K			
❻	Tool Use	15.3K			
	Code Patch	8.2K			
	Methodology	32.4K			
	Advisory	27.5K			

Furthermore, CYLENS-1B, CYLENS-8B, and CYLENS-70B utilize different volumes of fine-tuning data, reflecting their respective model capacities and optimization requirements. For fine-tuning CYLENS-1B, we select 0.8K samples that contain all analytical targets. In contrast, for CYLENS-8B and CYLENS-70B, we use a progressively larger dataset, with CYLENS-8B utilizing a partial subset and CYLENS-70B leveraging the full dataset, despite the potential absence of certain analytical targets in some instances.

C Evaluation: Complementary Information

C.1 Evaluation Data

Rationale. Evaluating CTI using both historical cyber threats and zero-day threats provides a comprehensive assessment of their robustness and adaptability. Historical threats serve as a fundamental benchmark, allowing for the validation of defensive mechanisms against well-documented attack patterns, known TTPs. This retrospective analysis ensures that security measures remain effective against previously encountered

threats and can detect variations of known exploits. On the other hand, zero-day threats introduce an element of unpredictability, testing the system’s ability to detect and respond to novel attack vectors without predefined signatures or heuristics.

By incorporating both types of threats, evaluations can measure not only the efficiency of existing threat detection models but also the adaptability of security solutions in dynamic and evolving threat landscapes. This dual approach is essential for developing resilient cybersecurity frameworks that balance historical insights with forward-looking threat intelligence.

Table 11: Statistics of evaluation dataset

	Historical	Zero-Day
# Threats	10,000	5,526

Table 11 presents the volume of our evaluation datasets. We ensure that no threats included in the evaluation appear in the training data.

C.2 Evaluation Metrics

We define the evaluation metrics used for each analytical target, along with the strategies and rationale behind their selection.

- **Threat Actor:** Since threat actors are typically unique in each threat report, we use Accuracy to assess whether the threat actor generated by LLMs matches the reference. Additionally, we employ BERT Score to measure the textual similarity between the generated explanation and the reference for threat actor attribution. BERT Score is implemented using the Hugging Face library².
- **TTPs:** As TTPs are typically presented as a list, we adopt four metrics:
 - Precision – Measures the proportion of correctly identified TTPs among those predicted by the LLM.
 - Recall – Measures the proportion of actual TTPs that were successfully identified.
 - F1 Score – Provides a balanced measure of precision and recall.
 - Intersection over Union (IoU) – Quantifies the overlap between the predicted and reference TTP sets.
- **Exploitation Path:** Since exploitation paths are usually descriptive observations, we use BERT Score to measure text similarity between the generated and reference descriptions.

²<https://huggingface.co/spaces/evaluate-metric/bertscore>

- **Affected System & Attack Infrastructure:** Similar to TTPs, both affected systems and attack infrastructures are structured as itemized lists. We therefore apply Precision, Recall, F1 Score, and IoU to assess the overlap between the LLM-generated results and the reference lists.
- **Impact:** As impact analysis consists of descriptive statements, we use BERT Score to evaluate textual similarity between generated and reference statements.
- **CVE and CWE Detection & Correlation:** Given the large-scale CVE candidates and hundreds of CWEs, the detection and correlation tasks prompt LLMs to generate the top-10 most relevant identifiers (CVE or CWE). We use Hit@10 to measure whether at least one correct identifier is present in the top-10 results.
- **Correct Product & Threat Category:** To assess whether the generated CVEs correspond to the correct affected product or fall within the correct threat category, we compute Accuracy as the evaluation metric.
- **CVSS Metrics:** Since CVSS metrics have a limited number of categorical values (e.g., base severity levels), we use classification accuracy to evaluate the correctness of the predicted severity levels.
- **EPSS Trend Prediction:** Since the EPSS score is a numerical probability (e.g., a 5.5% chance of exploitation within a given timeframe), we calculate the Root Mean Square Error (RMSE) to measure the deviation between the LLM-predicted score and the ground truth.
- **Tool Use & Advisory Identification:** Both of these tasks involve selecting a single correct item, so we evaluate performance using Accuracy to measure whether the LLM can identify the correct tool or advisory.
- **Code Patch & Mitigation:** Since both tasks involve generating textual recommendations, we use BERT Score to assess the similarity between the LLM-generated output and the reference.