

# DAST: Difficulty-Adaptive Slow Thinking for Large Reasoning Models

Yi Shen<sup>1,2</sup>, Jian Zhang<sup>1,2</sup>, Jieyun Huang<sup>1,2</sup>, ✉Shuming Shi<sup>1,2</sup>, Wenjing Zhang<sup>1,2</sup>,  
Jiangze Yan<sup>1,2</sup>, Ning Wang<sup>1,2</sup>, Kai Wang<sup>1,2</sup>, Zhaoxiang Liu<sup>1,2</sup>, ✉Shiguo Lian<sup>1,2</sup>

<sup>1</sup>Unicom Data Intelligence, China Unicom

<sup>2</sup>Data Science & Artificial Intelligence Research Institute, China Unicom

✉ Corresponding Authors

{sheny73, zhangj2791, liansg}@chinaunicom.cn, ssm01@hotmail.com

## Abstract

Recent advancements in slow thinking reasoning models have shown exceptional performance in complex reasoning tasks. However, these models often exhibit overthinking (generating redundant reasoning steps for simple problems), leading to excessive computational resource usage. While current mitigation strategies uniformly reduce reasoning tokens, they risk degrading performance on challenging tasks that require extended reasoning. This paper introduces Difficulty-Adaptive Slow Thinking (DAST), a novel framework that enables models to autonomously adjust the length of Chain-of-Thought (CoT) based on problem difficulty. We first propose a Token Length Budget (TLB) metric to quantify difficulty, then leverage budget-aware reward shaping and budget preference optimization to implement DAST. DAST penalizes overlong responses for simple tasks while incentivizing sufficient reasoning for complex problems. Experiments on diverse datasets and model scales demonstrate that DAST effectively mitigates overthinking (reducing token usage by over 30% on average) while preserving reasoning accuracy on complex problems. Our codes and models are available at <https://github.com/AnonymousUser0520/AnonymousRepo01>.

## 1 Introduction

Recently, significant advancements have been made in slow-thinking reasoning models, exemplified by OpenAI’s o1 (OpenAI, 2024) and DeepSeek-R1 (Guo et al., 2025). These slow-thinking reasoning models, which simulate human deep-thinking mechanisms through self-reflection, error correction, and exploration of multiple solution strategies, have demonstrated remarkable potential in complex reasoning tasks such as mathematical problem-solving (MAA, 2024) and programming challenges (Jain et al., 2024).

However, empirical studies (Chen et al., 2024; Sui et al., 2025; Liu et al., 2025) have shown that



Figure 1: An Example to illustrate the overthinking phenomenon.

these reasoning models suffer from overthinking phenomenon. In other words, these models tend to generate redundant solutions and unnecessarily complex reasoning steps when addressing simple problems, leading to inefficient computational resource utilization. For instance, as demonstrated in Figure 1, traditional LLM (DeepSeek V3) can solve basic mathematic problems such as “ $3x + 7 = 22$ ,  $x = ?$ ” with just 58 tokens, while reasoning model such as DeepSeek-R1 may consume over 1000 tokens for the same problem. This overthinking phenomenon not only significantly reduces reasoning efficiency but also causes information overload for the users.

Current approaches (Sui et al., 2025; Xia et al., 2025; Chen et al., 2024) to mitigate the overthinking problem typically employ a one-size-fits-all strategy, uniformly reducing reasoning steps or token counts across all problems. Although these ap-

proaches significantly reduce the output length of slow-thinking models, they carry the risk of performance degradation, particularly when addressing challenging problems. Prior studies (Zeng et al., 2024; Muennighoff et al., 2025) have demonstrated that adequate reasoning length is critical for slow-thinking models to effectively solve complex tasks. It is therefore essential to devise approaches that mitigate overthinking phenomena while maximally preserving reasoning capabilities.

This raises a fundamental question: Can slow thinking models autonomously adjust reasoning depth based on problem difficulty, thereby generating concise responses for simple questions while maintaining sufficiently extended CoT reasoning for complex ones? We propose a Difficulty-Adaptive Slow-Thinking (DAST) framework to tackle this challenge.

Our key idea is straightforward: Given that tasks of varying difficulty levels inherently demand different reasoning depths, we propose to establish a mapping relationship between problem complexity and target response length. By comparing the length of the current response with the target response length, we can determine whether to apply additional rewards or penalties to the current answer. Building upon this, we construct a training objective to achieve adaptive reasoning. Specifically, we first introduce a difficulty quantification metric termed “Token Length Budget” (TLB), which integrates both the accuracy of sampled responses and their length distributions. This metric effectively combines problem difficulty characteristics with token length information. For multiple generated responses sampled, our method applies budget-aware reward shaping: Responses exceeding the TLB of simple questions receive penalty signals, while those approaching the TLB for complex problems receive positive incentives. This mechanism allows us to construct pair-wise budget preference training data that inherently encodes the relationship between problem difficulty and target response length. Through follow-up preference optimization, we enable the slow-thinking model to acquire adaptive reasoning capabilities, strategically allocating more computational resources to challenging problems while maintaining efficient processing of simpler tasks. The proposed DAST method essentially establishes a learnable mapping between problem difficulty levels and corresponding target response length, achieving intelligent computation allocation during the inference stage

without compromising reasoning quality.

Our main contributions are as follows:

1. We propose a difficulty-adaptive slow thinking (DAST) scheme, which effectively alleviates the phenomenon of overthinking while maintaining the reasoning performance, especially on difficult tasks.
2. We propose a novel problem difficulty quantification metric (TLB) that is applicable to many downstream tasks.
3. We conduct extensive validation experiments across multiple datasets with models of varying parameter scales. The results demonstrate that the proposed DAST approach effectively mitigates the overthinking problem while preserving the model’s reasoning capabilities.

## 2 Related Work

### 2.1 Problem Difficulty Evaluation

Some previous studies mainly used proprietary models like ChatGPT to assess the difficulty or complexity of data samples (Lu et al., 2023; Liu et al., 2023). Such methods are limited by the ability of the LLMs they employed for evaluation. In reasoning scenarios such as mathematics, a more common solution is to use sampling accuracy to measure the difficulty of the problem (Tong et al., 2025; Team et al., 2025). However, this approach has two shortcomings. First, it requires sampling more answers to ensure effectiveness. Second, for some extremely difficult questions, there are fewer valid answers, resulting in insufficient discrimination. The token length budget metric we propose in this paper can effectively circumvent these two shortcomings.

### 2.2 Overthinking

Mitigating “overthinking” in Large Reasoning Models (LRMs) to enhance reasoning efficiency has garnered increasing research attention. Existing approaches can be broadly categorized into three main types (Sui et al., 2025; Liu et al., 2025): prompt-based methods, output-based methods, and post-training methods.

**Prompt-based Methods.** These methods focus on modifying input prompts to achieve concise reasoning. Common techniques include imposing explicit token limits (Nayab et al., 2024) or instructing the model to generate more succinct reasoning chains (Xu et al., 2025; Renze and Guven, 2024).

**Output-based Methods.** These approaches intervene during the inference stage to control the reasoning process. One line of work compresses intermediate reasoning steps into latent representations rather than explicit text, thereby enhancing brevity at the cost of interpretability (Hao et al., 2024; Shen et al., 2025). Another direction involves dynamic decoding, wherein lightweight models or heuristics evaluate each reasoning step during generation, deciding whether to retain, modify, or discard it (Sun et al., 2024; Yang et al., 2025; Zhang et al., 2025).

**Post-training Methods.** These methods typically involve supervised fine-tuning (SFT) on variable-length Chain-of-Thought (CoT) data (Chen et al., 2024; Ma et al., 2025; Kang et al., 2025; Xia et al., 2025; Munkhbat et al., 2025) or the incorporation of length-based rewards within reinforcement learning frameworks (Team et al., 2025; Luo et al., 2025; Arora and Zanette, 2025; Yeo et al., 2025). The objective is to guide the model towards generating reasoning paths that are both concise and accurate.

While all these methods have demonstrated promising results in efficient reasoning, they exhibit certain limitations. Most existing approaches indiscriminately compress the Chain-of-Thought (CoT) across all problems, leading to degraded reasoning performance, particularly for complex problems. Furthermore, the majority of these methods have primarily been evaluated on LRMs with fewer than 7B parameters, with limited exploration of their efficacy on models with larger parameter scales (e.g., 32B). Our work aims to achieve difficulty-adaptive efficient inference by defining a token length budget for each problem, reflecting its perceived difficulty for the current model. Although some prior studies (Aggarwal and Welleck, 2025; Muennighoff et al., 2025) have employed token budgets to control inference length, these approaches typically rely on pre-defined, discrete token budgets, often manually set. The most closely related work is that of (Han et al., 2024), which also attempts to allocate varying token budgets based on problem complexity. However, their method necessitates an iterative search process, experimenting with token limits within prompts to determine the final budget, which can be cumbersome. Additionally, its effectiveness has not been demonstrated on “slow thinking” models.

### 3 Methodology

In this section, we introduce our proposed DAST method in detail. Our key insight lies in enhancing existing reasoning models through budget-preference training, enabling adaptive response generation with length that corresponds to problem complexity. The main challenge lies in establishing a principled relationship between response length and problem difficulty. To this end, we propose a novel reasoning Token Length Budget (TLB) metric that dynamically scales with problem complexity: simpler questions receive smaller length allocations while complex ones are allocated extended budgets. This metric not only serves as a length reference for response generation but also could be used to quantify problem difficulty.

The technical implementation of DAST involves three crucial steps: First, calibrating the initial rule-based reward scores of each response with thinking process via comparing its actual token length with the TLB of the corresponding problem. Second, constructing a pairwise budget-preference training dataset based on the calibrated reward scores. Finally, employing SimPO (Meng et al., 2025) to fine-tune the original reasoning model, endowing it with adaptive reasoning capabilities. The overall framework of DAST is depicted in Figure 2.

#### 3.1 Token Length Budget Definition

Our proposed Token Length Budget (TLB) metric is formally defined as:

$$L_{budget} = p \cdot L_{\bar{r}} + (1 - p) \cdot L_{max}, \quad (1)$$

where

$$p = \frac{c}{N}$$

denotes the sampling accuracy. Here,  $c$  is the number of correct responses sampled from the current question with the backbone LRM,  $N$  is the total number of sampled responses.  $L_{\bar{r}}$  represents the average token length of correct responses, and  $L_{max}$  is the maximum generation length.

The higher the sampling accuracy, the closer  $L_{budget}$  is to the average length of correct responses ( $L_{\bar{r}}$ ), while lower accuracy brings  $L_{budget}$  closer to the maximum generated length. A sampling accuracy of 0 indicates extreme difficulty, in which case the model should be encouraged to think deeply and generate longer CoT. At this point, TLB equals the model’s maximum generation length. As shown in Figure 3, the average TLB exhibits strong positive correlation with problem difficulty level on the

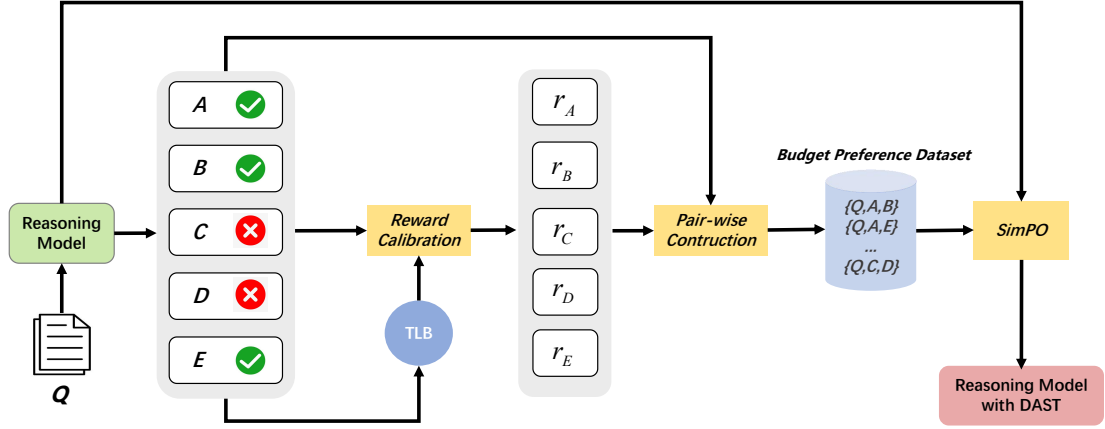


Figure 2: Overview of our proposed DAST method.

MATH training dataset, demonstrating its potential as an effective measure for quantifying problem complexity.

### 3.2 Reward Score Calibration

In reasoning scenarios such as mathematics and coding, o1-like slow thinking models typically employ rule-based rewards as feedback signals for training (Guo et al., 2025; Team et al., 2025). In this work, traditional rule-based rewards are calibrated by incorporating the deviation between actual response length and the TLB metric. This calibration allows the reward score to jointly capture both difficulty-aware information and length characteristics, enabling difficulty-adaptive training.

$$reward(i) = \begin{cases} \max(-0.5\lambda + 0.5, 0.1) & \text{if correct} \\ \min(0.9\lambda - 0.1, -0.1) & \text{if incorrect,} \end{cases} \quad (2)$$

where

$$\lambda = \frac{L_i - L_{budget}}{L_{budget}}$$

The calibrated reward score for the response  $i$  is defined as Equation 2. From Figure 4, we can derive the following insights:

For a correct answer, if its length exceeds TLB, it will result in a reward decay. The simpler the question, the smaller the TLB. If the generated length significantly surpasses TLB, the reward will decay severely. Conversely, if it falls below TLB, the reward will be amplified, encouraging the model to

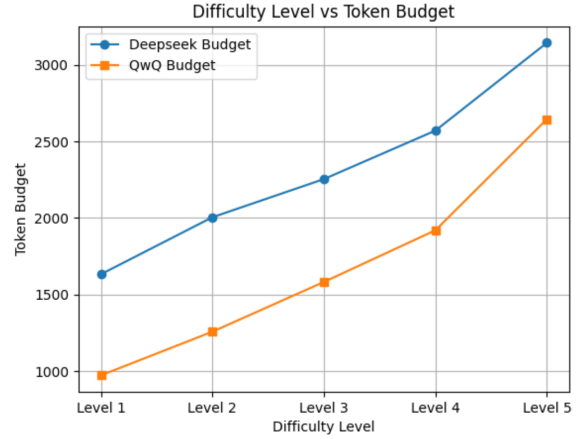


Figure 3: Average token budget distribution across difficulty levels ( $L_{\max} = 4096$ ). Results are computed using responses sampled from QwQ-32B-preview and DeepSeek-R1-Distill-Qwen-32B (DS-32B) on the MATH training set. The higher TLB for DS-32B stems from its structured output format containing both reasoning chains and final answers.

generate shorter answers within the corresponding TLB.

For incorrect answers, if the actual length is below TLB, it indicates insufficient reasoning. In this case, the model is encouraged to engage in more thorough thinking process and generate longer responses. The closer the length is to TLB, the greater the calibrated reward score. Once the TLB is reached, the reward score saturates.



### 3.3 Budget Preference Data Construction

For each input question  $x$ ,  $N$  candidate responses are sampled with corresponding TLB  $L_{\text{budget}}^{(x)}$  computed as formalized in Equation 1. The corresponding reward scores are then derived using Equation 2. These responses are subsequently ranked based on their reward scores to constructed contrastive pairs  $(x, y_w, y_l)$  for subsequent preference optimization, where  $y_w$  and  $y_l$  denote the winning and losing responses respectively.

We categorize contrastive pairs into two distinct classes<sup>1</sup>: (1) Dual-Correct Pair (DCP): Both responses yield correct answers, but the preferred instance  $y_w$  demonstrates significantly higher output conciseness ( $|y_w| \ll |y_l|$ ). DCP is designed to encourage the model to generate responses that are both correct and as concise as possible within the token length budget. (2) Dual-InCorrect Pair (DICP): Both responses produce incorrect answers, yet  $y_w$  exhibits substantially longer reasoning chains ( $|y_w| \gg |y_l|$ ). DICP is designed to stimulate more extensive reasoning attempts when the model has not yet produced a correct answer and remains within the corresponding TLB.

For each question, we first select the DCP and DICP pairs with maximal reward margin  $\Delta R = R(y_w) - R(y_l)$ , then apply a two-stage filtering process: 1. We establish a truncation threshold  $\delta \in (0, 1)$  to eliminate the bottom  $\delta|D|$  pairs with minimal  $\Delta R$ , where  $|D|$  denotes the candidate set size. 2. To maintain data quality and training efficiency, we retain at most two highest-margin pairs (one DCP and one DICP) per question.

This selection mechanism ensures statistical significance in reward differences while preserving informative contrastive signals, ultimately enhancing the stability of preference optimization.

### 3.4 Budget Preference Training

The constructed dataset  $\mathcal{D}_{\text{pre}}$  enables alignment of reasoning LLMs through Simple Preference Optimization (SimPO) (Meng et al., 2025). We chose SimPO due to its characteristic of being more sensitive in controlling answer length. The optimization objective is formulated as:

<sup>1</sup>There is actually a third class: Correct-InCorrect Pair (CICP), but our experiments show that CICP does not improve the performance. We will discuss the effects of CICP in Section 4.2.3

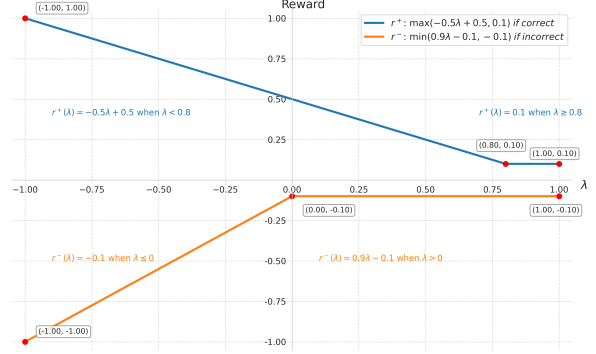


Figure 4: Calibrated reward function with TLB.

$$\mathcal{L}_{\text{SimPO}}(\pi_{\theta}) = -E_{(x, y_w, y_l) \sim \mathcal{D}} \left[ \log \sigma \left( \frac{\beta}{|y_w|} \log \pi_{\theta}(y_w|x) - \frac{\beta}{|y_l|} \log \pi_{\theta}(y_l|x) - \gamma \right) \right], \quad (3)$$

where  $\beta$  and  $\gamma$  are hyperparameters.

## 4 Experiments

### 4.1 Experimental Setup

**Backbone Reasoning Models** We conduct comparative experiments on two Large Reasoning Models (LRMs): DeepSeek-R1-DistillQwen-7B (DS-7B) and DeepSeek-R1-Distill-Qwen-32B (DS-32B) (Guo et al., 2025). Although both models exhibit strong reasoning abilities, their substantial redundant thought processes highlight the necessity of response compression.

**Benchmarks** We evaluate model performance on three established reasoning benchmarks:

- **MATH-500** (Lightman et al., 2023): 500 high school competition-level mathematical problems stratified into 5 difficulty levels, ranging from Level 1 (easiest) to Level 5 (hardest);
- **AIME 2024** (MAA, 2024): 30 curated problems from the American Invitational Mathematics Examination testing complex problem-solving;
- **GPQA** (Rein et al., 2024): 198 PhD-level science questions across physics, chemistry, and biology.

**Baseline Methods** We compare our method against the following representative approaches designed for efficient reasoning:

- **Concise Thoughts (CCoT)** (Renze and Guven, 2024): It encourages the model to generate concise reasoning process via simply append “Be concise” to the prompt.
- **Chain of Draft (CoD)** (Xu et al., 2025): This is another prompt-based method which instructs the model to generate concise draft intermediate steps during reasoning.<sup>2</sup>
- **SFT<sub>Shortest</sub>** (Munkhbat et al., 2025; Chen et al., 2024): This method selects the shortest correct response from the backbone model’s sampled answers as the ground truth, and then performs supervised fine-tuning (SFT) on the backbone model.
- **SimPO<sub>Shortest</sub>** (Chen et al., 2024): SimPO with contrastive instance pairs generated by the backbone reasoning model, which takes the shortest correct sampled response of each problem as positive instance and the longest correct counterpart as negative instance.
- **SimPO<sub>Cosine</sub>**: We keep the DAST settings entirely unchanged, only replacing the ranking criterion for contrastive pairs from the reward function defined in Section 3.2 to the cosine reward function introduced in (Yeo et al., 2025). We aim to verify the effectiveness of our proposed reward function through comparative analysis with **SimPO<sub>Cosine</sub>**.
- **SimPO<sub>LenPenalty</sub>**: We employ the length penalty reward function defined in (Team et al., 2025) to evaluate the sampled responses for each question, select the highest and lowest ranked instances to construct contrastive pairs, and thereby develop another version of SimPO baseline.

**Evaluation Metrics** We adopt following metrics to comprehensively assess both reasoning accuracy and compression effectiveness: **ACC** denotes the accuracy of the final answer. **LEN** refers to the average response length, measured in tokens. **C-LEN** represents the average number of tokens in all correct responses. **CR** is the compression ratio, which is defined as token length reduction ratio (vs. original model). **C-CR** is the **C-LEN** reduction ratio against original model.

<sup>2</sup>Please refer to the Appendix B for specific prompt templates for CCoT and CoD.

**Training Details** For both backbone reasoning models, we generate 20 candidate responses for each question in the MATH (Hendrycks et al., 2021) training set with maximum sequence length constrained to 4,096 tokens to compute its TLB. Following reward score calibration via Equation 2, we construct the preference training set for SimPO optimization. The truncation threshold  $\delta$  is set to 0.15 and 0.18 for DS-7B and DS-32B, yielding final training sets of 10295 and 9813 contrastive pairs for DS-7B and DS-32B, respectively. All models are trained for 1 epoch using AdamW optimizer with learning rate  $\text{lr} = 5\text{e-}6$ . All our experiments were run on a NVIDIA GPU machine with  $8 \times \text{H100}$ . Please refer to Appendix A for complete training configuration statistics.

**Decoding Configuration** In our evaluation setup, all models were constrained to a maximum generation length of 32,768 tokens to align with DeepSeek’s technical report (Guo et al., 2025). Following (Chen et al., 2024; Yeo et al., 2025), we employ greedy decoding for all the models. Results were computed using OpenR1 evaluation scripts<sup>3</sup>.

## 4.2 Results and Analysis

### 4.2.1 Overall Results

The main results are presented in Table 1. We have the following findings: Prompt-based methods (CCoT, CoD) show unstable performance, often incurring accuracy losses, which are particularly pronounced on complex task AIME 2024. For example, ACC of CoD with DS-7B on AIME 2024 drops from 60.0% to 43.3%. Aggressive compression methods (SimPO<sub>Shortest</sub>, SimPO<sub>LenPenalty</sub>) achieve the most significant token reduction on both DS-7B and DS-32B across all benchmarks. However, this substantial compression invariably sacrifices some accuracy. SimPO<sub>LenPenalty</sub> demonstrates a slightly better overall balance against SimPO<sub>Shortest</sub>, potentially because its reward function introduces the average length of batch data as a comparison baseline, thereby better navigating the length-accuracy trade-off. SFT<sub>Shortest</sub> proves to be a strong baseline, especially with the DS-32B model. However, notably on the AIME 2024, SFT<sub>Shortest</sub> fails to reduce output length effectively, it is plausible that the straightforward SFT with shortest responses may have compromised the model’s instruction following ability, resulting in ineffective termination

<sup>3</sup><https://github.com/huggingface/open-r1>

MODEL	METHOD	MATH-500					AIME 2024					GPQA				
		ACC↑	LEN↓	C-LEN↓	CR↑	C-CR↑	ACC↑	LEN↓	C-LEN↓	CR↑	C-CR↑	ACC↑	LEN↓	C-LEN↓	CR↑	C-CR↑
DS-7B	Origin	93.2	4039	3506	-	-	60.0	10603	7448	-	-	47.98	8021	7242	-	-
	CCoT	92.2	3388	2887	16.1%	17.7%	40.0	10976	6497	-3.5%	12.8%	47.98	7612	6914	5.1%	4.5%
	CoD	75.8	1596	1234	<b>60.5%</b>	<b>64.8%</b>	43.3	9399	6630	11.4%	11.0%	49.49	7178	6932	10.5%	4.3%
	SimPO <sub>shortest</sub>	89.8	1891	1557	53.2%	55.6%	53.3	8291	3847	21.8%	<b>48.4%</b>	50.51	6068	5401	24.4%	25.4%
	SFT <sub>shortest</sub>	91.8	2987	2408	26.0%	31.3%	50.0	12989	6227	-22.5%	16.4%	51.01	7760	6578	3.3%	9.2%
	SimPO <sub>cosine</sub>	93.2	3897	3223	3.5%	8.1%	63.3	12572	6783	-18.6%	8.9%	50.00	8230	6912	-2.6%	4.6%
	SimPO <sub>LenPenalty</sub>	89.4	1922	1612	52.4%	54.0%	63.3	7419	4478	<b>30.0%</b>	39.9%	51.01	5860	4847	<b>26.9%</b>	<b>33.1%</b>
	<b>DAST(ours)</b>	<b>93.6</b>	3309	2709	18.1%	22.8%	<b>70.0</b>	10804	7924	-1.9%	6.4%	<b>51.51</b>	7684	6480	4.2%	10.5%
DS-32B	Origin	94.4	3782	3384	-	-	73.3	10955	9124	-	-	65.15	6410	5923	-	-
	CCoT	93.2	2044	1733	46.0%	48.8%	56.7	8436	5678	23.0%	37.8%	63.13	5820	5143	9.2%	13.2%
	CoD	93.6	1941	1628	48.7%	51.9%	43.3	7288	5065	33.5%	44.5%	62.12	5107	4831	20.3%	18.4%
	SimPO <sub>shortest</sub>	89.0	1107	998	<b>70.7%</b>	<b>70.5%</b>	36.7	2580	855	<b>76.4%</b>	<b>90.6%</b>	63.13	2455	2286	61.7%	61.4%
	SFT <sub>shortest</sub>	94.6	2402	2141	36.5%	36.7%	66.7	8204	6577	25.1%	27.9%	64.65	6044	5030	5.7%	15.1%
	SimPO <sub>cosine</sub>	94.2	2325	1968	38.5%	41.8%	63.3	7379	5317	32.6%	41.7%	<b>65.15</b>	5835	4987	9.0%	15.8%
	SimPO <sub>LenPenalty</sub>	90.6	1190	1066	68.5%	68.5%	43.3	2748	2047	74.9%	77.6%	62.12	2375	2111	<b>62.9%</b>	<b>64.4%</b>
	<b>DAST(ours)</b>	<b>95.8</b>	2044	1744	46.0%	48.5%	<b>76.7</b>	7023	5409	35.9%	40.7%	<b>65.15</b>	5535	4514	13.7%	23.8%

Table 1: Evaluation results across the benchmarks.

of responses when confronted with complex tasks such as AIME 2024.

DAST and SimPO<sub>Cosine</sub> exhibit similar overall trends in balancing ACC and CR, the potential reason may be that neither method strictly prioritizes brevity but can encourage longer responses when beneficial. The superior performance of DAST over the standard cosine-based reward across benchmarks on both ACC and CR validates the effectiveness of our proposed budget-based reward function.

Despite being exclusively math-trained, DAST (DS-7B) achieves 51.51% (+3.53%) on GPQA with modest compression ratio (4.2%), demonstrating certain ability of domain generalization. On the challenging AIME 2024 benchmark, DAST (DS-7B) does not reduce the average response length (CR -1.9%). This, combined with a substantial accuracy improvement from 60.0% (Origin) to 70.0% suggests that DAST does not indiscriminately shorten reasoning paths but can adaptively allocate more reasoning steps for complex problems.

Overall, the results in Table 1 affirm that DAST effectively navigates the intricate trade-off between conciseness and reasoning performance. It generally preserves or improves the reasoning capabilities of the backbone models while achieving remarkable CoT reductions, outperforming the baselines in this combined objective. This is particularly evident with the more capable DS-32B model, where DAST achieves strong compression alongside ACC improvements across all the benchmarks.

## 4.2.2 Fine-grained Analysis

We also compared CR of DAST (DS-32B) on MATH-500 according to difficulty level. As shown in Figures 5, DAST achieved the best Level 5 accuracy with significant margin against other methods, which demonstrates that it maintains its reasoning ability under complex problems. Although SimPO<sub>Shortest</sub> shows the most significant reduction in response length, its reasoning capability notably declines when addressing complex problems.

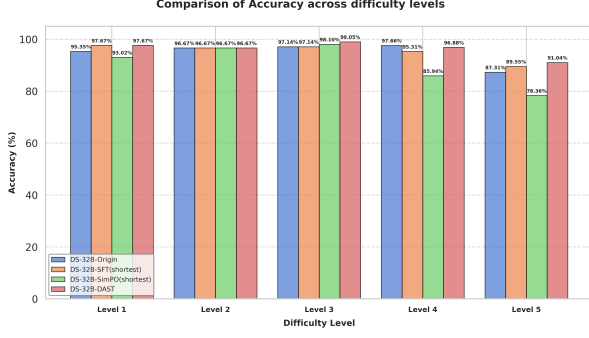
Model	L1	L2	L3	L4	L5
SimPO <sub>Shortest</sub>	72.0%	64.1%	67.6%	72.1%	72.5%
DAST	58.5%	47.7%	51.9%	46.7%	40.8%

Table 2: Comparison of compression ratio between SimPO<sub>Shortest</sub> and DAST across different levels in MATH-500 with DS-32B.

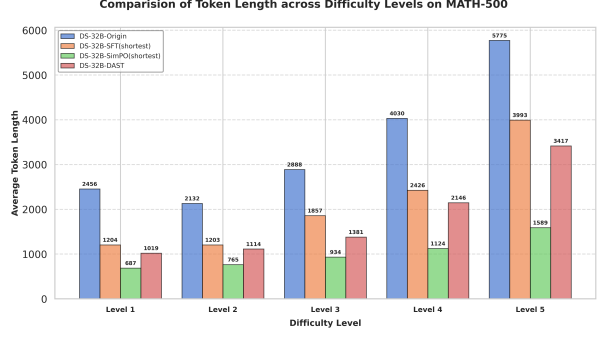
Statistical analysis of compression ration at different levels on MATH-500 in Table 2 reveals that SimPO<sub>Shortest</sub> exhibits limited differentiation in CR across different difficulty levels. In contrast, the DAST method shows discernible adaptive capabilities, achieving approximately 58.5% length reduction at Level 1 compared to the original model, while this reduction decreases to approximately 40.8% at the most challenging Level 5. This progressive performance variation validating its difficulty-adaptive nature.

## 4.2.3 Ablation Study

To reveal the individual effects of different components of our method, we tested different variants of DAST on MATH-500 with DS-7B by removing DCP or DICP. The ablation results are shown



(a) Accuracy on different levels.



(b) Token length on different levels .

Figure 5: Comparative results for different difficulty levels on MATH-500

in Table 3. We see that the DCP and DICP components exhibit specialization patterns analogous to domain-specific experts. When removing DCP while retaining DICP (w/o DCP), the framework incentivizes models to fully utilize the token budget, resulting in an accuracy improvement (+1.4% versus DS-7B). However, this comes at the cost of overly redundant answer length (+17.8% versus DS-7B). Conversely, eliminating DICP while preserving DCP (w/o DICP) drives the model to strictly adhere to budget constraints through aggressive compression, achieving optimal compression ratio (59.8%) but significantly impairing problem-solving capability (-3.2% accuracy). The optimal performance is achieved when DCP and DICP are combined, indicating that DCP and DICP are complementary to each other. We further explored integrating CICP into DAST’s training set (incorporating CICPs with the largest reward score discrepancies per question). However, as evidenced in Table 3 (bottom row), this integration yielded no significant performance gains. We will investigate the ineffectiveness of CICP in the future work.

Model	ACC	LEN	C-LEN	CR
DS-7B	93.2	4039.13	3506.64	-
DAST	93.6	3309.16	2708.63	18.0%
w/o DCP	94.6	4759.07	3996.78	-17.8%
w/o DICP	90.0	1624.60	1299.50	59.8%
+ CICP	93.2	3295.96	2573.00	18.3%

Table 3: Ablation Results on MATH-500 with DS-7B.

#### 4.2.4 Impact of Truncation Threshold

To investigate the impact of the truncation threshold  $\delta$ , we conducted grid search validation on 100 randomly selected samples from MATH-500. As shown in Figure 6, the DS-32B model achieves

peak ACC with  $\delta = 0.15$ , accompanied by a CR of 47% in generated token length. This empirical evidence guided our final selection of  $\delta = 0.15$  for DS-32B to optimize the Accuracy. For the DS-7B variant, the same hyperparameter search on the same validation set identified 0.18 as the optimal  $\delta$ .

It is noteworthy that when  $\delta = 0$ , the model’s CR becomes extremely low (even negative), primarily because the training data contains DICPs with low discriminability and excessive length, which causes reward hacking and prevents SimPO from capturing the correct direction for length optimization.

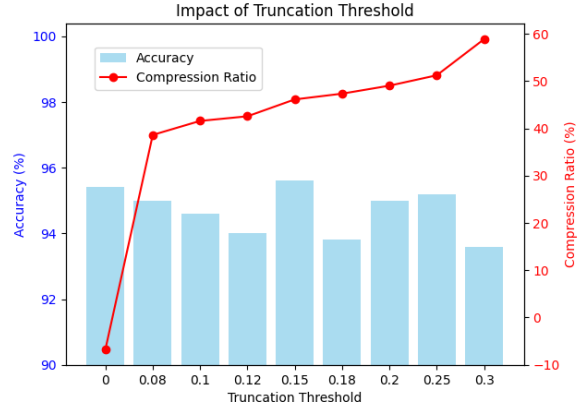


Figure 6: The impact of truncation threshold  $\delta$ .

## 5 Conclusion

This work addresses the critical efficiency-performance dilemma in slow thinking models through difficulty-aware reasoning adaptation. By establishing correlation between problem complexity and optimal solution length, the proposed DAST framework enables dynamic resource allocation for reasoning. Experimental validations across representative benchmarks confirm the effectiveness of our method.



## Limitations

While our introduced method achieves a remarkable trade-off between reasoning accuracy and response compression rate, following limitations warrant discussion:

**Domain-Specific Evaluation Scope** Our current benchmarking focuses exclusively on STEM disciplines (e.g., mathematics, physics, chemistry), leaving code generation and general domain tasks unexplored. We plan to extend the evaluation benchmarks in the future.

**Threshold Sensitivity** Our method is sensitive to the truncation threshold. Therefore, it requires some additional cost to carefully adjust the threshold.

**Off-Policy Learning Constraints** The proposed DAST framework, though computationally efficient through preconstructed training data, may inherently limit performance potential compared to online reinforcement learning approaches. We plan to explore on-policy reinforcement learning variants using our designed reward function for further improvement.

## References

- Pranjal Aggarwal and Sean Welleck. 2025. L1: Controlling how long a reasoning model thinks with reinforcement learning. *arXiv preprint arXiv:2503.04697*.
- Daman Arora and Andrea Zanette. 2025. Training language models to reason efficiently. *arXiv preprint arXiv:2502.04463*.
- Xingyu Chen, Jiahao Xu, Tian Liang, Zhiwei He, Jianhui Pang, Dian Yu, Linfeng Song, Qiuzhi Liu, Mengfei Zhou, Zhuosheng Zhang, et al. 2024. Do not think that much for  $2+3=?$  on the overthinking of o1-like llms. *arXiv preprint arXiv:2412.21187*.
- Daya Guo, Dejian Yang, Haowei Zhang, Junxiao Song, Ruoyu Zhang, Runxin Xu, Qihao Zhu, Shirong Ma, Peiyi Wang, Xiao Bi, et al. 2025. Deepseek-r1: Incentivizing reasoning capability in llms via reinforcement learning. *arXiv preprint arXiv:2501.12948*.
- Tingxu Han, Chunrong Fang, Shiyu Zhao, Shiqing Ma, Zhenyu Chen, and Zhenting Wang. 2024. Token-budget-aware llm reasoning. *arXiv preprint arXiv:2412.18547*.
- Shibo Hao, Sainbayar Sukhbaatar, DiJia Su, Xian Li, Zhiting Hu, Jason Weston, and Yuandong Tian. 2024. Training large language models to reason in a continuous latent space. *arXiv preprint arXiv:2412.06769*.
- Dan Hendrycks, Collin Burns, Saurav Kadavath, Akul Arora, Steven Basart, Eric Tang, Dawn Song, and Jacob Steinhardt. 2021. Measuring mathematical problem solving with the math dataset. In *Thirty-fifth Conference on Neural Information Processing Systems Datasets and Benchmarks Track (Round 2)*.
- Naman Jain, King Han, Alex Gu, Wen-Ding Li, Fanjia Yan, Tianjun Zhang, Sida Wang, Armando Solar-Lezama, Koushik Sen, and Ion Stoica. 2024. Live-codebench: Holistic and contamination free evaluation of large language models for code. *arXiv preprint arXiv:2403.07974*.
- Yu Kang, Xianghui Sun, Liangyu Chen, and Wei Zou. 2025. C3ot: Generating shorter chain-of-thought without compromising effectiveness. In *Proceedings of the AAAI Conference on Artificial Intelligence*, volume 39, pages 24312–24320.
- Hunter Lightman, Vineet Kosaraju, Yuri Burda, Harrison Edwards, Bowen Baker, Teddy Lee, Jan Leike, John Schulman, Ilya Sutskever, and Karl Cobbe. 2023. Let’s verify step by step. In *The Twelfth International Conference on Learning Representations*.
- Wei Liu, Weihao Zeng, Keqing He, Yong Jiang, and Junxian He. 2023. What makes good data for alignment? a comprehensive study of automatic data selection in instruction tuning. *arXiv preprint arXiv:2312.15685*.
- Yue Liu, Jiaying Wu, Yufei He, Hongcheng Gao, Hongyu Chen, Baolong Bi, Jiaheng Zhang, Zhiqi Huang, and Bryan Hooi. 2025. Efficient inference for large reasoning models: A survey. *ArXiv, abs/2503.23077*.
- Keming Lu, Hongyi Yuan, Zheng Yuan, Runji Lin, Junyang Lin, Chuanqi Tan, Chang Zhou, and Jingren Zhou. 2023. # instag: Instruction tagging for analyzing supervised fine-tuning of large language models. *arXiv preprint arXiv:2308.07074*.
- Haotian Luo, Li Shen, Haiying He, Yibo Wang, Shiwei Liu, Wei Li, Naiqiang Tan, Xiaochun Cao, and Dacheng Tao. 2025. O1-pruner: Length-harmonizing fine-tuning for o1-like reasoning pruning. *arXiv preprint arXiv:2501.12570*.
- Xinyin Ma, Guangnian Wan, Runpeng Yu, Gongfan Fang, and Xinchao Wang. 2025. Cot-valve: Length-compressible chain-of-thought tuning. *arXiv preprint arXiv:2502.09601*.
- MAA. 2024. American invitational mathematics examination - aime. In *American Invitational Mathematics Examination - AIME 2024*.
- Yu Meng, Mengzhou Xia, and Danqi Chen. 2025. Simpo: Simple preference optimization with a reference-free reward. *Advances in Neural Information Processing Systems*, 37:124198–124235.

- Niklas Muennighoff, Zitong Yang, Weijia Shi, Xiang Lisa Li, Li Fei-Fei, Hannaneh Hajishirzi, Luke Zettlemoyer, Percy Liang, Emmanuel Candès, and Tatsunori Hashimoto. 2025. s1: Simple test-time scaling. *arXiv preprint arXiv:2501.19393*.
- Tergel Munkhbat, Namgyu Ho, Seo Hyun Kim, Yongjin Yang, Yujin Kim, and Se-Young Yun. 2025. Self-training elicits concise reasoning in large language models. *arXiv preprint arXiv:2502.20122*.
- Sania Nayab, Giulio Rossolini, Giorgio Buttazzo, Nicolamaria Manes, and Fabrizio Giacomelli. 2024. Concise thoughts: Impact of output length on llm reasoning and cost. *ArXiv*, abs/2407.19825.
- OpenAI. 2024. Learning to reason with llms.
- David Rein, Betty Li Hou, Asa Cooper Stickland, Jackson Petty, Richard Yuanzhe Pang, Julien Dirani, Julian Michael, and Samuel R Bowman. 2024. Gpqa: A graduate-level google-proof q&a benchmark. In *First Conference on Language Modeling*.
- Matthew Renze and Erhan Guven. 2024. The benefits of a concise chain of thought on problem-solving in large language models. In *2024 2nd International Conference on Foundation and Large Language Models (FLLM)*, pages 476–483. IEEE.
- Zhenyi Shen, Hanqi Yan, Linhai Zhang, Zhanghao Hu, Yali Du, and Yulan He. 2025. Codi: Compressing chain-of-thought into continuous space via self-distillation. *arXiv preprint arXiv:2502.21074*.
- Yang Sui, Yu Neng Chuang, Guanchu Wang, Jiamu Zhang, Tianyi Zhang, Jiayi Yuan, Hongyi Liu, Andrew Wen, Shaochen Zhong, and Hanjie Chen. 2025. Stop overthinking: A survey on efficient reasoning for large language models. *ArXiv*.
- Hanshi Sun, Momin Haider, Ruiqi Zhang, Huitao Yang, Jiahao Qiu, Ming Yin, Mengdi Wang, Peter Bartlett, and Andrea Zanette. 2024. Fast best-of-n decoding via speculative rejection. *arXiv preprint arXiv:2410.20290*.
- Kimi Team, Angang Du, Bofei Gao, Bowei Xing, Changjiu Jiang, Cheng Chen, Cheng Li, Chenjun Xiao, Chenzhuang Du, Chonghua Liao, et al. 2025. Kimi k1. 5: Scaling reinforcement learning with llms. *arXiv preprint arXiv:2501.12599*.
- Yuxuan Tong, Xiwen Zhang, Rui Wang, Ruidong Wu, and Junxian He. 2025. Dart-math: Difficulty-aware rejection tuning for mathematical problem-solving. *Advances in Neural Information Processing Systems*, 37:7821–7846.
- Heming Xia, Yongqi Li, Chak Tou Leong, Wenjie Wang, and Wenjie Li. 2025. Tokenskip: Controllable chain-of-thought compression in llms. *arXiv preprint arXiv:2502.12067*.
- Silei Xu, Wenhao Xie, Lingxiao Zhao, and Pengcheng He. 2025. Chain of draft: Thinking faster by writing less. *arXiv preprint arXiv:2502.18600*.
- Chenxu Yang, Qingyi Si, Yongjie Duan, Zheliang Zhu, Chenyu Zhu, Zheng Lin, Li Cao, and Weiping Wang. 2025. Dynamic early exit in reasoning models. *ArXiv*.
- Edward Yeo, Yuxuan Tong, Morry Niu, Graham Neubig, and Xiang Yue. 2025. Demystifying long chain-of-thought reasoning in llms. *arXiv preprint arXiv:2502.03373*.
- Zhiyuan Zeng, Qinyuan Cheng, Zhangyue Yin, Bo Wang, Shimin Li, Yunhua Zhou, Qipeng Guo, Xuanjing Huang, and Xipeng Qiu. 2024. Scaling of search and learning: A roadmap to reproduce o1 from reinforcement learning perspective. *arXiv preprint arXiv:2412.14135*.
- Jintian Zhang, Yuqi Zhu, Mengshu Sun, Yujie Luo, Shuofei Qiao, Lun Du, Da Zheng, Huajun Chen, and Ningyu Zhang. 2025. Lightthinker: Thinking step-by-step compression. *arXiv preprint arXiv:2502.15589*.

## A Implementation Details

Model	Name	Value
DS-7B	training samples	10295
	learning rate	5e-6
	DCP %	91.26%
	DCIP %	8.74%
	epoch	1
	$L_{max}$	4096
	$\beta$	200
	$\gamma$	1
DS-32B	training samples	9813
	learning rate	5e-6
	DCP %	87.73%
	DCIP %	12.27%
	epoch	1
	$L_{max}$	4096
	$\beta$	200
	$\gamma$	1

Table 4: Training configuration of DAST.

## B Prompt Templates of CCoT and CoD

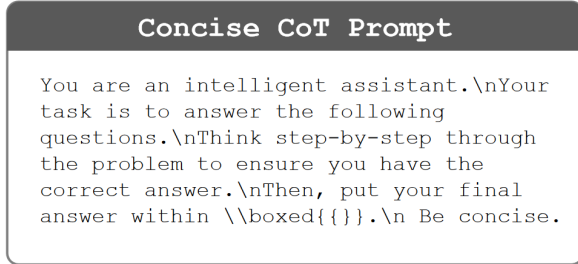


Figure 7: The prompt we used to implement CCoT method.

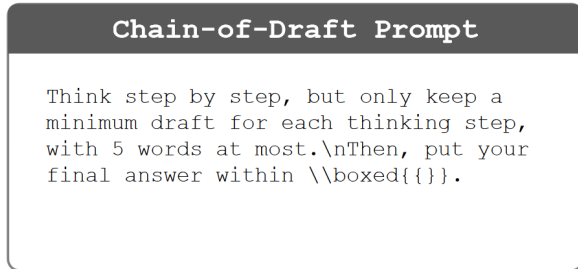


Figure 8: The prompt we used to implement CoD method.

## C Case Study

Figure 9 demonstrate a comparison of results for a simple problem from DeepSeek-R1-Distill-Qwen-32B. It can be observed that that the original outputs include extensive unnecessary and redundant

thinking processes, while the outputs after applying DAST are more concise and focused.

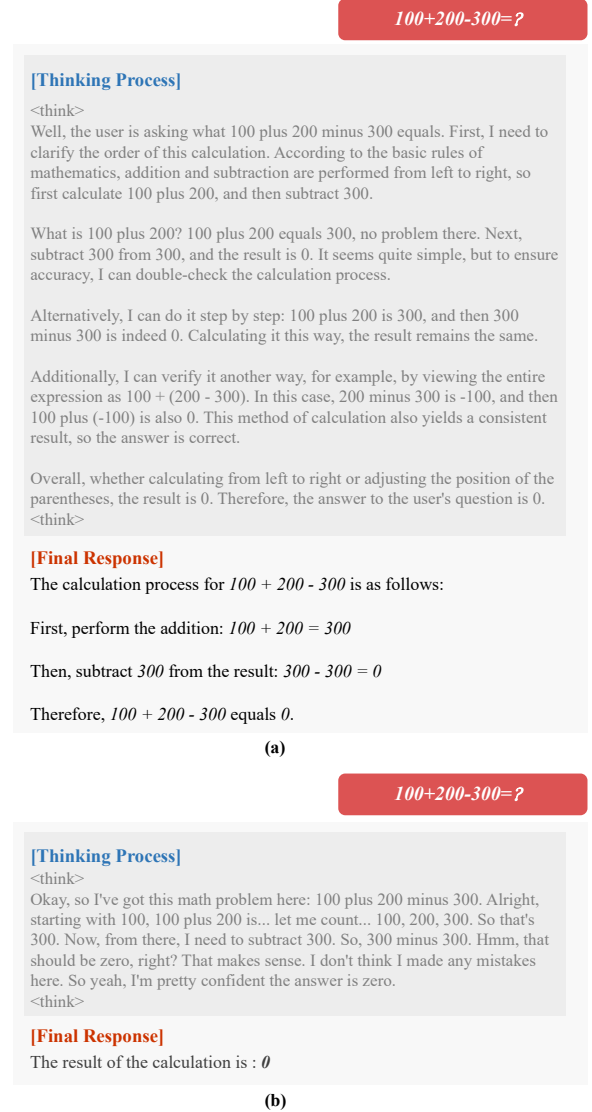


Figure 9: (a) An overthinking case from DeepSeek-R1-Distill-Qwen-32B. (b) Output from DeepSeek-R1-Distill-Qwen-32B with DAST.