

Fundamental Limits of Hierarchical Secure Aggregation with Cyclic User Association

Xiang Zhang, *Member, IEEE*, Zhou Li, *Member, IEEE*, Kai Wan, *Member, IEEE*, Hua Sun, *Member, IEEE*, Mingyue Ji, *Member, IEEE*, and Giuseppe Caire, *Fellow, IEEE*

Abstract

Secure aggregation is motivated by federated learning (FL) where a cloud server aims to compute an averaged model (i.e., weights of deep neural networks) of the locally-trained models of numerous clients, while adhering to data security requirements. Hierarchical secure aggregation (HSA) extends this concept to a three-layer hierarchical network, where clustered users communicate with the server through an intermediate layer of relays. In HSA, beyond conventional server security, relay security is also enforced to ensure that the relays remain oblivious to the users' inputs (an abstraction of the local models in FL). Existing study on HSA assumes that each user is associated with only one relay, limiting opportunities for coding across inter-cluster users to achieve efficient communication and key generation. In this paper, we consider HSA with a cyclic association pattern where each user is connected to B consecutive relays in a wrap-around manner. We propose an efficient aggregation scheme which includes a message design for the inputs inspired by gradient coding—a well-known technique for efficient communication in distributed computing—along with a highly non-trivial security key design. We also derive novel converse bounds on the minimum achievable communication and key rates using information-theoretic arguments. Specifically, we characterize the optimal rate region for $B \leq K - 1$, as a result of the matching converse and achievable scheme, which shows that to securely compute one symbol of the desired input sum, each user needs to send at least 1 symbol to the associated relays, each relay needs to send at least $1/B$ symbols to the server, each user needs to hold at least $1/B$ secret key symbols, and all users need to collectively hold at least $\max\{1, K/B - 1\}$ independent key symbols. Our results reveal a fundamental inverse trade-off between the association number B and the communication and key rates. When $B = K$, we present a scheme that achieves the optimal communication and source key rates while attaining a near-optimal individual key rate.

Part of this work was presented in the 2025 IEEE International Symposium on Information Theory, Ann Arbor, Michigan, USA.

X. Zhang and G. Caire are with the Department of Electrical Engineering and Computer Science, Technical University of Berlin, 10623 Berlin, Germany (e-mail: {xiang.zhang, caire}@tu-berlin.de).

Z. Li is with the School of Computer, Electronics and Information, Guangxi University, Nanning 530004, China (e-mail: lizhou@gxu.edu.cn).

K. Wan is with the School of Electronic Information and Communications, Huazhong University of Science and Technology, Wuhan 430074, China (e-mail: kai_wan@hust.edu.cn).

H. Sun is with the Department of Electrical Engineering, University of North Texas, Denton, TX 76207 USA (e-mail: hua.sun@unt.edu).

M. Ji is with the Department of Electrical and Computer Engineering, University of Florida, Gainesville, FL 32611, USA (e-mail: mingyueji@ufl.edu).

Index Terms

Secure aggregation, hierarchical network, federated learning, cyclic association, security

I. INTRODUCTION

A. Secure Aggregation in Federated Learning

Federated learning (FL) is a popular machine learning (ML) framework which utilizes datasets distributed across many users to train a centralized ML model such as deep neural networks [1]–[4]. It finds broad applications such as improving query suggestion accuracy in Google virtual keyboard [5], on-device speech processing for Amazon Alexa [6], and collaborative medical research [7]. Because the local datasets reside on each user’s own device and are not shared with the parameter server or other users, FL possesses enhanced security features. Taking the pioneering FedAvg algorithm [1] as an example, the training process of FL alternates between a local training phase and a global aggregation phase. In the local training phase, each user, independently, performs multiple stochastic gradient descent (SGD)-based optimization steps on its own dataset. In the global aggregation phase, the users upload their locally-trained ML models to a parameter/aggregation server which then computes an averaged model and sends it back to the users. A new round of local training will be performed by the users using the averaged model as an initialization point. The local training and the aggregation phases alternate until the global loss function converges.

Although the users’ datasets are not directly shared, FL still shows vulnerability to several types of security attacks [8]–[10]. For example, through the so-called model inversion attack [9] in an image classification task, a considerable amount of information of the users’ local datasets (i.e., images) can be inferred by the parameter server by solely observing the exchanged models. Therefore, additional security mechanisms are needed which has stimulated the study of secure aggregation (SA) in FL [11]–[13] where cryptographic techniques are used to achieve (mostly computational) security [11]–[24]. In particular, Bonawitz *et al.* [12] proposed a secure aggregation scheme which relies on pairwise random seed agreement between users to generate zero-sum keys to hide each individual user’s local model from the server. Shamir’s secret sharing [25] is also used in [12] for security key recovery in cases of user dropouts. So *et al.* [20] proposed an efficient secure aggregation protocol which reduces the quadratic communication overhead incurred by pairwise random seed agreement in [12]. Differential privacy (DP) [14]–[18] has also been investigated where small perturbation noises are added to protect the local models. A natural trade-off between model accuracy/convergence speed and protection level (i.e., the strength of noise relative to the local models) exists [14]. It should be noted that neither random seed agreement-based approaches nor DP-based approaches achieve perfect security due to Shannon’s one-time pad encryption theorem [26] which states that, in order to fully protect a message with L independent symbols (from some finite field), the security key must be uniformly distributed and contains at least L symbols.

B. Information-Theoretic Secure Aggregation

Information-theoretic secure aggregation aims to achieve perfect security through the lens of zero mutual information and has evolved into a standalone but theoretically interesting problem. In particular, the locally trained models of the users are modeled as i.i.d. random variables referred to as *inputs* and denoted as W_1, \dots, W_K (K being the total number of users). The aggregation server wishes to compute the input sum $W_1 + \dots + W_K$ under the security constraint that it should not learn anything about the input set W_1, \dots, W_K beyond the input sum, which translates to the zero mutual information condition:

$$I(\{X_k\}_{k=1}^K; \{W_k\}_{k=1}^K | W_1 + \dots + W_K) = 0 \quad (1)$$

where X_k denotes the message sent to the server by user k . Note that random seed-based security schemes, which rely on pseudorandomness, usually do not satisfy (1). Information-theoretic secure aggregation usually focus on a *two-fold* optimization of both the upload communication rate $R_X \triangleq \sum_{k=1}^K H(X_k)/H(W_1)$ and the minimum security key sizes necessary to achieve input security. The communication rate has been widely adopted as a performance metric by the FL community [11]–[24] although the latter aspect of optimizing randomness consumption in key generation has been largely circumvented in these literature due to the use of pseudorandomness or independently generated keys across the users. As already mentioned, pseudorandomness cannot achieve true security. The use of independent keys eliminates the need for coordination among users in the key generation process, but unavoidably entails higher communication overhead because the cancellation of the keys (and thus the recovery of the input sum) at the server becomes more challenging. For example, in the SwiftAgg+ algorithm of Jahani-Nezhad *et al.* [24], inter-user communication is needed on top of user-to-server communication in order to fully cancel the K independent keys of the users. In contrast, a simple one-shot summation of the X_k 's gets rid of the unknown keys at the server in [27] etc. due to the use of *correlated* security keys across the users. The use of correlated keys requires the aid of a trusted third-party entity which is responsible for generating and distributing the keys to individual users. Because the key distribution process also incurs extra communication overhead, optimizing the key sizes is also an important consideration in information-theoretic secure aggregation.

So far, information-theoretic secure aggregation has been studied under a multitude of constraints such as user dropout and collusion resilience [13], [24], [28], [29], groupwise keys [27], [30], [31], user selection [32], [33], weak security [34], [35], oblivious server [36], vector secure aggregation [37], and hierarchical secure aggregation (HSA) [38]–[41]. In particular, Zhao & Sun [13] presented an information-theoretic formulation of the secure aggregation problem in a star-shaped network with the consideration of both user dropout and server collusion. To cope with potentially delayed message upload from the users, a two-round communication protocol is used where in the first round masked inputs are uploaded and in the second round, additional masks are uploaded to cancel out the masks of the first round so that the input sum can be recovered. The optimal communication rate region, consisting of all feasible rates over the two rounds, was characterized as $(R_1 \geq 1, R_2 \geq \frac{1}{U-T})$ where U

is the minimum number of surviving users and T is the maximum number of colluding users. Secure aggregation schemes with improved key storage and distribution overhead were studied in [20], [28]. Groupwise keys were studied in [27], [30], [31] where each subset of G users shares a common security key and the keys of different subsets are independent. Groupwise keys enable the use of key agreement protocols for key generation and can eliminate the need for a trusted third-party entity. Secure aggregation with user selection was studied in [32], [33] where instead of computing the sum of inputs of all users, the server only needs to recover the sum of inputs of $U < K$ arbitrarily chosen users. For FL systems with a very large number participating clients, user selection is necessary to reduce aggregation latency and boost training speed [1]. To capture systems with heterogeneous security requirements, weak security was studied in [34] where instead of protecting all K inputs (See eq. (1)), only a selected subsets of inputs need to be protected against a selected subsets of colluding users. Secure aggregation with an oblivious server was studied in [36], where the server does not need to recover the input sum but instead acts merely as a communication facilitator, assisting each user in obtaining the input sum. In addition, vector secure aggregation [37] extends to a more general scenario where the server aims to compute several independent linear combinations of the inputs while being prevented from learning another set of linear combinations.

C. Secure Aggregation in Hierarchical Networks

To understand the fundamental impact of network topology on the communication and key efficiency of secure aggregation, hierarchical secure aggregation (HSA) [38] was studied in a three-layer network, where clustered users connect to the aggregation server through an intermediate layer of relays. In this setup, two types of security constraints are enforced. First, *server security* requires that the aggregation server learns nothing about the input set $\{W_1, \dots, W_K\}$ beyond their summation. Second, *relay security* requires that each relay remains oblivious to the inputs, i.e., they should infer absolutely nothing about the input set. Given that the server and each relay can respectively collude with at most T users, the optimal rate region, which consists of communication rates over the two network layers and the secret key rates, has been characterized. A core insight from [38] is that the mixing (i.e., summation) of the users' uploaded messages at the relays makes it harder for the server to infer the inputs which results in a smaller source key rate than in the original star network considered by Zhao & Sun [13]. HSA has also been studied in a similar network architecture but with different communication protocols and security models [40]–[42]. Specifically, these works rely on inter-relay communication and focuses solely on communication rate, which is different from [38] which requires no communication among relays and studies both communication and key rates.

One notable limitation of the network model considered in [38] is that each user is associated with *only one* relay, which may not be general in practice. This simple single-association pattern also limits the coding opportunities across relays, restricting the potential for more efficient communication and secret key reuse among the outgoing links of each user. In this paper, we study HSA with a more general cyclic user-relay association pattern, as

illustrated in Fig. 1. The system consists of K users and K relays where each user is associated with B consecutive relays in a cyclic wrap-around manner.¹ The aggregation process consists of two hops. In the first hop, each user sends a message to each of its associated relays. In the second hop, upon receiving the messages from its associated users, each relay generates and sends a message to the server. The server aims to recover the sum of inputs of all users subject to server and relay security constraints whose definitions are consistent with that of [38]. We aim to find the optimal rate region \mathcal{R}^* , which is defined as the closure of all achievable tuples $(R_X, R_Y, R_Z, R_{Z_\Sigma})$ where R_X, R_Y, R_Z and R_{Z_Σ} denotes respectively the per-user upload communication rate, per-relay upload communication rate, the individual key rate, and the source key rate (i.e., the total number of independent key symbols contained in all users' individual keys). Our major finding is that there exists a fundamental trade-off between the association number B and the communication and key rates: the larger B is, the smaller the optimal communication and key rates are. More specifically, when $B \leq K - 1$, we characterize the optimal rate region which shows that *to securely compute one symbol of the desired input sum, each user needs to send at least $R_X = 1$ symbol to the associated relays, each relay needs to send at $R_Y = 1/B$ symbols to the server, each user needs to hold at least $R_Z = 1/B$ independent key symbols, and all users need to collectively hold at least $R_{Z_\Sigma} = \max\{1, K/B - 1\}$ key symbols*. This contains an achievable scheme and a novel converse proof that matches the scheme. Compared with single-association HSA [38] whose optimal rate region is $\mathcal{R}_{\text{single}}^* = \{R_X \geq 1, R_Y \geq 1, R_Z \geq 1, R_{Z_\Sigma} \geq K - 1\}$ ², we observe the following: First, the result of [38] can be recovered from this paper by setting $B = 1$. Indeed, the single-association HSA is partly a special case of the multiple-association HSA considered in this paper. Second, it can be seen that all R_Y, R_Z and R_{Z_Σ} are reduced by B (or more than B) times. The reduction in R_Y is primarily due to the coding opportunities enabled by the distribution the symbols of the same input across multiple relays. Moreover, the reduction in R_Z is due to the *reuse* of the same individual key among the B outgoing communication links from each user. This causes no information leakage because the relays do not talk to each other (by assumption) and thus key reuse will not expose the input symbols being protected. When $B = K$, i.e., each user is associated with all relays, we present a scheme that achieves the optimal communication and source key rates, as well as a near-optimal individual key rate. Moreover, we show that the relay-to-server communication rate cannot be reduced below $R_Y \geq 1/(K - 1)$ and, using the example of $B = K = 2$, that the individual key rate cannot be reduced below $R_Z \geq 1/K$.

D. Summary of Contributions

The major contributions of this paper are summarized as follows:

¹This network architecture is widely seen in the literature such as the circular Wyner model for interference networks [43] and multi-access coded caching [44]–[46].

²This expression is derived by setting the cluster size in [38] as $V = 1$ so that the number of users is equal to the number of relays, and the collusion level as $T = 0$ since we do not consider user collusion in this paper.

- We present an information-theoretic formulation of HSA with cyclic wrap-around association with the consideration of both server and relay security. We study both the communication and key generation performance under a two-hop communication protocol. For an important regime $B \leq K - 1$, the optimal rate region is fully characterized and a fundamental trade-off between the association number B and the communication and key rates is identified.
- We propose a secure aggregation scheme which consists of a linear key generation scheme and a communication scheme for input aggregation. Given the source key, the individual keys of the users are generated as linear combinations of the source key symbols. The proposed input aggregation scheme efficiently exploits the inter-relay coding opportunities, i.e., coding across different inputs and the symbols of each input, to reduce the relay-to-server communication rate. The linear coefficients for the individual keys are then designed accordingly such that the server and relay security constraints can be satisfied.
- We present a novel entropic converse proof and derive lower bounds on the achievable communication and key rates for any $B \leq K$. In particular, we show that $R_X \geq 1, R_Y \geq \max\{1/B, 1/(K - 1)\}, R_Z \geq 1/B$ and $R_{Z_\Sigma} \geq \max\{1, K/B - 1\}$ for any $B \leq K$. When $B \leq K - 1$, the derived bounds match the achievable rates so that the optimal rate region can be established. When $B = K$, the scheme for $B = K - 1$ can be applied by letting each user send an empty message over the last outgoing link (equivalent to disabling the link) so that each user effectively connects to $K - 1$ relays. This results in the achievable rate tuple of $(R_X = 1, R_Y = 1/(K - 1), R_Z = 1/(K - 1), R_{Z_\Sigma} = 1)$. Comparing with the converse bounds, we see that despite R_Z is within a factor of at most $1 + 1/(K - 1) \leq 2$ to its optimum, the achievable rates R_X, R_Y and R_{Z_Σ} all reach their individually minimum. As an intriguing discussion, we prove the impossibility of $(R_X = 1, R_Y = 1, R_Z = 1/2, R_{Z_\Sigma} = 1)$ using the example of $B = K = 2$, which sheds light on understanding the optimal solution for general K where $B = K$.

E. Related Work

Several works [38], [40], [41] are relevant to this paper. The differences are clarified as follows. As mentioned earlier, our previous work [38] on HSA considered a different network architecture where each user is associated with only one relay, limiting the coding opportunities across relays as each input appears at only one relay. In the network model of Egger *et al.* [40], each user is connected to multiple relays and a sequential inter-relay communication is necessary for input sum recovery due an extra secret key aggregation phase following the initial masked input upload phase. The work of Lu *et al.* [41] considered a network where each user is connected to all relays. For both [40] and [41], inter-relay communication is needed in order to cancel the independently generated keys at the users. The sequential key aggregation among relays in [40] incurs extra delay for input sum recovery, while the inter-relay communication overhead is completely ignored in [41]. In contrast, our work relies on correlated key generation among users which enables one-shot input sum recovery and eliminates the need for

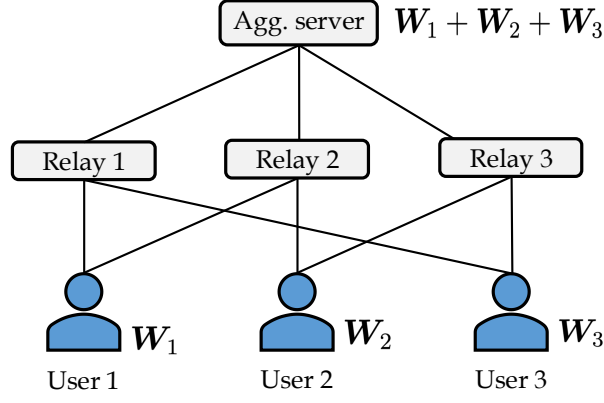


Fig. 1: HSA with cyclic wrap-around user-relay association.

a dedicated key aggregation phase or inter-relay communication.

Paper Organization. The remainder of this paper is organized as follows. The problem formulation is presented in Section II. Section III gives the main result and its implications of this paper. In Section IV, we provide an example to illustrate the basic design ideas. The general achievable schemes are presented in Section V. The converse proof is given in the following Section VI. An insightful discussion regarding the optimal scheme at $B = K$ is provided in Section VII. Finally, we conclude the paper in Section VIII with possible future work.

Notation. Throughout the paper, the following notation is used: $[m : n] \triangleq \{m, m+1, \dots, n\}$ if $m \leq n$ and $[m : n] = \emptyset$ if $m > n$. $[1 : n]$ is written as $[n]$ for brevity. Calligraphic letters (e.g., \mathcal{A}, \mathcal{B}) denote sets. $\mathcal{A} \setminus \mathcal{B} \triangleq \{x \in \mathcal{A} : x \notin \mathcal{B}\}$. Given a set of random variables X_1, \dots, X_m , denote $X_S \triangleq \{X_i\}_{i \in S}$ and $X_{1:m} \triangleq \{X_1, \dots, X_m\}$. $\mathbf{0}_{m \times n}$ denotes the m -by- n zero matrix and \mathbf{I}_m denotes the m -by- m identity matrix. For a matrix \mathbf{A} , let $\mathbf{A}_{i,:}$, $\mathbf{A}_{:,j}$ and $\mathbf{A}_{i,j}$ denote the i^{th} row, j^{th} column and the $(i, j)^{\text{th}}$ entry of \mathbf{A} respectively. Moreover, $\mathbf{A}_{i:j,:}$ denotes the submatrix consisting of the i^{th} to the j^{th} rows of \mathbf{A} , and $\mathbf{A}_{:,i:j}$ denotes the submatrix consisting of the i^{th} to the j^{th} columns of \mathbf{A} . $\text{Span}(\mathbf{A})$ and $\text{Null}(\mathbf{A})$ represent the column span and null space of \mathbf{A} respectively. Denote $[\mathbf{a}_1; \dots; \mathbf{a}_m] \triangleq [\mathbf{a}_1^T, \dots, \mathbf{a}_m^T]^T \in \mathbb{R}^{m \times n}$ as the row stack of the row vectors $\mathbf{a}_1, \dots, \mathbf{a}_m \in \mathbb{R}^{1 \times n}$. $\text{mod}(a, b)$ denotes the remainder of a divided by b .

II. PROBLEM DESCRIPTION

We study the secure aggregation problem in a three-layer hierarchical network which consists of an aggregation server, K relays and K users as shown in Fig. 1. Each user is associated with B relays in a cyclic wrap-around manner as shown in Fig. 1. This network architecture is widely seen in the information theory literature such as the circular Wyner model for interference networks [43] where each receiver is only interfered by the neighboring transmitters, and multiple-access coded caching [44]–[46] where each user has access to a number of consecutive cache memories. Let \mathcal{B}_i and \mathcal{U}_i denote respectively the set of relays that the i^{th} user connects to and the set of

users associated with the i^{th} relay. Under the cyclic association, we have

$$\mathcal{B}_i = [i : \min\{K, i + B - 1\}] \cup [1 : B - K + i - 1] \quad (2)$$

and

$$\mathcal{U}_i = [\max\{1, i - B + 1\} : i] \cup [K - B + i + 1 : K] \quad (3)$$

where $|\mathcal{B}_i| = |\mathcal{U}_i| = B, \forall i \in [K]$. Each user k possesses an input W_k (an abstraction of local gradients/models in FL) consisting of L symbols from some finite field \mathbb{F}_q . The inputs of the users are assumed to be i.i.d. uniform³, i.e.,

$$H(W_k) = L \quad (\text{in } q\text{-ary units}) \quad (4)$$

$$H(W_1, \dots, W_K) = \sum_{k=1}^K H(W_k) \quad (5)$$

To achieve security, each user is also equipped with a secret key Z_k (referred to as an *individual key*), not known to the relays and the server, which consists of L_Z symbols from \mathbb{F}_q in order to protect the input. The individual keys Z_1, \dots, Z_K can be arbitrarily correlated and are generated from a *source key* Z_Σ containing L_{Z_Σ} symbols, i.e.,

$$H(Z_1, \dots, Z_K | Z_\Sigma) = 0. \quad (6)$$

The source key represents the number of independent symbols held collectively by all the users. The individual keys are generated and distributed by a trusted third-party entity which does not leak information to the server and relays. Moreover, the keys Z_1, \dots, Z_K are independent of the inputs, i.e.,

$$H(W_{1:K}, Z_{1:K}) = \sum_{k=1}^K H(W_k) + H(Z_{1:K}). \quad (7)$$

The server wishes to compute the sum of all users' inputs $\sum_{k=1}^K W_k$ and should be prevented from learning anything about the input set $W_{1:K}$ beyond their summation. Relays should remain oblivious, that is, each relay should not infer any information about $W_{1:K}$ despite it has access to some messages uploaded by the associated users.

A two-hop communication protocol is used. In the first hop, each user $k \in [K]$ sends a message $X_{k,i}$ to every associated relay $i \in \mathcal{B}_k$. Let $L_{X,k,i}$ denote the number of symbols contained in $X_{k,i}$ and let $L_X \triangleq \sum_{i \in \mathcal{B}_k} L_{X,k,i}$ denote the total number of symbols sent by each user $k \in [K]$ ⁴. In the second hop, each relay i generates a message Y_i which contains $L_{Y,i}$ symbols based on the received messages $\{X_{k,i}\}_{k \in \mathcal{U}_i}$ from the associated users

³The uniformity assumption is only necessary for the converse proof. The proposed scheme works for arbitrary input distribution.

⁴Due to symmetry, we assume that the total number of symbols sent by each user is identical across all users.

and sends Y_i to the server. The above message generation process can be expressed as

$$H(\{X_{k,i}\}_{i \in \mathcal{B}_k} | W_k, Z_k) = 0, \forall k \in [K] \quad (8)$$

$$H(Y_i | \{X_{k,i}\}_{k \in \mathcal{U}_i}) = 0, \forall i \in [K]. \quad (9)$$

The server should be able to recover the desired input sum from the relay's messages, i.e.,

$$H\left(\sum_{k=1}^K W_k \middle| Y_{1:K}\right) = 0. \quad (10)$$

Security model. Security refers to two constraints: 1) *server security*: the server should not infer anything about the input set $W_{1:K}$ beyond the knowledge of the desired input sum $\sum_{k=1}^K W_k$, and 2) *relay security*: each relay should not infer anything about $W_{1:K}$, i.e., the relays should remain oblivious to the inputs. More specifically, server security translates to the statistical independence between the messages $Y_{1:K}$ and the inputs $W_{1:K}$, i.e.,

$$I\left(Y_{1:K}; W_{1:K} \middle| \sum_{k=1}^K W_k\right) = 0 \quad (11)$$

where the conditioning on the input sum $\sum_{k=1}^K W_k$ is due to (10). Relay security translates to the independence between the received messages by each relay and the inputs, i.e.,

$$I(\{X_{k,i}\}_{k \in \mathcal{U}_i}; W_{1:K}) = 0, \forall i \in [K] \quad (12)$$

where recall that $\mathcal{U}_i \subseteq [K]$ denotes the set of users associated with Relay i .

Performance metrics. We study both the communication and key generation aspects of the HSA problem. In particular, the user-to-relay communication rate R_X and relay-to-server communication rate R_Y respectively represent how many symbols that the messages $\{X_{k,i}\}_{i \in \mathcal{B}_k}$ sent by each user k contains, and how many symbols on average that the message Y_i sent by each relay i contains (normalized by the input size), i.e.,

$$R_X \triangleq \frac{L_X}{L} = \frac{\sum_{i \in \mathcal{B}_k} L_{X,k,i}}{L}, \quad R_Y \triangleq \frac{1}{KL} \sum_{k=1}^K L_{Y,k}. \quad (13)$$

R_X and R_Y characterize the communication efficiency of the secure aggregation scheme and smaller rates imply more efficient communication. The individual key rate R_Z and source key rate R_{Z_Σ} represent how many symbols that each individual key Z_k and the source key Z_Σ contain (normalized by the input size), i.e.,

$$R_Z \triangleq \frac{L_Z}{L}, \quad R_{Z_\Sigma} \triangleq \frac{L_{Z_\Sigma}}{L}. \quad (14)$$

R_Z and R_{Z_Σ} characterize the key generation efficiency of the secure aggregation scheme. Smaller key rates imply smaller communication overhead incurred by the key distribution process (See Remark 1 below). A rate tuple $(R_X, R_Y, R_Z, R_{Z_\Sigma})$ is said to be *achievable* if there exists a secure aggregation scheme—i.e., a specific construction

of the messages $\{X_{k,i}\}_{k \in [K], i \in \mathcal{B}_k}$, $\{Y_k\}_{k \in [K]}$, and the keys $Z_\Sigma, \{Z_k\}_{k \in [K]}$ —that satisfies the constraints in (6), (8), and (9), and that *simultaneously* achieves the communication rates R_X, R_Y and key rates R_Z, R_{Z_Σ} . Meanwhile, the scheme must ensure that the recovery constraint (10) and the security constraints (11) and (12) are all satisfied. The optimal rate region \mathcal{R}^* is defined as the closure of the set of all achievable rate tuples. In addition, given B , we also denote R_X^*, R_Y^*, R_Z^* and $R_{Z_\Sigma}^*$ as the minimum individually achievable rates in \mathcal{R}^* respectively.

Remark 1 (Key Generation and Distribution): It is assumed that the secret keys are generated and distributed by a trusted third-party entity. Therefore, the key distribution process also incurs extra communication overhead. In particular, if the trusted entity distributes the keys through individual links to each user, the (normalized) communication overhead is equal to $K R_Z$. If the keys are distributed through a broadcast channel, the communication overhead is then equal to R_{Z_Σ} . Therefore, smaller key rates directly translate to smaller overhead in the key distribution process.

III. MAIN RESULT

Theorem 1: For hierarchical secure aggregation with cyclic wrap-around association, when $B \leq K - 1$, the optimal rate region is given by

$$\mathcal{R}^* = \left\{ (R_X, R_Y, R_Z, R_{Z_\Sigma}) \left| \begin{array}{l} R_X \geq 1, \\ R_Y \geq 1/B, \\ R_Z \geq 1/B, \\ R_{Z_\Sigma} \geq \max \{1, K/B - 1\} \end{array} \right. \right\}. \quad (15)$$

When $B = K$, the rate tuple

$$\left(R_X = 1, R_Y = \frac{1}{K-1}, R_Z = \frac{1}{K-1}, R_{Z_\Sigma} = 1 \right) \quad (16)$$

is achievable. In eq. (16), the rates R_X, R_Y and R_{Z_Σ} all reach their individually minimal values except that $R_Z = 1/(K-1)$ is within a multiplicative factor of 2 to its minimum.

Proof: Theorem 1 has characterized the optimal rate region when $B \leq K - 1$. This consists of a novel key generation scheme and an input aggregation scheme presented in Section V, and a matching converse proof in Section VI. When $B = K$, i.e., each user is associated with all relays, the optimal scheme for the case of $B = K - 1$ can be applied by sending an empty message to the last relay associated with each user. This yields an achievable rate tuple $(1, 1/(K-1), 1/(K-1), 1)$ given in Theorem 1, where R_X, R_Y and R_{Z_Σ} reach their minimal values while $R_Z = 1/(K-1)$ is within a multiplicative factor of $K/(K-1) \leq 2$ to its minimum value⁵. In Section VII, we provide an insightful discussion on the infeasibility of $(1, 1/(K-1), 1/K, 1)$ when $B = K$

⁵It will shown in Section VI that $R_Z \geq 1/B, \forall B \in [K]$ so that the achievable individual key rate $1/(K-1)$ is at most twice of its minimum given that $K \geq 2$.

using the minimal example of $B = K = 2$. For general cases of $B = K$, the optimal rate region remains unsolved. The achievable rate region is illustrated in Fig. 2. ■

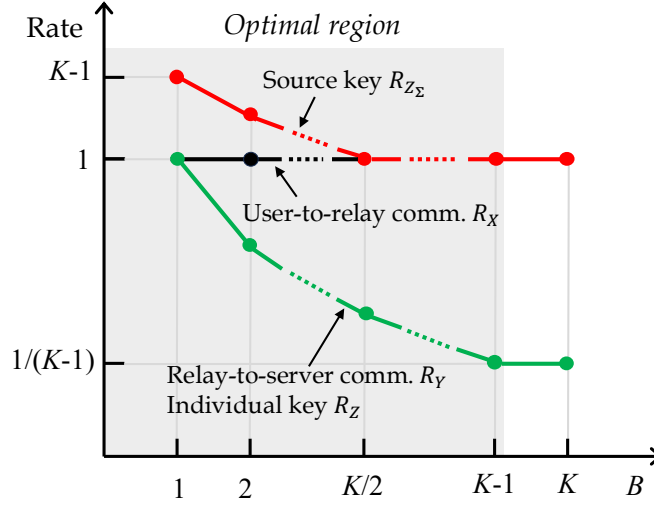


Fig. 2: Achievable region for HSA with cyclic association. The optimal rate region (the shaded part) has been characterized when $B \leq K - 1$. Note that in the proposed scheme, R_Y and R_Z have identical values so they are both marked by the green curve.

We highlight the implications of Theorem 1 as follows:

- 1) *Communication Efficiency*: When $B \leq K - 1$, the optimal communication rates are given by $R_Y^* = 1/B$ and $R_X^* = 1$ which is equivalent to an average upload rate of $1/B$ on each user-to-relay link. The per-link rates on both hops are inversely proportional to B , revealing a fundamental trade-off between communication efficiency and the association number B . Therefore, Theorem 1 suggests that for federated learning systems with limited link capacity, the overall aggregation delay can be reduced by establishing parallel connection to a larger number of relays.
- 2) *Key Efficiency*: Theorem 1 also suggests that when $B \leq K - 1$, the optimal individual key rate $R_Z^* = 1/B$ is inversely proportional to B . The optimal source key rate $R_{Z_\Sigma}^* = \max\{1, K/B - 1\}$ scales inversely with B and is lower bounded by 1. It can be seen that the optimal key rates decrease as B increases. This is because distributing communication over multiple relays creates an opportunity for key reuse across the B outgoing messages sent by each user. Because the relays do not talk to each other, key reuse does not leak information about the input symbols contained in these messages. It is then only necessary to ensure that the different input symbols sent by different users to the same relay are each protected by an independent key. Therefore, a larger B not only reduces communication rates, but also reduces the key rates, making the key distribution process more efficient.
- 3) *Impact of Multiple Association*: HSA has been previously studied in the single-association setting [38] where each user is associated with one relay. Fixing the total number of users to K (i.e., each cluster contains

only one user), the optimal rates were given by $\tilde{R}_X^* = \tilde{R}_Y^* = \tilde{R}_Z^* = 1$ and $\tilde{R}_{Z_\Sigma}^* = K - 1$, which can be recovered by choosing $B = 1$ in eq. (15). Therefore, our work can be viewed as an extension of [38]. Theorem 1 reveals a twofold trade-off between communication, key efficiency, and the association number B . In particular, suppose each user can maintain association with an α portion of the relays (i.e., $B = \alpha K$), then the communication overhead incurred by the key distribution process is at most $\max\{KR_Z^*, R_{Z_\Sigma}^*\} = 1/\alpha$ which does not scale with K . In contrast, the scheme of [38] has an linear overhead of $\max\{\tilde{R}_{Z_\Sigma}^*, K\tilde{R}_Z^*\} = K$ which becomes impractical for systems with a large number of users.

- 4) *Connection to Gradient Coding [47]*: A similar trade-off to $R_Y^* = 1/B$ was previously identified in gradient coding (GC) [48] by Ye and Abbe [47], albeit *without* the security requirements. The connection of Theorem 1 to [47] is illustrated as follows. In GC, a user wishes to retrieve the sum of the gradients on N datasets which are stored distributedly across N computing nodes. Each node can store up to $d \leq N$ datasets and thus can compute d distinct gradients. GC aims to design the dataset placement and the retrieval scheme so that the download communication rate R_{GC} can be minimized. Under the cyclic data placement where each computing node stores d consecutive datasets in a wrap-around manner, Ye and Abbe identified the optimal rate as $R_{GC}^* = 1/d, \forall d \in [N]$. Setting $N = K, d = B$ and replacing the datasets in GC with the inputs in HSA, the user in GC with the server in HSA, the computing nodes in GC with the relays in HSA, and the dataset placement in GC with user uploads to the relays in HSA, an equivalence between GC and HSA in terms of optimizing R_Y can be established. Our contribution lies in showing that with the incorporation of security, this optimal inverse trade-off $1/B$ can be preserved except that when $B = K$, R_Y cannot be reduced below $1/(K - 1)$ due to security.

IV. EXAMPLES

We first provide an example to highlight the ideas behind the proposed design. The general scheme is presented in Section V.

Example 1: Consider $K = 3$ users and relays where each user is connected to $B = 2$ relays as shown in Fig. 1. Suppose each input consists of $L = 2$ symbols in \mathbb{F}_3 , i.e., $W_k = (W_k^{(1)}, W_k^{(2)}), k \in [3]$. Let the source key be $Z_\Sigma = (N_1, N_2)$ where $N_1, N_2 \in \mathbb{F}_3$ are two i.i.d. uniform random variables. The individual keys of the users are chosen as

$$Z_1 = N_1, Z_2 = N_2, Z_3 = N_1 + N_2. \quad (17)$$

As a result, the key rates are $R_{Z_\Sigma} = 1, R_Z = 1/2$. The user-to-relay messages are given by

$$\text{User 1: } \begin{cases} X_{1,1} = -2W_1^{(1)} - Z_1, \\ X_{1,2} = -(W_1^{(1)} + W_1^{(2)}) + Z_1. \end{cases} \quad (18)$$

$$\text{User 2: } \begin{cases} X_{2,2} = W_2^{(1)} - W_2^{(2)} + 2Z_2, \\ X_{2,3} = 2W_2^{(1)} + Z_2. \end{cases} \quad (19)$$

$$\text{User 3: } \begin{cases} X_{3,3} = W_3^{(1)} + W_3^{(2)} + Z_3, \\ X_{3,1} = W_3^{(2)} - W_3^{(1)} + 2Z_3. \end{cases} \quad (20)$$

It can be seen that each individual key Z_k is reused by the two messages $\{X_{k,i}\}_{i \in \mathcal{B}_k}$ sent by each user $k \in [3]$. Each relay then sends a message to the server which is a sum of the received messages from the users, i.e., $Y_1 = X_{1,1} + X_{3,1}$, $Y_2 = X_{1,2} + X_{2,2}$ and $Y_3 = X_{2,3} + X_{3,3}$. In particular,

$$\begin{aligned} Y_1 &= -2W_1^{(1)} + W_3^{(2)} - W_3^{(1)} + N_1 + 2N_2, \\ Y_2 &= -(W_1^{(1)} + W_1^{(2)}) + W_2^{(1)} - W_2^{(2)} + N_1 + 2N_2, \\ Y_3 &= 2W_2^{(1)} + W_3^{(1)} + W_3^{(2)} + N_1 + 2N_2. \end{aligned} \quad (21)$$

Since each of the above messages contains one symbol, the achieved rates are $R_X = 1, R_Y = 1/2$.

Input sum recovery. To recover the input sum, the server computes $(Y_3 - Y_1)/2$ to obtain $W_1^{(1)} + W_2^{(1)} + W_3^{(1)}$, i.e., sum of the first symbol of all inputs, and $(Y_1 - 2Y_2 + Y_3)/2$ to obtain $W_1^{(2)} + W_2^{(2)} + W_3^{(2)}$. Then $W_1 + W_2 + W_3$ can be recovered by concatenation.

Proof of relay security. From (18), we note that each of the two messages received by any relay is protected by an independent key variable. For example, for Relay 1, $X_{1,1}$ is protected by $-N_1$ and $X_{3,1}$ is protected by $2(N_1 + N_2)$. Because $-N_1$ is independent of $2(N_1 + N_2)$, none of them can be eliminated and therefore Relay 1 infers nothing about the input symbols $W_1^{(1)}$ and $W_3^{(2)} - W_3^{(1)}$ contained in $X_{1,1}$ and $X_{3,1}$ respectively. More formally, relay security can be proved as follows:

$$\begin{aligned} I(X_{1,1}, X_{3,1}; W_1, W_2, W_3) \\ = H(X_{1,1}, X_{3,1}) - H(X_{1,1}, X_{3,1} | W_1, W_2, W_3) \end{aligned} \quad (22a)$$

$$\begin{aligned} = H(-2W_1^{(1)} - N_1, W_3^{(2)} - W_3^{(1)} + 2(N_1 + N_2)) \\ - H(-N_1, 2(N_1 + N_2) | W_1, W_2, W_3) \end{aligned} \quad (22b)$$

$$\leq 2 - H(-N_1, 2(N_1 + N_2)) \quad (22c)$$

$$= 2 - H(N_1, N_2) \quad (22d)$$

$$= 0 \quad (22e)$$

where (22c) is due to the fact that the uniform distribution maximizes the joint entropy and the independence of the inputs from the keys. (22e) is due to the uniformity of the key variables. Since mutual information is non-negative, we have $I(X_{1,1}, X_{3,1}; W_1, W_2, W_3) = 0$, proving relay security (12). The proof is similar for other relays.

Proof of server security. Intuitively, server security is guaranteed because each relay-to-server message is protected by a key variable and *any key-canceling linear combination*⁶ of Y_1, Y_2 and Y_3 reveals *nothing beyond the desired input sum*. More specifically, by (21), any key-canceling vector must be in the form of $\ell = (\ell_1, \ell_2, -(\ell_1 + \ell_2))$ where $\ell_1, \ell_2 \in \mathbb{F}_3$. We have $\sum_{k=1}^3 \ell_i Y_i = -(2\ell_1 + \ell_2) \sum_k W_k^{(1)} - \ell_2 \sum_k W_k^{(2)}$ which is a function of $W_1 + W_2 + W_3$. Therefore, the server learns nothing beyond what it is supposed to know and server security is achieved. Rigorously, we have

$$\begin{aligned} I(Y_1, Y_2, Y_3; W_1, W_2, W_3 | W_1 + W_2 + W_3) \\ = H(Y_1, Y_2, Y_3 | W_1 + W_2 + W_3) \\ - H(Y_1, Y_2, Y_3 | W_1, W_2, W_3) \end{aligned} \quad (23a)$$

$$\begin{aligned} = H(Y_1, Y_2, Y_3 | W_1 + W_2 + W_3) \\ - H(N_1 + 2N_2 | W_1, W_2, W_3) \end{aligned} \quad (23b)$$

$$= H(Y_1, Y_2, Y_3 | W_1 + W_2 + W_3) - H(N_1 + 2N_2) \quad (23c)$$

$$= H(Y_1, Y_2, Y_3 | W_1 + W_2 + W_3) - 1 \quad (23d)$$

$$\begin{aligned} = H(Y_1 | W_1 + W_2 + W_3) \\ + \underbrace{H(Y_2, Y_3 | W_1 + W_2 + W_3, Y_1)}_{=0} - 1 \end{aligned} \quad (23e)$$

$$\leq H(Y_1) - 1 \leq 0 \quad (23f)$$

where (23c) is due to the independence of the inputs and the key variables; (23e) is because Y_2, Y_3 can be recovered from $W_1 + W_2 + W_3$ and Y_1 given the message design in (21). In particular, $Y_2 = Y_1 + \sum_k W_k^{(2)} - \sum_k W_k^{(1)}$, $Y_3 = Y_1 + 2 \sum_k W_k^{(1)}$; (23f) is because Y_1 contains one symbol and uniform distribution maximizes the entropy. As a result, relay security is proved.

Converse. A set of lower bounds $R_X \geq 1, R_Y \geq 1/2, R_Z \geq 1/2$, and $R_{Z\Sigma} \geq 1$ can also be derived (See Example 3 in Section VI-C). Because these lower bounds coincide with the achievable rates, the optimality of the above example is thereby established. The derivation of the converse bounds, which involves several technical lemmas and intermediate steps, is deferred to the converse section. \diamond

V. GENERAL SCHEME

The general scheme consists two parts: a message generation scheme and a key generation scheme, both of which are linear. We first focus on the case of $B \leq K - 1$ to illustrate the design process. Then we look at the special

⁶A key-canceling linear combination (ℓ_1, ℓ_2, ℓ_3) is one for which the linear expression $\ell_1 Y_1 + \ell_2 Y_2 + \ell_3 Y_3$ results in complete elimination of the key variables, leaving only the underlying message content.

case of $B = K$ where each user is connected to all relays. This ubiquitous connection makes it more challenging to achieve security and requires higher communication and individual key rates than $1/B$ as for $B \leq K - 1$.

A. Scheme for $B \leq K - 1$

Suppose each input contains $L = B$ symbols from some finite field \mathbb{F}_q ⁷, i.e., $W_k = (W_k^{(1)}, \dots, W_k^{(B)})$. Let the source key be $Z_\Sigma = (N_1, \dots, N_{L_{Z_\Sigma}^*})$ where $N_1, \dots, N_{L_{Z_\Sigma}^*}$ are $L_{Z_\Sigma}^* \triangleq \max\{B, K - B\}$ i.i.d. uniform random variables from \mathbb{F}_q . The individual keys are generated through a linear map

$$(Z_1, \dots, Z_K)^T = \mathbf{H} Z_\Sigma^T \quad (24)$$

where $\mathbf{H} \in \mathbb{F}_q^{K \times L_{Z_\Sigma}^*}$ is the encoding matrix referred to as *individual key generation matrix*. Denoting \mathbf{h}_k as the k^{th} row of \mathbf{H} , we have $Z_k = \mathbf{h}_k Z_\Sigma^T \in \mathbb{F}_q$. It can be seen that $R_Z = 1/B$, $R_{Z_\Sigma} = \max\{1, K/B - 1\}$. The user-to-relay messages are chosen as

$$X_{k,i} = \sum_{j=1}^B \alpha_{k,i}^{(j)} W_k^{(j)} + \lambda_{k,i} Z_k, \quad \forall k \in [K], i \in \mathcal{B}_k \quad (25)$$

where $\alpha_{k,i}^{(j)}$ and $\lambda_{k,i}$ represent the linear coefficients for the input and key symbols respectively. The relay-to-server message are chosen as

$$Y_i = \sum_{k \in \mathcal{U}_i} X_{k,i}, \quad \forall i \in [K] \quad (26)$$

Hence, $R_X = 1$, $R_Y = 1/B$.

Key generation refers to the design of the encoding matrix \mathbf{H} in (24). Message generation refers to the design of the linear coefficients $\{\alpha_{k,i}^{(j)}\}_{k \in [K], i \in \mathcal{B}_k, j \in [B]}$ and $\{\lambda_{k,i}\}_{k \in [K], i \in \mathcal{B}_k}$ for the input and individual key symbols in (25). We aim to *jointly* design the keys and the messages so that the input sum $\sum_{k=1}^K W_k$ can be correctly recovered by the server, subject to the security constraints (11) and (12). Specifically, suppose the server applies a linear transform

$$\mathbf{R} \triangleq [\mathbf{r}_1, \dots, \mathbf{r}_B] \in \mathbb{F}_q^{K \times B} \quad (27)$$

to the relay-to-server messages to recover the input sum, i.e., $\sum_{k=1}^K W_k = (Y_1, \dots, Y_K) \mathbf{R}$ where $\mathbf{r}_i \in \mathbb{F}_q^K$ recovers the sum of the i^{th} symbol of the inputs, i.e., $\sum_{k=1}^K W_k^{(i)} = (Y_1, \dots, Y_K) \mathbf{r}_i, i \in [K]$. The following two tasks need to be fulfilled:

Task 1: Input sum recovery. The coefficients $\{\alpha_{k,i}^{(j)}\}_{k \in [K], i \in \mathcal{B}_k, j \in [B]}$ should be chosen such that the input sum $\sum_{k=1}^K W_k = (\sum_{k=1}^K W_k^{(i)})_{i=1}^B$ can be decoded under \mathbf{R} , i.e.,

$$\sum_{k=1}^K W_k = (Y_1, \dots, Y_K) \mathbf{R}. \quad (28)$$

⁷The field size q is assumed to be sufficiently large so that any relevant rank properties of matrices hold.

Task 2: Key generation. The individual key generation matrix \mathbf{H} in (24) and the coefficients $\{\lambda_{k,i}\}_{k \in [K], i \in \mathcal{B}_k}$ should be chosen such that the keys in (25) cancel out under \mathbf{R} during aggregation, which is a necessary condition for correct recovery of the input sum. In particular, plugging (25) into (26), we have

$$Y_i = \underbrace{\sum_{k \in \mathcal{U}_i} \sum_{j=1}^B \alpha_{k,i}^{(j)} W_k^{(j)}}_{\triangleq W_i^Y} + \underbrace{\sum_{k \in \mathcal{U}_i} \lambda_{k,i} \mathbf{h}_k Z_\Sigma^T}_{\triangleq Z_i^Y}, \quad i \in [K] \quad (29)$$

where W_i^Y and Z_i^Y denote respectively the input and key component in Y_i .

For Task 1, we design the coefficients drawing inspiration from the communication-efficient gradient coding (GC) scheme by Ye & Abbe [47]. Without the security constraints, we observe that there exists an equivalence in terms of input sum recovery between the no-straggler GC with storage capacity B and the considered HSA problem with association number B . More specifically, the i^{th} relay can be viewed as a computing node/worker in GC which stores B datasets $\{W_k\}_{k \in \mathcal{U}_i}$. Therefore, minimizing the relay-to-server communication rate R_Y is the same as minimizing the communication rate in GC.

Our major contribution of our work lies in the design of \mathbf{H} and the coefficients $\{\lambda_{k,i}\}_{k \in [K], i \in \mathcal{B}_k}$ in Task 2, which ensures both cancellation of the keys during aggregation for input sum recovery, and the server and relay security. Specifically, given the optimal source key Z_Σ which consists of $L_{Z_\Sigma}^* = \max\{B, K - B\}$ i.i.d. symbols, we choose \mathbf{H} as an $(K, \max\{B, K - B\})$ -Maximal Distance Separable (MDS) matrix so that any subset of $L_{Z_\Sigma}^*$ individual keys are mutually independent. $L_{Z_\Sigma}^* \geq B$ ensures that each of the B user-to-relay messages received by any relay is protected by an independent individual key, so that the relay infers nothing about the input symbols encoded in these messages (relay security). When $B \leq K/2$, besides relay security, $L_{Z_\Sigma}^* = K - B \geq B$ independent source key symbols are needed to ensure server security. That is, to recover the $L = B$ symbols of the input sum while not leaking anything else to the server, at least $\sum_{k=1}^K H(Y_k) - H(\sum_{k=1}^K W_k) = K - B$ independent key symbols are needed. We propose two specific constructions of the keys and coefficients depending on whether $B \geq K/2$.

A detailed description of the message and key designs is presented in the following two subsections.

1) Input Coefficient Design for Task 1: We follow the design of Ye & Abbe [47]. Security is achieved through the proposed security key design in the following section. In particular, let $\theta_1, \dots, \theta_K$ be K distinct numbers from \mathbb{F}_q . We define a polynomial $p_k(x)$ of degree $K - B$, as an indicator of the user-relay association, as follows:

$$p_k(x) \triangleq \prod_{i \in [K] \setminus \mathcal{B}_k} (x - \theta_i) \quad (30)$$

where each θ_i is associated with relay i , and each p_k is associated with input W_k (or user k). Note that $p_k(\theta_j) \neq 0$ if $j \in \mathcal{B}_k$, meaning relay j has access to input W_k (i.e., user k is associated with relay j); $p_k(\theta_j) = 0$ if $j \in [K] \setminus \mathcal{B}_k$, meaning relay j does not have access to W_k (i.e., user k is not associated with relay j). By (30), we can see that each relay i has access to the inputs $\{W_k\}_{k \in \mathcal{U}_i}$, or equivalently, each input W_k is accessible by relays in \mathcal{B}_k .

Based on $p_k(x)$, we further generate B polynomials $p_k^{(1)}(x), \dots, p_k^{(B)}(x)$ recursively:

$$\begin{aligned} p_k^{(1)}(x) &= p_k(x), \\ p_k^{(b)}(x) &= x p_k^{(b-1)}(x) - p_{k, K-B-1}^{(b-1)} p_k^{(1)}(x), b \in [2 : B] \end{aligned} \quad (31)$$

where $\{p_{k,j}^{(b)}\}_{j=0}^{K-1}$ denote the coefficients of $p_k^{(b)}(x)$ if we write $p_k^{(b)}(x) = \sum_{j=0}^{K-1} p_{k,j}^{(b)} x^j$. It can be seen that $p_k(x)$ divides every $p_k^{(b)}(x)$, $b \in [B]$ so that the association indicator property of $p_k(x)$ is still preserved in the generated polynomials, i.e., $p_k^{(b)}(\theta_j) \neq 0$ if $j \in \mathcal{B}_k$ and $p_k^{(b)}(\theta_j) = 0$ if $j \in [K] \setminus \mathcal{B}_k$ for all $b \in [B]$. $p_k^{(b)}(x)$ has a degree of $K - B + b - 1$ and its leading coefficient is 1, i.e.,

$$\begin{aligned} p_{k, K-B+b-1}^{(b)} &= 1, \forall b \in [B] \\ p_{k, K-B+b-1+l}^{(b)} &= 0, \forall l \in [B-b] \end{aligned} \quad (32)$$

It can also be easily verified that $\forall b \in [B]$,

$$p_{k, K-B+b-1-l}^{(b)} = 0, \forall l \in [1 : b-1] \quad (33)$$

We then define a matrix $\mathbf{B} \in \mathbb{F}_q^{BK \times K}$ whose entries are the coefficients of the polynomials $\{p_k^{(b)}(x)\}_{k \in [K], b \in [B]}$, i.e.,

$$\mathbf{B}_{(i-1)B+b,j} = p_{i,j-1}^{(b)}, \forall i \in [K], b \in [B], j \in [K] \quad (34)$$

It can be verified that the last B columns of \mathbf{B} is equal to

$$\mathbf{B}_{:, (K-B+1):K} = [\mathbf{I}_B; \mathbf{I}_B; \dots; \mathbf{I}_B] \quad (35)$$

Denote $\mathbf{w} \triangleq (W_1^{(1)}, \dots, W_1^{(B)}, \dots, W_K^{(1)}, \dots, W_K^{(B)}) \in \mathbb{F}_q^{1 \times BK}$ as the concatenation of all the input symbols. The input component of Y_i (See (29)) is then given by

$$W_i^Y = \mathbf{w} \mathbf{B} (1, \theta_i, \dots, \theta_i^{K-1})^T, i \in [K] \quad (36)$$

Note that W_i^Y depends only on the inputs of Relay i 's associated users. To see this, we can write

$$\mathbf{B} (1, x, \dots, x^{K-1})^T = [p_1^{(1)}(x), \dots, p_1^{(B)}(x), \dots, p_K^{(1)}(x), \dots, p_K^{(B)}(x)]^T$$

so that $\mathbf{B} \boldsymbol{\theta}_i = [p_1^{(1)}(\theta_i), \dots, p_1^{(B)}(\theta_i), \dots, p_K^{(1)}(\theta_i), \dots, p_K^{(B)}(\theta_i)]^T$. Due to the specific construction of the recursive polynomials (See (30) and (31)), only the entries $\{p_k^{(b)}(\theta_i)\}_{k \in \mathcal{U}_i, b \in [B]}$ in $\mathbf{B} \boldsymbol{\theta}_i$ are nonzero while all others are zero. This means $W_i^Y = \mathbf{w} \mathbf{B} \boldsymbol{\theta}_i$ depends only on $\{W_k\}_{k \in \mathcal{U}_i}$. As a result, the input symbol coefficients

$\{\alpha_{k,i}^{(j)}\}_{k \in [K], i \in \mathcal{B}_k, j \in [B]}$ in (29) can be correspondingly determined. Denote $\boldsymbol{\theta}_k \triangleq (1, \theta_k, \dots, \theta_k^{K-1})^T, k \in [K]$ and

$$\boldsymbol{\Theta} \triangleq [\boldsymbol{\theta}_1, \dots, \boldsymbol{\theta}_K], \quad (37)$$

then the input components of the relay-to-server messages can be written as

$$(W_1^Y, \dots, W_K^Y) = \mathbf{w} \mathbf{B} \boldsymbol{\Theta}. \quad (38)$$

According to [47], the decoding process of the input sum is as follows. Let the column vectors $\mathbf{e}_1, \dots, \mathbf{e}_K$ be the standard basis of \mathbb{F}_q^K , i.e., all the coordinates of \mathbf{e}_i are 0 except the i^{th} coordinate which is 1. By (35), we have

$$\mathbf{w} \mathbf{B} \mathbf{e}_{K-B+i} = \sum_{k=1}^K W_k^{(i)}, \quad i \in [B] \quad (39)$$

Because $\boldsymbol{\Theta}$ is invertible (since it is a Vandermonde matrix with distinct elements), the server can calculate every $\mathbf{w} \mathbf{B} \mathbf{e}_{K-B+i}$ by applying a linear transform

$$\mathbf{r}_i = \boldsymbol{\Theta}^{-1} \mathbf{e}_{K-B+i} \in \mathbb{F}_q^K \quad (40)$$

to the messages Y_1, \dots, Y_K . In particular,

$$((Y_1, \dots, Y_K) \mathbf{r}_i)_{i=1}^B = ((Y_1, \dots, Y_K) \boldsymbol{\Theta}^{-1} \mathbf{e}_{K-B+i})_{i=1}^B \quad (41a)$$

$$\stackrel{(29)}{=} ((W_1^Y, \dots, W_K^Y) \boldsymbol{\Theta}^{-1} \mathbf{e}_{K-B+i})_{i=1}^B + ((Z_1^Y, \dots, Z_K^Y) \boldsymbol{\Theta}^{-1} \mathbf{e}_{K-B+i})_{i=1}^B \quad (41b)$$

$$\stackrel{(39), (40)}{=} (\mathbf{w} \mathbf{B} \mathbf{e}_{K-B+i})_{i=1}^B \quad (41c)$$

$$= \left(\sum_{k=1}^K W_k^{(i)} \right)_{i=1}^B = \sum_{k=1}^K W_k. \quad (41d)$$

Note that the above decoding process requires the *perfect cancellation of the key components* $\{Z_i^Y\}_{i \in [K]}$ in (41b) under the linear transforms $\mathbf{r}_1, \dots, \mathbf{r}_B$, i.e.,

$$(Z_1^Y, \dots, Z_K^Y) \mathbf{r}_i = 0, \quad \forall i \in [B] \quad (42)$$

which can be written more compactly as

$$(Z_1^Y, \dots, Z_K^Y) \mathbf{R} = \mathbf{0}_{1 \times B} \quad (43)$$

where $\mathbf{R} \triangleq [\mathbf{r}_1, \dots, \mathbf{r}_B] \in \mathbb{F}_q^{K \times B}$ denotes the *recovery matrix* for the input sum.

2) *Individual Key and Coefficient Design for Task 2*: From the analysis in the previous section, to correctly recover the input sum, the individual keys Z_1, \dots, Z_K and the coefficients in $\{\lambda_{k,i}\}_{k \in [K], i \in \mathcal{B}_k}$ in (25) must be carefully chosen such that the following two conditions are satisfied:

Condition 1: The key symbols must cancel out during aggregation as implied by (43).

Condition 2: The security constraints (11) and (12) must be satisfied.

Regarding Condition 1, by (29), we have $Z_i^Y = \sum_{k \in \mathcal{U}_i} \lambda_{k,i} \mathbf{h}_k Z_\Sigma^T$ (Recall that $\lambda_{k,i}$ denotes the coefficient for Z_k in the message that user k sends to relay i) and

$$(Z_1^Y, \dots, Z_K^Y)^T = \mathbf{\Lambda}^T \mathbf{H} Z_\Sigma^T \quad (44)$$

where

$$\mathbf{\Lambda} \triangleq \begin{bmatrix} \lambda_{1,1} & \lambda_{1,2} & \cdots & \lambda_{1,B} & 0 & 0 & \cdots & 0 & 0 \\ 0 & \lambda_{2,2} & \lambda_{2,3} & \cdots & \lambda_{2,B+1} & 0 & \cdots & 0 & 0 \\ \vdots & \vdots & \vdots & \ddots & \vdots & \vdots & & \vdots & \vdots \\ \lambda_{K,1} & \lambda_{K,2} & \cdots & \lambda_{K,B-1} & 0 & 0 & \cdots & 0 & \lambda_{K,K} \end{bmatrix} \in \mathbb{F}_q^{K \times K} \quad (45)$$

denotes the *key coefficient matrix*. Therefore, (43) can be written as

$$Z_\Sigma \mathbf{H}^T \mathbf{\Lambda} \mathbf{R} = \mathbf{0}_{1 \times B} \quad (46)$$

Since the source key $Z_\Sigma = (N_1, \dots, N_{L_{Z_\Sigma}^*})$ consists of i.i.d. uniform random variables from \mathbb{F}_q , and (46) holds true for every possible realization of Z_Σ , it must follow that

$$\mathbf{H}^T \mathbf{\Lambda} \mathbf{R} = \mathbf{0}_{L_{Z_\Sigma}^* \times B}, \quad (47)$$

Our goal is to design the individual key generation matrix \mathbf{H} and the key coefficient matrix $\mathbf{\Lambda}$ such that the columns of \mathbf{R} span the *entire* null space of $\mathbf{H}^T \mathbf{\Lambda}$. This requirement ensures that the keys can be canceled *if and only if* the decoding vector lies in $\text{Span}(\mathbf{R})$. Consequently, no vector $\mathbf{r} \notin \text{Span}(\mathbf{R})$ can satisfy $\mathbf{H}^T \mathbf{\Lambda} \mathbf{r} = \mathbf{0}_{L_{Z_\Sigma}^* \times 1}$, implying that any unintended linear combination (beyond the desired input sum) of the input symbols will necessarily be entangled with the keys, thereby remaining protected from the server. Equivalently, (47) can be written as

$$\mathbf{R}^T \mathbf{\Lambda}^T \mathbf{H} = \mathbf{0}_{B \times L_{Z_\Sigma}^*}. \quad (48)$$

Since $\mathbf{\Lambda}^T \mathbf{H}$ has $L_{Z_\Sigma}^* = \max\{B, K - B\}$ columns—which is at least as large as $K - B$, the dimension of the null space of \mathbf{R}^T —it is possible to select $\mathbf{\Lambda}$ and \mathbf{H} such that the columns of $\mathbf{\Lambda}^T \mathbf{H}$ expand the entire null space of \mathbf{R}^T .

Regarding Condition 2, an intuitive proof of security is provided as follows. A rigorous proof is presented at the end of this section.

- i) Relay security: Relay security is achieved by ensuring the key symbols $\{Z_k\}_{k \in \mathcal{U}_i}$ embedded in the messages received by each relay i are mutually independent. This guarantees that each input symbol in the messages $\{X_{k,i}\}_{k \in \mathcal{U}_i}$ is protected by an independent key symbol, thereby preventing the relay from inferring any information about the original inputs $W_{1:K}$. Note that each $\lambda_{k,i}$ in $\mathbf{\Lambda}$ must be nonzero; otherwise, the input

symbols contained in $X_{k,i}$ would be exposed to relay i , violating the relay security constraint. Choosing \mathbf{H} as a $(K, L_{Z_\Sigma}^*)$ -MDS generator matrix ensures any subset of $L_{Z_\Sigma}^* \geq B$ individual keys are mutually independent and is thus sufficient for relay security.

- ii) Server security: Server security is guaranteed by the fact that the columns of \mathbf{R} (i.e., $\mathbf{r}_1, \dots, \mathbf{r}_B$) span the entire null space of $\mathbf{H}^T \mathbf{\Lambda}$. As a result, any nonzero key-canceling vector $\mathbf{d} \in \mathbb{F}_q^K \setminus \{\mathbf{0}_{K \times 1}\}$ must be expressible as a linear combination of $\mathbf{r}_1, \dots, \mathbf{r}_B$. In particular, suppose $\mathbf{d} = \sum_{i=1}^B d_i \mathbf{r}_i$ for some $d_1, \dots, d_B \in \mathbb{F}_q$, then

$$(Y_1, \dots, Y_K) \mathbf{d} = (W_1^Y, \dots, W_K^Y) \mathbf{d} + \underbrace{(Z_1^Y, \dots, Z_K^Y) \mathbf{d}}_{=0} \quad (49a)$$

$$= \sum_{i=1}^B d_i (W_1^Y, \dots, W_K^Y) \mathbf{r}_i \quad (49b)$$

$$\stackrel{(41)}{=} \sum_{i=1}^B d_i \sum_{k=1}^K W_k^{(i)}, \quad (49c)$$

which is solely a function of the input sum $\sum_{k=1}^K W_k$. This implies that any linear transformation of Y_1, \dots, Y_K reveals no information about the inputs beyond their sum. Therefore, server security is guaranteed.

In the following, we propose two schemes for designing \mathbf{H} and $\mathbf{\Lambda}$, corresponding to the cases $2 \leq B \leq K/2$ ($L_{Z_\Sigma}^* = K - B$) and $K/2 < B \leq K - 1$ ($L_{Z_\Sigma}^* = B$), respectively. Note that when $B = 1$, the considered problem degenerates to a special case of the single-association HSA problem studied in [38], where each user is connected to only one relay and the optimal rates are given by $R_X^* = R_Y^* = R_Z^* = 1$ and $R_{Z_\Sigma}^* = K - 1$. In this case, \mathbf{H} is chosen as an $K \times (K - 1)$ extended Vandermonde matrix [38] and $\mathbf{\Lambda}$ is simply the $K \times K$ identity matrix.

Scheme 1: Key generation for $2 \leq B \leq K/2$. In this case, $R_{Z_\Sigma}^* = K/B - 1$ and $L_{Z_\Sigma}^* = K - B$. Some necessary notations are first defined. Let $\boldsymbol{\theta}^{(i)} \triangleq (\theta_1^{i-1}, \theta_2^{i-1}, \dots, \theta_K^{i-1})$, $i \in [K]$. Then (37) can also be written as

$$\boldsymbol{\Theta} = [\boldsymbol{\theta}^{(1)}; \boldsymbol{\theta}^{(2)}; \dots; \boldsymbol{\theta}^{(K)}]. \quad (50)$$

Writing $\boldsymbol{\Theta}^{-1}$ as $\boldsymbol{\Theta}^{-1} \triangleq [\hat{\boldsymbol{\theta}}_1, \dots, \hat{\boldsymbol{\theta}}_K]$, then $\boldsymbol{\Theta} \boldsymbol{\Theta}^{-1} = \mathbf{I}_K$ implies

$$\boldsymbol{\theta}^{(i)} \hat{\boldsymbol{\theta}}_j = \begin{cases} 1, & \text{if } i = j \\ 0, & \text{if } i \neq j \end{cases} \quad (51)$$

Recall that $\mathbf{R} = [\mathbf{r}_1, \dots, \mathbf{r}_B]$ where $\mathbf{r}_i = \hat{\boldsymbol{\theta}}_{K-B+i}$, $i \in [B]$, i.e., \mathbf{R} consists of the last B columns of $\boldsymbol{\Theta}^{-1}$. We choose $\mathbf{\Lambda}$ and \mathbf{H} such that

$$\mathbf{\Lambda}^T \mathbf{H} = \mathbf{Q} \triangleq [(\boldsymbol{\theta}^{(1)})^T, (\boldsymbol{\theta}^{(2)})^T, \dots, (\boldsymbol{\theta}^{(K-B)})^T] \in \mathbb{F}_q^{K \times (K-B)}, \quad (52)$$

where \mathbf{Q} is a Vandermonde matrix with distinct elements $\theta_1, \dots, \theta_K$ so that every $(K - B) \times (K - B)$ submatrix of \mathbf{Q} has full rank. This means $\text{rank}(\mathbf{\Lambda}^T \mathbf{H}) = K - B$ so that the columns of $\mathbf{\Lambda}^T \mathbf{H}$ span the entire null space of

\mathbf{R}^T . Let $\mathbf{\Lambda}$ be chosen as a diagonally dominant circulant matrix—which is always invertible [49]—in the form

$$\mathbf{\Lambda} = \begin{bmatrix} a_1 & a_2 & a_3 & \cdots & a_K \\ a_K & a_1 & a_2 & \cdots & a_{K-1} \\ a_{K-1} & a_K & a_1 & \cdots & a_{K-2} \\ \vdots & \vdots & \vdots & \ddots & \vdots \\ a_2 & a_3 & a_4 & \cdots & a_1 \end{bmatrix} \quad (53)$$

where $a_i \neq 0, \forall i \in [B]$, $a_i = 0, \forall i > B$ and $a_1 > \sum_{i=2}^B a_i$. The individual key generation matrix \mathbf{H} can then be chosen as

$$\mathbf{H} = (\mathbf{\Lambda}^T)^{-1} \mathbf{Q}. \quad (54)$$

Intuitively, we can guarantee that any $(K-B) \times (K-B)$ submatrix of \mathbf{H} has full rank if \mathbf{H} resembles \mathbf{Q} , which is a $(K, K-B)$ -MDS generator matrix. More specifically, write $\mathbf{H} = [\mathbf{h}_1; \cdots; \mathbf{h}_K]$, $\mathbf{Q} = [\mathbf{q}_1; \cdots; \mathbf{q}_K]$. For any fixed a_2, \cdots, a_B , if a_1 is chosen sufficiently large, we will have

$$\mathbf{q}_1 = a_1 \mathbf{h}_1 + a_K \mathbf{h}_2 + \cdots + a_2 \mathbf{h}_K \approx a_1 \mathbf{h}_1 \Rightarrow \mathbf{h}_1 \approx \mathbf{q}_1 / a_1. \quad (55)$$

Similarly, $\mathbf{h}_i \approx \mathbf{q}_i / a_1, \forall i \in [2 : K]$. This implies that each \mathbf{h}_i can approximate $\mathbf{q}_i, \forall i \in [K]$ arbitrarily closely, up to a scaling factor a_1 . Hence, the MDS property of \mathbf{Q} carries over to \mathbf{H} provided that a_1 is sufficiently large.

Next, we show that the above design satisfies the key cancellation condition (48), i.e., $\mathbf{R}^T \mathbf{\Lambda}^T \mathbf{H} = \mathbf{0}_{B \times (K-B)}$. Recall that the recovery matrix \mathbf{R} consists of the last B columns of $\mathbf{\Theta}^{-1}$, i.e., $\mathbf{R} = [\hat{\boldsymbol{\theta}}_{K-B+1}, \cdots, \hat{\boldsymbol{\theta}}_K]$. Plugging in (52) and due to (51), we have

$$\begin{aligned} \mathbf{R}^T \mathbf{\Lambda}^T \mathbf{H} &= [\hat{\boldsymbol{\theta}}_{K-B+1}, \cdots, \hat{\boldsymbol{\theta}}_K]^T [(\boldsymbol{\theta}^{(1)})^T, (\boldsymbol{\theta}^{(2)})^T, \cdots, (\boldsymbol{\theta}^{(K-B)})^T] \\ &= \begin{bmatrix} \boldsymbol{\theta}^{(1)} \hat{\boldsymbol{\theta}}_{K-B+1} & \boldsymbol{\theta}^{(2)} \hat{\boldsymbol{\theta}}_{K-B+1} & \cdots & \boldsymbol{\theta}^{(K-B)} \hat{\boldsymbol{\theta}}_{K-B+1} \\ \boldsymbol{\theta}^{(1)} \hat{\boldsymbol{\theta}}_{K-B+2} & \boldsymbol{\theta}^{(2)} \hat{\boldsymbol{\theta}}_{K-B+2} & \cdots & \boldsymbol{\theta}^{(K-B)} \hat{\boldsymbol{\theta}}_{K-B+2} \\ \vdots & \vdots & \ddots & \vdots \\ \boldsymbol{\theta}^{(1)} \hat{\boldsymbol{\theta}}_K & \boldsymbol{\theta}^{(2)} \hat{\boldsymbol{\theta}}_K & \cdots & \boldsymbol{\theta}^{(K-B)} \hat{\boldsymbol{\theta}}_K \end{bmatrix} = \mathbf{0}_{B \times (K-B)}. \end{aligned} \quad (56)$$

Scheme 2: Key generation for $K/2 < B \leq K-1$. In this case, we have $R_{Z_\Sigma}^* = 1, L_{Z_\Sigma}^* = B$. \mathbf{H} is chosen as

$$\mathbf{H} = [(\boldsymbol{\theta}^{(1)})^T, (\boldsymbol{\theta}^{(2)})^T, \cdots, (\boldsymbol{\theta}^{(B)})^T] \in \mathbb{F}_q^{K \times B} \quad (57)$$

where recall that $\boldsymbol{\theta}^{(i)} \triangleq (\theta_1^{i-1}, \theta_2^{i-1}, \cdots, \theta_K^{i-1}), i \in [K]$. It can be seen that every $B \times B$ submatrix of \mathbf{H} has full rank because \mathbf{H} is a Vandermonde matrix with distinct elements $\theta_1, \cdots, \theta_B$. Consider the key coefficient

$\{\lambda_{i,k}\}_{i \in \mathcal{U}_k}$ design for relay k . Suppose $\mathcal{U}_k = \{i_1, \dots, i_B\}$ where $i_1 < i_2 < \dots < i_B$ (Refer to (3)). Denote

$$\Theta_{\mathcal{U}_k} \triangleq \begin{bmatrix} 1 & \theta_{i_1} & \dots & \theta_{i_1}^{B-1} \\ 1 & \theta_{i_2} & \dots & \theta_{i_2}^{B-1} \\ \vdots & \vdots & \ddots & \vdots \\ 1 & \theta_{i_B} & \dots & \theta_{i_B}^{B-1} \end{bmatrix} \in \mathbb{F}_q^{B \times B} \quad (58)$$

which is a $B \times B$ submatrix corresponding to the $i_1^{\text{th}}, \dots, i_B^{\text{th}}$ rows of \mathbf{H} . Note that $\text{rank}(\Theta_{\mathcal{U}_k}) = B$. Denote $\lambda_{\mathcal{U}_k} \triangleq (\lambda_{i_1,k}, \dots, \lambda_{i_B,k})$ as the key coefficient vector for relay $k \in [K]$. We let

$$\lambda_{\mathcal{U}_k} \Theta_{\mathcal{U}_k} = [\beta, \theta_k, \theta_k^2, \dots, \theta_k^{K-B-1}, \mathbf{0}_{1 \times (2B-K)}] \quad (59)$$

where $\beta > 0$ is a parameter to be designed. Since $\Theta_{\mathcal{U}_k}$ has full rank, the key coefficients can be solved as

$$\lambda_{\mathcal{U}_k} = [\beta, \theta_k, \theta_k^2, \dots, \theta_k^{K-B-1}, \mathbf{0}_{1 \times (2B-K)}] \Theta_{\mathcal{U}_k}^{-1}. \quad (60)$$

Denote $\Theta_{\mathcal{U}_k}^{-1} \triangleq [\tilde{\theta}_1; \dots; \tilde{\theta}_B]$. Let β be chosen sufficiently large so that

$$\lambda_{\mathcal{U}_k} = \beta \tilde{\theta}_1 + \sum_{i=2}^{K-B} \theta_k^{i-1} \tilde{\theta}_i \approx \beta \tilde{\theta}_1. \quad (61)$$

In particular, further denote $\tilde{\theta}_i \triangleq (\tilde{\theta}_{ij})_{j=1}^B, i \in [K]$. Then $\beta > \frac{1}{\min_{j \in [B]} |\tilde{\theta}_{1j}|} \sum_{i=2}^{K-B} \theta_k^{i-1} \max_{j \in [B]} |\tilde{\theta}_{ij}|$ suffices to guarantee that $\lambda_{\mathcal{U}_k}$ contains only nonzero entries. It is known that the inverse (generalized) Vandermonde matrix $\Theta_{\mathcal{U}_k}^{-1}$ contains no zero entries [50], which implies that all entries of $\lambda_{\mathcal{U}_k}$ are nonzero because the first row $\tilde{\theta}_1$ of $\Theta_{\mathcal{U}_k}^{-1}$ contains only nonzero entries. The above coefficient design process can be performed independently for every relay to obtain all the (nonzero) key coefficients $\{\lambda_{\mathcal{U}_k}\}_{k \in [K]}$ and consequently, Λ . We have

$$\begin{aligned} \Lambda^T \mathbf{H} &= \begin{bmatrix} \lambda_{\mathcal{U}_1} \Theta_{\mathcal{U}_1} \\ \lambda_{\mathcal{U}_2} \Theta_{\mathcal{U}_2} \\ \vdots \\ \lambda_{\mathcal{U}_K} \Theta_{\mathcal{U}_K} \end{bmatrix} = \begin{bmatrix} \beta & \theta_1 & \dots & \theta_1^{K-B-1} & \mathbf{0}_{1 \times (2B-K)} \\ \beta & \theta_2 & \dots & \theta_2^{K-B-1} & \mathbf{0}_{1 \times (2B-K)} \\ \vdots & \vdots & \ddots & \vdots & \vdots \\ \beta & \theta_K & \dots & \theta_K^{K-B-1} & \mathbf{0}_{1 \times (2B-K)} \end{bmatrix} \\ &= [\beta(\theta^{(1)})^T, (\theta^{(2)})^T, \dots, (\theta^{(K-B)})^T, \mathbf{0}_{K \times (2B-K)}] \end{aligned} \quad (62)$$

where recall that $\theta^{(i)} \triangleq (\theta_1^{i-1}, \dots, \theta_K^{i-1}), i \in [K]$. Since the submatrix consisting of the first $K-B$ columns of $\Lambda^T \mathbf{H}$ forms a Vandermonde matrix (up to a scaling factor β in the first column), it follows that $\text{rank}(\Lambda^T \mathbf{H}) = K-B$, implying that the columns of $\Lambda^T \mathbf{H}$ span the entire null space of \mathbf{R}^T .

Next, we show that the above design satisfies the key cancellation condition (48). Recall that the recovery matrix

\mathbf{R} consists of the last B columns of $\mathbf{\Theta}^{-1}$, i.e., $\mathbf{R} = [\hat{\boldsymbol{\theta}}_{K-B+1}, \dots, \hat{\boldsymbol{\theta}}_K]$. By (51), we have

$$\begin{aligned} \mathbf{R}^T \mathbf{\Lambda}^T \mathbf{H} &= [\hat{\boldsymbol{\theta}}_{K-B+1}, \dots, \hat{\boldsymbol{\theta}}_K]^T \left[\beta(\boldsymbol{\theta}^{(1)})^T, (\boldsymbol{\theta}^{(2)})^T, \dots, (\boldsymbol{\theta}^{(K-B)})^T, \mathbf{0}_{K \times (2B-K)} \right] \\ &= \begin{bmatrix} \beta \boldsymbol{\theta}^{(1)} \hat{\boldsymbol{\theta}}_{K-B+1} & \boldsymbol{\theta}^{(2)} \hat{\boldsymbol{\theta}}_{K-B+1} & \dots & \boldsymbol{\theta}^{(K-B)} \hat{\boldsymbol{\theta}}_{K-B+1} & \mathbf{0}_{1 \times (2B-K)} \\ \beta \boldsymbol{\theta}^{(1)} \hat{\boldsymbol{\theta}}_{K-B+2} & \boldsymbol{\theta}^{(2)} \hat{\boldsymbol{\theta}}_{K-B+2} & \dots & \boldsymbol{\theta}^{(K-B)} \hat{\boldsymbol{\theta}}_{K-B+2} & \mathbf{0}_{1 \times (2B-K)} \\ \vdots & \vdots & \ddots & \vdots & \vdots \\ \beta \boldsymbol{\theta}^{(1)} \hat{\boldsymbol{\theta}}_K & \boldsymbol{\theta}^{(2)} \hat{\boldsymbol{\theta}}_K & \dots & \boldsymbol{\theta}^{(K-B)} \hat{\boldsymbol{\theta}}_K & \mathbf{0}_{1 \times (2B-K)} \end{bmatrix} = \mathbf{0}_{B \times B}. \end{aligned} \quad (63)$$

In the following, we rigorously prove that the two proposed key designs satisfy the relay and server security constraints (12) and (11).

Proof of relay security. Relay security is rather straightforward owing to the MDS property of \mathbf{H} . In particular, by the proposed design (See (54), (57)), any $L_{Z_\Sigma}^* = \max\{B, K - B\} \geq B$ rows of \mathbf{H} are linearly independent, which ensures that any collection of B individual keys are mutually independent. Consequently, for each relay i , each of the B received messages $\{X_{k,i}\}_{k \in \mathcal{U}_i}$ is masked by an independent key symbol, thereby preventing relay i from obtaining any information about the embedded input symbols. More formally, for any $i \in [K]$

$$I(\{X_{k,i}\}_{k \in \mathcal{U}_i}; W_{1:K}) = H(\{X_{k,i}\}_{k \in \mathcal{U}_i}) - H(\{X_{k,i}\}_{k \in \mathcal{U}_i} | W_{1:K}) \quad (64a)$$

$$\stackrel{(25)}{=} H(\{X_{k,i}\}_{k \in \mathcal{U}_i}) - H(\{\lambda_{k,i} Z_k\}_{k \in \mathcal{U}_i}) \quad (64b)$$

$$\stackrel{(54),(57)}{=} H(\{X_{k,i}\}_{k \in \mathcal{U}_i}) - B \quad (64c)$$

$$\leq \sum_{k \in \mathcal{U}_i} H(X_{k,i}) - B \leq 0 \quad (64d)$$

where the last step is because each $X_{k,i}$ contains one symbol and uniform distribution maximizes the entropy. Since mutual information is non-negative, we conclude $I(\{X_{k,i}\}_{k \in \mathcal{U}_i}; W_{1:K}) = 0$, proving relay security.

Proof of server security. By (44), the key components contained in the relay-to-server messages are

$$(Z_1^Y, \dots, Z_K^Y) = Z_\Sigma \mathbf{H}^T \mathbf{\Lambda} \quad (65)$$

where each $Y_i = W_i^Y + Z_i^Y$ is masked by a key symbol $Z_i^Y = \sum_{k \in \mathcal{U}_i} \lambda_{k,i} Z_k = (\sum_{k \in \mathcal{U}_i} \lambda_{k,i} \mathbf{h}_k) Z_\Sigma^T$. Note that $Z_i^Y \neq 0$ because $\sum_{k \in \mathcal{U}_i} \lambda_{k,i} \mathbf{h}_k \neq \mathbf{0}_{1 \times L_{Z_\Sigma}^*}$ ($\lambda_{k,i} \neq 0, \forall k, i$) due to the MDS property of \mathbf{H} . By the joint design of $\mathbf{\Lambda}$ and \mathbf{H} , we know that $\text{rank}(\mathbf{H}^T \mathbf{\Lambda}) = K - B$ for any $B \in [2 : K - 1]$ (See (52), (62)). Since the recovery matrix $\mathbf{R} = [\mathbf{r}_1, \dots, \mathbf{r}_B]$ has rank B , the key cancellation condition $\mathbf{H}^T \mathbf{\Lambda} \mathbf{R} = \mathbf{0}_{L_{Z_\Sigma}^* \times B}$ (See (47)) implies that the null space of $\mathbf{H}^T \mathbf{\Lambda}$ coincides with the column span of \mathbf{R} , provided that $\text{rank}(\mathbf{H}^T \mathbf{\Lambda}) = K - B$. This structure guarantees that any nonzero vector $\mathbf{r} \in \mathbb{F}_q^K$ capable of canceling the keys symbols in Y_1, \dots, Y_K —i.e., satisfying $\mathbf{H}^T \mathbf{\Lambda} \mathbf{r} = \mathbf{0}_{L_{Z_\Sigma}^* \times 1}$ —must lie in the column span of \mathbf{R} . Since each column of \mathbf{R} enables the recovery of a distinct dimension of the input sum, i.e., $(Y_1, \dots, Y_K) \mathbf{r}_i = \sum_{k=1}^K W_k^{(i)}, i \in [B]$ (See (41)), any linear combination

$(Y_1, \dots, Y_K)\mathbf{r}$ must be a function of $\{\sum_{k=1}^K W_k^{(i)}\}_{i \in [B]}$. As a result, the server learns nothing about $W_{1:K}$ beyond the intended input sum $\sum_{k=1}^K W_k$, thereby ensuring server security. More formally,

$$I\left(Y_{1:K}; W_{1:K} \middle| \sum_{k=1}^K W_k\right) = H\left(Y_{1:K} \middle| \sum_{k=1}^K W_k\right) - H(Y_{1:K} | W_{1:K}) \quad (66a)$$

$$\stackrel{(29)}{=} H\left(Y_{1:K} \middle| \sum_{k=1}^K W_k\right) - H(\{Z_k^Y\}_{k \in [K]} | W_{1:K}) \quad (66b)$$

$$\stackrel{(7)}{=} H\left(Y_{1:K} \middle| \sum_{k=1}^K W_k\right) - H(\{Z_k^Y\}_{k \in [K]}) \quad (66c)$$

$$\stackrel{(65)}{=} H\left(Y_{1:K} \middle| \sum_{k=1}^K W_k\right) - H(Z_\Sigma \mathbf{H}^T \mathbf{\Lambda}) \quad (66d)$$

$$\stackrel{(52), (62)}{=} H\left(Y_{1:K} \middle| \sum_{k=1}^K W_k\right) - (K - B) \quad (66e)$$

$$= H\left(Y_{1:K}, \sum_{k=1}^K W_k\right) - H\left(\sum_{k=1}^K W_k\right) - (K - B) \quad (66f)$$

$$\stackrel{(10)}{=} H(Y_{1:K}) - B - (K - B) \quad (66g)$$

$$\leq \sum_{k=1}^K H(Y_k) - B - (K - B) \quad (66h)$$

$$\leq K - B - (K - B) = 0 \quad (66i)$$

where the last step is because each Y_k contains one symbol and uniform distribution maximizes the entropy. Since mutual information is non-negative, we conclude $I(Y_{1:K}; W_{1:K} | \sum_{k=1}^K W_k) = 0$, proving server security.

B. Scheme for $B = K$

We notice that the scheme described in the previous section for $B \in [K - 1]$ cannot be directly extended to the case of $B = K$ to achieve $(R_X = 1, R_Y = 1/(K - 1), R_Z = 1/K, R_{Z_\Sigma} = 1)$ ⁸ Nevertheless, we can adopt the scheme for $B = K - 1$ by disabling the last outgoing link from each user, which yields the achievable rate tuple $(1, 1/(K - 1), 1/(K - 1), 1)$. Comparing this with the converse bounds derived in Section VI, we find that both the communication rate and the source key rate are optimal, while the individual key rate incurs at most a constant-factor gap of $K/(K - 1) \leq 2$ from its lower bound. This indicates that applying the $B = K - 1$ scheme directly to the case $B = K$ results in only a mild performance loss in the individual key rate. In Section VII, we present a concrete proof of impossibility of $R_Z = 1/2$ using the example of $B = K = 2$. It is conjectured that the rate $(R_X = 1, R_Y = 1/(K - 1), 1/K, 1)$ is *not* achievable for any $K \geq 3$ when $B = K$. Formal proof of this conjecture, along with the characterization of the optimal rate tuple for the case $B = K$, is left for future work.

⁸Note that when $B = K$, $\max\{1, K/B - 1\} = 1$.

VI. CONVERSE: LOWER BOUNDS ON COMMUNICATION AND KEY RATES

In this section, we present the converse proof of Theorem 1, which establishes the optimality of the proposed scheme. To facilitate the proof, we first define the corresponding entropic versions of the communication and key rates as follows:

$$R_X^H \triangleq \frac{\sum_{i \in \mathcal{B}_k} H(X_{k,i})}{L}, \quad R_Y^H \triangleq \frac{\sum_{k=1}^K H(Y_k)}{L}, \quad R_Z^H \triangleq \frac{H(Z_k)}{L}, \quad R_{Z_\Sigma}^H \triangleq \frac{H(Z_\Sigma)}{L}. \quad (67)$$

These entropic rates serve as lower bounds for the rates defined in Section II (See (13), (14)), i.e., $R_X \geq R_X^H$, $R_Y \geq R_Y^H$, $R_Z \geq R_Z^H$ and $R_{Z_\Sigma} \geq R_{Z_\Sigma}^H$. We derive lower bounds on these entropic rates, which automatically serves as lower bounds on the original communication and key rates defined in (13) and (14).⁹

We begin with a useful lemma that provides a lower bound on the joint entropy of the messages sent by each user, as well as the messages sent by any set of B consecutive relays.

Lemma 1: For every $k \in [K]$, it holds that

$$H(\{X_{k,i}\}_{i \in \mathcal{B}_k} | \{W_{k'}, Z_{k'}\}_{k' \in [K] \setminus \{k\}}) \geq L, \quad (68)$$

$$H(\{Y_i\}_{i \in \mathcal{B}_k} | \{W_{k'}, Z_{k'}\}_{k' \in [K] \setminus \{k\}}) \geq L. \quad (69)$$

Proof: This lemma is derived from a simple cut-set bound: for the server to recover $\sum_{k=1}^K W_k$, each W_k must propagate through the corresponding user-to-relay links $\{(k, i)\}_{i \in \mathcal{B}_k}$ and the relay-to-server links $\{(i, \text{server})\}_{i \in \mathcal{B}_k}$. Hence, a cut between user k and its associated relays \mathcal{B}_k yields (68), and the cut between the relays in \mathcal{B}_k and the server yields (69). More specifically,

$$\begin{aligned} & H(\{X_{k,i}\}_{i \in \mathcal{B}_k} | \{W_{k'}, Z_{k'}\}_{k' \in [K] \setminus \{k\}}) \\ & \geq I\left(\{X_{k,i}\}_{i \in \mathcal{B}_k}; \sum_{i=1}^K W_i \middle| \{W_{k'}, Z_{k'}\}_{k' \in [K] \setminus \{k\}}\right) \end{aligned} \quad (70a)$$

$$= H\left(\sum_{i=1}^K W_i \middle| \{W_{k'}, Z_{k'}\}_{k' \in [K] \setminus \{k\}}\right) - H\left(\sum_{i=1}^K W_i \middle| \{W_{k'}, Z_{k'}\}_{k' \in [K] \setminus \{k\}}, \{X_{k,i}\}_{i \in \mathcal{B}_k}\right) \quad (70b)$$

$$\stackrel{(2),(8)}{=} H(W_k) - H\left(\sum_{i=1}^K W_i \middle| \{W_{k'}, Z_{k'}\}_{k' \in [K] \setminus \{k\}}, \{X_{k',i}\}_{k' \in [K] \setminus \{k\}, i \in \mathcal{B}_{k'}}, \{X_{k,i}\}_{i \in \mathcal{B}_k}\right) \quad (70c)$$

$$\geq H(W_k) - H\left(\sum_{i=1}^K W_i \middle| \{X_{k',i}\}_{k' \in [K], i \in \mathcal{B}_k}\right) \quad (70d)$$

$$\stackrel{(9)}{=} H(W_k) - H\left(\sum_{i=1}^K W_i \middle| \{X_{k',i}\}_{k' \in [K], i \in \mathcal{B}_k}, \{Y_i\}_{i \in [K]}\right) \quad (70e)$$

⁹The rates defined in (13) and (14) use the number of symbols contained in each key and message as the numerator. This quantity can be made arbitrarily large by padding zeros into the keys and messages. However, such zero padding does not affect the entropy of the keys and messages. As a result, the optimal rate region \mathcal{R}^* , defined using (13) and (14), can be conveniently expressed as a box region. This avoids complications arising from potential correlations among the entropic communication and key rates defined in (67).

$$\geq H(W_k) - \underbrace{H\left(\sum_{i=1}^K W_i \middle| \{Y_i\}_{i \in [K]}\right)}_{\stackrel{(10)}{=} 0} \quad (70f)$$

$$= H(W_k) = L \quad (70g)$$

where (70c) is due to $\{W_{k'}, Z_{k'}\}_{k' \in [K] \setminus \{k\}} \Rightarrow \{X_{k',i}\}_{k' \in [K] \setminus \{k\}, i \in \mathcal{B}_{k'}}$ and (70e) is due to $\{X_{k',i}\}_{k' \in [K], i \in \mathcal{B}_k} \Rightarrow \{Y_i\}_{i \in [K]}$ by the communication protocols (8), (9).

Similarly,

$$\begin{aligned} & H(\{Y_i\}_{i \in \mathcal{B}_k} | \{W_{k'}, Z_{k'}\}_{k' \in [K] \setminus \{k\}}) \\ & \geq I\left(\{Y_i\}_{i \in \mathcal{B}_k}; \sum_{i=1}^K W_i \middle| \{W_{k'}, Z_{k'}\}_{k' \in [K] \setminus \{k\}}\right) \end{aligned} \quad (71a)$$

$$= H\left(\sum_{i=1}^K W_i \middle| \{W_{k'}, Z_{k'}\}_{k' \in [K] \setminus \{k\}}\right) - H\left(\sum_{i=1}^K W_i \middle| \{W_{k'}, Z_{k'}\}_{k' \in [K] \setminus \{k\}}, \{Y_i\}_{i \in \mathcal{B}_k}\right) \quad (71b)$$

$$\stackrel{(2), (8), (9)}{=} H(W_k) - H\left(\sum_{i=1}^K W_i \middle| \{W_{k'}, Z_{k'}\}_{k' \in [K] \setminus \{k\}}, \{Y_i\}_{i \in [K] \setminus \mathcal{B}_k}, \{Y_i\}_{i \in \mathcal{B}_k}\right) \quad (71c)$$

$$\geq H(W_k) - \underbrace{H\left(\sum_{i=1}^K W_i \middle| \{Y_i\}_{i \in [K]}\right)}_{\stackrel{(10)}{=} 0} \quad (71d)$$

$$= H(W_k) = L. \quad (71e)$$

Note that Lemma 1 follows solely from the recovery constraint (10) at the server; neither the server security constraint (11) nor the relay security constraint (12) was invoked in the proof. \blacksquare

A. Lower Bounds on Communication Rates

1) *Proof of $R_X \geq 1$:* We have

$$R_X \geq \sum_{i \in \mathcal{B}_k} L_{X,k,i} / L \quad (72a)$$

$$\geq \sum_{i \in \mathcal{B}_k} H(X_{k,i}) / L \quad (72b)$$

$$\geq H(\{X_{k,i}\}_{i \in \mathcal{B}_k}) / L \quad (72c)$$

$$\geq H(\{X_{k,i}\}_{i \in \mathcal{B}_k} | \{W_{k'}, Z_{k'}\}_{k' \in [K] \setminus \{k\}}) / L \quad (72d)$$

$$\stackrel{(68)}{\geq} L / L = 1 \quad (72e)$$

where Lemma 1 is applied in the last step. Note that the above proof follows a cut-set-like argument which does not rely on the security constraints.

2) *Proof of $R_Y \geq \max\{1/B, 1/(K-1)\}$:* We prove $R_Y \geq 1/B$ and $R_Y \geq 1/(K-1)$, $\forall B \in [K]$ respectively.

Proof of $R_Y \geq 1/B$, $\forall B \in [K]$. The proof of $R_Y \geq 1/B$ is rather straightforward once equipped with Lemma 1:

$$R_Y \geq R_Y^H \triangleq \frac{\sum_{k=1}^K H(Y_k)}{KL} \quad (73a)$$

$$= \frac{B \sum_{k=1}^K H(Y_k)}{BKL} \quad (73b)$$

$$= \frac{\sum_{k=1}^K \sum_{i \in \mathcal{B}_k} H(Y_i)}{BKL} \quad (73c)$$

$$\geq \frac{\sum_{k=1}^K H(\{Y_i\}_{i \in \mathcal{B}_k})}{BKL} \quad (73d)$$

$$\geq \frac{\sum_{k=1}^K H(\{Y_i\}_{i \in \mathcal{B}_k} | \{W_{k'}, Z_{k'}\}_{k' \in [K] \setminus \{k\}})}{BKL} \quad (73e)$$

$$\stackrel{(69)}{\geq} KL/(BKL) = 1/B \quad (73f)$$

where Lemma 1 is used in the last step. Note that the security constraints are not used in the proof of $R_Y \geq 1/B$. A direct consequence is that the lower bound $R_Y \geq 1/K$ is not tight when $B = K$ as shown in the following section.

Proof of $R_Y \geq 1/(K-1)$. We first present a useful lemma before proceeding to the proof of $R_Y \geq 1/(K-1)$.

Lemma 2: For every $B \in [K]$, it holds that

$$H\left(Y_{1:K} \middle| \sum_{k=1}^K W_k\right) \leq (KR_Y^H - 1)L. \quad (74)$$

Proof: It follows that

$$KR_Y^H L \stackrel{(67)}{=} H(Y_1) + \cdots + H(Y_K) \quad (75a)$$

$$\geq H(Y_1, \dots, Y_K) \quad (75b)$$

$$\stackrel{(10)}{=} H\left(Y_{1:K}, \sum_{k=1}^K W_k\right) \quad (75c)$$

$$= H\left(\sum_{k=1}^K W_k\right) + H\left(Y_{1:K} \middle| \sum_{k=1}^K W_k\right) \quad (75d)$$

$$= L + H\left(Y_{1:K} \middle| \sum_{k=1}^K W_k\right) \quad (75e)$$

$$\Rightarrow H\left(Y_{1:K} \middle| \sum_{k=1}^K W_k\right) \leq (KR_Y^H - 1)L \quad (75f)$$

where (75c) is due to the input sum recovery constraint (10), and (75e) is because the inputs are i.i.d. uniform. ■

Following Lemma 2, we have

$$KR_Y^H L \stackrel{(67)}{=} H(Y_1) + \cdots + H(Y_K) \quad (76a)$$

$$= \sum_{k=1}^K H(Y_k|W_{1:K}) + I(Y_k; W_{1:K}) \quad (76b)$$

$$\leq \sum_{k=1}^K H(Y_k|W_{1:K}) + I(Y_k, \{X_{i,k}\}_{i \in \mathcal{U}_k}; W_{1:K}) \quad (76c)$$

$$= \sum_{k=1}^K H(Y_k|W_{1:K}) + \underbrace{I(\{X_{i,k}\}_{i \in \mathcal{U}_k}; W_{1:K})}_{\stackrel{(12)}{=} 0} + \underbrace{I(Y_k; W_{1:K}|\{X_{i,k}\}_{i \in \mathcal{U}_k})}_{\stackrel{(9)}{=} 0} \quad (76d)$$

$$= \sum_{k=1}^K H(Y_k|W_{1:K}, W_1 + \cdots + W_K) \quad (76e)$$

$$\leq \sum_{k=1}^K H(Y_k|W_1 + \cdots + W_K) \quad (76f)$$

$$\leq \sum_{k=1}^K H(Y_{1:K}|W_1 + \cdots + W_K) \quad (76g)$$

$$\stackrel{(74)}{\leq} K(KR_Y^H - 1)L \quad (76h)$$

$$\Rightarrow KR_Y^H L \leq K(KR_Y^H - 1)L \quad (76i)$$

$$\Rightarrow R_Y \geq R_Y^H \geq \frac{1}{K-1}. \quad (76j)$$

In (76d), $I(\{X_{i,k}\}_{i \in \mathcal{U}_k}; W_{1:K}) = 0$ is due to the security of relay k , and $I(Y_k; W_{1:K}|\{X_{i,k}\}_{i \in \mathcal{U}_k}) = 0$ is because Y_k is generated from $\{X_{i,k}\}_{i \in \mathcal{U}_k}$ (See (9)). In (76h), Lemma 2 is applied. As a result, we have proved $R_Y \geq 1/(K-1)$. Note that only the relay security constraint (12) is invoked in the proof of $R_Y \geq 1/(K-1)$. Combining (73) and (76), we conclude that $R_Y \geq \max\{1/B, 1/(K-1)\}, \forall B \in [K]$.

B. Lower Bound on Source Key Rate

Let $Z_{k,i}$ denote the subset of key symbols from Z_k that appear in the message $X_{k,i}$, i.e., $H(Z_{k,i}) = H(X_{k,i}|W_k), k \in [K], i \in \mathcal{B}_k$. We have

$$H(\{Z_{k,i}\}_{i \in \mathcal{B}_k}|Z_k) = 0, \forall k \in [K] \quad (77)$$

Equation (8) is thus equivalent to

$$H(X_{k,i}|W_k, Z_{k,i}) = 0, \forall k \in [K], \forall i \in \mathcal{B}_k. \quad (78)$$

We first provide a useful lemma which states that the joint entropy of the key symbols contained in the messages received by any relay should not be smaller than the sum of the conditional entropy of the messages received by that relay.

Lemma 3: Suppose $\mathcal{U}_i = \{k_{i,1}, \dots, k_{i,B}\}$ where $k_{i,1} < \dots < k_{i,B}$. For any $B \in [K]$, it holds that

$$H(\{Z_{k,i}\}_{k \in \mathcal{U}_i}) \geq \sum_{j=1}^B H(X_{k_{i,j},i} | \{W_{k_{i,j'},i}, Z_{k_{i,j'},i}\}_{j' \in [j-1]}), \quad \forall i \in [K] \quad (79)$$

Proof: Recall that $\mathcal{U}_i = \{k_{i,1}, \dots, k_{i,B}\}$ represents the set of users associated with relay $i \in [K]$ as given by (3). For any $i \in [K]$, we have

$$H(\{Z_{k,i}\}_{k \in \mathcal{U}_i}) \geq H(\{Z_{k,i}\}_{k \in \mathcal{U}_i} | \{W_k\}_{k \in \mathcal{U}_i}) \quad (80a)$$

$$\geq I(\{Z_{k,i}\}_{k \in \mathcal{U}_i}; \{X_{k,i}\}_{k \in \mathcal{U}_i} | \{W_k\}_{k \in \mathcal{U}_i}) \quad (80b)$$

$$= H(\{X_{k,i}\}_{k \in \mathcal{U}_i} | \{W_k\}_{k \in \mathcal{U}_i}) - \underbrace{H(\{X_{k,i}\}_{k \in \mathcal{U}_i} | \{W_k\}_{k \in \mathcal{U}_i}, \{Z_{k,i}\}_{k \in \mathcal{U}_i})}_{\stackrel{(78)}{=} 0} \quad (80c)$$

$$= H(\{X_{k,i}\}_{k \in \mathcal{U}_i}) - \underbrace{I(\{X_{k,i}\}_{k \in \mathcal{U}_i}; \{W_k\}_{k \in \mathcal{U}_i})}_{\stackrel{(12)}{=} 0} \quad (80d)$$

$$= \sum_{j=1}^B H(X_{k_{i,j},i} | \{X_{k_{i,j'},i}\}_{j' \in [j-1]}) \quad (80e)$$

$$\geq \sum_{j=1}^B H(X_{k_{i,j},i} | \{X_{k_{i,j'},i}\}_{j' \in [j-1]}, \{W_{k_{i,j'},i}, Z_{k_{i,j'},i}\}_{j' \in [j-1]}) \quad (80f)$$

$$\stackrel{(78)}{=} \sum_{j=1}^B H(X_{k_{i,j},i} | \{W_{k_{i,j'},i}, Z_{k_{i,j'},i}\}_{j' \in [j-1]}) \quad (80g)$$

where (80c) and (80g) are due to the dependence of the message $X_{k,i}$ on the input W_k and key $Z_{k,i}$ for every $i \in \mathcal{B}_k$ (See (78); (80d) is due to the security constraint (12) of relay i . As a result, Lemma 3 is proved. \blacksquare

We derive a lower bound on the source key rate $R_{Z_\Sigma} \geq \max\{1, K/B - 1\}$, which takes the maximum of two terms: the first term $R_{Z_\Sigma} \geq 1$ arises from relay security, while the second term $R_{Z_\Sigma} \geq K/B - 1$ follows from the server security requirement. In the following, we prove these two lower bounds respectively. Again, denote $\mathcal{U}_i = \{k_{i,1}, \dots, k_{i,B}\}$ where $k_{i,1} < \dots < k_{i,B}$, $\forall i \in [K]$. We have

$$KH(Z_\Sigma) \stackrel{(6),(77)}{\geq} \sum_{i=1}^K H(\{Z_{k,i}\}_{k \in \mathcal{U}_i}) \quad (81a)$$

$$\stackrel{(79)}{\geq} \sum_{i=1}^K \sum_{j=1}^B H(X_{k_{i,j},i} | \{W_{k_{i,j'},i}, Z_{k_{i,j'},i}\}_{j' \in [j-1]}) \quad (81b)$$

$$= \sum_{k=1}^K \sum_{i \in \mathcal{B}_k} H(X_{k,i} | \{W_j, Z_j\}_{j \in \mathcal{U}_i: j \leq k-1}) \quad (81c)$$

$$\geq \sum_{k=1}^K H(\{X_{k,i}\}_{i \in \mathcal{B}_k} | \{W_j, Z_j\}_{j \in \mathcal{U}_i: j \leq k-1}) \quad (81d)$$

$$\geq \sum_{k=1}^K H(\{X_{k,i}\}_{i \in \mathcal{B}_k} | \{W_j, Z_j\}_{j \in [K] \setminus \{k\}}) \quad (81e)$$

$$\stackrel{(68)}{\geq} KL \quad (81f)$$

$$\Rightarrow R_{Z_\Sigma} \geq R_{Z_\Sigma}^H \triangleq \frac{H(Z_\Sigma)}{L} \geq 1 \quad (81g)$$

where (81a) is because all the individual keys are generated from the source key (See (6), (77)); In (81b), Lemma 3 is applied; In (81c), the terms are rearranged in the summation. (81e) is because $\{j \in \mathcal{U}_i : j \leq k-1\} \subseteq [K] \setminus \{k\}$; In (81f), Lemma 1 is applied. Therefore, we have proved $R_{Z_\Sigma} \geq 1$.

Next, we prove $R_{Z_\Sigma} \geq K/B - 1$, which is due to server security. Let Z_i^Y denote the set of key symbols in Z_i that influence the message $Y_i, i \in [K]$, i.e., $H(Z_i^Y) = H(Y_i | \{W_k\}_{k \in \mathcal{U}_i})$. We have

$$H(Y_i | \{W_k\}_{k \in \mathcal{U}_i}, Z_i^Y) = 0, \forall i \in [K] \quad (82)$$

$$H(Z_i^Y | \{Z_{k,i}\}_{k \in \mathcal{U}_i}) = 0, \forall i \in [K] \quad (83)$$

An immediate consequence with the definition of $\{Z_i^Y\}_{i \in [K]}$ is Lemma 4, which states that the joint entropy of the key variables $\{Z_i^Y\}_{i \in [K]}$ must be at least the size of the joint entropy of the messages $\{Y_i\}_{i \in [K]}$ minus the input size L .

Lemma 4: With Z_i^Y 's defined in (82) and (83), it holds that

$$H(Z_1^Y, \dots, Z_K^Y) \geq H(Y_1, \dots, Y_K) - L. \quad (84)$$

Proof: The server security constraint (11) requires that the server must learn only the input sum $W_1 + \dots + W_K$ from the messages Y_1, \dots, Y_K , and nothing beyond that. Consequently, any information not contained in the input sum must be concealed by the key variables. This implies that the key size must be at least the entropy of the protected input symbols, i.e., $H(Y_{1:K}) - H(\sum_{k=1}^K W_k)$. More specifically,

$$H(Z_1^Y, \dots, Z_K^Y) \stackrel{(7)}{=} H(Z_1^Y, \dots, Z_K^Y | W_{1:K}) \quad (85a)$$

$$\geq I(Z_1^Y, \dots, Z_K^Y; Y_{1:K} | W_{1:K}) \quad (85b)$$

$$\geq H(Y_{1:K} | W_{1:K}) - \underbrace{H(Y_{1:K} | W_{1:K}, Z_1^Y, \dots, Z_K^Y)}_{\stackrel{(82)}{=} 0} \quad (85c)$$

$$= H(Y_{1:K}) - I\left(Y_{1:K}; W_{1:K}, \sum_{k=1}^K W_k\right) \quad (85d)$$

$$= H(Y_{1:K}) - I\left(Y_{1:K}; \sum_{k=1}^K W_k\right) - \underbrace{I\left(Y_{1:K}; W_{1:K} \middle| \sum_{k=1}^K W_k\right)}_{\stackrel{(11)}{=} 0} \quad (85e)$$

$$\geq H(Y_{1:K}) - H\left(\sum_{k=1}^K W_k\right) \quad (85f)$$

$$\geq H(Y_{1:K}) - L \quad (85g)$$

where (85a) is due to the independence between the inputs and the keys (See (7)); (85c) is due to the message generation protocol (82); (85e) is due to the server security constraint (11). The last step is due to the uniformity and independence of the inputs (See (7)). \blacksquare

Equipped with Lemma 4, we prove $R_{Z_\Sigma} \geq K/B - 1$ as follows. Denote

$$\delta \triangleq \left\lfloor \frac{K}{B} \right\rfloor \in \{1, \dots, K\} \quad (86)$$

Also denote $Y_S \triangleq \{Y_i\}_{i \in S}$ and $\mathcal{U}_S \triangleq \cup_{i \in S} \mathcal{U}_i, \forall S \subseteq [K]$. We define B permutation vectors $\mathbf{p}_1, \dots, \mathbf{p}_B$, each of length- K . The first vector is defined as $\mathbf{p}_1 \triangleq (1, 2, \dots, K)$, and for each $k \in [2 : B]$, $\mathbf{p}_i \triangleq (p_{k,1}, p_{k,2}, \dots, p_{k,K})$ is obtained by circularly shifting \mathbf{p}_1 to the left by $k-1$ positions. For example, $\mathbf{p}_2 = (2, 3, \dots, K, 1)$, and so on. We have

$$BH(Z_\Sigma) \geq BH(Z_1^Y, \dots, Z_K^Y) \quad (87a)$$

$$\stackrel{(84)}{\geq} BH(Y_1, \dots, Y_K) - BL \quad (87b)$$

$$= \sum_{i=1}^B H(Y_{p_{i,1}}, Y_{p_{i,2}}, \dots, Y_{p_{i,K}}) - BL \quad (87c)$$

$$= H(Y_1, Y_2, \dots, Y_K) + \sum_{k=2}^B H(Y_{p_{k,1}}, Y_{p_{k,2}}, \dots, Y_{p_{k,K}}) - BL \quad (87d)$$

$$\begin{aligned} &= \sum_{i=1}^{\delta} H(Y_{(i-1)B+1:iB} | Y_{1:(i-1)B}) + \sum_{i=1}^{K-\delta B} H(Y_{\delta B+i} | Y_{1:\delta B+i-1}) \\ &\quad + \sum_{k=2}^B \left(\sum_{i=1}^{K-\delta B} H(Y_{p_{k,K-i+1}} | Y_{\{p_{k,K-i+2}, \dots, p_{k,K}\}}) \right. \\ &\quad \left. + \sum_{i=1}^{\delta} H(Y_{\{p_{k,(\delta-i)B+1}, \dots, p_{k,(\delta+1-i)B}\}} | Y_{\{p_{k,(\delta+1-i)B+1}, \dots, p_{k,K}\}}) \right) - BL \end{aligned} \quad (87e)$$

$$\begin{aligned} &\geq \sum_{i=1}^{\delta} H(Y_{(i-1)B+1:iB} | Y_{1:(i-1)B}, \{W_{k'}, Z_{k'}\}_{k' \in [K] \setminus \{(i-1)B+1\}}) \\ &\quad + \sum_{k=2}^B \sum_{i=1}^{\delta} H(Y_{\{p_{k,(\delta-i)B+1}, \dots, p_{k,(\delta+1-i)B}\}} | Y_{\{p_{k,(\delta+1-i)B+1}, \dots, p_{k,K}\}}, \{W_{k'}, Z_{k'}\}_{k' \in [K] \setminus \{p_{k,(\delta-i)B+1}\}}) \end{aligned}$$

$$+ \sum_{i=1}^{K-\delta B} H(Y_{\delta B+i}|Y_{1:\delta B+i-1}) + \sum_{k=2}^B \sum_{i=1}^{K-\delta B} H(Y_{p_{k,K-i+1}}|Y_{\{p_{k,K-i+2}, \dots, p_{k,K}\}}) - BL \quad (87f)$$

$$\stackrel{(8),(9)}{=} \sum_{i=1}^{\delta} H \left(\underbrace{Y_{(i-1)B+1:iB}}_{=Y_{\mathcal{B}_{(i-1)B+1}}} | \{W_{k'}, Z_{k'}\}_{k' \in [K] \setminus \{(i-1)B+1\}} \right) \\ + \sum_{k=2}^B \sum_{i=1}^{\delta} H \left(\underbrace{Y_{\{p_{k,(\delta-i)B+1}, \dots, p_{k,(\delta-i+1)B}\}}}_{=Y_{\mathcal{B}_{p_{k,(\delta-i)B+1}}}} | \{W_{k'}, Z_{k'}\}_{k' \in [K] \setminus \{p_{k,(\delta-i)B+1}\}} \right) - BL \\ + \sum_{i=1}^{K-\delta B} H(Y_{\delta B+i}|Y_{1:\delta B+i-1}) + \sum_{k=2}^B \sum_{i=1}^{K-\delta B} H(Y_{p_{k,K-i+1}}|Y_{\{p_{k,K-i+2}, \dots, p_{k,K}\}}) \quad (87g)$$

$$\stackrel{(69)}{\geq} \sum_{i=1}^{K-\delta B} H(Y_{\delta B+i}|Y_{1:\delta B+i-1}) + \sum_{k=2}^B \sum_{i=1}^{K-\delta B} H(Y_{p_{k,K-i+1}}|Y_{\{p_{k,K-i+2}, \dots, p_{k,K}\}}) + (\delta-1)BL \quad (87h)$$

$$= \sum_{i=1}^{K-\delta B} \left(H(Y_{\delta B+i}|Y_{1:\delta B+i-1}) + \sum_{k=2}^B H(Y_{p_{k,\delta B+i}}|Y_{\{p_{k,\delta B+i+1}, \dots, p_{k,K}\}}) \right) + (\delta-1)BL \quad (87i)$$

$$= \sum_{i=1}^{K-\delta B} \left(H(Y_{p_{1,\delta B+i}}|Y_{\{p_{1,1}, \dots, p_{1,\delta B+i-1}\}}) + \sum_{k=2}^B H(Y_{p_{k,\delta B+i}}|Y_{\{p_{k,\delta B+i+1}, \dots, p_{k,K}\}}) \right) + (\delta-1)BL \quad (87j)$$

where in (87e), the chain rule of joint entropy is applied. Specifically, $H(Y_1, \dots, Y_K)$ is first partitioned into δ blocks—namely, $Y_{1:B}, Y_{B+1:2B}, \dots, Y_{(\delta-1)B+1:\delta B}$ —along with the $K - \delta B$ remaining terms $Y_{\delta B+1}, \dots, Y_K$. Chain rule is then applied first across the blocks and subsequently across the remaining terms. Similarly, for each $k \in [2 : K]$, the permuted sequence $Y_{p_{k,1}}, \dots, Y_{p_{k,K}}$ is decomposed into δ blocks $Y_{\{p_{k,(\delta-1)B+1}, \dots, p_{k,\delta B}\}}, \dots, Y_{\{p_{k,B+1}, \dots, p_{k,2B}\}}, Y_{\{p_{k,1}, \dots, p_{k,B}\}}$, as well as $K - \delta B$ remaining terms $Y_{p_{k,\delta B+1}}, \dots, Y_{p_{k,K}}$. In this case, chain rule is first applied to the remaining terms and then to the blocks, in reverse order. (87g) is because in (87f), user $(i-1)B+1$ does not appear in $\mathcal{U}_{[1:(i-1)B]}$, and therefore the message block $Y_{1:(i-1)B}$ does not depend on user $(i-1)B+1$. Consequently, $Y_{1:(i-1)B}$ can be recovered from $\{W_{k'}, Z_{k'}\}_{k' \in [K] \setminus \{(i-1)B+1\}}$. Similarly, observe that $\mathcal{B}_{p_{k,(\delta-i)B+1}} = \{p_{k,(\delta-i)B+1}, \dots, p_{k,(\delta-i+1)B}\}$, which has no overlap with $\{p_{k,(\delta-i+1)B+1}, \dots, p_{k,K}\}$. Therefore, $Y_{\{p_{k,(\delta-i+1)B+1}, \dots, p_{k,K}\}}$ does not depend on user $p_{k,(\delta-i)B+1}$, and can be recovered from $\{W_{k'}, Z_{k'}\}_{k' \in [K] \setminus \{p_{k,(\delta-i)B+1}\}}$. In (87h), Lemma 1 is applied. Finally, in (87j), we used the fact that $\mathbf{p}_1 = (1, \dots, K)$.

Now we show that each term in the summation of (87j) is no smaller than L . Note that the permutation vectors satisfy

$$p_{k+1,i} = \text{mod}(p_{k,i}, K) + 1, \forall i \in [K], k \in [B-1] \quad (88a)$$

$$p_{k,i+1} = p_{k+1,i}, \forall i \in [K-1], k \in [B-1] \quad (88b)$$

Consequently,

$$\mathcal{B}_k = \{p_{1,k}, p_{2,k}, \dots, p_{B,k}\}, k \in [K] \quad (89)$$

according to (2). For each $i \in [1 : K - \delta B]$, define

$$\mathcal{G}_i \triangleq \left(\bigcup_{j \in [\delta B + i + 2 : K]} \mathcal{B}_j \right) \cup \{p_{B, \delta B + i + 1}\} \setminus \mathcal{B}_{\delta B + i}, \quad (90)$$

$$\mathcal{H}_i \triangleq \{p_{1,1}, p_{1,2}, \dots, p_{1, \delta B + i - 1}\} = \bigcup_{j \in [(\delta - 1)B + i]} \mathcal{B}_j. \quad (91)$$

For each $i \in [K - \delta B]$, we have

$$\begin{aligned} & H(Y_{p_{1, \delta B + i}} | Y_{\mathcal{H}_i}) + \sum_{k=2}^B H(Y_{p_{k, \delta B + i}} | Y_{\{p_{k, \delta B + i + 1}, \dots, p_{k, K}\}}) \\ & \stackrel{(89)}{\geq} H(Y_{p_{1, \delta B + i}} | Y_{\mathcal{H}_i}) + \sum_{k=2}^{B-1} H(Y_{p_{k, \delta B + i}} | Y_{p_{k, \delta B + i + 1}}, Y_{\mathcal{G}_i}) + H(Y_{p_{B, \delta B + i}} | Y_{\mathcal{G}_i}) \end{aligned} \quad (92a)$$

$$\stackrel{(88b)}{=} H(Y_{p_{1, \delta B + i}} | Y_{\mathcal{H}_i}) + \sum_{k=2}^{B-1} H(Y_{p_{k, \delta B + i}} | Y_{p_{k+1, \delta B + i}}, Y_{\mathcal{G}_i}) + H(Y_{p_{B, \delta B + i}} | Y_{\mathcal{G}_i}) \quad (92b)$$

$$\geq H(Y_{p_{1, \delta B + i}} | Y_{\mathcal{H}_i}) + \sum_{k=2}^{B-1} H(Y_{p_{k, \delta B + i}} | Y_{p_{k+1, \delta B + i}}, \dots, Y_{p_{B, \delta B + i}}, Y_{\mathcal{G}_i}) + H(Y_{p_{B, \delta B + i}} | Y_{\mathcal{G}_i}) \quad (92c)$$

$$= H(Y_{p_{1, \delta B + i}} | Y_{\mathcal{H}_i}) + H(\{Y_{p_{k, \delta B + i}}\}_{k \in [2 : B-1]} | Y_{\mathcal{G}_i}) + H(Y_{p_{B, \delta B + i}} | Y_{\mathcal{G}_i}) \quad (92d)$$

$$\geq H(Y_{p_{1, \delta B + i}} | Y_{\mathcal{H}_i}) + H(\{Y_{p_{k, \delta B + i}}\}_{k \in [2 : B]} | Y_{\mathcal{G}_i}) \quad (92e)$$

$$\begin{aligned} & \geq H(Y_{p_{1, \delta B + i}} | Y_{\mathcal{H}_i \cap \{p_{k, \delta B + i}\}_{k \in [2 : B]}, Y_{(\mathcal{H}_i \setminus \{p_{k, \delta B + i}\}_{k \in [2 : B]}) \cup \mathcal{G}_i}}) \\ & \quad + H(\{Y_{p_{k, \delta B + i}}\}_{k \in [2 : B]} | Y_{(\mathcal{H}_i \setminus \{p_{k, \delta B + i}\}_{k \in [2 : B]}) \cup \mathcal{G}_i}) \end{aligned} \quad (92f)$$

$$\geq H(\{Y_{p_{k, \delta B + i}}\}_{k \in [1 : B]} | Y_{(\mathcal{H}_i \setminus \{p_{k, \delta B + i}\}_{k \in [2 : B]}) \cup \mathcal{G}_i}) \quad (92g)$$

$$\stackrel{(89)}{=} H(Y_{\mathcal{B}_{\delta B + i}} | Y_{(\mathcal{H}_i \setminus \{p_{k, \delta B + i}\}_{k \in [2 : B]}) \cup \mathcal{G}_i}) \quad (92h)$$

$$\geq H(Y_{\mathcal{B}_{\delta B + i}} | Y_{(\mathcal{H}_i \setminus \{p_{k, \delta B + i}\}_{k \in [2 : B]}) \cup \mathcal{G}_i}, \{W_k, Z_k\}_{k \in [K] \setminus \{\delta B + i\}}) \quad (92i)$$

$$= H(Y_{\mathcal{B}_{\delta B + i}} | \{W_k, Z_k\}_{k \in [K] \setminus \{\delta B + i\}}) \quad (92j)$$

$$\stackrel{(69)}{\geq} L \quad (92k)$$

where (92b) is due to the property of the permutation vectors as shown in (88b). (92j) is due to $\mathcal{B}_{p_{\delta B + i}} \cap (\mathcal{H}_i \setminus \{p_{k, \delta B + i}\}_{k \in [2 : B]}) = \emptyset$, which implies that $Y_{(\mathcal{H}_i \setminus \{p_{k, \delta B + i}\}_{k \in [2 : B]}) \cup \mathcal{G}_i}$ can be recovered from $\{W_k, Z_k\}_{k \in [K] \setminus \{\delta B + i\}}$.

Continuing with (87j), we have

$$\begin{aligned} BH(Z_\Sigma) & \geq (K - \delta B)L + (\delta - 1)BL \\ & = (K - B)L \end{aligned} \quad (93)$$

$$\Rightarrow R_{Z_\Sigma} \geq R_{Z_\Sigma}^H \triangleq \frac{H(Z_\Sigma)}{L} \geq \frac{K}{B} - 1. \quad (94)$$

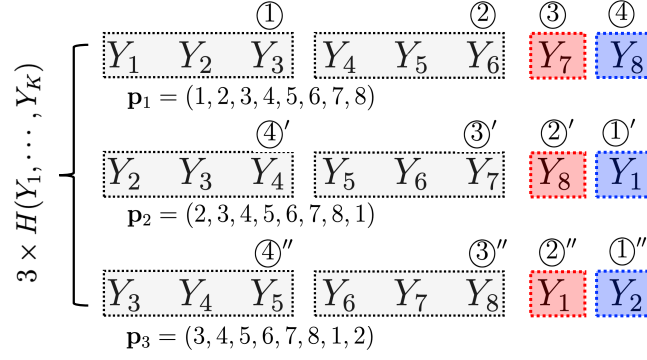


Fig. 3: Message grouping under chain rule of conditional entropy, $(K, B) = (8, 3)$.

This completes the proof of $R_{Z_\Sigma} \geq \max\{1, K/B - 1\}$. It is worth noting that the core idea of the above proof lies in the careful selection of conditional entropy terms whose combinations give rise to new inputs. A complete illustration of this converse argument is provided in the following example.

Example 2 (Illustration of Converse Technique): Consider $K = 8$ and $B = 3$. In Fig. 3, each row represents a specific arrangement of the messages Y_1, \dots, Y_8 according to the permutation vectors $\mathbf{p}_1 = (1, 2, \dots, 8)$, $\mathbf{p}_2 = (2, 3, \dots, 8, 1)$ and $\mathbf{p}_3 = (3, 4, \dots, 8, 1, 2)$, respectively. These permutations represent 3 different ways to apply the chain rule of entropy to decompose $H(Y_1, \dots, Y_8)$ into 4 smaller conditional entropy terms. The circled number above each message indicates its position in the ordering used for applying the chain rule. In particular, we write

$$H(Y_1, \dots, Y_8) = H(Y_{\{1,2,3\}}) + H(Y_{\{4,5,6\}}|Y_{\{1,2,3\}}) + H(Y_7|Y_{1:6}) + H(Y_8|Y_{1:7}), \quad (95)$$

$$H(Y_1, \dots, Y_8) = H(Y_1) + H(Y_8|Y_1) + H(Y_{\{5,6,7\}}|Y_{\{1,8\}}) + H(Y_{\{2,3,4\}}|Y_{\{1,5,6,7,8\}}), \quad (96)$$

$$H(Y_1, \dots, Y_8) = H(Y_2) + H(Y_1|Y_2) + H(Y_{\{6,7,8\}}|Y_{\{1,2\}}) + H(Y_{\{3,4,5\}}|Y_{\{1,2,6,7,8\}}). \quad (97)$$

The idea is that each of the conditional entropy terms represented by the gray blocks contributes one input (i.e., of size L), while the three red and blue blocks together contribute one additional input, respectively. Following (87), we have

$$3H(Z_\Sigma) \geq 3H(Y_1, \dots, Y_8) - 3L \quad (98a)$$

$$= (95) + (96) + (97) - 3L \quad (98b)$$

$$\begin{aligned} &\geq H(Y_{1,2,3}|\{W_k, Z_k\}_{k \in [8] \setminus \{1\}}) + H(Y_{\{4,5,6\}}|Y_{\{1,2,3\}}, \{W_k, Z_k\}_{k \in [8] \setminus \{4\}}) \\ &\quad + H(Y_{\{5,6,7\}}|Y_{\{1,8\}}, \{W_k, Z_k\}_{k \in [8] \setminus \{5\}}) + H(Y_{\{2,3,4\}}|Y_{\{1,5,6,7,8\}}, \{W_k, Z_k\}_{k \in [8] \setminus \{2\}}) \\ &\quad + H(Y_{\{6,7,8\}}|Y_{\{1,2\}}, \{W_k, Z_k\}_{k \in [8] \setminus \{6\}}) + H(Y_{\{3,4,5\}}|Y_{\{1,2,6,7,8\}}, \{W_k, Z_k\}_{k \in [8] \setminus \{3\}}) \\ &\quad + (H(Y_8|Y_{1:7}) + H(Y_1) + H(Y_2)) + (H(Y_7|Y_{1:6}) + H(Y_8|Y_1) + H(Y_1|Y_2)) - 3L \end{aligned} \quad (98c)$$

$$\begin{aligned}
&= \sum_{k \in [1:6]} H(Y_{\mathcal{B}_k} | \{W_{k'}, Z_{k'}\}_{k' \in [8] \setminus \{k\}}) + (H(Y_8 | Y_{1:7}) + H(Y_1) + H(Y_2)) \\
&\quad + (H(Y_7 | Y_{1:6}) + H(Y_8 | Y_1) + H(Y_1 | Y_2)) - 3L \tag{98d}
\end{aligned}$$

$$\geq \sum_{k \in [1:6]} H(Y_{\mathcal{B}_k} | \{W_{k'}, Z_{k'}\}_{k' \in [8] \setminus \{k\}}) + H(Y_{\{8,1,2\}} | Y_{3:7}) + H(Y_{\{7,8,1\}} | Y_{2:6}) - 3L \tag{98e}$$

$$\begin{aligned}
&\geq \sum_{k \in [1:6]} H(Y_{\mathcal{B}_k} | \{W_{k'}, Z_{k'}\}_{k' \in [8] \setminus \{k\}}) + H(Y_{\{8,1,2\}} | Y_{3:7}, \{W_k, Z_k\}_{k \in [8] \setminus \{8\}}) \\
&\quad + H(Y_{\{7,8,1\}} | Y_{2:6}, \{W_k, Z_k\}_{k \in [8] \setminus \{7\}}) - 3L \tag{98f}
\end{aligned}$$

$$= \sum_{k \in [1:8]} H(Y_{\mathcal{B}_k} | \{W_{k'}, Z_{k'}\}_{k' \in [8] \setminus \{k\}}) - 3L \tag{98g}$$

$$\stackrel{(69)}{\geq} 5L, \tag{98h}$$

$$\Rightarrow R_{Z_\Sigma} \geq \frac{5}{3}, \tag{98i}$$

where (98d) and (98g) are because the Y messages being conditioned in the relevant terms can be recovered by the corresponding set of inputs and keys. For example, $H(Y_{\{4,5,6\}} | Y_{\{1,2,3\}}, \{W_k, Z_k\}_{k \in [8] \setminus \{4\}})$ is equal to $H(Y_{\{4,5,6\}} | \{W_k, Z_k\}_{k \in [8] \setminus \{4\}})$ because $\{W_k, Z_k\}_{k \in [8] \setminus \{4\}} \Rightarrow \{Y_1, Y_2, Y_3\}$ since user 4 is associated with relays 4, 5 and 6 and does not contributed to Y_1, Y_2 and Y_3 . \diamond

C. Lower Bound on Individual Key Rate

We prove $R_Z \geq 1/B$ as follows:

$$KBL_Z \geq \sum_{k=1}^K \sum_{i \in \mathcal{B}_k} H(Z_k) \tag{99a}$$

$$\stackrel{(77)}{\geq} \sum_{k=1}^K \sum_{i \in \mathcal{B}_k} H(Z_{k,i}) \tag{99b}$$

$$= \sum_{k=1}^K \sum_{i \in \mathcal{U}_k} H(Z_{i,k}) \tag{99c}$$

$$\geq \sum_{k=1}^K H(\{Z_{i,k}\}_{i \in \mathcal{U}_k}) \tag{99d}$$

$$\stackrel{(81a)-(81f)}{\geq} KL \tag{99e}$$

$$\Rightarrow R_Z \triangleq \frac{L_Z}{L} \geq \frac{1}{B} \tag{99f}$$

where in (99c) we changed the order of the summation. (99e) followed the same steps (81a)-(81f) as in the proof of $R_{Z_\Sigma} \geq 1$ (See Section VI-B).

Example 3 (Converse for Example 1): To illustrate the above converse proof, let us revisit Example 1 and prove

$R_X \geq 1, R_Y \geq 1/2, R_Z \geq 1/2$ and $R_{Z_\Sigma} \geq \max\{1, 1/2\} = 1$ respectively. The communication rate bounds $R_X \geq 1, R_Y \geq 1/2$ follow directly from a straightforward cut-set argument based on Lemma 1, and are omitted here. For the key rates, note that $\mathcal{U}_1 = \{1, 3\}, \mathcal{U}_2 = \{1, 2\}$ and $\mathcal{U}_3 = \{2, 3\}$. Lemma 3 suggests

$$H(Z_{1,1}, Z_{3,1}) \geq H(X_{1,1}) + H(X_{3,1}|W_1, Z_1), \quad (100)$$

$$H(Z_{1,2}, Z_{2,2}) \geq H(X_{1,2}) + H(X_{2,2}|W_1, Z_1), \quad (101)$$

$$H(Z_{2,3}, Z_{3,3}) \geq H(X_{2,3}) + H(X_{3,3}|W_2, Z_2). \quad (102)$$

Therefore,

$$3H(Z_\Sigma) \geq H(Z_{1,1}, Z_{3,1}) + H(Z_{1,2}, Z_{2,2}) + H(Z_{2,3}, Z_{3,3}) \quad (103a)$$

$$\begin{aligned} &\geq H(X_{1,1}) + H(X_{1,2}) + H(X_{2,2}|W_1, Z_1) + H(X_{2,3}) \\ &\quad + H(X_{3,1}|W_1, Z_1) + H(X_{3,3}|W_2, Z_2) \end{aligned} \quad (103b)$$

$$\begin{aligned} &\geq H(X_{1,1}) + H(X_{1,2}) + H(X_{2,2}|W_1, Z_1) + H(X_{2,3}|W_1, Z_1) \\ &\quad + H(X_{3,1}|W_1, Z_1, W_2, Z_2) + H(X_{3,3}|W_1, Z_1, W_2, Z_2) \end{aligned} \quad (103c)$$

$$\geq H(X_{1,1}, X_{1,2}) + H(X_{2,2}, X_{2,3}|W_1, Z_1) + H(X_{3,1}, X_{3,3}|W_1, Z_1, W_2, Z_2) \quad (103d)$$

$$\begin{aligned} &\geq H(X_{1,1}, X_{1,2}|W_2, Z_2, W_3, Z_3) + H(X_{2,2}, X_{2,3}|W_1, Z_1, W_3, Z_3) \\ &\quad + H(X_{3,1}, X_{3,3}|W_1, Z_1, W_2, Z_2) \end{aligned} \quad (103e)$$

$$\stackrel{(68)}{\geq} 3L, \quad (103f)$$

$$\Rightarrow R_{Z_\Sigma} \geq 1 \quad (103g)$$

which establishes the optimality of Example 1.

For the sake of completeness, $R_{Z_\Sigma} \geq 1/2$ is also proved as follows:

$$2H(Z_\Sigma) \geq 2H(Z_1^Y, \dots, Z_K^Y) \quad (104a)$$

$$\stackrel{(84)}{\geq} 2H(Y_1, Y_2, Y_3) - 2L \quad (104b)$$

$$= H(Y_1, Y_2) + H(Y_3|Y_1, Y_2) + H(Y_1) + H(Y_2, Y_3|Y_1) - 2L \quad (104c)$$

$$\geq H(Y_1, Y_2) + H(Y_3|Y_1, Y_2, X_{1,2}, X_{2,2}) + H(Y_1) + H(Y_2, Y_3|Y_1, X_{1,1}, X_{3,1}) - 2L \quad (104d)$$

$$\geq H(Y_1, Y_2) + H(Y_3|Y_1, W_1, Z_1, W_2, Z_2) + H(Y_1) + H(Y_2, Y_3|W_1, Z_1, W_3, Z_3) - 2L \quad (104e)$$

$$\geq H(Y_1, Y_2|W_2, Z_2, W_3, Z_3) + H(Y_3, Y_1|W_1, Z_1, W_2, Z_2) + H(Y_2, Y_3|W_1, Z_1, W_3, Z_3) - 2L \quad (104f)$$

$$\stackrel{(69)}{\geq} 3L - 2L = L, \quad (104g)$$

$$\Rightarrow R_{Z_\Sigma} \geq \frac{H(Z_\Sigma)}{L} \geq \frac{1}{2} \quad (104h)$$

where (104e) is due to the message generation protocol (See (8) and (9)). \diamond

VII. DISCUSSION: IMPOSSIBILITY PROOF OF $R_Z = 1/2$ FOR $B = K = 2$

Theorem 1 fully characterizes the optimal rate region for all $B \leq K - 1$. When $B = K$, i.e., when each user is connected to all relays, and achievable scheme with rates $(R_X = 1, R_Y = 1/(K - 1), R_Z = 1/(K - 1), R_{Z_\Sigma} = 1)$ is provided. In Section VI-C, we derived a lower bound on the individual key rate, namely $R_Z \geq 1/B$, which is tight when $B \leq K - 1$. However, for $B = K$, it remains open whether the bound $R_Z = 1/K$ is achievable. In this section, we demonstrate via the example $B = K = 2$ that the rate tuple $(R_X = 1, R_Y = 1, R_Z = 1/2, R_{Z_\Sigma} = 1)$ is, in fact, *not* achievable. This observation motivates the conjecture that for any $B = K \geq 3$, the rate tuple $(R_X = 1, R_Y = 1/(K - 1), R_Z = 1/K, R_{Z_\Sigma} = 1)$ is likewise not achievable.

Lemma 5: For $B = K = 2$, the rate tuple $(R_X = 1, R_Y = 1, R_Z = 1/2, R_{Z_\Sigma} = 1)$ is not achievable.

Proof: We prove by contradiction. Suppose each input contains L i.i.d. uniform symbols. Let $W_{k,1}$ and $W_{k,2}$ (respectively, $Z_{k,1}$ and $Z_{k,2}$) denote the symbols of W_k (respectively, Z_k) that appear—regardless of how they are encoded—in the messages $X_{k,1}$ and $X_{k,2}$, respectively. More specifically, we have

$$\begin{aligned} H(W_{k,1}, W_{k,2} | W_k) &= 0, \\ H(Z_{k,1}, Z_{k,2} | Z_k) &= 0, \\ H(X_{k,i} | W_{k,i}, Z_{k,i}) &= 0, \quad k, i = 1, 2 \\ H(Y_i | X_{1,i}, X_{2,i}) &= 0, \quad i = 1, 2 \end{aligned} \quad (105)$$

Suppose $R_Z = 1/2$ is achievable, i.e., $H(Z_1) = H(Z_2) \leq L_Z = R_Z L = L/2$. By relay security (at both relays) and Shannon's one-time pad theorem, we know that

$$\begin{aligned} H(W_{k,1}) &\leq H(Z_k) \leq L/2, \\ H(W_{k,2}) &\leq H(Z_k) \leq L/2, \\ \Rightarrow H(W_{k,1}) + H(W_{k,2}) &\leq L, \quad k = 1, 2. \end{aligned} \quad (106)$$

By a simple cut-set bound from user k to both relays, and ultimately to the server, we obtain $H(W_{k,1}, W_{k,2}) \geq L$ as shown in the following lemma:

Lemma 6: It holds that

$$H(W_{k,1}, W_{k,2}) \geq H(W_k) = L, \quad k = 1, 2 \quad (107)$$

Proof: Denote $\bar{k} \triangleq [2] \setminus \{k\}, \forall k = 1, 2$. Then

$$H(W_{k,1}, W_{k,2}) \stackrel{(7)}{=} H(W_{k,1}, W_{k,2} | W_{\bar{k}}, Z_k, Z_{\bar{k}}) \quad (108a)$$

$$\geq I(W_{k,1}, W_{k,2}; W_1 + W_2 | W_{\bar{k}}, Z_k, Z_{\bar{k}}) \quad (108b)$$

$$\stackrel{(7)}{=} H(W_k) - H(W_1 + W_2 | W_{\bar{k}}, Z_k, Z_{\bar{k}}, W_{k,1}, W_{k,2}) \quad (108c)$$

$$\stackrel{(8),(105)}{=} H(W_k) - H(W_1 + W_2 | W_{\bar{k}}, Z_k, Z_{\bar{k}}, W_{k,1}, W_{k,2}, X_{k,1}, X_{k,2}, X_{\bar{k},1}, X_{\bar{k},2}) \quad (108d)$$

$$\geq H(W_k) - H(W_1 + W_2 | X_{k,1}, X_{k,2}, X_{\bar{k},1}, X_{\bar{k},2}) \quad (108e)$$

$$\stackrel{(9)}{=} H(W_k) - H(W_1 + W_2 | X_{k,1}, X_{k,2}, X_{\bar{k},1}, X_{\bar{k},2}, Y_1, Y_2) \quad (108f)$$

$$\geq H(W_k) - H(W_1 + W_2 | Y_1, Y_2) \quad (108g)$$

$$\stackrel{(10)}{=} H(W_k) = L, \quad (108h)$$

which implies $H(W_{k,1}, W_{k,2}) \geq H(W_k), k = 1, 2$. ■

Combining (106) and (107), we have

$$H(W_{k,1}) = H(W_{k,2}) = L/2, \quad k = 1, 2 \quad (109)$$

The equality in (109) is intuitive. On one hand, the key rate $R_Z = 1/2$ limits the maximum number of input symbols that can be protected from each relay to at most $L/2$; On the other hand, due to the input sum recovery requirement (10) by the server, a total of at least $L = H(W_k)$ input symbols must be transmitted through the two outgoing links from user k . These two aspects together result in the equality in (109).

By relay security, it holds that

$$H(X_{k,i}) \leq H(Z_{k,i}) \leq H(Z_k) = L/2, \quad k, i = 1, 2 \quad (110)$$

which is because, for example,

$$\begin{aligned} H(X_{1,1}) &= H(X_{1,1} | W_1) + \underbrace{I(X_{1,1}; W_1)}_{=0 \text{ (Relay security at Relay 1)}} \\ &= H(X_{1,1} | W_1, W_{1,1}) \\ &\leq H(X_{1,1} | W_{1,1}) \\ &\leq H(X_{1,1}, Z_{1,1} | W_{1,1}) \\ &= H(Z_{1,1} | W_{1,1}) + \underbrace{H(X_{1,1} | W_{1,1}, Z_{1,1})}_{\stackrel{(105)}{=} 0} \\ &= H(Z_{1,1} | W_{1,1}) \end{aligned}$$

$$\leq H(Z_{1,1}) \leq H(Z_1) = L/2. \quad (111)$$

Because $H(X_{1,1}, X_{2,1}) \leq H(X_{1,1}) + H(X_{2,1}) \stackrel{(110)}{\leq} H(Z_1) + H(Z_2) = L$ and similarly $H(X_{1,2}, X_{2,2}) \leq L$, we have

$$\begin{aligned} H(X_{1,1}, X_{2,1}|Y_1) &= \underbrace{H(Y_1|X_{1,1}, X_{2,1})}_{\stackrel{(105)}{=}0} + H(X_{1,1}, X_{2,1}) - H(Y_1) \\ &= H(X_{1,1}, X_{2,1}) - H(Y_1) \stackrel{(110)}{\leq} L - H(Y_1), \end{aligned} \quad (112)$$

$$H(X_{1,2}, X_{2,2}|Y_2) \leq L - H(Y_2). \quad (113)$$

Also because $R_Y^H \geq 1$, i.e., $H(Y_1) + H(Y_2) \geq 2L$ as shown in (73), we have

$$H(X_{1,1}, X_{2,1}|Y_1) + H(X_{1,2}, X_{2,2}|Y_2) \stackrel{(112),(113)}{\leq} 2L - (H(Y_1) + H(Y_2)) \leq 0 \quad (114a)$$

which implies

$$H(X_{1,k}, X_{2,k}|Y_k) = 0, \quad k = 1, 2. \quad (115)$$

This, together with (105), implies that there exists a one-to-one correspondence between Y_i and $(X_{1,i}, X_{2,i})$, $i = 1, 2$ respectively. As a result,

$$\begin{aligned} 0 &\stackrel{(11)}{=} I(Y_1, Y_2; W_1, W_2|W_1 + W_2) \\ &\stackrel{(115)}{=} I(Y_1, X_{1,1}, Y_2, X_{1,2}; W_1, W_2|W_1 + W_2) \end{aligned} \quad (116a)$$

$$\geq I(X_{1,1}, X_{1,2}; W_1|W_1 + W_2) \quad (116b)$$

$$= H(W_1|W_1 + W_2) - H(W_1|W_1 + W_2, X_{1,1}, X_{1,2}) \quad (116c)$$

$$\geq H(W_1) - H(W_1|X_{1,1}, X_{1,2}) \quad (116d)$$

$$= I(W_1; X_{1,1}, X_{1,2}) \quad (116e)$$

$$= H(X_{1,1}, X_{1,2}) - H(X_{1,1}, X_{1,2}|W_1) \quad (116f)$$

$$\stackrel{(68)}{\geq} H(W_1) - H(X_{1,1}, X_{1,2}|W_1) \quad (116g)$$

$$\geq H(W_1) - H(X_{1,1}, Z_{1,1}, X_{1,2}, Z_{1,2}|W_1) \quad (116h)$$

$$= H(W_1) - H(Z_{1,1}, Z_{1,2}|W_1) - \underbrace{H(X_{1,1}, X_{1,2}|W_1, Z_{1,1}, Z_{1,2})}_{\stackrel{(105)}{=}0} \quad (116i)$$

$$\geq H(W_1) - H(Z_{1,1}, Z_{1,2}) \quad (116j)$$

$$\stackrel{(105)}{\geq} L - H(Z_1) \geq L/2 \quad (116k)$$

where (116g) is due to the cut-set bound on W_1 given in Lemma 1. We reached a contradiction that $0 \geq L/2$, which violates server security, indicating the rate tuple $(R_X = 1, R_Y = 1, R_Z = 1/2, R_{Z_\Sigma} = 1)$ is not achievable. Note that in the above impossibility proof, apart from the security constraints, only the condition $R_Y \geq 1$ was used; neither $R_X = 1$ nor $R_{Z_\Sigma} = 1$ was invoked. This implies that relaxing R_X or R_{Z_Σ} (i.e., allowing higher rates) does not resolve the contradiction in (116). Consequently, $R_Z = 1/2$ is not achievable. ■

VIII. CONCLUSION

In this work, we studied secure aggregation in a hierarchical network with cyclic wrap-around association, where users connect to the aggregation server via an intermediate layer of relays. A fundamental trade-off between the association number B and the communication and key rates was identified. Specifically, when $B \leq K - 1$, we completely characterized the optimal rate region, which shows that the optimal relay-to-server communication rate and the individual key rate are inversely proportional to B , the optimal user-to-relay communication remains constant, and the source key rate also decreases with B but is lower-bounded by one. Our contribution consists of a novel security key and communication scheme design, as well a matching converse proof. Compared to the existing single-association HSA, allowing multiple associations enables each user to distribute its input across multiple relays, creating coding opportunities among the relays that enhance both communication and key generation rates. Without the security constraints, such coding opportunities have been explored in the context of communication-efficient gradient coding (GC) [47]. Our results showed that when $B \leq K - 1$, the same relay-to-server communication rate as in GC can be achieved under a non-trivial key design, implying that security does not incur additional communication overhead. However, when $B = K$, the optimal relay-to-server communication rate cannot be reduced below $1/(K - 1)$ —which is strictly higher than the $1/K$ rate in GC—indicating an extra cost incurred by enforcing security. To summarize, we characterized the optimal rate region for all $B \leq K - 1$ and proposed an achievable scheme for the case $B = K$.

Several future directions can be considered: 1) More general association patterns, such as allowing each user to associate with an arbitrary number of relays—possibly subject to a minimum cardinality constraint, as studied in [41]; 2) Incorporating collusion resilience, to address scenarios where a subset of users may collude with the relays and/or the server to compromise security. More generally, collusion among relays and the server can also be considered.

REFERENCES

- [1] B. McMahan, E. Moore, D. Ramage, S. Hampson, and B. A. y Arcas, “Communication-efficient learning of deep networks from decentralized data,” in *Artificial intelligence and statistics*. PMLR, 2017, pp. 1273–1282.
- [2] J. Konečný, H. B. McMahan, F. X. Yu, P. Richtárik, A. T. Suresh, and D. Bacon, “Federated learning: Strategies for improving communication efficiency,” *arXiv preprint arXiv:1610.05492*, vol. 8, 2016.

- [3] P. Kairouz, H. B. McMahan, B. Avent, A. Bellet, M. Bennis, A. N. Bhagoji, K. Bonawitz, Z. Charles, G. Cormode, R. Cummings *et al.*, “Advances and open problems in federated learning,” *Foundations and trends® in machine learning*, vol. 14, no. 1–2, pp. 1–210, 2021.
- [4] N. Rieke, J. Hancox, W. Li, F. Milletari, H. R. Roth, S. Albarqouni, S. Bakas, M. N. Galtier, B. A. Landman, K. Maier-Hein *et al.*, “The future of digital health with federated learning,” *NPJ digital medicine*, vol. 3, no. 1, pp. 1–7, 2020.
- [5] T. Yang, G. Andrew, H. Eichner, H. Sun, W. Li, N. Kong, D. Ramage, and F. Beaufays, “Applied federated learning: Improving google keyboard query suggestions,” *arXiv preprint arXiv:1812.02903*, 2018.
- [6] H. Chen, J. Ding, E. W. Tramel, S. Wu, A. K. Sahu, S. Avestimehr, and T. Zhang, “Self-aware personalized federated learning,” *Advances in Neural Information Processing Systems*, vol. 35, pp. 20 675–20 688, 2022.
- [7] B. Pfizner, N. Steckhan, and B. Arnrich, “Federated learning in a medical context: a systematic literature review,” *ACM Transactions on Internet Technology (TOIT)*, vol. 21, no. 2, pp. 1–31, 2021.
- [8] N. Bouacida and P. Mohapatra, “Vulnerabilities in federated learning,” *IEEE Access*, vol. 9, pp. 63 229–63 249, 2021.
- [9] J. Geiping, H. Bauermeister, H. Dröge, and M. Moeller, “Inverting gradients-how easy is it to break privacy in federated learning?” *Advances in neural information processing systems*, vol. 33, pp. 16 937–16 947, 2020.
- [10] V. Mothukuri, R. M. Parizi, S. Pouriyeh, Y. Huang, A. Dehghantanha, and G. Srivastava, “A survey on security and privacy of federated learning,” *Future Generation Computer Systems*, vol. 115, pp. 619–640, 2021.
- [11] K. Bonawitz, V. Ivanov, B. Kreuter, A. Marcedone, H. B. McMahan, S. Patel, D. Ramage, A. Segal, and K. Seth, “Practical secure aggregation for federated learning on user-held data,” *arXiv preprint arXiv:1611.04482*, 2016.
- [12] —, “Practical secure aggregation for privacy-preserving machine learning,” in *proceedings of the 2017 ACM SIGSAC Conference on Computer and Communications Security*, 2017, pp. 1175–1191.
- [13] Y. Zhao and H. Sun, “Information theoretic secure aggregation with user dropouts,” *IEEE Transactions on Information Theory*, vol. 68, no. 11, pp. 7471–7484, 2022.
- [14] K. Wei, J. Li, M. Ding, C. Ma, H. H. Yang, F. Farokhi, S. Jin, T. Q. Quek, and H. V. Poor, “Federated learning with differential privacy: Algorithms and performance analysis,” *IEEE transactions on information forensics and security*, vol. 15, pp. 3454–3469, 2020.
- [15] R. Hu, Y. Guo, H. Li, Q. Pei, and Y. Gong, “Personalized federated learning with differential privacy,” *IEEE Internet of Things Journal*, vol. 7, no. 10, pp. 9530–9539, 2020.
- [16] Y. Zhao, J. Zhao, M. Yang, T. Wang, N. Wang, L. Lyu, D. Niyato, and K.-Y. Lam, “Local differential privacy-based federated learning for internet of things,” *IEEE Internet of Things Journal*, vol. 8, no. 11, pp. 8836–8853, 2020.
- [17] G. Andrew, O. Thakkar, B. McMahan, and S. Ramaswamy, “Differentially private learning with adaptive clipping,” *Advances in Neural Information Processing Systems*, vol. 34, pp. 17 455–17 466, 2021.
- [18] M. Yemini, R. Saha, E. Ozfatura, D. Gündüz, and A. J. Goldsmith, “Robust semi-decentralized federated learning via collaborative relaying,” *IEEE Transactions on Wireless Communications*, 2023.
- [19] F. Po-Chen Lin and C. Brinton, “Differential privacy in hierarchical federated learning: A formal analysis and evaluation,” *arXiv e-prints*, pp. arXiv–2401, 2024.
- [20] J. So, B. Güler, and A. S. Avestimehr, “Turbo-aggregate: Breaking the quadratic aggregation barrier in secure federated learning,” *IEEE Journal on Selected Areas in Information Theory*, vol. 2, no. 1, pp. 479–489, 2021.
- [21] S. Kadhe, N. Rajaraman, O. O. Koyluoglu, and K. Ramchandran, “Fastsecagg: Scalable secure aggregation for privacy-preserving federated learning,” *arXiv preprint arXiv:2009.11248*, 2020.
- [22] A. R. Elkordy and A. S. Avestimehr, “Heterosag: Secure aggregation with heterogeneous quantization in federated learning,” *IEEE Transactions on Communications*, vol. 70, no. 4, pp. 2372–2386, 2022.
- [23] Z. Liu, J. Guo, K.-Y. Lam, and J. Zhao, “Efficient dropout-resilient aggregation for privacy-preserving machine learning,” *IEEE Transactions on Information Forensics and Security*, vol. 18, pp. 1839–1854, 2022.

- [24] T. Jahani-Nezhad, M. A. Maddah-Ali, S. Li, and G. Caire, “Swiftagg+: Achieving asymptotically optimal communication loads in secure aggregation for federated learning,” *IEEE Journal on Selected Areas in Communications*, vol. 41, no. 4, pp. 977–989, 2023.
- [25] A. Shamir, “How to share a secret,” *Communications of the ACM*, vol. 22, no. 11, pp. 612–613, 1979.
- [26] C. E. Shannon, “Communication theory of secrecy systems,” *The Bell system technical journal*, vol. 28, no. 4, pp. 656–715, 1949.
- [27] Y. Zhao and H. Sun, “Secure summation: Capacity region, groupwise key, and feasibility,” *IEEE Transactions on Information Theory*, 2023.
- [28] J. So, C. He, C.-S. Yang, S. Li, Q. Yu, R. E. Ali, B. Guler, and S. Avestimehr, “Lightsecagg: a lightweight and versatile design for secure aggregation in federated learning,” *Proceedings of Machine Learning and Systems*, vol. 4, pp. 694–720, 2022.
- [29] T. Jahani-Nezhad, M. A. Maddah-Ali, S. Li, and G. Caire, “Swiftagg: Communication-efficient and dropout-resistant secure aggregation for federated learning with worst-case security guarantees,” in *2022 IEEE International Symposium on Information Theory (ISIT)*. IEEE, 2022, pp. 103–108.
- [30] K. Wan, X. Yao, H. Sun, M. Ji, and G. Caire, “On the information theoretic secure aggregation with uncoded groupwise keys,” *IEEE Transactions on Information Theory*, 2024.
- [31] K. Wan, H. Sun, M. Ji, T. Mi, and G. Caire, “The capacity region of information theoretic secure aggregation with uncoded groupwise keys,” *IEEE Transactions on Information Theory*, 2024.
- [32] Y. Zhao and H. Sun, “Mds variable generation and secure summation with user selection,” *arXiv preprint arXiv:2211.01220*, 2022.
- [33] —, “The optimal rate of mds variable generation,” in *2023 IEEE International Symposium on Information Theory (ISIT)*. IEEE, 2023, pp. 832–837.
- [34] Z. Li, Y. Zhao, and H. Sun, “Weakly secure summation with colluding users,” in *2023 IEEE International Symposium on Information Theory (ISIT)*. IEEE, 2023, pp. 2398–2403.
- [35] —, “Weakly secure summation with colluding users,” 2023. [Online]. Available: <https://arxiv.org/abs/2304.09771>
- [36] H. Sun, “Secure aggregation with an oblivious server,” *arXiv preprint arXiv:2307.13474*, 2023.
- [37] X. Yuan and H. Sun, “Vector linear secure aggregation,” *arXiv preprint arXiv:2502.09817*, 2025.
- [38] X. Zhang, K. Wan, H. Sun, S. Wang, M. Ji, and G. Caire, “Optimal communication and key rate region for hierarchical secure aggregation with user collusion,” *arXiv preprint arXiv:2410.14035*, 2024.
- [39] —, “Optimal rate region for key efficient hierarchical secure aggregation with user collusion,” in *2024 IEEE Information Theory Workshop (ITW)*, 2024, pp. 573–578.
- [40] M. Egger, C. Hofmeister, A. Wachter-Zeh, and R. Bitar, “Private aggregation in hierarchical wireless federated learning with partial and full collusion,” 2024. [Online]. Available: <https://arxiv.org/abs/2306.14088>
- [41] Q. Lu, J. Cheng, W. Kang, and N. Liu, “Capacity of hierarchical secure coded gradient aggregation with straggling communication links,” *arXiv preprint arXiv:2412.11496*, 2024.
- [42] M. Egger, C. Hofmeister, A. Wachter-Zeh, and R. Bitar, “Private aggregation in wireless federated learning with heterogeneous clusters,” in *2023 IEEE International Symposium on Information Theory (ISIT)*. IEEE, 2023, pp. 54–59.
- [43] M. Wigger, R. Timo, and S. Shamai Shitz, “Conferencing in wyner’s asymmetric interference network: Effect of number of rounds,” *IEEE Transactions on Information Theory*, vol. 63, no. 2, pp. 1199–1226, 2017.
- [44] M. Zhang, K. Wan, M. Cheng, and G. Caire, “Coded caching for two-dimensional multi-access networks with cyclic wrap around,” *IEEE Transactions on Information Theory*, vol. 70, no. 1, pp. 30–50, 2024.
- [45] E. Peter, K. K. Namboodiri, and B. S. Rajan, “Multi-antenna coded caching for multi-access networks with cyclic wrap-around,” in *2024 IEEE Wireless Communications and Networking Conference (WCNC)*. IEEE, 2024, pp. 1–6.
- [46] B. Serbetci, E. Parrinello, and P. Elia, “Multi-access coded caching: gains beyond cache-redundancy,” in *2019 IEEE Information Theory Workshop (ITW)*. IEEE, 2019, pp. 1–5.
- [47] M. Ye and E. Abbe, “Communication-computation efficient gradient coding,” in *International Conference on Machine Learning*. PMLR, 2018, pp. 5610–5619.

- [48] R. Tandon, Q. Lei, A. G. Dimakis, and N. Karampatziakis, "Gradient coding: Avoiding stragglers in distributed learning," in *International Conference on Machine Learning*. PMLR, 2017, pp. 3368–3376.
- [49] R. M. Gray *et al.*, "Toeplitz and circulant matrices: A review," *Foundations and Trends® in Communications and Information Theory*, vol. 2, no. 3, pp. 155–239, 2006.
- [50] E. A. Rawashdeh, "A simple method for finding the inverse matrix of vandermonde matrix," *Matematicki vesnik*, vol. 3, no. 71, pp. 207–213, 2019.