

Boris Malashenko, Ivan Jarsky, Valeria Efimova

LEVERAGING LARGE LANGUAGE MODELS FOR SCALABLE VECTOR GRAPHICS PROCESSING: A REVIEW

Abstract. In recent years, rapid advances in computer vision have significantly improved the processing and generation of raster images. However, vector graphics, which is essential in digital design, due to its scalability and ease of editing, have been relatively understudied. Traditional vectorization techniques, which are often used in vector generation, suffer from long processing times and excessive output complexity, limiting their usability in practical applications. The advent of large language models (LLMs) has opened new possibilities for the generation, editing, and analysis of vector graphics, particularly in the SVG format, which is inherently text-based and well-suited for integration with LLMs.

This paper provides a systematic review of existing LLM-based approaches for SVG processing, categorizing them into three main tasks: generation, editing, and understanding. We observe notable models such as IconShop, StrokeNUWA, and StarVector, highlighting their strengths and limitations. Furthermore, we analyze benchmark datasets designed for assessing SVG-related tasks, including SVGEEditBench, VGBench, and SGP-Bench, and conduct a series of experiments to evaluate various LLMs in these domains. Our results demonstrate that for vector graphics reasoning-enhanced models outperform standard LLMs, particularly in generation and understanding tasks. Furthermore, our findings underscore the need to develop more diverse and richly annotated datasets to further improve LLM capabilities in vector graphics tasks.

§1. Introduction

In recent years, there has been a significant breakthrough in the field of computer vision, particularly in image generation and processing. Modern machine learning models [7, 30, 31, 40] demonstrate impressive results when working with raster images, enabling advancements in graphic design, art, and data visualization. At the same time, vector graphics are also

Key words and phrases: Scalable Vector Graphics (SVGs) and Large Language Models (LLMs) and Image Generation.

```

<svg width="100" height="100" viewBox="0 0 100 100"
xmlns="http://www.w3.org/2000/svg">
  <circle cx="50" cy="50" r="45" fill="#ff0"
stroke="#000" stroke-width="2"/>
  <circle cx="35" cy="40" r="5"/>
  <circle cx="65" cy="40" r="5"/>
  <path d="M30 65q20 15 40 0" stroke="#000" stroke-
width="3" fill="none"/>
</svg>

```



Fig. 1. Example of smiley face in SVG format (left) and its rasterized analogue (right).

widely used in digital design. Vector graphics have a fundamentally different structure and offer several advantages, including scalability without quality loss, compact representation, and ease of editing.

Vector images are based on mathematical descriptions of shapes such as lines, curves, polygons, and text elements. Unlike raster images, which consist of pixels, vector images store shape information as a set of coordinates and instructions, making them ideal for use in design, web development, and printed media. The most popular vector graphics format is SVG (Scalable Vector Graphics), which is based on XML markup.

Graphical elements in SVG files are text-based and are described using XML tags. For instance, a basic image in SVG format can be depicted as shown in Figure 1. This approach allows easy editing using text editors and automated modifications using software tools. Moreover, SVG supports CSS styling and dynamic manipulation with JavaScript, making it particularly useful for web applications and interactive graphics.

Despite the clear value of vector graphics, the development of methods for their automatic generation and processing is still in its early stages. The earliest pioneering models for vector graphics generation [6, 18, 21, 28] produced relatively simple images that were often noisy and distorted. However, their quality was insufficient for industrial use. A significant breakthrough in this area came with the introduction of DiffVG [20], which enabled iterative vectorization of raster images with subsequent optimization of coordinates and other shape parameters. This led to the development of multiple optimization-based methods for image vectorization [15, 22, 39] and vector domain-specific style transfer methods [14, 19, 32].

Furthermore, the advent of diffusion models [23, 30, 31, 40] has significantly improved the quality of generated raster images, facilitating substantial improvements in vector image generation through vectorization techniques [16, 39]. The high fidelity of diffusion-generated images provides a robust foundation for vectorization processes, leading to more accurate and visually coherent vector outputs. Moreover, these advancements have enabled the optimization of vectorized representations through Score Distillation Sampling (SDS) [26] loss, which refines the generated vector images by leveraging the gradients of diffusion models, thereby improving their structural consistency and overall quality.

However, existing machine learning-based vectorization methods [2, 3, 15, 20, 22] still face several serious challenges [12]. At first, they often require more than 10 minutes to process one image, especially when handling high-quality source images. Secondly, vectorization algorithms can generate an excessive number of primitives, making manual editing and post-processing utterly difficult. Additionally, traditional approaches do not allow designers to intuitively control the generation and editing process using text-based queries, limiting their practical applicability.

The study presented in [17], which focuses on generating SVGs, deliberately avoids utilizing DiffVG due to its inefficiency and frequent failures. Instead, the authors propose a novel generating approach based on a diffusion process. However, this process operates unconditionally and requires further investigation and refinement to enhance its effectiveness.

The emergence of large language models (LLMs) [1, 11, 42] has introduced new possibilities for vector graphics generation and processing, because vector files in SVG format are text-based. XML-based structure makes SVGs an ideal medium for interaction with language models, as LLMs can generate, analyze, and edit SVG code, enabling users to work with vector graphics using natural language commands. This approach simplifies the creation of complex graphic elements, reduces the effort of designers and developers, and fosters new techniques for automated image generation.

It is important to note that research on applying large language models to SVG has already started, with several studies demonstrating the potential of this approach. Specifically, some works [4, 35, 45] showcase the feasibility of automatic SVG generation based on textual descriptions, as well as the application of LLMs for editing and optimizing existing vector

images. These studies lay the groundwork for future technological advancements that combine the power of language models with the flexibility of vector formats.

We believe that, at present, language models are the only viable versatile approach for processing vector images. In this paper, we explore existing methods for generating and processing vector graphics using LLMs, analyze their advantages and limitations, and discuss the future prospects of this field.

Our contributions are as follows:

- We systematize approaches to vector graphics processing with LLMs.
- We verify and reassess prior research findings.
- We evaluate recently appeared LLMs, including novel reasoning models, for vector graphics tasks.

In this paper, we explore the role of large language models (LLMs) in vector graphics processing, highlighting their potential and drawbacks in SVG generation, editing, and understanding tasks. Section 2 provides an overview of existing LLM-based models capable of SVG processing. Section 3 presents a detailed analysis of benchmark datasets and evaluation frameworks used to assess LLMs’ capabilities in vector-related tasks, covering Image-text bridging, SVGEEditBench [24], SVG Taxonomy [41], VGBench [45], and SGP-Bench [27]. Section 4 describes our experimental methodology, including evaluation metrics, implementation details, and the systematized results obtained in our study. Finally, Section 5 summarizes our findings, discusses limitations, and outlines future directions for research in this field.

§2. LLM-Based models capable of SVG processing

In this section, we present a review of existing approaches for vector graphic processing that leverage the capabilities of LLMs. Our focus is on (1) specialized models explicitly designed for vector graphics, (2) general-purpose LLMs. We exclude methods that rely on vectorization techniques, because while being effective in certain contexts, they are often computationally intensive and impractical for real-world applications. Additionally, this review does not cover models for text-to-image generation that do not utilize LLMs, since in this research we explore the current capabilities and potential improvements of LLMs in the domains of vector graphic generation, editing, and analysis – areas where LLMs offer distinct advantages.

2.1. **IconShop.** One of the first models leveraging LLM for vector image generation is the IconShop model [37], which employs a Transformer Decoder-based autoregressive approach to generate vector icons by effectively capturing long-range dependencies within an SVG sequence. The model’s architecture consists of three main modules: an SVG embedding module, which encodes vector icon sequences using a learnable embedding matrix; a text embedding module, leveraging pre-trained BERT [9] tokenization to process input textual description; and a Transformer Decoder module, which finally generates text tokens of synthesized SVG image. The model operates within a constrained 100×100 bounding box, encoding SVG elements as tokenized sequences that include command types, coordinate arguments, and special markers. During training, text and SVG sequences are padded and concatenated together to a fixed length, allowing the autoregressive transformer to predict the next token based on previous inputs.

The IconShop model was trained on the FIGR8 dataset [8], which consists of black-and-white images paired with simple, often monosyllabic text labels. Although this dataset provides a suitable foundation for the initial exploration of vector image generation using LLMs, its simplicity also imposes certain limitations. The restricted complexity and diversity of the FIGR8 dataset hinder the model’s ability to generate complex and varied images when faced with complex prompts. This highlights the need for more diverse and richly annotated datasets to fully utilize the potential of state-of-the-art models in the task of generating complex vector graphics.

2.2. **StrokeNUWA.** Another model connected to LLMs for vector image generation is the StrokeNUWA [33] approach. The authors adapted the successful autoregressive image generation approach based on VQ-VAE [36] to operating vector graphics. Similarly to raster images, StrokeNUWA utilizes VQ-VAE to convert vector images into a compressed representation as a sequence of tokens. Subsequently, an Encoder-Decoder Language Model generates vector images from textual descriptions. During training, the encoder remains frozen, meanwhile the decoder constructs its token vocabulary based on VQ-VAE and is responsible for the autoregressive generation of these tokens. The resulting token sequence is then decoded by the VQ-VAE decoder to reconstruct the final image.

Despite its novel approach, the results presented by the authors are limited to simple images composed of unfilled curved lines. This raises

concerns about the model’s applicability in practical settings, as its current capabilities appear significantly constrained.

2.3. StarVector. A recently introduced model, StarVector [29], enables the generation of vector images conditioned on textual prompts or input raster images. In this work, the authors present a Multi-Modal Large Language Model (MLLM) trained to process conditioning tokens derived from either an image encoder [10] or textual input. The model operates in an autoregressive manner, generating tokens that represent the output vector image based on the given conditioning input.

The study addresses three interrelated tasks: vector image generation from textual descriptions, raster-to-vector conversion, and diagram generation. To facilitate a comprehensive evaluation, the authors introduce multiple datasets of varying complexity. The assessment of model performance is conducted using their custom benchmarking framework, SVG-Bench [29]. For image vectorization, in addition to standard metrics such as MSE, SSIM, and LPIPS, the authors employ DinoScore [25] and further assess the number of generated tokens and conduct user studies. In the text-to-image generation task, the evaluation is based on FID, CLIP-FID, and CLIP Score metrics.

The reported results are promising, demonstrating the model’s capability to produce high-quality vector images. However, despite its effectiveness, the generated images still exhibit noticeable artifacts, particularly when processing complex prompts. Moreover, reproducibility remains an issue, as the authors have not yet released the code, pre-trained models, benchmarks, or datasets.

2.4. Empowering LLMs to Understand and Generate Complex Vector Graphics. One of the most recent models for vector image generation and analysis using LLMs is SVG4LLM, introduced in [38]. In this work, the authors propose the new Vision-Language Large Model (VLLM) while introducing a key innovation: the integration of SVG-specific tokens into the shared token vocabulary. This enhancement enables the model to better capture the structural characteristics of the SVG code, leading to more accurate and coherent generation and analysis of vector graphics.

In addition, the study focuses on the challenge of annotating SVG images. To address this, the authors curated a specialized annotated dataset, which was utilized during training to improve the model’s understanding of vector graphics. The reported results demonstrate strong performance,

showcasing the potential of the model in both generation and analysis tasks. However, it is important to note that the dataset, source code, and trained model weights have not yet been released publicly. As a result, independent verification of the reported findings is currently impossible.

2.5. General-Purpose LLMs. Models, such as GPT-4 [1], LLaMA [11], and Qwen [42], have demonstrated impressive capabilities in a wide range of natural language processing (NLP) tasks, but their application to vector graphics remains underexplored. Unlike specialized models trained explicitly for SVG generation and manipulation, general-purpose LLMs possess broad adaptability and a vast pre-trained knowledge base, enabling them to reason about and process SVG code without domain-specific fine-tuning. Recent studies suggest that while these models can perform basic SVG-related tasks – such as code generation, semantic understanding, and structural editing – their effectiveness remains inconsistent, especially when dealing with intricate vector compositions. Moreover, the reliance on tokenization strategies optimized for textual data often leads to inefficiencies when encoding geometric primitives and SVG-specific commands. Despite these challenges, the flexibility of general-purpose LLMs could make them a valuable tool for exploratory research in SVG processing, particularly when combined with fine-tuning or retrieval-augmented generation techniques. As the capabilities of foundation models continue to expand, their role in vector graphics processing is likely to grow, driving the need for improved tokenization strategies and fine-grained task-specific adaptation.

§3. Benchmarks

Scalable Vector Graphics (SVG), being a text-based format, aligns well with LLMs, allowing direct manipulation without rasterization. Although early studies [4, 35] have shown that models like GPT can interpret and edit SVG, they mainly emphasize qualitative examples rather than systematic evaluation. To truly assess LLMs’ capabilities in processing vector graphics, standardized benchmarks and metrics are essential. This section examines recent efforts to establish such benchmarks.

3.1. Image-text bridging. The paper [5] presents the first systematic approach to evaluate LLMs on visual understanding tasks using SVG as a bridge between image and text data. To explore the visual reasoning capabilities of LLMs, the authors tested models on a range of tasks, including

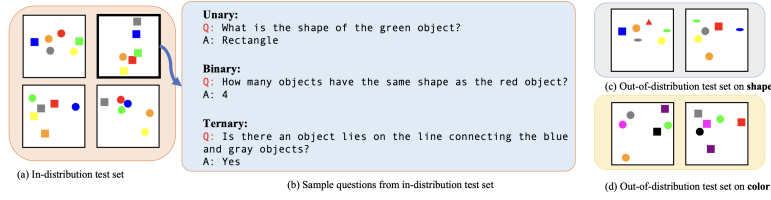


Fig. 2. Image-text bridging [5] dataset curation. The figure is adapted from original paper.

visual question answering, image classification under distribution shifts, few-shot learning, and image generation through visual prompting. An example for one of the tasks is presented on Figure 2.

The results showed that GPT-4 performed moderate in understanding and working with SVG representations, especially in visual reasoning and answering questions. However, the models struggled with tasks requiring delicate visual details. While the study highlighted the potential of LLMs to handle a range of visual tasks without explicit visual encoders, it also exposed current limitations, suggesting that enhanced SVG representations may be needed for more complex visual reasoning.

3.2. SVGEEditBench. Another benchmark, called SVGEEditBench [24], is specifically designed to quantitatively evaluate LLMs abilities to edit SVG. The benchmark consists of six distinct editing tasks: changing colors, setting contours, cropping to half, rotating, applying transformations, and compressing SVG code, which allows a comprehensive evaluation of model performance (see examples in Figure 3).

By providing structured prompts and using clear quantitative metrics like Mean Squared Error (MSE) and compression ratios, the benchmark enables direct comparison in editing tasks.

The experimental results demonstrated that GPT-4 consistently outperformed GPT-3.5 across almost all tasks, showing superior accuracy in applying edits and understanding SVG structures. GPT-4 also displayed more sophisticated strategies, like optimizing code through intelligent smoothing in compression tasks. Despite these strengths, the study highlighted that even advanced models sometimes struggle with complex editing tasks, particularly when precision in SVG syntax is required.







Query:	Task [change color]:	Task [set contour]:	Task [upside down]:	Task [transparency]:	Task [crop to half]:
The following code is the SVG code for the emoji 'circled latin capital letter m'.	Please generate an SVG code that changes the part of the emoji with a #FFF color to red.	Please generate an SVG code that draws a black line around the part of the emoji with a #FFF color.	Please flip this emoji upside down.	Please make this emoji transparent by half.	Please trim the right half and keep the left half.
Query SVG:	Ground truth:	Ground truth:	Ground truth:	Ground truth:	Ground truth:
					

Fig. 3. Example of all tasks except compression for a single sample from SVGEEditBench [24].

3.3. SVG Taxonomy. Visual analytics is one of the SVG’s possible applications, enabling the automation of tasks such as statistical analysis, data filtering, and other data workflow processes. SVG’s code-based structure allows for complex visual manipulations, improving efficiency and accessibility in data exploration. The paper [41] examines how well LLMs can handle such tasks on SVG-based charts.

The study used GPT-4-turbo [1] with zero-shot prompts to test 10 low-level visual analytic tasks on SVG code. These tasks ranged from basic data extraction to more complex operations involving mathematical reasoning and pattern recognition. The model was also tested on sorting and identifying data distributions, as illustrated in Figure 4, which presents examples of different chart types used in the evaluation.

The results showed that GPT-4-turbo excelled in pattern recognition tasks such as clustering and anomaly detection, but struggled with mathematical tasks, often generating inaccurate or hallucinated results, especially when the charts lacked value labels. Increasing data points amount did not always enhance performance, in certain cases improving numerical accuracy but also increasing the errors number. The study highlights LLMs’ potential and limits in visual analytics, suggesting hybrid methods could improve the results, while better prompts and fine-tuning might overcome current weaknesses.

3.4. VGBench. The authors of the work [45] took a step further by not only evaluating LLMs’ ability to understand or edit vector graphics but generate. In the VGBench, they introduced two key components for comprehensive model assessment: Vector Graphics Question Answering (VGQA)

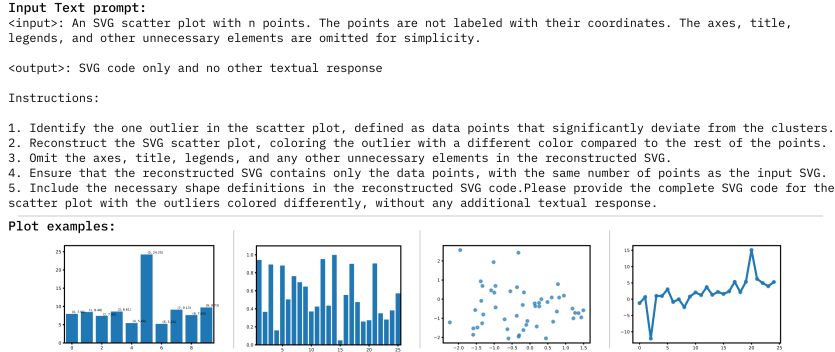


Fig. 4. Example of a versatile prompt and various chart types from the SVG Taxonomy [41] benchmark.

for evaluating vector graphics understanding and Vector Generation (VGen) for assessing generation capabilities.

VGQA focuses on tasks like identifying colors, categories, and usage of depicted subjects across different vector formats such as SVG, TikZ [34], and Graphviz [13]. A semi-automated pipeline was used to create question-answer pairs. Based on rasterized SVG images, GPT-4V [44] generated the initial dataset, which was later filtered out by human annotators to ensure quality. This setup allowed the authors to thoroughly evaluate how well LLMs can interpret various aspects of vector graphics, from basic features to complex semantic relationships, as illustrated in Figure 5.

The VGen assessed the models’ ability to generate vector graphics from textual descriptions. GPT-4V first produced captions for existing images, and LLMs were then asked for generating corresponding vector graphics code based on these descriptions. The quality of the generated graphics was evaluated using CLIP Score and Fréchet Inception Distance (FID), measuring both semantic alignment with the text and visual similarity to the originals. Results showed that LLMs, particularly GPT-4, demonstrated capabilities in both understanding and generating vector graphics, especially for high-level semantic formats such as TikZ and Graphviz. In contrast, a low-level format like SVG, based on geometric primitives, is a greater challenge for the models.





VGQA			VGen
<p>Question:</p>  <p>What is the dominant color of the text icon in the SVG image?</p> <p>Answer:</p> <p>A. Green B. Yellow <u>C. Blue</u> D. Red</p>	<p>Question:</p>  <p>What does this SVG image primarily represent?</p> <p>Answer:</p> <p>A. A mobile phone <u>B. A playing card</u> C. A book D. A photo frame</p>	<p>Question:</p>  <p>What emotion or concept is this SVG image primarily representing?</p> <p>Answer:</p> <p>A. Freedom <u>B. Love or Romance</u> C. Migration D. Solitude</p>	<p>Caption:</p> <p>The image is a simple black and white silhouette of a bottle with a triangular label. The bottle has a narrow neck and a wider base, resembling a typical glass bottle shape. The label has a prominent downward-pointing arrow in the center. The silhouette is stylized and lacks detail, making it suitable for a logo or an icon representing a bottle.</p> <p>Ground truth image:</p> 

Fig. 5. Examples of VGQA tasks for color, category, and usage, along with a sample from VGen – both subtasks of VGBench. Ground truth answers are highlighted.

3.5. SGP-Bench. In the paper [27], the authors follow a novel approach by not only evaluating LLMs’ abilities to understand vector graphics code (symbolic graphics programs, SGP), but also exploring how to enhance these capabilities. They introduced SGP-Bench, which evaluates two main aspects: (1) semantic understanding, where models answer questions about images without seeing them (illustrated in Figure 6), and (2) semantic consistency, which tests how robustly LLMs interpret programs when compiled objects undergo transformations like rotations or translations. Moreover, the authors proposed Symbolic Instruction Tuning (SIT), a fine-tuning method using instruction-based data derived from symbolic graphics programs. The SIT technique is aimed to improve LLMs’ understanding of structured data.

The results showed that LLM demonstrates abilities to interpret symbolic graphics. However, significant limitations remain, particularly in tasks requiring complex spatial reasoning or understanding fine-grained details. Large proprietary models consistently outperform smaller open-source models, reflecting a clear scaling effect. SIT notably enhanced model performance, not only improving understanding of symbolic programs, but also boosting general reasoning abilities across other benchmarks.

3.6. Summary. To fully utilize the potential of vector graphic processing benchmarks, we can aggregate all tasks from these benchmarks and categorize them into three main groups: generation, editing, and recognition. The






<p>Question:</p>  <p>What type of animal is represented by the object in the image?</p> <p>Answer:</p> <p>A. <u>Horse</u> B. Cat C. Dog D. Elephant</p>	<p>Question:</p>  <p>What object is depicted in the image?</p> <p>Answer:</p> <p>A. Book B. <u>Newspaper</u> C. Notebook D. Magazine</p>	<p>Question:</p>  <p>What is the person in the image doing?</p> <p>Answer:</p> <p>A. Running B. <u>Walking</u> C. Sitting D. Jumping</p>	<p>Question:</p>  <p>What is the color of the object in the image?</p> <p>Answer:</p> <p>A. Blue B. Green C. Yellow D. <u>Pink</u></p>	<p>Question:</p>  <p>How many legs does the object have?</p> <p>Answer:</p> <p>A. 4 B. 6 C. 10 D. <u>8</u></p>
--	---	---	---	--

Fig. 6. Random samples from SGP-Bench [27] with highlighted ground truth answers. Notably, the second, third, and last examples are ambiguous.

Benchmark	Generation	Editing	Understanding
Image-Text bridging [5]	-	-	3
SVGEditBench [24]	-	6	-
SVG Taxonomy [41]	-	5	5
VG-Bench [45]	2	-	3
SGP-Bench [27]	-	-	5

Table 1. SVG-related task aggregation by type across benchmarks.

Table 1 summarizes the number of tasks related to SVG in each category across different benchmarks, providing an overview of their distribution and focus areas. As can be seen from the table, no single benchmark comprehensively covers all three task categories, we recommend using two or more benchmarks to fully evaluate the capability of LLMs to work with SVG data.

Our analysis reveals that a significant portion of samples in both VG-Bench and SGP-Bench are inaccurate due to synthetic data generation without thorough validation. This highlights the need for human-based filtering to ensure data quality, particularly for such a complex task. Another common limitation across all benchmarks is the relatively low complexity of the SVG files in the datasets. In real-world scenarios, SVG images often contain 500 or even 1000 paths, whereas the benchmark datasets are significantly simpler. To illustrate this, we present the Table 2, which contains

Benchmark	Average statistics			
	Nodes	Figures	Paths	Points
SVGEditBench	8.89	7.82	6.12	337.22
SVG Taxonomy	26.85	7.96	3.98	55.58
VGBench	25.45	7.76	5.64	414.76
SGP-Bench	11.83	7.81	5.50	334.38

Table 2. Average number of nodes (SVG tags), figures, paths, and points for each available benchmark.

additional SVG-related statistics for benchmarks where initial datasets are available. Specifically, we compute the average number of nodes (SVG tags), figures, paths, and points. Here, "points" refer to individual numerical values rather than coordinate pairs, as some points are represented by a shift along a single axis and encoded as a single number. Points are counted for paths, lines, polygons, and polylines.

§4. Experiments

In this section, we apply the methods using the methods with code available on benchmarks, which include the original datasets and evaluation scripts. Additionally, we assess a diverse set of LLMs to evaluate their performance across these benchmarks.

4.1. Metrics. Each benchmark includes its own specific metrics. However, to ensure consistency and enable the aggregation of scores across different benchmarks, we normalize these metrics. Additionally, since we evaluate multiple LLMs on a large set of tasks, we subsample the original datasets to reduce their size and computational budget.

4.1.1. SVGEditBench. There are 6 tasks in this benchmark, each evaluated using the MSE as the base metric. Calculated MSE values can be small and vary across tasks, we normalize all metrics based on the ground truth values presented in the original paper.

For each task t and model m , let s_t^m denote the score achieved, and s_t^0 represent the baseline MSE when no edits are applied. We rescale the MSE for each task to ensure values range from 0 to 1. We calculate the normalized score \hat{s}_t as in Equation 1. The resulting benchmark score is the average across the six tasks.

$$\hat{s}_t = \begin{cases} \sqrt{\frac{s_t^0 - s_t}{s_t^0}}, & s_t < s_t^0; \\ 0, & \text{otherwise.} \end{cases} \quad (1)$$

For each task, we select the first 20 images from the original dataset and evaluate all models on this identical set, resulting in a total of 120 runs per model. If a model fails to produce a valid SVG output, the corresponding sample is excluded from the final calculations.

4.1.2. VGBench. For VGen we randomly select 100 samples from the initial dataset. Originally, two metrics are computed: CLIP Score and FID. However, we omit the FID results, as our observations, along with findings from the original paper, show that the metric is highly noisy and unreliable in this context. To ensure consistency, we normalize the CLIP Score values using the ground truth provided in the original paper – 0.256. To further reduce the impact of noise from the CLIP evaluator, we bound the CLIP Score at 1.0 if the evaluated value surpasses the ground truth. The normalized CLIP Score for model m is defined in Equation 2, where $CLIP_0$ is ground truth and $CLIP_m$ is the Long-CLIP [43] output for the model m .

$$CLIP_m = \begin{cases} 1 - \frac{CLIP_0 - CLIP_m}{CLIP_0}, & CLIP_m \leq CLIP_0; \\ 1, & \text{otherwise.} \end{cases} \quad (2)$$

VGQA comprises three subtasks: color, category, and object functionality recognition. For each subtask, we use the first 50 images from the original dataset. We retain the original evaluation metric, which is calculated as an accuracy score. The final score is computed as the average accuracy across all three subtasks.

4.1.3. SGP. The benchmark features five tasks centered on SVG comprehension: semantics, color, count, shape, and reasoning. We selected a 10% subset of the original dataset (434 images) and evaluated performance across these tasks. The average scores were computed following the approach outlined in the original paper, using the same accuracy-based metric as in VGQA.

4.2. Experimental Setup. For all our experiments, we utilize original author code from repositories. We leverage openrouter.ai¹ service as a simple way to access multiple models. To ensure the results are reproducible, the

¹openrouter.ai

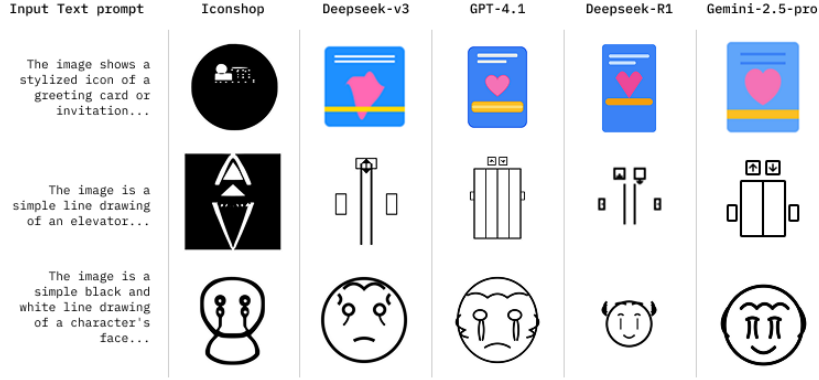


Fig. 7. Randomly selected images generated by various models.

generation temperature is fixed at 0, other parameters left unchanged; system prompt is not specified.

4.3. Results. For each of the metrics discussed above, we evaluated a range of models. Unfortunately, among the LLM-based methods, only IconShop provides both code and weights for evaluation. The results are presented in Table 3.

To provide a visual comparison of generative abilities, we present randomly selected images produced by the best model from each group in Figure 7. The results for the editing task are displayed in Figure 8. These examples illustrate general differences in output quality and style across the models. Since IconShop was trained exclusively on black-and-white images, its outputs are limited, and it also struggles with processing long contextual inputs. Deepseek-R1 demonstrates significantly enhanced quality compared to its non-reasoning variant, particularly in its ability to refine details.

Based on the results, we can conclude that, on average, reasoning improves performance and scores for SVG tasks. Even distilled versions of reasoning-based models outperform other models of the same size. Surprisingly, Codestral model obtained extremely high score in Editing. Figure 9 presents a comparison of all open-weight models listed in the table.

Model	Generation	Editing	Understanding		Avg	O	R	C	MoE
	VGen	SVGEdit	VGQA	SGP					
IconShop	0.816	-	-	-	-	✓			
Codestral-2501	0.889	0.901	0.273	0.484	0.723			✓	
Deepseek-R1	0.957	<u>0.926</u>	0.587	0.710	0.844	✓	✓		✓
Deepseek-R1-LLama-70B	0.861	0.751	0.387	0.521	0.689	✓	✓		
Deepseek-R1-Qwen-1.5B	∅	0.109	0.067	0.134	-	✓	✓		
Deepseek-R1-Qwen-32B	0.858	0.721	0.407	0.401	0.661	✓	✓		
Deepseek-v3	0.923	0.642	0.460	0.606	0.699	✓			✓
Gemma-2-9B	0.857	0.084	0.060	0.429	0.395	✓			
Gemma-3-27B-it	0.898	0.605	0.390	0.565	0.660	✓			
gemini-2.5-flash-preview	0.940	0.899	0.680	0.459	0.803				
gemini-2.5-pro-preview	<u>0.961</u>	0.882	<u>0.727</u>	<u>0.765</u>	<u>0.863</u>				
GPT-4.1	0.960	0.869	0.593	0.721	0.829		✓	✓	
GPT-4.1-mini	0.944	0.849	0.560	0.671	0.803		✓	✓	
GPT-4.1-nano	0.925	0.591	0.293	0.516	0.640		✓	✓	
GPT-4o	0.947	0.827	0.653	0.670	0.812				
GPT-4o-mini	0.910	0.727	0.380	0.574	0.707				
GPT-o4-mini	0.949	0.914	0.700	0.696	0.857		✓	✓	
LLama3.2-1B	0.805	0.073	0.220	0.168	0.357	✓			
LLama3.2-3B	0.834	0.063	0.193	0.406	0.399	✓			
LLama3.3-70B	0.863	0.460	0.347	0.558	0.592	✓			
LLama4-Maverick	0.911	0.805	0.450	0.627	0.752	✓			✓
Mistral-NeMo-12B	0.848	0.267	0.253	0.419	0.484	✓			
Mistral-Small-24B	0.866	0.722	0.187	0.491	0.642	✓			
Qwen-2.5-7B	0.865	0.081	0.367	0.475	0.456	✓			
Qwen-2.5-72B	0.872	0.533	0.372	0.567	0.625	✓			
Qwen-2.5-Coder-32B	0.890	0.545	0.333	0.532	0.623	✓		✓	
Qwen-3-235B-A22B	0.927	0.818	0.500	0.567	0.760	✓			✓
Qwen-3-30B-A3B	0.897	0.833	0.380	0.500	0.723	✓			✓
Qwen-3-32B	0.901	0.792	0.460	0.530	0.729	✓			
Qwen-3-8B	0.889	0.419	0.450	0.435	0.584	✓			
Qwen-Max	0.906	0.599	0.440	0.528	0.663				
Qwen-QwQ-32B	0.905	0.651	0.400	0.535	0.675	✓	✓		
Qwen-Turbo	0.858	0.574	0.296	0.477	0.606				

Table 3. Performance comparison of various models across benchmarks. Last columns show model attributes: O (open-source), R (reasoning), C (code-focused), MoE (Mixture-of-Experts).

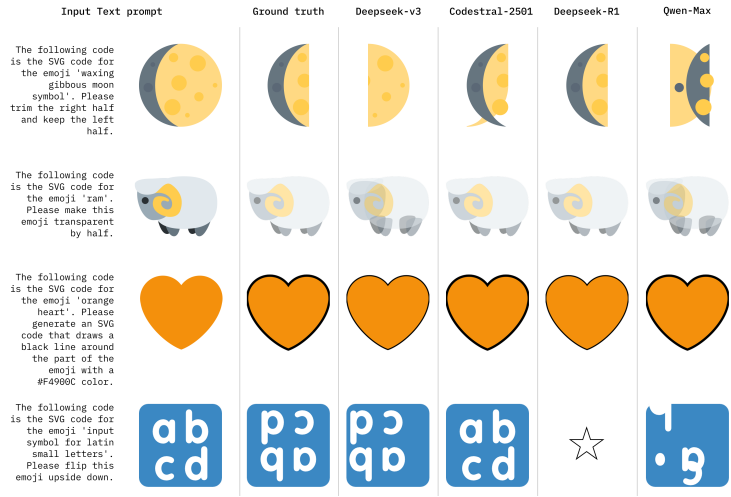


Fig. 8. A comparison of SVGEEditBench tasks for various models. The symbol \star indicates that rendered result is empty, because of incorrect transformation used by Deepseek-R1.

§5. Conclusion

Utilizing large language models for vector graphics processing is a promising area of research that remains largely unexplored. Our study systematically reviews and categorizes existing LLM-based approaches for SVG generation, editing, and understanding. Through an extensive review and evaluation of 21 models and 5 benchmarks, we identify key trends and challenges in the field.

Our experimental results indicate that reasoning-enhanced LLMs significantly outperform their non-reasoning counterparts across multiple SVG-related tasks. Models such as DeepSeek-R1 demonstrate particularly strong capabilities in both generation and understanding tasks, while specialized models like IconShop remain limited by the simplicity of their training data. The analysis of benchmarks further highlights the lack of a comprehensive dataset covering all aspects of SVG processing, underscoring the need for future efforts in dataset creation and refinement.

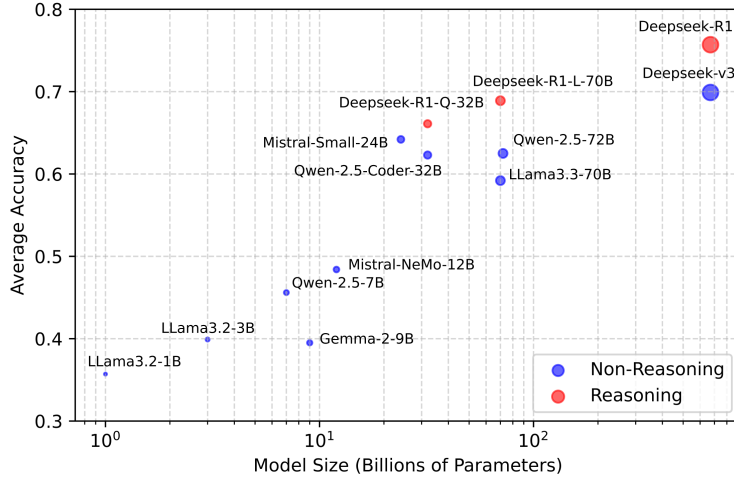


Fig. 9. Comparison of reasoning models (and reasoning-based distillations) and non-reasoning models.

Despite recent progress, several challenges remain. Many current approaches suffer from artifacts in complex and detailed image generation (even for images with 10 shapes). Moreover, the models have limited ability to edit SVG structures intuitively, and generate inconsistencies during fine-grained vector manipulation. Additionally, access to high-quality, large-scale annotated datasets is crucial for further advancements in this field. Addressing these limitations will require novel model training strategies, innovations in LLM architecture, and data curation.

We anticipate that future research will focus on improving model robustness, enhancing SVG-specific tokenization strategies, and leveraging multi-modal approaches to bridge the gap between text-based LLM capabilities and the intricate requirements of vector graphics. By refining these methodologies, LLMs have the potential to revolutionize SVG generation, making vector images more accessible, efficient, editable, and customizable for designers, developers, and others. We also plan to analyze correlation between model performance and specific SVG complexity metrics and to discover how the relatively simple nature of benchmark SVGs (with average of 5-6 paths) limits applicability to complex real-world graphics.

Acknowledgments

This paper was carried out as part of ITMO University project No. 624125 “Development of advanced machine learning methods and algorithms”.

References

1. Josh Achiam, Steven Adler, Sandhini Agarwal, Lama Ahmad, Ilge Akkaya, Florencia Leoni Aleman, Diogo Almeida, Janko Altenschmidt, Sam Altman, Shyamal Anadkat, et al., Gpt-4 technical report, arXiv preprint arXiv:2303.08774 (2023).
2. Egor Bazhenov, Ivan Jarsky, Valeria Efimova, and Sergey Muravyov, Evolutionary image vectorization with variable curve number, Proceedings of the Genetic and Evolutionary Computation Conference Companion, 2024, pp. 2083–2086.
3. ———, Evovec: Evolutionary image vectorization with adaptive curve number and color gradients, International Conference on Parallel Problem Solving from Nature, Springer, 2024, pp. 383–397.
4. Sébastien Bubeck, Varun Chandrasekaran, Ronen Eldan, Johannes Gehrke, Eric Horvitz, Ece Kamar, Peter Lee, Yin Tat Lee, Yuanzhi Li, Scott Lundberg, et al., Sparks of artificial general intelligence: Early experiments with gpt-4, 2023.
5. Mu Cai, Zeyi Huang, Yuheng Li, Utkarsh Ojha, Haohan Wang, and Yong Jae Lee, Leveraging large language models for scalable vector graphics-driven image understanding, 2024.
6. Alexandre Carlier, Martin Danelljan, Alexandre Alahi, and Radu Timofte, Deepsvg: A hierarchical generative network for vector graphics animation, CoRR abs/2007.11301 (2020).
7. Li-Wen Chang, Wenlei Bao, Qi Hou, Chengquan Jiang, Ningxin Zheng, Yinmin Zhong, Xuanrun Zhang, Zuquan Song, Chengji Yao, Ziheng Jiang, Haibin Lin, Xin Jin, and Xin Liu, Flux: Fast software-based communication overlap on gpus through kernel fusion, 2024.
8. Louis Clouÿtre and Marc Demers, Figr: Few-shot image generation with reptile, 2019.
9. Jacob Devlin, Ming-Wei Chang, Kenton Lee, and Kristina Toutanova, Bert: Pre-training of deep bidirectional transformers for language understanding, 2019.
10. Alexey Dosovitskiy, Lucas Beyer, Alexander Kolesnikov, Dirk Weissenborn, Xiaohua Zhai, Thomas Unterthiner, Mostafa Dehghani, Matthias Minderer, Georg Heigold, Sylvain Gelly, Jakob Uszkoreit, and Neil Houlsby, An image is worth 16x16 words: Transformers for image recognition at scale, 2021.
11. Abhimanyu Dubey, Abhinav Jauhri, Abhinav Pandey, Abhishek Kadian, Ahmad Al-Dahle, Aiesha Letman, Akhil Mathur, Alan Schelten, Amy Yang, Angela Fan, et al., The llama 3 herd of models, arXiv preprint arXiv:2407.21783 (2024).
12. Maria Dziuba, Ivan Jarsky, Valeria Efimova, and Andrey Filchenkov, Image vectorization: a review, Journal of Mathematical Sciences (2024), 1–14.

13. John Ellson, Emden Gansner, Lefteris Koutsofios, Stephen C North, and Gordon Woodhull, Graphviz: open source graph drawing tools, Graph Drawing: 9th International Symposium, GD 2001 Vienna, Austria, September 23–26, 2001 Revised Papers 9, Springer, 2002, pp. 483–484.
14. Kevin Frans, Lisa B. Soros, and Olaf Witkowski, Clipdraw: Exploring text-to-drawing synthesis through language-image encoders, CoRR abs/2106.14843 (2021).
15. G. Jabour, S. Muravyov, and V. Efimova, Layerwise image vectorization via bayesian-optimized contour, Proceedings of the 20th International Joint Conference on Computer Vision, Imaging and Computer Graphics Theory and Applications - Volume 3: VISAPP, 2025, pp. 831–838.
16. Ajay Jain, Amber Xie, and Pieter Abbeel, Vectorfusion: Text-to-svg by abstracting pixel-based diffusion models, arXiv preprint arXiv:2211.11319 (2022).
17. I. Jarsky, M. Kuzin, V. Efimova, V. Shalamov, and A. Filchenkov, Vectorweaver: Transformers-based diffusion model for vector graphics generation, Proceedings of the 20th International Joint Conference on Computer Vision, Imaging and Computer Graphics Theory and Applications - Volume 2: VISAPP, 2025, pp. 184–195.
18. Ivan Jarsky, Valeria Efimova, Ilya Bizyaev, and Andrey Filchenkov, Conditional vector graphics generation for music cover images, Proceedings of the 19th International Joint Conference on Computer Vision, Imaging and Computer Graphics Theory and Applications - Volume 2: VISAPP, INSTICC, SciTePress, 2024, pp. 233–243.
19. Ivan Jarsky, Valeria Efimova, Artyom Chebykin, Viacheslav Shalamov, and Andrey Filchenkov, Neural style transfer for vector graphics, Proceedings of the 19th International Joint Conference on Computer Vision, Imaging and Computer Graphics Theory and Applications - Volume 3: VISAPP, INSTICC, SciTePress, 2024, pp. 686–693.
20. Tzu-Mao Li, Michal Lukáč, Gharbi Michaël, and Jonathan Ragan-Kelley, Differentiable vector graphics rasterization for editing and learning, ACM Trans. Graph. (Proc. SIGGRAPH Asia) 39 (2020), no. 6, 193:1–193:15.
21. Raphael Gontijo Lopes, David Ha, Douglas Eck, and Jonathon Shlens, A learned representation for scalable vector graphics, CoRR abs/1904.02632 (2019).
22. Xu Ma, Yuqian Zhou, Xingqian Xu, Bin Sun, Valerii Filev, Nikita Orlov, Yun Fu, and Humphrey Shi, Towards layer-wise image vectorization, Proceedings of the IEEE/CVF Conference on Computer Vision and Pattern Recognition, 2022, pp. 16314–16323.
23. Chong Mou, Xintao Wang, Liangbin Xie, Yanze Wu, Jian Zhang, Zhongang Qi, Ying Shan, and Xiaohu Qie, T2i-adapter: Learning adapters to dig out more controllable ability for text-to-image diffusion models, 2023.
24. Kunato Nishina and Yusuke Matsui, Sgeditbench: A benchmark dataset for quantitative assessment of llm’s svg editing capabilities, Proceedings of the IEEE/CVF Conference on Computer Vision and Pattern Recognition, 2024, pp. 8142–8147.
25. Maxime Oquab, Timothée Darcet, Théo Moutakanni, Huy Vo, Marc Szafraniec, Vasil Khalidov, Pierre Fernandez, Daniel Haziza, Francisco Massa, Alaaeldin El-Nouby, Mahmoud Assran, Nicolas Ballas, Wojciech Galuba, Russell Howes, Po-Yao Huang, Shang-Wen Li, Ishan Misra, Michael Rabbat, Vasu Sharma, Gabriel Synnaeve, Hu Xu, Hervé Jegou, Julien Mairal, Patrick Labatut, Armand Joulin,

- and Piotr Bojanowski, Dinov2: Learning robust visual features without supervision, 2024.
26. Ben Poole, Ajay Jain, Jonathan T. Barron, and Ben Mildenhall, Dreamfusion: Text-to-3d using 2d diffusion, 2022.
 27. Zeju Qiu, Weiyang Liu, Haiwen Feng, Zhen Liu, Tim Z Xiao, Katherine M Collins, Joshua B Tenenbaum, Adrian Weller, Michael J Black, and Bernhard Schölkopf, Can large language models understand symbolic graphics programs?, arXiv preprint arXiv:2408.08313 (2024).
 28. Pradyumna Reddy, Michael Gharbi, Michal Lukac, and Niloy J Mitra, Im2vec: Synthesizing vector graphics without vector supervision, arXiv preprint arXiv:2102.02798 (2021).
 29. Juan A Rodriguez, Shubham Agarwal, Issam H Laradji, Pau Rodriguez, David Vazquez, Christopher Pal, and Marco Pedersoli, Starvector: Generating scalable vector graphics code from images, arXiv preprint arXiv:2312.11556 (2023).
 30. Robin Rombach, Andreas Blattmann, Dominik Lorenz, Patrick Esser, and Björn Ommer, High-resolution image synthesis with latent diffusion models, Proceedings of the IEEE/CVF Conference on Computer Vision and Pattern Recognition, 2022, pp. 10684–10695.
 31. Chitwan Saharia, William Chan, Saurabh Saxena, Lala Li, Jay Whang, Emily Denton, Seyed Kamyar Seyed Ghasemipour, Burcu Karagol Ayan, S Sara Mahdavi, Rapha Gontijo Lopes, et al., Photorealistic text-to-image diffusion models with deep language understanding, arXiv preprint arXiv:2205.11487 (2022).
 32. Peter Schaldenbrand, Zhixuan Liu, and Jean Oh, Styleclipdraw: Coupling content and style in text-to-drawing translation, arXiv preprint arXiv:2202.12362 (2022).
 33. Zecheng Tang, Chenfei Wu, Zekai Zhang, Mingheng Ni, Shengming Yin, Yu Liu, Zhengyuan Yang, Lijuan Wang, Zicheng Liu, Juntao Li, et al., Strokenuwa: Tokenizing strokes for vector graphic synthesis, arXiv preprint arXiv:2401.17093 (2024).
 34. Till Tantau, The tikz and pgf packages.
 35. Boris Andreevich Timofeenko, Valeriya Efimova, and Andrey Aleksandrovich Filchenkov, Vector graphics generation with llms: approaches and models, Zapiski Nauchnykh Seminarov POMI 530 (2023), no. 0, 24–37.
 36. Aaron van den Oord, Oriol Vinyals, and Koray Kavukcuoglu, Neural discrete representation learning, 2018.
 37. Ronghuan Wu, Wanchao Su, Kede Ma, and Jing Liao, Iconshop: Text-guided vector icon synthesis with autoregressive transformers, ACM Transactions on Graphics (TOG) 42 (2023), no. 6, 1–14.
 38. Ximing Xing, Juncheng Hu, Guotao Liang, Jing Zhang, Dong Xu, and Qian Yu, Empowering llms to understand and generate complex vector graphics, arXiv preprint arXiv:2412.11102 (2024).
 39. Ximing Xing, Haitao Zhou, Chuang Wang, Jing Zhang, Dong Xu, and Qian Yu, Svgdreamer: Text guided svg generation with diffusion model, Proceedings of the IEEE/CVF Conference on Computer Vision and Pattern Recognition (CVPR), June 2024, pp. 4546–4555.
 40. Xingqian Xu, Zhangyang Wang, Eric Zhang, Kai Wang, and Humphrey Shi, Versatile diffusion: Text, images and variations all in one diffusion model, arXiv preprint arXiv:2211.08332 (2022).

41. Zhongzheng Xu and Emily Wall, Exploring the capability of llms in performing low-level visual analytic tasks on svg data visualizations, 2024 IEEE Visualization and Visual Analytics (VIS), IEEE, 2024, pp. 126–130.
42. An Yang, Baosong Yang, Beichen Zhang, Binyuan Hui, Bo Zheng, Bowen Yu, Chengyuan Li, Dayiheng Liu, Fei Huang, Haoran Wei, et al., Qwen2. 5 technical report, arXiv preprint arXiv:2412.15115 (2024).
43. Beichen Zhang, Pan Zhang, Xiaoyi Dong, Yuhang Zang, and Jiaqi Wang, Longclip: Unlocking the long-text capability of clip, European Conference on Computer Vision, Springer, 2024, pp. 310–325.
44. Xinlu Zhang, Yujie Lu, Weizhi Wang, An Yan, Jun Yan, Lianke Qin, Heng Wang, Xifeng Yan, William Yang Wang, and Linda Ruth Petzold, Gpt-4v (ision) as a generalist evaluator for vision-language tasks, arXiv preprint arXiv:2311.01361 (2023).
45. Bocheng Zou, Mu Cai, Jianrui Zhang, and Yong Jae Lee, Vgbench: A comprehensive benchmark of vector graphics understanding and generation for large language models, Proceedings of the 2024 Conference on Empirical Methods in Natural Language Processing, 2024, pp. 3647–3659.

(B. Malashenko) ITMO University, Kronverksky Pr. 49, St. Petersburg, Russia
E-mail: btmalashenko@itmo.ru

(I. Jarsky) ITMO University, Kronverksky Pr. 49, St. Petersburg, Russia
E-mail: ivanjarsky@itmo.ru

(V. Efimova) ITMO University, Kronverksky Pr. 49, St. Petersburg, Russia
E-mail: vefimova@itmo.ru