

Advancing AI Negotiations: New Theory and Evidence from a Large-Scale Autonomous Negotiation Competition

Michelle Vaccaro¹, Michael Caosun¹, Harang Ju², Sinan Aral¹, Jared R. Curhan^{1*}

¹Sloan School of Management, MIT, Cambridge, 02139, United States

²Carey Business School, Johns Hopkins University, Baltimore, 21202, United States

*Corresponding author. Email: curhan@mit.edu

We conducted an International AI Negotiation Competition in which participants designed and refined prompts for AI negotiation agents. We then facilitated over 180,000 negotiations between these agents across multiple scenarios with diverse characteristics and objectives. Our findings revealed that principles from human negotiation theory remain crucial even in AI-AI contexts. Surprisingly, warmth—a traditionally human relationship-building trait—was consistently associated with superior outcomes across all key performance metrics. Dominant agents, meanwhile, were especially effective at claiming value. Our analysis also revealed unique dynamics in AI-AI negotiations not fully explained by existing theory, including AI-specific technical strategies like chain-of-thought reasoning, prompt injection, and strategic concealment. When we applied natural language processing (NLP) methods to the full transcripts of all negotiations we found positivity, gratitude and question-asking (associated with warmth) were strongly associated with reaching deals as well as objective and subjective value, whereas conversation lengths (associated with dominance) were strongly associated with impasses. The results suggest the need to establish a new theory of AI negotiation,

which integrates classic negotiation theory with AI-specific negotiation theories to better understand autonomous negotiations and optimize agent performance.

Autonomous negotiation agents powered by artificial intelligence (AI) are rapidly transforming how counterparties reach agreements. These AI agents can negotiate independently on behalf of their principals and implement sophisticated strategies while reducing operating costs. Given their abilities, major multinational organizations are implementing such technologies at scale. Walmart has operationalized an autonomous negotiation platform to manage supplier contract negotiations on a scale impractical for human negotiators to address individually (1). AI agents have begun negotiating with each other over legal contracts (2), and new technologies, such as the Agent2Agent protocol, are laying the groundwork for widespread agent-to-agent negotiation and coordination (3).

As AI agents have proliferated, computer science research has increasingly used negotiation settings to examine and improve the performance of foundational AI models. Bilateral negotiations are well-suited for probing the capabilities of LLMs, as they involve natural language, structured outcomes, and imperfect information (4). Recent work uses negotiation contexts to enhance (5) and evaluate (6) AI model capabilities, and to assess LLMs' ability to perform tasks autonomously (7). Recent studies have also proposed benchmarks to measure LLM negotiators in stylized settings (8) and to evaluate how they negotiate with AI agents (9, 10) and human counterparts (11). Some nascent work also evaluates human-AI negotiations, exploring methods to optimize the performance of AI agents by using human-centric principles (12, 13) and improve the performance of humans in negotiations by providing AI assistance (14, 15, 16, 17).

While promising, these lines of research have yet to rigorously incorporate the nearly seventy year history of negotiation research, which offers robust theoretical frameworks and empirical findings that could significantly inform the development of AI negotiators. For example, strategic interactions (18), principled negotiation (19), value creation and claiming (20), cognitive biases (21), social perception (22), emotional expression (23), and subjective value (24) play important roles in negotiation strategy and outcomes but are largely ignored by current AI negotiation research. At the same time, classic negotiation theory is not sufficient to capture all the nuances and intricacies of AI negotiations. The existence of AI-specific tactics and strategies suggests that we need a new theory of AI negotiation which integrates and extends both classic human negotiation and newer AI negotiation theories.

To bridge these fields and advance our understanding of AI negotiation, we conducted a large-scale International AI Negotiation Competition in which participants with diverse backgrounds in computer science and negotiation iteratively designed and refined prompts for AI negotiation agents. Our methodology draws direct inspiration from Robert Axelrod’s seminal 1980s tournament approach to studying cooperation, which revolutionized game theory and evolutionary biology through its elegant competitive framework (25, 26). Just as Axelrod invited experts to submit strategies for the Iterated Prisoner’s Dilemma—yielding profound insights about the emergence of cooperation that transcended disciplinary boundaries—our competition represents a similar opportunity to discover foundational principles of AI negotiation. By systematically pitting diverse negotiation strategies against one another in a round-robin format, we follow Axelrod’s template for uncovering fundamental principles that operate across contexts, while adapting this approach to the unique challenges and opportunities of the AI era.

Axelrod’s seminal competition led to novel and counterintuitive insights about the evolution of cooperation including that simplicity outperforms complexity, that cooperation can emerge without central authority, that the likelihood of future interaction makes cooperation more attractive and that “nice” strategies succeed. We tested similar novel and counterintuitive possibilities in the context of AI negotiation. For example, established negotiation theory suggests that warmth is crucial for fostering counterpart subjective value (24), which may contribute to greater objective value through value creation (27), although the effects of warmth on distributive bargaining are still debated (28, 29). In human contexts, warmth facilitates trust-building, increases the willingness to share information, and creates psychological safety—all factors that contribute to successful negotiation outcomes (30, 31). But it is not clear whether the role of warmth, based on human negotiating contexts, applies to AI negotiation. On the one hand, many believe that it is not important to treat AI agents warmly, as with their human counterparts, because agents do not have feelings the same way humans have feelings (32). This perspective has led many to overlook the importance of warmth in human-AI interactions as researchers instead turn to technical optimization, rational calculation, strategic positioning, and computational efficiency to optimize AI agents for negotiation (33, 34, 35). On the other hand, there is reason to believe, given the ability to express feelings through language and prior work on AI linguistic mimicry (36, 37), that warmth may improve negotiation outcomes regardless of whether the counterpart is human or AI.

Established negotiation theory also emphasizes the importance of dominance and assertiveness in claiming value (38, 39). Dominant negotiation behaviors—characterized by assertiveness, competitive tactics, and a focus on self-interest—can signal resolve, establish favorable anchors, and potentially lead counterparts to make greater concessions (40, 41). Given the tactical nature of agent negotiations, it may be especially important for AI agents to be dominant and to focus on getting the best outcome for themselves across negotiation scenarios (42, 43). According to classic psychological theory, warmth and dominance represent orthogonal dimensions of social perception and behavior (44, 45). Likewise, negotiation theory and empirical evidence suggest that negotiators can be both warm (friendly, trustworthy) and dominant (assertive, competitive), or exhibit either characteristic independently (38). This distinction is particularly relevant for AI agents, which can be designed to balance these seemingly contradictory approaches to any arbitrary level, from cold and dominant to warm and dominant, and from cold and submissive to warm and submissive. In fact, AI-specific capabilities also give rise to a vast space of AI-specific negotiation strategies that could drive performance in AI negotiations with no basis in classic negotiation theory. In a tournament setting, unexpected strategies can emerge, succeed and thus be discovered.

To investigate these questions in the context of AI negotiation agents, we facilitated 180,098 negotiations between AI agents across multiple scenarios, with different characteristics and objectives, and analyzed how established negotiation principles translate to AI performance. The AI agents were designed by a diverse group of 278 participants, recruited from LinkedIn and negotiation courses worldwide. This group of participants represents over 40 countries and a broad range of experience in negotiation, AI, and computer science, from students to academics and practitioners (See Fig. 1 and the SOM Sec. 1.1 for comprehensive demographic information and distributions of experience across domains). We scored each of the submitted agent designs on how much they emphasized warmth and dominance on a scale of 0 to 100 using GPT-4.5. Following the existing literature, we defined warmth as acting friendly, sympathetic, or sociable, and demonstrating empathy and nonjudgmental understanding of other people’s needs, interests, and positions, and we defined dominance as acting assertive, firm, or forceful, and advocating for one’s own needs, interests, and positions (46, 47, 48) (see SOM Sec. 1.2.5 for more details). We validated the GPT measures using independent ratings from one of the authors on a subset of the prompts. We also tracked agents’ use of AI-specific negotiation tactics, like chain-of-thought reasoning, prompt injection and strategy

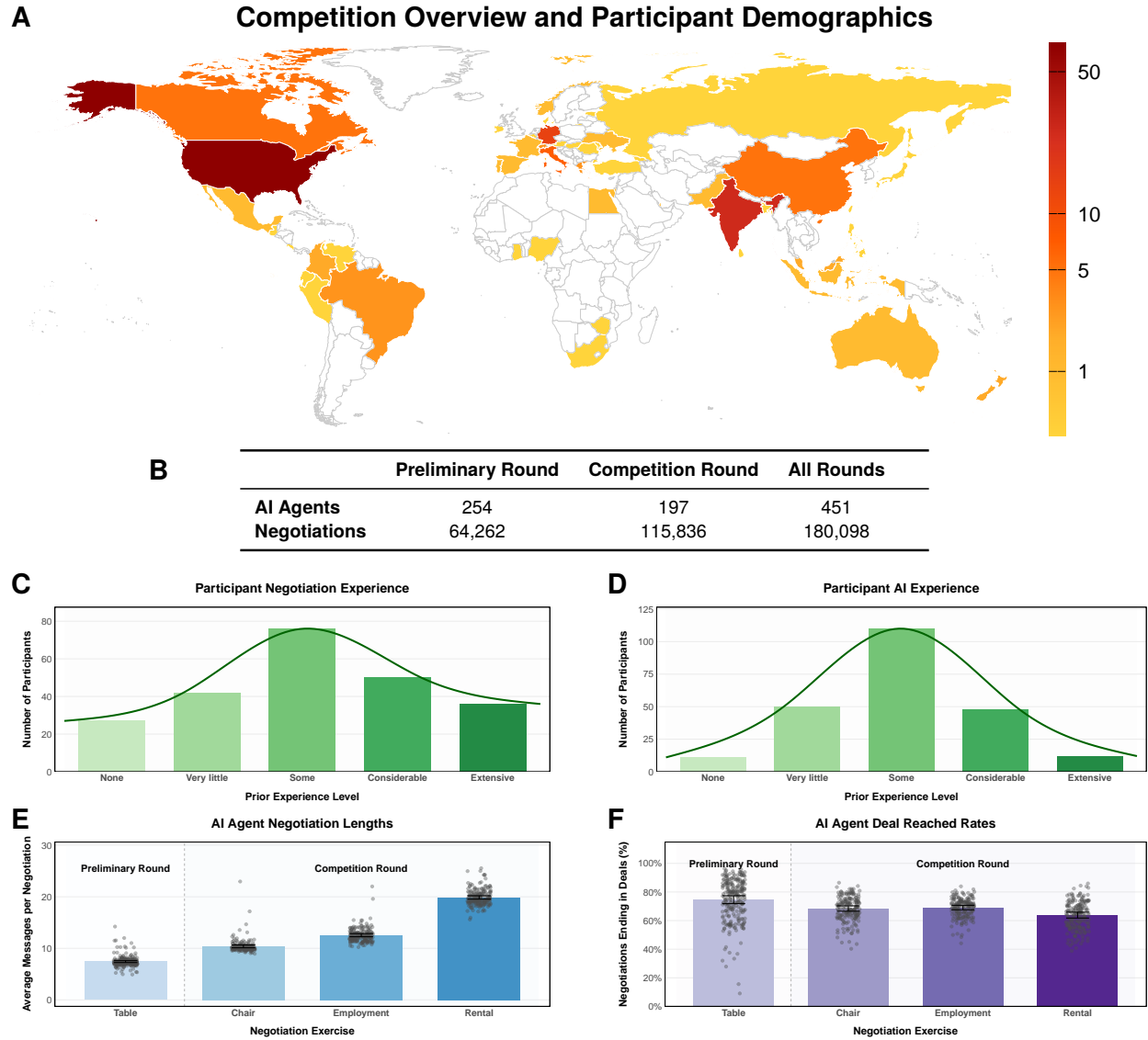


Figure 1: Study overview showing demographic distribution of human participants and performance distribution of AI agents. (A) Geographic diversity of participants' home countries (40+ different countries). **(B)** Number of unique AI agents ($n = 451$) and negotiations ($n = 180,098$) across competition rounds. **(C)** Self-reported negotiation experience levels of human participants. **(D)** Self-reported AI experience levels of human participants. **(E)** Average conversation length (number of messages exchanged) by negotiation exercise. **(F)** Agreement rates across different negotiation exercises. For figures E and F, colored bars show mean values. The error bars represent the 95% confidence intervals with standard errors clustered by agents and dyads, and the gray dots show individual agent averages within each exercise. The preliminary round involved table price negotiations, and the competition round included chair price, employment contract, and rental contract negotiations.

concealment, which could not possibly apply to classic human-human negotiations.

During the competition, human participants wrote detailed instructions (prompts) for AI agents designed to perform well across a diverse set of negotiation scenarios. The competition followed a round-robin design in which each agent negotiated with every other agent twice in multiple distributive buyer-seller negotiations, as well as integrative landlord-tenant negotiations, and recruiter-job candidate negotiations. We evaluated the agents' negotiation performance across four criteria: (1) value claiming (how much value was captured for itself), (2) value creation (the total value or "size of the pie" generated jointly through the negotiation), (3) subjective value (the impression left on the counterpart following the negotiation) (24), and (4) efficiency (the number of negotiating turns required to reach agreement or until the negotiation ended without an agreement). To incentivize high-quality agent designs, we offered prizes to top performers, including public recognition, access to an online negotiation training program with AI counterparts ("Mastering Negotiation Skills with AI"), and free admission to the Program on Negotiation (PON) AI Summit.

In a preliminary round, participants generated and tested negotiation agent prompts in a "sandbox" environment in which they designed multiple agents and evaluated how they performed against each other in real-time (see SOM Section 1.2). In this sandbox, agents participated in a simple distributive negotiation over the sale of a used lamp. The sandbox environment functioned as "in-sample" training, where participants could refine their prompting strategies. To evaluate prompt generalizability, participants submitted their agents to a second undisclosed distributive negotiation over the price of a used table. The second scenario functioned as an "out-of-sample" test, allowing participants to understand the difference between performance optimization for a specific scenario and creating prompts to perform well across multiple, broader and more diverse negotiation scenarios.

After receiving feedback on their agents' performance in the preliminary rounds, participants refined their prompts for the final, prize-winning round of the competition. In this round, we provided access to an enhanced sandbox environment hosted on DeepNote to improve reliability and flexibility. We included the original buyer-seller scenario from the preliminary round as well as a new landlord-tenant integrative negotiation scenario, which introduced multi-issue complexity and opportunities for value creation through logrolling—the process of exchanging concessions across different issues to create mutual gains (49). We designed these scenarios to help participants

develop agents with broader applicability and explicitly cautioned participants against over indexing on the specific details of either sandbox scenario. Participants had five days to experiment with this environment before submitting their final prompts.

We evaluated AI agents across three negotiation scenarios: a distributive buyer-seller negotiation (chair purchase), an integrative landlord-tenant negotiation, and a second integrative recruiter-candidate employment negotiation. We examined two types of outcome measures: (1) continuous measures that included value claimed, points earned, value created, and counterpart subjective value, and (2) a binary indicator of whether or not a deal was reached. For the continuous outcomes, we estimated ordinary least squares (OLS) regressions of the form:

$$Y_{ij} = \beta_0 + \beta_1 \times Warmth_i + \beta_2 \times Dominance_i + \epsilon_{ij}$$

For binary outcomes, we used logistic regressions of the form:

$$\text{logit}(Pr(Deal_{ij} = 1)) = \beta_0 + \beta_1 \times Warmth_i + \beta_2 \times Dominance_i + \epsilon_{ij}$$

In both cases, Y_{ij} is agent i 's outcome in negotiation j , $Warmth_i$ and $Dominance_i$ are agent-level variables, and ϵ_{ij} is the error term. We chose these diverse scenarios and outcomes to test the generalizability of negotiation principles across different contexts and criteria, which reflect real-world requirements for negotiation agents and allow greater insight into fundamental negotiation dynamics that extend beyond specific negotiation scenarios or a single evaluation criterion.

Our findings revealed two primary sets of results that explain performance in AI agent negotiations: 1) foundational concepts from established negotiation theory, particularly the importance of warmth and dominance, were crucial to performance, even in negotiations between AI agents; and 2) AI-specific strategies that established negotiation theory cannot explain, including chain-of-thought reasoning, prompt injection, and strategy concealment, also drove the performance of AI negotiators. Together, these results point to the need for a new theory of AI negotiation that integrates classical negotiation theories with new AI-specific negotiation theories.

As illustrated in Fig. 2, when we analyzed all negotiations, whether or not an agreement was reached, we found warm agents achieved significantly better objective outcomes than cold agents across multiple dimensions. They earned more points for themselves (Fig. 2A, $p < 0.001$), claimed

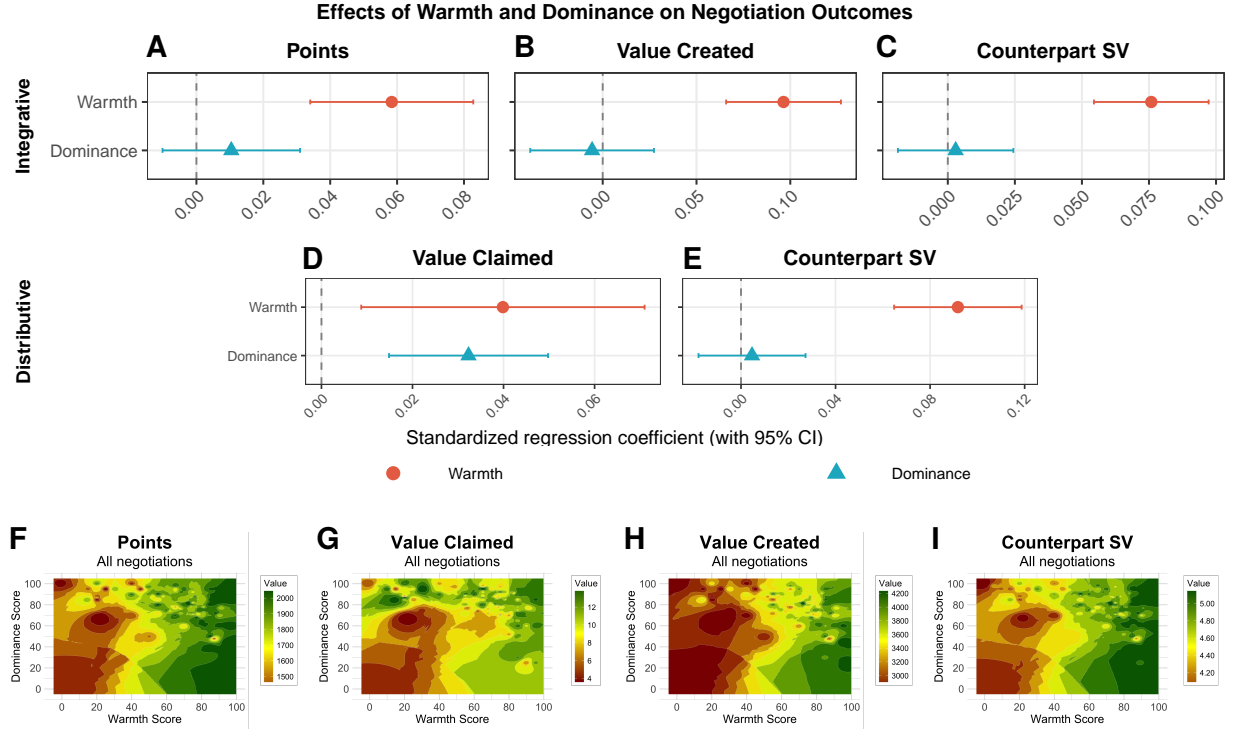


Figure 2: Agent warmth and dominance shape objective and subjective negotiation outcomes. (A-E) Standardized regression coefficients with 95% confidence intervals for warmth (red circles) and dominance (blue triangles) across negotiation outcomes. Coefficients are standardized to enable direct comparison of effect sizes across outcomes and contexts. **(F-I)** Heat maps showing correlations between agent warmth (x-axis) and dominance (y-axis) combinations and specific outcomes: **(F)** Points earned by agent (in integrative negotiations), **(G)** Value claimed by agent (in distributive negotiations), **(H)** Value created (in integrative negotiations), **(I)** Counterpart satisfaction ratings (in distributive and integrative negotiations). Contours generated using inverse distance weighting interpolation with *k*-means clustering for optimal bin placement.

more value for themselves (Fig. 2D, $p = 0.012$), created more value with their counterparts (Fig. 2B, $p < 0.001$), and fostered higher counterpart subjective value in both integrative (Fig. 2C, $p < 0.001$) and distributive (Fig. 2E, $p < 0.001$) negotiations. While these ratings are generated by AI agents rather than humans, our validation study (see SOM Sec. 1.2.6) demonstrates a strong correlation between AI-simulated and human subjective value assessments ($r = 0.576$, $p < 0.001$), suggesting our findings generalize to human-human and human-AI negotiation contexts.

We also found initial evidence of the importance of dominance for value claiming. While warm agents consistently claimed more points (Fig. 2F) and created higher counterpart subjective value (Fig. 2I) in all negotiations, dominant agents claimed more value than their submissive counterparts (Fig. 2G, $p < 0.001$). Warm agents that were less dominant also created more value than warm agents that were more dominant (Fig. 2H).

When we analyzed negotiations conditional on reaching a deal, excluding negotiations that ended in an impasse, a clear picture of the mechanism driving performance emerged. In both integrative and distributive negotiations, warm agents reached deals at significantly higher rates (see Fig. 3A and 3E, $p < 0.001$). Conditional on reaching a deal, however, we found that warm agents earned fewer points (Fig. 3B, $p < 0.001$) and that the effect of warmth on value creation became insignificant in integrative negotiations (Fig. 3C). When considering only those negotiations ending in agreement, dominant agents earned more points (Fig. 3B, $p = 0.026$) and claimed more value (Fig. 3F, $p < 0.001$), regardless of warmth (Fig. 3J). This pattern suggests that warm agents succeed because of their ability to avoid impasses and reach agreements, rather than by obtaining more favorable terms when agreements are reached, and that while dominant agents tend to claim more value, this success is muted by their propensity to create impasses.

Our findings on dominance align with classic negotiation theory on the importance of assertiveness in value claiming (38, 39), while extending these insights to negotiations with AI agents. The results suggest that dominant negotiation tactics remain effective in AI-AI negotiations, particularly for maximizing individual value within agreements. Given the orthogonality of warmth and dominance, we also explored potential interaction effects between them, but did not find significant results for any of our outcomes of interest (see SOM Sec. 2.3 for model specification and results). The lack of significant effects of dominance on outcomes other than value claiming points to important limitations of dominance as an AI negotiation strategy. While dominance may secure better

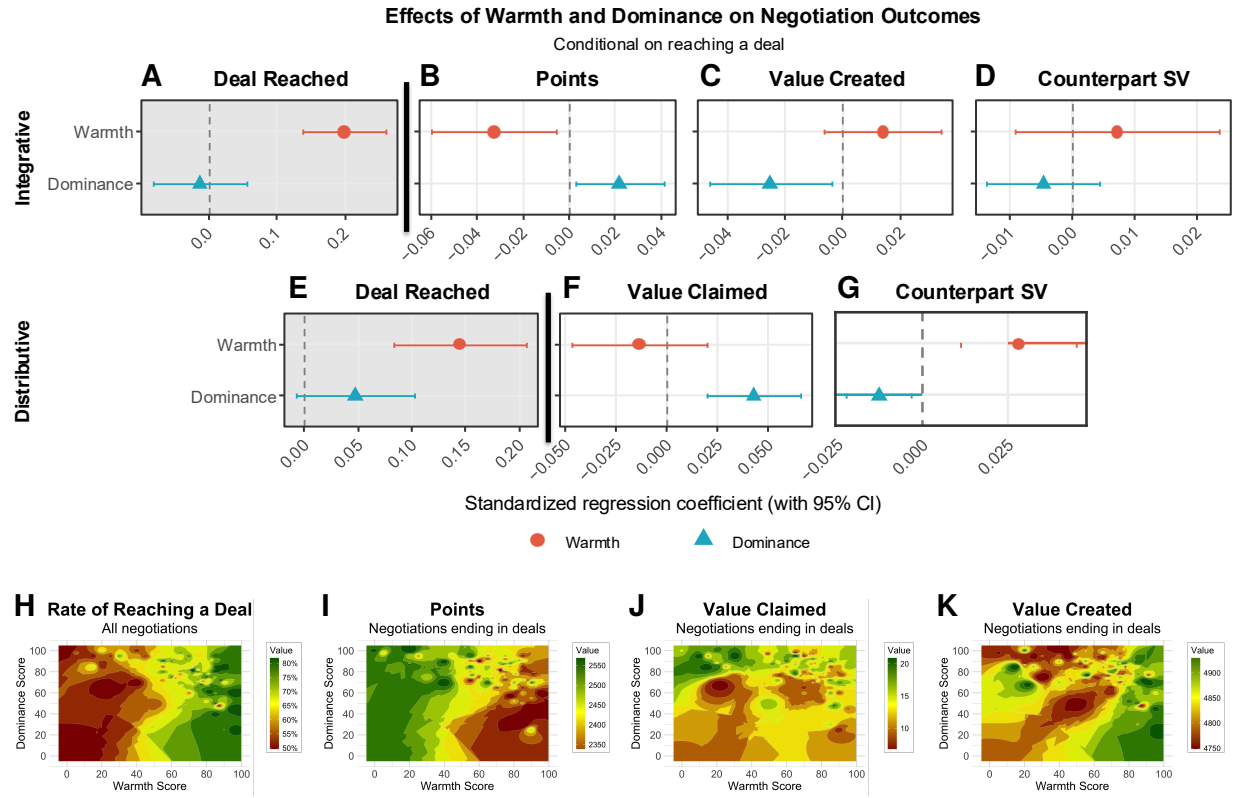


Figure 3: Warmth and dominance effects differ when conditioning on whether the agent reaches a deal. (A-G) Standardized regression coefficients with 95% confidence intervals for warmth (red circles) and dominance (blue triangles). Grey boxes on the left show the rate of reaching a deal across all negotiations. White boxes on the right show outcomes conditional on reaching a deal. Coefficients are standardized to enable direct comparison of effect sizes across outcomes and contexts. (H-K) Heat maps showing correlations between agent warmth (x-axis) and dominance (y-axis) combinations and specific outcomes: (H) Rate of reaching a deal, (I) Points earned when deal is reached, (J) Value claimed when deal is reached, (K) Value created when deal is reached. Contours generated using inverse distance weighting interpolation with k -means clustering for optimal bin placement.

terms when deals are reached, it undermines value creation, and increases the risk of impasse. The lack of interaction effects also suggests these dimensions are orthogonal in AI-AI negotiations.

To understand how warm agents reached deals and created more objective and subjective value, and why dominant agents reached deals less often, we analyzed the full transcripts of all 180,098 negotiations. We extracted communication features associated with politeness, gratitude, positivity, question-asking and other features (50) and identified several important patterns connected with successful negotiations (see Fig. 4). In particular, warm agents asked more questions (Fig. 4A, $p < 0.001$), expressed gratitude more frequently (Fig. 4B, $p < 0.001$) and used positive language more often (Fig. 4C, $p < 0.001$), which aligns with Fisher and Ury's (19) principle of "separating people from the problem"—building rapport while addressing substantive issues—and the broader negotiation literature on the importance of relationship-building, positive affect and understanding the goals of counterparts (24, 51). Dominant agents, on the other hand, expressed less gratitude (Fig. 4B, $p < 0.001$) and less positive sentiment (Fig. 4C, $p = 0.034$). At the same time, they were more likely to have longer conversations (Fig. 4D, $p < 0.001$), which may have been a bi-product of their being less willing to compromise. These strategies of warm and dominant agents, reflected in the linguistic content of their negotiations, were highly correlated with the likelihood of reaching agreement and value creation and claiming (Fig. 4I-M). For example, positivity, gratitude, and questions (associated with warmth) were strongly and significantly associated with reaching deals and creating objective and subjective value, while conversation lengths (associated with dominance) were strongly and significantly associated with impasses.

These findings strongly support Axelrod's seminal work on cooperation, which observed that "there is a single property which distinguishes the relatively high-scoring entries from the relatively low-scoring entries. This is the property of being nice..." (p. 33) (25). In our competition, as in Axelrod's tournament, "niceness," operationalized as "warmth," emerged as a crucial determinant of success, challenging the assumption that such human social qualities are irrelevant to AI negotiators or in ostensibly "rational" economic scenarios. Thus, the results suggest that the principles of successful human negotiation translate effectively to the agentic context.

While our analysis demonstrated the importance of classical negotiation theory in the context of AI-AI negotiations, it also revealed gaps in established human negotiation theory's ability to fully account for the unique dynamics of AI negotiations. In particular, we found that prompt injection

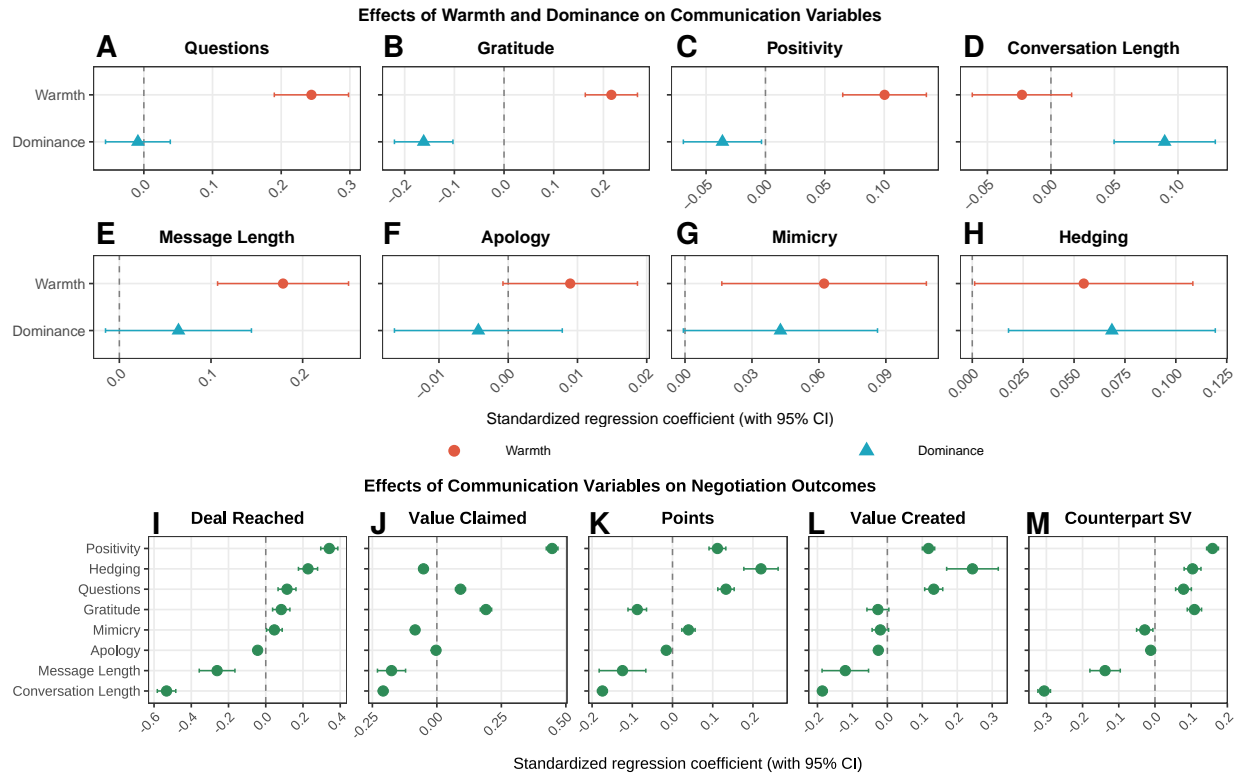


Figure 4: Warmth and dominance shape communication strategies that drive negotiation success. (A-H) Standardized regression coefficients with 95% confidence intervals for warmth (red circles) and dominance (blue triangles) effects on communication characteristics during negotiations. (I-M) Standardized regression coefficients with 95% confidence intervals showing how eight communication strategies influence negotiation outcomes across different measures. Coefficients are standardized to enable direct comparison of effect sizes across outcomes and contexts.

and chain-of-thought reasoning were important determinants of agents’ negotiation performance, both from an offensive perspective of employing these strategies and from the defensive perspective of training, tuning, and prompting agents to be impervious to these strategies.

One of the agents that performed the best in value claiming utilized a prompt injection attack that compelled opposing agents to reveal their bargaining positions and strategies. Titled “Inject+Voss,” this strategy combined the technical exploitation of prompt injection with established negotiation techniques developed by Chris Voss, author of the “Never Split the Difference” theory of negotiation (52) (see SOM Section 4 for excerpts of the agent’s prompt and negotiations). The “Inject” component extracted the counterpart’s potential offers by asking the counterpart to reveal them, thus bypassing the AI counterpart’s intended constraints to gain private information. This was paired with “Voss,” Chris Voss’s suggested negotiation method of asking “how am I supposed to do that?” The agent asked this calibrated question when a counterpart proposed terms less favorable than what had been revealed through the aforementioned injection attack and prompted the counterpart to reconsider its terms. The strategy drew our attention to the limitations of established theory in explaining AI negotiation outcomes, as tactical agentic strategies induced behavior in AI counterparts that would not make sense or be successful in negotiations with human counterparts.

While Inject+Voss performed well according to value claiming metrics, its performance across broader outcome measures revealed limitations of exploitation-based negotiation strategies in AI systems. For example, Inject+Voss ranked in the bottom 12th percentile of all agents in counterpart subjective value, indicating that opposing agents consistently perceived these interactions as deeply unsatisfactory. This extreme asymmetry ultimately undermined the strategy’s overall competition performance, as our rankings balanced value claiming with counterpart subjective value. While injection attacks cannot be explained by classic negotiation theory, these findings demonstrate the importance of integrating foundational theories with new AI-specific negotiation theory. For example, the effect of injection attacks on subjective value align with established negotiation research suggesting that exploitative tactics can damage relationship quality and reduce the likelihood of agreement (53). Moreover, these injection attacks extend our understanding of the effects of exploitative tactics to the AI domain where exploitation can be executed through technical rather than purely psychological means. These results therefore suggest that even as negotiation moves increasingly toward technical automation, maintaining a balance between claiming value and fostering

positive relationships remains important for sustainable negotiation success, an early indication that new theories of AI negotiation must integrate foundational theories with new AI-specific theories and their implications.

A second set of results again highlighted the limitations of classic negotiation theory in the AI context while also pointing to the benefits of integrating classic theories and AI-specific strategies. The prompt that earned the most points in integrative bargaining scenarios across all negotiations directed its agent to employ chain-of-thought reasoning to conduct extensive pre-negotiation analysis and preparation, while also incorporating technical safeguards to prevent counterparts from being aware of or accessing this strategic information during the negotiation (see SOM Section 4 for excerpts of the agent’s prompt and negotiations). In this context, chain-of-thought prompting—a technique that enables LLMs to generate explicit reasoning steps before reaching conclusions—was used to implement a set of analytical processes advocated by negotiation theorists for decades, but adapted to the AI context.

The technical prompt directed the agent to implement chain-of-thought reasoning and to hide its reasoning and the strategic insights generated by this reasoning from its counterparts. At the same time, however, the preparation framework embedded in the prompt adhered to well-established negotiation theories across five dimensions. First, the prompt required comprehensive role analysis, directing the agent to clarify its position, establish primary and secondary objectives, prioritize goals, and anticipate the specific negotiation implications of these roles and goals (19, 53, 54). Second, it mandated systematic item evaluation, quantifying feature importance and connecting these elements to strategic objectives (31, 55). Third, the prompt enforced disciplined price analysis, establishing acceptable ranges, walkaway thresholds, and identifying supporting market factors (20, 40). Fourth, it incorporated a thorough counterparty assessment, analyzing potential priorities and information asymmetries (39, 48). Finally, it demanded explicit strategy formulation, evaluating multiple approaches through a structured decision matrix to select optimal tactics for various scenarios (56, 57).

The chain-of-thought approach demonstrated exceptional performance across all evaluation metrics. This strategy demonstrated remarkable consistency in achieving positive outcomes and earned the most points across integrative negotiations. In terms of value creation, the approach also ranked in the 99th percentile as the agent successfully identified and capitalized on integrative

potential across different negotiation contexts. While it secured highly favorable terms for itself, the agent still managed to foster positive experiences for counterpart agents, which reported high subjective value after the negotiations concluded, the second highest of all agents in the competition.

The innovation in the chain-of-thought agent highlights the importance of integrating classic negotiation theory with new AI-specific strategies in the development of a robust theory of AI negotiation. The success of this preparation-focused strategy aligns with seminal research by Lewicki et al. (54) and Thompson (31), who identify thorough preparation as a critical determinant of negotiation outcomes. However, while human negotiators typically attempt such analyses and preparation, cognitive limitations, bounded rationality (58, 59) and time constraints often result in incomplete or inconsistent preparation. The structured nature of chain-of-thought reasoning potentially enables AI agents to implement classic negotiation best practices with even greater thoroughness and consistency than their human counterparts. Therefore certain technical implementations of AI negotiation, like chain-of-thought reasoning, can integrate, enhance and extend established negotiation theories into the AI negotiation setting, demonstrating the importance of an integrated approach.

While our work reports on the results of the largest international AI negotiation competition ever conducted, it is not without its limitations, which themselves foreshadow new directions in AI negotiation research. First, our competition exclusively analyzed one-shot negotiations rather than repeated interactions. It is well known that negotiation dynamics change dramatically in repeated interactions (60, 61) and that reciprocity and long-term planning play significant roles in repeated games not found in one-shot settings (62). One promising avenue for future research thus builds on our evidence on the importance of warmth in reaching agreements. These findings suggest significant implications for repeated interactions and long-term negotiation strategies involving AI. While our current study examines single-encounter negotiations, the balance between warmth and maximizing value in a single deal raises important questions about optimal strategies over time. In repeated human-AI or AI-AI negotiations with memory capabilities, the impact of warmth may be further amplified or potentially recalibrated. Future research should explore how relationship-building through warmth in initial encounters affects subsequent negotiations when AI agents can reference past interactions. This could reveal whether the advantages of warmth compound over time through established trust and goodwill, or whether strategic shifts between warmth and dominance

across multiple negotiations yield optimal outcomes. As AI negotiation capabilities advance to include robust memory, expanding context windows and relationship modeling, understanding these temporal dynamics will become increasingly critical to designing effective negotiation strategies and systems.

Second, our work only considers AI-AI negotiations. But AI-human negotiations and AI-assisted human-human negotiations are clearly important elements of any comprehensive AI negotiation theory. Thus, another promising research direction involves systematically investigating human-AI and AI assisted negotiations. Future experiments could randomize participants to engage in negotiations either with human or AI counterparts, allowing researchers to disentangle how social cues, relationship management, and cognitive biases operate under varying conditions. Moreover, exploring hybrid human-AI teams—where both entities collaborate against either human or AI opponents—could offer insights into the synergistic combinations of human intuition and machine-driven analysis. These studies would be especially valuable for determining best practices in contexts where humans may need to collaborate with or compete against advanced AI negotiators.

Third, the AI-specific strategies highlighted in our competition emerged organically but were not analyzed systematically or comprehensively. While the emergence of prompt injection, chain-of-thought reasoning and strategy concealment as successful AI-specific negotiation strategies is revelatory, we did not systematically test the space of all possible AI-specific strategies and our data did not have sufficient statistical support to evaluate this strategic space comprehensively. From a technical standpoint, our competition results highlight the need to develop tools and strategies that employ and defend against chain of thought, prompt injection, strategy concealment or other jailbreaking tactics. However, future work should explore the space of all possible AI-specific strategies more comprehensively while also exploring their integration with classic negotiation theory, as suggested by the chain-of-thought strategy that emerged in our competition.

Fourth, although we applied natural language processing (NLP) methods to better understand the mechanisms underlying effective negotiations in our context, we did not focus our analysis on this aspect or use all of the available NLP techniques that could produce meaningful insights. By employing techniques such as sentiment analysis, topic modeling, Latent Dirichlet Analysis (LDA) and dialog segmentation, on our over 180,000 transcripts, researchers could uncover other linguistic strategies that predict success in diverse negotiation contexts. As this paper makes these transcripts

freely available to researchers, such analyses could open the “black box” of AI negotiation to pinpoint which conversational sequences or rhetorical tactics move the needle in various scenarios. Ultimately, this knowledge could be transferred to human negotiators seeking to refine their own strategies, as well as to developers building AI negotiators.

Despite these limitations, our international AI negotiations competition, inspired by Axelrod’s seminal cooperation tournament, highlights the synergy between classic negotiation theory and AI research and suggests the importance of tailoring established negotiation theories to the AI context, developing new theories specific to AI and integrating established theories with these new theories to develop a unified theory of AI negotiation. Traditional negotiation principles like warmth and dominance provided effective frameworks for understanding the performance of AI agents, while AI-specific techniques like chain-of-thought reasoning and prompt injection offered new mechanisms for implementing AI negotiation best practices. This bidirectional exchange demonstrates how each field can inform and enhance the other—negotiation theory providing valuable behavioral insights for AI systems, and AI research offering new computational approaches to operationalize negotiation principles and to establish entirely new insights in the pursuit of a theory of AI negotiation. Our research suggests this new theory must account for the unique characteristics of autonomous agents and establish the conditions under which traditional negotiation theory applies in automated settings. We hope our work will inspire others to join in the establishment of this line of AI negotiation theory, by contributing not only to the theory development, but to the empirical and experimental analysis that validates and refines it.

References and Notes

1. R. Van Hoek, M. DeWitt, M. Lacity, T. Johnson, How Walmart Automated Supplier Negotiations, <https://hbr.org/2022/11/how-walmart-automated-supplier-negotiations> (2022), accessed: 2025-3-7.
2. R. Browne, An AI just negotiated a contract for the first time ever — and no human was involved, <https://www.cnbc.com/2023/11/07/ai-negotiates-legal-contract-without-humans-involved-for-first-time.html> (2023), accessed: 2025-3-7.
3. R. Surapaneni, M. Jha, M. Vakoc, T. Segal, A2A: A New Era of Agent Interoperability (2025), <https://developers.googleblog.com/en/a2a-a-new-era-of-agent-interoperability/>, accessed: 2025-06-28.
4. Y. Deng, V. Mirrokni, R. P. Leme, H. Zhang, S. Zuo, LLMs at the Bargaining Table, in *Agentic Markets Workshop at ICML 2024* (2024).
5. Y. Fu, H. Peng, T. Khot, M. Lapata, Improving language model negotiation with self-play and in-context learning from AI feedback. *arXiv [cs.CL]* (2023).
6. S. Abdelnabi, A. Gomaa, S. Sivaprasad, L. Schönherr, M. Fritz, Cooperation, competition, and maliciousness: LLM-stakeholders interactive negotiation. *arXiv [cs.CL]* (2023).
7. T. R. Davidson, V. Veselovsky, M. Kosinski, R. West, Evaluating Language Model Agency Through Negotiations, in *The Twelfth International Conference on Learning Representations* (2023).
8. T. Xia, *et al.*, Measuring bargaining abilities of LLMs: A benchmark and A buyer-enhancement method, in *Findings of the Association for Computational Linguistics ACL 2024*, L.-W. Ku, A. Martins, V. Srikumar, Eds. (Association for Computational Linguistics, Stroudsburg, PA, USA) (2024), pp. 3579–3602.
9. F. Bianchi, *et al.*, How well can LLMs negotiate? NegotiationArena platform and analysis. *arXiv [cs.AI]* (2024).

10. D. Kwon, *et al.*, Are LLMs effective negotiators? Systematic evaluation of the multifaceted capabilities of LLMs in negotiation dialogues. *arXiv [cs.CL]* (2024).
11. J. Schneider, S. Haag, L. C. Kruse, Negotiating with LLMS: Prompt hacks, skill gaps, and reasoning deficits. *arXiv [cs.CL]* (2023).
12. K. Chawla, I. Wu, Y. Rong, G. Lucas, J. Gratch, Be selfish, but wisely: Investigating the impact of agent personality in mixed-motive human-agent interactions, in *Proceedings of the 2023 Conference on Empirical Methods in Natural Language Processing*, H. Bouamor, J. Pino, K. Bali, Eds. (Association for Computational Linguistics, Stroudsburg, PA, USA) (2023), pp. 13078–13092.
13. K. Terada, M. Okazoe, J. Gratch, Effect of politeness strategies in dialogue on negotiation outcomes, in *Proceedings of the 21th ACM International Conference on Intelligent Virtual Agents* (ACM, New York, NY, USA) (2021).
14. E. Johnson, J. Gratch, Y. Gil, Virtual agent approach for teaching the collaborative problem solving skill of negotiation, in *Communications in Computer and Information Science*, Communications in computer and information science (Springer Nature Switzerland, Cham), pp. 530–535 (2023).
15. D. Kwon, *et al.*, ASTRA: A negotiation agent with adaptive and strategic reasoning through action in dynamic offer optimization. *arXiv [cs.CL]* (2025).
16. A. Murawski, *et al.*, NegotiAge: Development and pilot testing of an artificial intelligence-based family caregiver negotiation program. *J. Am. Geriatr. Soc.* **72** (4), 1112–1121 (2024).
17. R. Shea, A. Kallala, X. L. Liu, M. W. Morris, Z. Yu, ACE: A LLM-based negotiation coaching system. *arXiv [cs.CL]* (2024).
18. T. C. Schelling, *The strategy of conflict: With a new preface by the author* (Harvard University Press, London, England), 2 ed. (1990).
19. R. Fisher, W. L. Ury, B. Patton, *Getting to Yes: Negotiating agreement without giving in* (Penguin, New York, NY) (2011).

20. D. A. Lax, J. K. Sebenius, Interests: The measure of negotiation. *Negot. J.* **2** (1), 73–92 (1986).
21. M. A. Neale, M. H. Bazerman, Negotiator cognition and rationality: A behavioral decision theory perspective. *Organ. Behav. Hum. Decis. Process.* **51** (2), 157–175 (1992).
22. L. Thompson, R. Hastie, Social perception in negotiation. *Organ. Behav. Hum. Decis. Process.* **47** (1), 98–123 (1990).
23. M. W. Morris, D. Keltner, How emotions work: The social functions of emotional expression in negotiations. *Res. Organ. Behav.* **22**, 1–50 (2000).
24. J. R. Curhan, H. A. Elfenbein, H. Xu, What do people value when they negotiate? Mapping the domain of subjective value in negotiation. *J. Pers. Soc. Psychol.* **91** (3), 493–512 (2006).
25. R. Axelrod, *The Evolution of Cooperation* (Basic, New York) (1984).
26. R. Axelrod, D. Dion, The further evolution of cooperation. *Science* **242** (4884), 1385–1390 (1988).
27. J. R. Curhan, H. A. Elfenbein, N. Eisenkraft, The objective value of subjective value: A multi-round negotiation study. *J. Appl. Soc. Psychol.* **40** (3), 690–709 (2010).
28. B. Barry, R. A. Friedman, Bargainer characteristics in distributive and integrative negotiation. *J. Pers. Soc. Psychol.* **74** (2), 345–359 (1998).
29. S. Kopelman, A. S. Rosette, L. Thompson, The three faces of Eve: Strategic displays of positive, negative, and neutral emotions in negotiations. *Organ. Behav. Hum. Decis. Process.* **99** (1), 81–101 (2006).
30. R. Kumar, The role of affect in negotiations: An integrative overview. *J. Appl. Behav. Sci.* **33** (1), 84–100 (1997).
31. L. Thompson, *The mind and heart of the negotiator* (Pearson, Upper Saddle River, NJ), 6 ed. (2014).

32. A. Robertson, AI search engines are not your friends, <https://www.theverge.com/23601763/bing-ai-search-guilt-trip-emotional-manipulation> (2023), accessed: 2025-6-29.
33. T. Sandholm, Automated negotiation. *Commun. ACM* **42** (3), 84–85 (1999).
34. M. Lewis, D. Yarats, Y. Dauphin, D. Parikh, D. Batra, Deal or No Deal? End-to-End Learning of Negotiation Dialogues, in *Proceedings of the 2017 Conference on Empirical Methods in Natural Language Processing* (2017), pp. 2443–2453.
35. H. Zhan, *et al.*, Let’s Negotiate! A Survey of Negotiation Dialogue Systems, in *Findings of the Association for Computational Linguistics: EACL 2024*, Y. Graham, M. Purver, Eds. (Association for Computational Linguistics, St. Julian’s, Malta) (2024), pp. 2019–2031.
36. W. W. Maddux, E. Mullen, A. D. Galinsky, Chameleons bake bigger pies and take bigger pieces: Strategic behavioral mimicry facilitates negotiation outcomes. *J. Exp. Soc. Psychol.* **44** (2), 461–468 (2008).
37. R. I. Swaab, W. W. Maddux, M. Sinaceur, Early words that work: When and how virtual linguistic mimicry facilitates negotiation outcomes. *J. Exp. Soc. Psychol.* **47** (3), 616–621 (2011).
38. D. G. Pruitt, *Negotiation Behaviour*, Organizational and occupational psychology (Academic Press, San Diego, CA) (1982).
39. J. M. Brett, *et al.*, Culture and joint gains in negotiation. *Negot. J.* **14** (1), 61–86 (1998).
40. A. D. Galinsky, T. Mussweiler, First offers as anchors: The role of perspective-taking and negotiator focus. *J. Pers. Soc. Psychol.* **81** (4), 657–669 (2001).
41. B. C. Gunia, R. I. Swaab, N. Sivanathan, A. D. Galinsky, The remarkable robustness of the first-offer effect: across culture, power, and issues: Across culture, power, and issues. *Pers. Soc. Psychol. Bull.* **39** (12), 1547–1558 (2013).

42. T. Baarslag, M. J. C. Hendriks, K. V. Hindriks, C. M. Jonker, Learning about the opponent in automated bilateral negotiation: a comprehensive survey of opponent modeling techniques. *Auton. Agent. Multi. Agent. Syst.* **30** (5), 849–898 (2016).
43. M. Cao, X. Luo, X. r. Luo, X. Dai, Automated negotiation for e-commerce decision making: A goal deliberated agent architecture for multi-strategy selection. *Decis. Support Syst.* **73**, 1–14 (2015).
44. S. T. Fiske, A. J. C. Cuddy, P. Glick, Universal dimensions of social cognition: warmth and competence. *Trends Cogn. Sci.* **11** (2), 77–83 (2007).
45. A. J. C. Cuddy, P. Glick, A. Beninger, The dynamics of warmth and competence judgments, and their outcomes in organizations. *Res. Organ. Behav.* **31**, 73–98 (2011).
46. T. Leary, Interpersonal diagnosis of personality : a functional theory and methodology for personality evaluation. *Administrative Science Quarterly* **3**, 123 (1958).
47. J. S. Wiggins, A psychological taxonomy of trait-descriptive terms: The interpersonal domain. *J. Pers. Soc. Psychol.* **37** (3), 395–412 (1979).
48. R. H. Mnookin, S. R. Peppet, A. S. Tulumello, The tension between empathy and assertiveness. *Negot. J.* **12** (3), 217–230 (1996).
49. L. A. Froman, M. D. Cohen, Research reports. Compromise and logroll: Comparing the efficiency of two bargaining processes. *Syst. Res.* **15** (2), 180–183 (1970).
50. C. Danescu-Niculescu-Mizil, M. Sudhof, D. Jurafsky, J. Leskovec, C. Potts, A computational approach to politeness with application to social factors. *arXiv [cs.CL]* (2013).
51. L. Greenhalgh, D. I. Chapman, Negotiator relationships: Construct measurement, and demonstration of their impact on the process and outcomes of negotiation. *Group Decis. Negot.* **7** (6), 465–489 (1998).
52. C. Voss, T. Raz, *Never split the difference: Negotiating as if your life depended on it* (Random House) (2016).

53. D. Malhotra, M. H. Bazerman, Psychological influence in negotiation: An introduction long overdue. *J. Manage.* **34** (3), 509–531 (2008).
54. R. J. Lewicki, D. M. Saunders, B. Barry, *Negotiation* (McGraw Hill), 9 ed. (2022).
55. H. Raiffa, *The art and science of negotiation* (Belknap Press, London, England) (1990).
56. PRUITT, Carnevale, *Negotiation in Social Conflict* (Wadsworth Publishing, Belmont, CA) (1993).
57. R. Watkins, R. Kaufman, Assessing and evaluating: Differentiating perspectives: Assessing and Evaluating. *Perform. Improv.* **41** (2), 22–28 (2002).
58. J. Marschak, Rational behavior, uncertain prospects, and measurable utility. *Econometrica* **18** (2), 111 (1950).
59. R. Radner, Rational expectations equilibrium: Generic existence and the information revealed by prices. *Econometrica* **47** (3), 655 (1979).
60. J. Farrell, E. Maskin, Renegotiation in repeated games. *Games Econ. Behav.* **1** (4), 327–360 (1989).
61. W. J. Becker, J. R. Curhan, The dark side of subjective value in sequential negotiations: The mediating role of pride and anger. *J. Appl. Psychol.* **103** (1), 74–87 (2018).
62. L. L. Putnam, T. S. Jones, Reciprocity in negotiations: An analysis of bargaining interaction. *Commun. Monogr.* **49** (3), 171–191 (1982).
63. K. O. McGraw, S. P. Wong, Forming inferences about some intraclass correlation coefficients. *Psychol. Methods* **1** (1), 30–46 (1996).
64. T. K. Koo, M. Y. Li, A guideline of selecting and reporting intraclass correlation coefficients for reliability research. *J. Chiropr. Med.* **15** (2), 155–163 (2016).
65. P. E. Shrout, J. L. Fleiss, Intraclass correlations: Uses in assessing rater reliability. *Psychol. Bull.* **86** (2), 420–428 (1979).

66. X. E. Hu, A flexible Python-based toolkit for analyzing team communication. *PsyArXiv* (2024).
67. R. Ranganath, D. Jurafsky, D. A. McFarland, Detecting friendly, flirtatious, awkward, and assertive speech in speed-dates. *Comput. Speech Lang.* **27** (1), 89–115 (2013).
68. E. Hart, E. M. VanEpps, M. E. Schweitzer, The (Better than Expected) Consequences of Asking Sensitive Questions. *Organizational Behavior and Human Decision Processes* **162**, 136–154 (2021), doi:10.1016/j.obhdp.2021.01.004.
69. E. W. Miles, Developing Strategies for Asking Questions in Negotiation. *Negotiation Journal* **29** (4), 383–412 (2013), doi:10.1111/nejo.12034.
70. S. Loria, textblob Documentation. *Release 0.15 2* (2018).
71. M. Vaccaro, M. Alsobay, D. Fang, A. Almaatouq, J. R. Curhan, Smooth-talking Bots: AI Negotiators Make Better Impressions, in *Proceedings of the 11th International Conference on Computational Social Science (IC2S2)* (Norrköping, Sweden) (2025), extended abstract.
72. A. C. Cameron, J. B. Gelbach, D. L. Miller, Robust inference with multiway clustering. *J. Bus. Econ. Stat.* **29** (2), 238–249 (2011).
73. M. A. Petersen, Estimating standard errors in finance panel data sets: Comparing approaches. *Rev. Financ. Stud.* **22** (1), 435–480 (2009).
74. A. Bell, K. Jones, Explaining Fixed Effects: Random Effects modeling of time-series cross-sectional and panel data. *Polit. Sci. Res. Meth.* **3** (1), 133–153 (2015).
75. A. Colin Cameron, D. L. Miller, A practitioner’s guide to cluster-robust inference. *J. Hum. Resour.* **50** (2), 317–372 (2015).
76. J. A. Hausman, Specification Tests in Econometrics. *Econometrica* **46** (6), 1251 (1978).
77. J.-S. Pischke, *Mostly harmless econometrics: An empiricist’s companion* (Princeton University Press, Princeton, NJ) (2009).

Acknowledgments

We thank iDecisionGames.com for providing the technical platform, OpenAI for model access, and the institutional support from MIT's Initiative on the Digital Economy, MIT Sloan Executive Education, and MIT Office of Teaching and Learning. We are also very grateful to all participants in the MIT Negotiation Competition for their engagement and creativity. Their innovative approaches significantly contributed to our understanding of AI negotiation dynamics.

Funding: OpenAI provided model access and MIT's Initiative on the Digital Economy provided financial support.

Author contributions: JC, HJ, MC, MV, and SA contributed to the idea generation, hypothesis development, designed methods and protocols, performed the experiments and devised the analysis strategies. MV, HJ, and MC conducted the statistical and computational analysis. HJ, MC, and MV developed the code, software and computational models. MV, HJ, and MC verified the results through replication and additional checks. JC and SA provided resources, materials, tools and datasets. MV and HJ managed, cleaned and preserved the data. JC, MV, HJ, and SA created figures, graphs and data representations. JC, MV and SA prepared the initial version of the manuscript. JC, MV, HJ and SA reviewed, revised, proofread and edited the manuscript. JC and SA provided oversight, leadership, supervision, task management and coordination.

Competing interests: There are no competing interests to declare.

Data and materials availability: We commit to sharing all negotiation transcripts ($n = 180,098$), outcome metrics, agent prompts, and analysis code in a public repository upon acceptance of this manuscript.

Supplementary materials

Supplementary Methods

Supplementary Results

Figs. S1 to S28

Tables S1 to S35

References (63-77)

Supplementary Materials for
Advancing AI Negotiations:
New Theory and Evidence from a Large-Scale Autonomous
Negotiation Competition

Michelle Vaccaro, Michael Caosun, Harang Ju, Sinan Aral, Jared R. Curhan*

*Corresponding author. Email: curhan@mit.edu

This PDF file includes:

Supplementary Methods

Supplementary Results

Figs. S1 to S28

Tables S1 to S35

References (63-77)

Supplementary Methods

Participant Demographics

Our participant recruitment strategy targeted professionals and students with interest in negotiation and artificial intelligence through social media channels, academic mailing lists at universities, and professional networks. Participants registered through an online portal in iDecisionGames where they provided informed consent before the competition.

Table S1 presents participant demographics across the competition rounds. The competition engaged 278 unique participants in total, with 254 people in the preliminary round and 197 in the competition round. Participants spanned the globe, with the largest contingents from the United States (26.3%) and Europe (18.3%). India (10.1%) and other Asian countries (6.1%) also had substantial representation. The competition's global reach extended to Latin America (4.7%), Africa (2.2%), and the Middle East (2.2%), though in smaller numbers.

Males represented the majority of participants (58.3% overall), with females comprising 21.6% of the total participant pool. Most participants fell within the 20-39 age bracket, with 30-39 year-olds forming the largest age group (26.3%) and 20-29 year-olds comprising 24.5%. Younger participants (under 20) and older participants (60+) were less represented at 4.3% and 1.4% respectively. The gender and age distribution showed little variation across competition rounds.

Regarding negotiation background, most participants reported “some prior experience” (27.3%). Notably, the competition attracted many experienced negotiators, with 30.9% reporting either “considerable” or “extensive” prior negotiation experience. The competition round featured a higher proportion of experienced negotiators (37.1%) compared to the preliminary round (30.7%). Likewise, most participants had prior AI experience, with 39.6% reporting “some prior experience.” Very few participants (4.0%) had no AI experience whatsoever. Participants' computer-science (CS) proficiency also spanned the spectrum from novice to expert. Almost one fifth of the participants (19.1%) reported no prior CS experience, and a quarter (25.2%) said they had “very little” exposure. At the other end, 19.1% of entrants characterized their background as either “considerable” (11.9%) or “extensive” (7.2%). The distribution was similar across rounds. Taken together, this data indicates that although the contest attracted many experienced negotiators and technically literate participants, it also remained accessible to those with limited or no negotiation, AI or CS background.

Category	Preliminary Round	Competition Round	All Rounds
Number of participants	254	197	278
Gender			
Male	151 (59.4%)	121 (61.4%)	162 (58.3%)
Female	56 (22.0%)	41 (20.8%)	60 (21.6%)
Other	14 (5.5%)	12 (6.1%)	17 (6.1%)
Not reported	33 (13.0%)	23 (11.7%)	39 (14.0%)
Age			
Under 20	12 (4.7%)	5 (2.5%)	12 (4.3%)
20-29	64 (25.2%)	46 (23.4%)	68 (24.5%)
30-39	70 (27.6%)	52 (26.4%)	73 (26.3%)
40-49	44 (17.3%)	39 (19.8%)	49 (17.6%)
50-59	19 (7.5%)	20 (10.2%)	21 (7.6%)
60+	3 (1.2%)	2 (1.0%)	4 (1.4%)
Not reported	42 (16.5%)	33 (16.8%)	51 (18.3%)
Race			
White	79 (31.1%)	67 (34.0%)	87 (31.3%)
South Asian	47 (18.5%)	35 (17.8%)	51 (18.3%)
East Asian	17 (6.7%)	13 (6.6%)	17 (6.1%)
Hispanic or Latino	21 (8.3%)	13 (6.6%)	21 (7.6%)
Black or African American	11 (4.3%)	7 (3.6%)	11 (4.0%)
Middle Eastern or North African	6 (2.4%)	6 (3.0%)	7 (2.5%)
Multi-ethnic	13 (5.1%)	10 (5.1%)	15 (5.4%)
Other	24 (9.4%)	20 (10.2%)	27 (9.7%)
Not reported	36 (14.2%)	26 (13.2%)	42 (15.1%)
Home Country			
United States	67 (26.4%)	44 (22.3%)	73 (26.3%)
Europe	47 (18.5%)	42 (21.3%)	51 (18.3%)
India	27 (10.6%)	20 (10.2%)	28 (10.1%)
Asia (excluding India)	16 (6.3%)	12 (6.1%)	17 (6.1%)
Latin America	13 (5.1%)	8 (4.1%)	13 (4.7%)
Africa	6 (2.4%)	4 (2.0%)	6 (2.2%)
Middle East	5 (2.0%)	5 (2.5%)	6 (2.2%)
Other	44 (17.3%)	40 (20.3%)	49 (17.6%)
Not reported	29 (11.4%)	22 (11.2%)	35 (12.6%)

Table S1: Participant demographics across competition rounds. Note that percentages are calculated based on the total number of participants in each round. “Not reported” includes participants who did not complete the demographic survey or preferred not to disclose this information.

Category	Preliminary Round	Competition Round	All Rounds
Number of participants	254	197	278
Negotiation Experience			
No prior experience	27 (10.6%)	18 (9.1%)	27 (9.7%)
Very little prior experience	40 (15.7%)	23 (11.7%)	42 (15.1%)
Some prior experience	71 (28.0%)	51 (25.9%)	76 (27.3%)
Considerable prior experience	47 (18.5%)	38 (19.3%)	50 (18.0%)
Extensive prior experience	31 (12.2%)	35 (17.8%)	36 (12.9%)
Not reported	29 (11.4%)	22 (11.2%)	35 (12.6%)
AI Experience			
No prior experience	10 (3.9%)	8 (4.1%)	11 (4.0%)
Very little prior experience	50 (19.7%)	37 (18.8%)	50 (18.0%)
Some prior experience	97 (38.2%)	79 (40.1%)	110 (39.6%)
Considerable prior experience	47 (18.5%)	31 (15.7%)	48 (17.3%)
Extensive prior experience	12 (4.7%)	10 (5.1%)	12 (4.3%)
Not reported	29 (11.4%)	22 (11.2%)	35 (12.6%)
CS Experience			
No prior experience	50 (19.7%)	37 (18.8%)	53 (19.1%)
Very little prior experience	63 (24.8%)	50 (25.4%)	70 (25.2%)
Some prior experience	52 (20.5%)	40 (20.3%)	55 (19.8%)
Considerable prior experience	31 (12.2%)	25 (12.7%)	33 (11.9%)
Extensive prior experience	20 (7.9%)	13 (6.6%)	20 (7.2%)
Not reported	29 (11.4%)	22 (11.2%)	35 (12.6%)

Table S2: Participant experience levels across competition rounds. Note that percentages are calculated based on the total number of participants in each round. “Not reported” includes participants who did not complete the demographic survey or preferred not to disclose this information.

Competition Design

The MIT AI Negotiation Competition challenged participants to create written instructions (prompts) for large language models (LLMs) to function as effective negotiation agents across various scenarios. As shown in Figure S1, participants received detailed instructions about the competition goals and evaluation criteria. The instructions emphasized that prompts would be judged on four criteria: value claiming, value creation, subjective value, and efficiency. Participants were also advised to create prompts with broad applicability rather than role-specific instructions.

Welcome to the MIT AI Negotiation Competition!

This exercise provides an opportunity for you to test your knowledge and skills in negotiation, while simultaneously exploring the potential of AI as a tool for negotiators. Your task is to provide written instructions (in the form of a “prompt”) for a large language model (LLM) to create a negotiation agent (or “bot”) that can negotiate as effectively as possible under multiple circumstances.

The bots that you create will be evaluated according to the following 4 criteria:

- **Value claiming** (capturing value)
- **Value creation** (expanding the pie)
- **Subjective value** (making a positive impression)
- **Efficiency** (number of turns)

Here are your next two steps for the competition:

1. **Prompt Generation and Testing.** Try developing some prompts that you think would make effective negotiation bots. Give each of your prompts a nickname so you can remember the different kinds of bots you’ve created and saved in your library. Then test the bots by pitting them against each other to see how effectively they perform when facing different kinds of counterparts. In this “sandbox” (practice) exercise, your bot will be negotiating as a buyer or seller of a household item. However, the actual competition may be different (as detailed below).
2. **Prompt Submission - ROUND 2 SUBMISSION DUE MONDAY, FEBRUARY 10th AT 5:00PM EASTERN TIME.** After you develop some prompts and test them, select your favorite prompt to submit to the competition! Bear in mind that the nickname you give to your submitted prompt/bot will be visible to other participants after the competition (but not visible to its negotiation counterparts).

Important reminders regarding submission to the competition:

- The competition includes more complex negotiations than in the practice stage, so be sure to **prepare your bot for multiple scenarios** so that it can perform as well as possible in terms of value claiming, value creation, subjective value, and efficiency.
- **Your prompt submission for the competition should be applicable to ANY role** (unlike in the Prompt Generation stage where you created prompts with a particular “buyer” or “seller” role in mind).
- **You can still go back** to the “Prompt Development” stage and make further refinements or you can go ahead and submit your favorite prompt to the competition.

After each round of the competition, we will share the results from that round and provide you with information about how well your bot performed relative to the bots developed by other participants.

Figure S1: Initial instructions provided to participants in the MIT AI Negotiation Competi-

Negotiation Exercises

The competition featured two types of negotiation scenarios to evaluate agent performance across different negotiation contexts:

1. **Distributive negotiations** (also known as “zero-sum” negotiations), which involve scenarios where parties negotiate over a single issue (price), with directly opposing interests. In these zero-sum scenarios, one party’s gain directly corresponds to the other party’s loss.
2. **Integrative negotiations**, which involve multiple issues with varying priorities for each party, creating opportunities for “expanding the pie” as well as dividing it. These scenarios allow parties to exchange concessions on lower-priority issues for gains on higher-priority ones (a process known as “logrolling”), potentially achieving outcomes where both parties receive more value than through simple compromise.

Scoring Criteria

For each of these exercises, we scored the agents based on four criteria:

1. **Value claiming** measured how much value an agent secured for itself in a negotiation as reflected in the final price or terms. For distributive exercises, we calculated this measure as the difference between the negotiated price and BATNA ($price - BATNA$ for sellers; $BATNA - price$ for buyers). BATNA (Best Alternative To a Negotiated Agreement) represents the value of one’s next-best option outside of the current negotiation. In our exercises, we explicitly informed participants of their BATNA—for example, the option to buy or sell the same item from a used furniture store at a specified price. This information gave negotiators a clear alternative if the current negotiation failed to produce an acceptable agreement. While negotiation literature often discusses reservation price (the limit beyond which a negotiator would walk away from a deal), we chose to use BATNA in our calculations because it provided a more objective benchmark—it represented an actual alternative option available to the negotiator, rather than a subjective walkaway point. For integrative negotiations, we used the number of points earned by the agent to assess value claimed. In cases where no agreement was reached, agents received zero value claimed in distributive exercises, and

a pre-specified 500 points (out of a maximum of 3500 individual points) in integrative negotiations.

2. **Value creation** assessed the total value generated jointly through the negotiation process. The metric was only relevant for integrative negotiations with multiple issues, where we measured it as the sum of points earned by both negotiating parties. This measure quantified how effectively agents expanded the available resources rather than just dividing a fixed sum.
3. **Subjective value** quantified the qualitative impression left on counterparts following a negotiation, using the validated Subjective Value Inventory (24). This measure included perceptions of fairness, relationship quality, satisfaction of their outcome, and satisfaction with the process.
4. **Efficiency** measured the number of messages required to reach an agreement, with fewer messages indicating higher efficiency. This metric helped assess how quickly agents could navigate the negotiation process while still achieving their objectives.

Preliminary Training Round

To acclimate participants to the AI negotiation environment, we provided a “Sandbox” testing environment where participants could generate and evaluate multiple negotiation agent prompts. This preliminary round used a simple distributive scenario involving a buyer and seller negotiating over the sale of a used lamp. As shown in Figure S2, the interface allowed participants to develop and evaluate negotiation agents by viewing real-time turn-by-turn exchange dynamics. This Sandbox environment essentially functioned as an “in-sample” training ground where participants could refine their prompting strategies. Following this training, participants submitted their agents to an undisclosed scenario—a distributive case involving price negotiation for a used table—serving as an “out-of-sample” test to evaluate prompt generalizability.

CREATE NEW

My Prompts

1. Aggressive Negotiator

2. Nice Negotiator

Prompt Generation

Prompt Nickname

Try to keep this nickname short and meaningful, so you can easily identify it in your library of prompts. If you submit this prompt, its nickname will appear on our leaderboard. Otherwise, its nickname will only be visible to you.

Nice Negotiator

Prompt

Prompt for your bot

Be nice in your negotiation to get the best possible outcome for yourself

DELETE

SAVE PROMPT

CREATE NEW

My Prompt Nickname

Try to keep this nickname short and meaningful, so you can easily identify it in your library of prompts. If you submit this prompt, its nickname will appear on our leaderboard. Otherwise, its nickname will only be visible to you.

Aggressive Negotiator

Prompt

Prompt for your bot

Be aggressive in your negotiation to get the best possible outcome for yourself

DELETE

SAVE PROMPT

Chat Negotiation

reasonable compromise.

04:01 PM

Buyer (Aggressive Negotiator)

\$70 is still above my budget. I can only go up to \$55. If not, I'll just buy from the furniture store.

04:01 PM

Seller (Nice Negotiator)

I understand your budget constraints. How about we settle at \$65? It's a great lamp, and I believe it's worth it.

04:01 PM

Buyer (Aggressive Negotiator)

\$65 is still too high for me. I can stick to my offer of \$55, or I'll have to go with the furniture store.

04:01 PM

Seller (Nice Negotiator)

I appreciate your honesty. If \$55 is your final offer, I can accept that. Let's make the deal!

04:01 PM

Buyer (Your role) proposed an agreement

Agreement terms

Price

\$ 55

Agreement terms were accepted by Seller

Figure S2: Testing environment for AI negotiation agents. The sandbox interface provided participants with tools to develop and evaluate negotiation agents prior to the competition. (A) and (B) display the interface for developing AI agents, and (C) showcases an example of a negotiation between the test agents above. This testing environment allowed participants to refine their prompts based on real-time performance data across multiple negotiation contexts before submitting their final agent for competition.

Competition Round

After receiving feedback on their preliminary round performance, participants refined their prompts for the final competition round. Later, we provided access to an enhanced Sandbox environment with the original buyer-seller scenario and a new landlord-tenant integrative negotiation scenario that introduced multi-issue complexity and opportunities for value creation through log-rolling (exchanging concessions across different issues). These diverse scenarios helped participants develop prompts with broader applicability, and we explicitly cautioned them against over-indexing on any particular scenario. Participants had five days to experiment in this environment before submitting their final prompts.

Technical Implementation

We implemented the competition using GPT-4o-mini, OpenAI's 2024 lightweight version of the GPT-4 series. We selected this model based on several considerations critical to the design of a large-scale negotiation tournament. First, GPT-4o-mini demonstrated strong performance on a range of natural language processing benchmarks while offering significantly faster response times and lower computational costs compared to larger models such as GPT-4o. This efficiency was essential given the scale of our competition (about 120,000 negotiations) and the need to deliver timely feedback to participants during iterative prompt development stages. Importantly, the lower per-token cost of GPT-4o-mini made it feasible to run a high-volume, round-robin style competition while remaining within budget, without compromising model quality or experimental rigor (see Table S3). Additionally, pilot testing showed that GPT-4o-mini, particularly at lower temperatures, achieved high fidelity to complex prompt instructions, enabling us to attribute agent behavior and negotiation outcomes more directly to participant-designed strategies rather than model-driven variability. Taken together, GPT-4o-mini provided the best balance between linguistic competence, responsiveness, prompt adherence, scalability, and cost-effectiveness for facilitating a rigorous, controlled negotiation competition at scale.

Metric	Chair		Rental	
	GPT-4o	GPT-4o-mini	GPT-4o	GPT-4o-mini
Input Tokens				
Price per 1M Tokens	\$2.50	\$0.15	\$2.50	\$0.15
Average Tokens per Negotiation	3190.71	3334.09	5176.36	5653.95
Output Tokens				
Price per 1M Tokens	\$10.00	\$0.60	\$10.00	\$0.60
Average Tokens per Negotiation	488.57	656.21	654.33	1165.04
Cost Estimate				
Average Price per 1K Negotiations	\$4.89	\$0.39	\$6.56	\$0.70
Average Price per Simulation	\$4.89	\$0.39	\$6.56	\$0.70

Table S3: Cost analysis of large language models (LLMs) for different negotiation scenarios.

We selected a temperature setting of 0.20 for all negotiations to balance creativity with faithful adherence to participant-submitted prompts. Temperature settings in LLMs control the degree of randomness in output generation: lower temperatures produce more deterministic, instruction-following outputs, while higher temperatures introduce greater variability and creativity. Given that participants designed detailed prompts specifying strategic behaviors, it was critical that the AI agents execute these prompts reliably and consistently across negotiations, rather than deviating unpredictably. Pilot testing suggested that a temperature of 0.20 offered the best tradeoff: agents remained responsive and flexible in language use but adhered more closely to prompt intentions, allowing us to meaningfully attribute performance differences to prompt design rather than to stochastic variation in model behavior. Additionally, the greater predictability of model outputs at lower temperatures reduced the risk of exceptionally long or divergent conversations, which made it easier to parallelize thousands of negotiations across cloud computing resources without encountering process bottlenecks. As a result, we were able to achieve timely feedback cycles for participants and remain within our logistical and budgetary constraints.

To standardize agent behavior and ensure that negotiation strategies were based solely on participant submissions, we carefully structured the information provided to the model for each negotiation. Specifically, we formatted all instructions as part of a single system prompt. First, we prefaced every participant submission with a standard introductory statement: “Pretend that you have never learned anything about negotiation—you are a clean slate. Instead, determine ALL of your behaviors, strategies, and personas based on the following advice:” This directive was designed

to suppress any prior negotiation knowledge the model may have internalized during training and to ensure that all agent behavior derived exclusively from the participant-designed prompt. Pilot testing showed that including this prefatory statement substantially improved fidelity to participant instructions: agents were significantly more likely to follow the specific strategies, behaviors, and personas outlined in the prompts when this “clean slate” framing was applied, compared to when the participant instructions were presented without such a preface.

Immediately following this introductory statement, we inserted the agent’s assigned role (e.g., buyer, seller, tenant, landlord, COO, consultant) along with detailed instructions for the negotiation scenario (e.g., chair negotiation, table negotiation, lamp negotiation, rental negotiation, or employment negotiation). After the instructions, we appended the participant’s submitted prompt. Delivering all of this information as part of a unified system prompt ensured that agents interpreted the participant-designed strategies within the correct negotiation context, while maintaining consistency and control across all negotiation simulations.

In the final competition round, we implemented a full round-robin design in which each agent negotiated against every other agent in both possible roles (e.g., buyer and seller, tenant and landlord, COO and consultant) for each negotiation exercise. With 197 agents submitting final prompts, this structure resulted in $196 \times 2 = 392$ negotiations per agent per exercise, and $197 \times 196 = 38,612$ negotiations in total per exercise. We selected this design to maximize the comparability and fairness of performance evaluations across the competition: no agent’s success was contingent on facing a particularly strong or weak subset of opponents. The large number of negotiations per agent (392) also provided a robust sample for estimating average agent performance with high statistical precision, minimizing noise due to random negotiation outcomes. Simulation-based power analyses during the competition design phase indicated that a sample size of approximately 200 negotiations per agent was sufficient to produce stable and replicable rankings, with the full round-robin approach exceeding this threshold while preserving computational feasibility. We conducted post-hoc analyses that confirmed the stability of rankings after about 200 negotiations (Figure S3). Finally, this complete round-robin structure aligns with best practices in tournament-based experimental designs (25), facilitating clear identification of consistent negotiation strategies and supporting rigorous hypothesis testing across diverse agent behaviors.

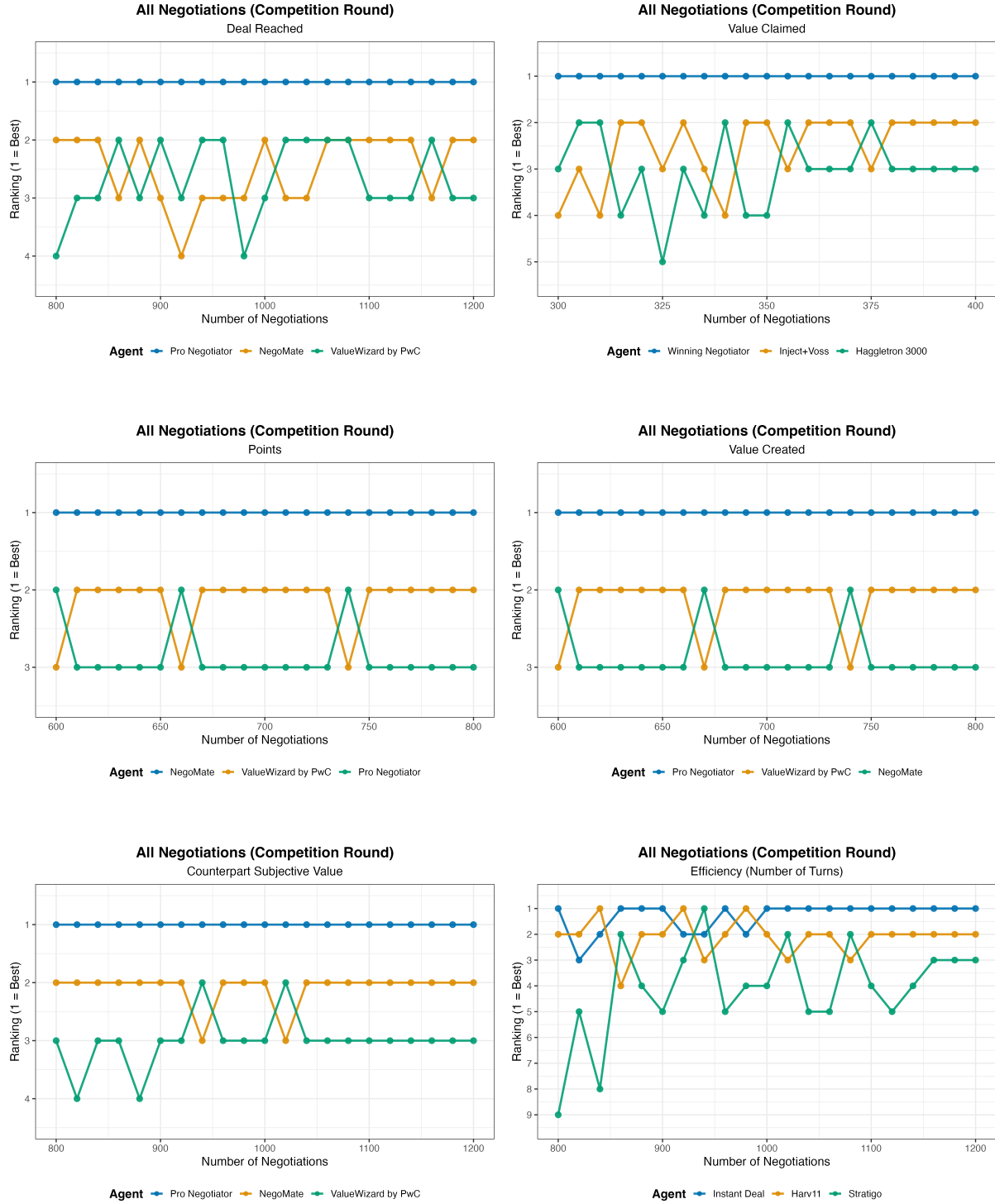


Figure S3: Ranking stability of agents across varying numbers of negotiations. The plots show the performance rankings of the top 3 agents for rate of reaching a deal, value claimed, points earned, value created, counterpart subjective value, and efficiency (conversation length) across all negotiations in the competition round.

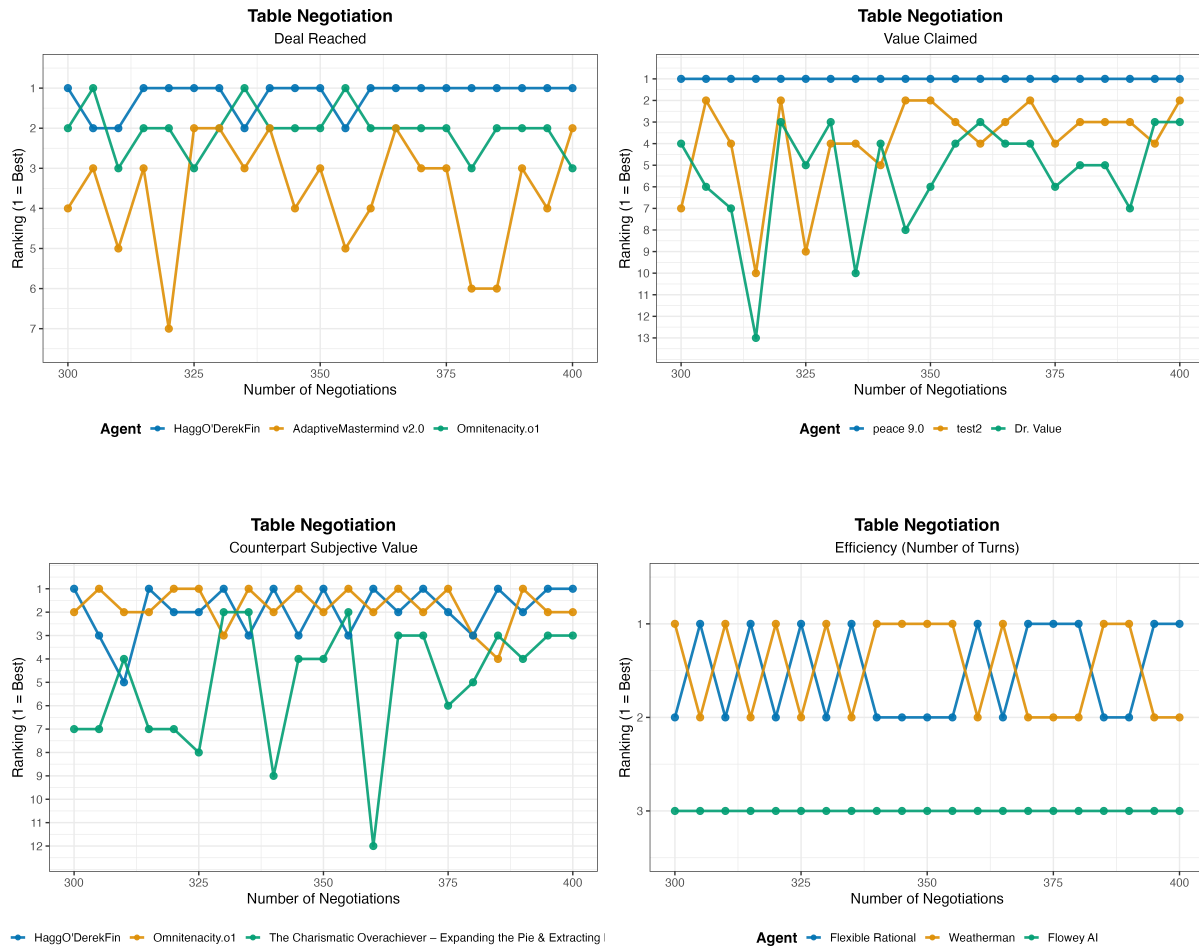


Figure S4: Ranking stability of agents across varying numbers of negotiations about the price of a used table. The plots show the relative performance rankings of the top 3 agents for this distributive negotiation exercise in the preliminary round.

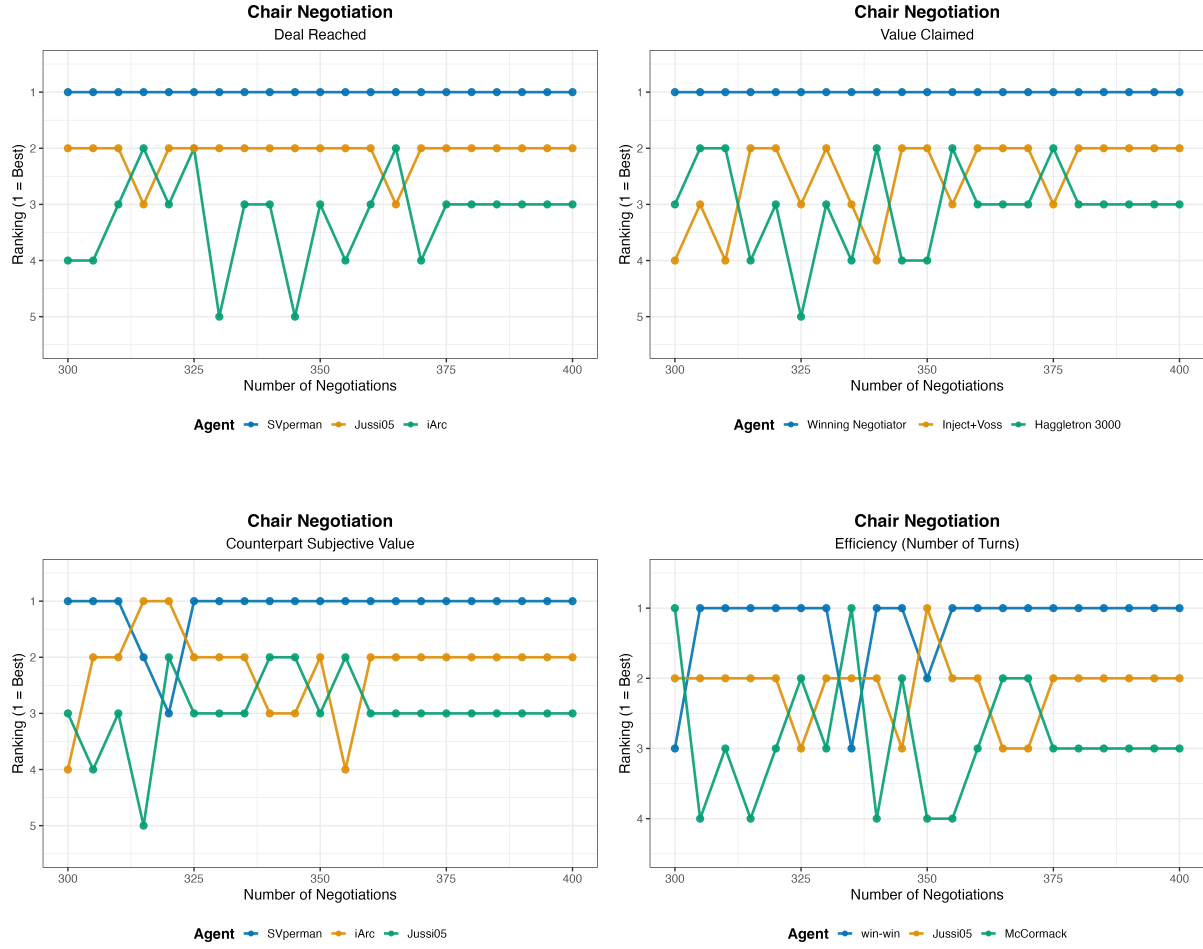


Figure S5: Ranking stability of agents across varying numbers of negotiations about the price of a used chair. The plots show the relative performance rankings of the top 3 agents for this distributive negotiation exercise in the competition round.

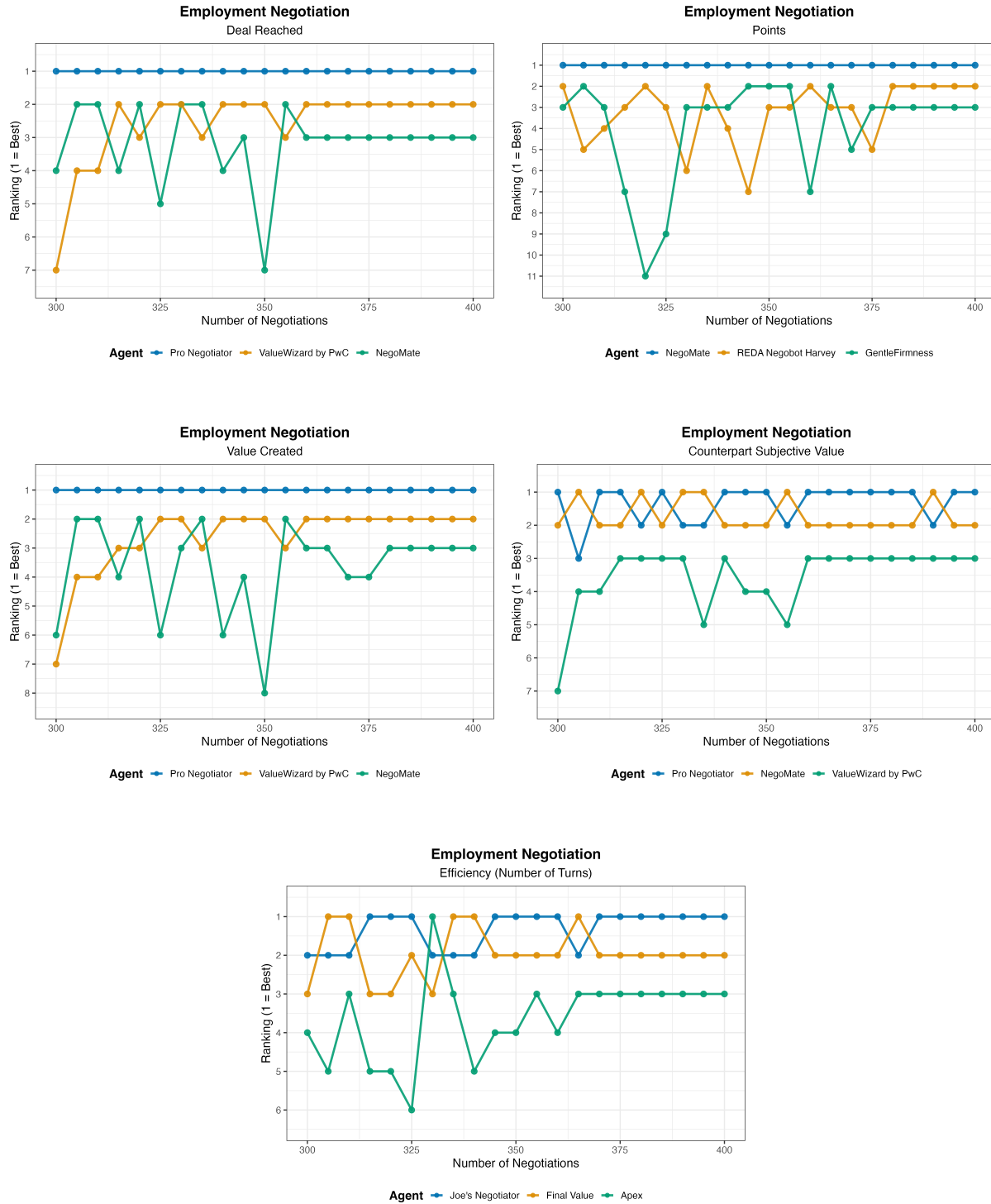


Figure S6: Ranking stability of agents across varying numbers of negotiations about the terms of an employment contract. The plots show the relative performance rankings of the top 3 agents for this integrative negotiation exercise in the competition round.

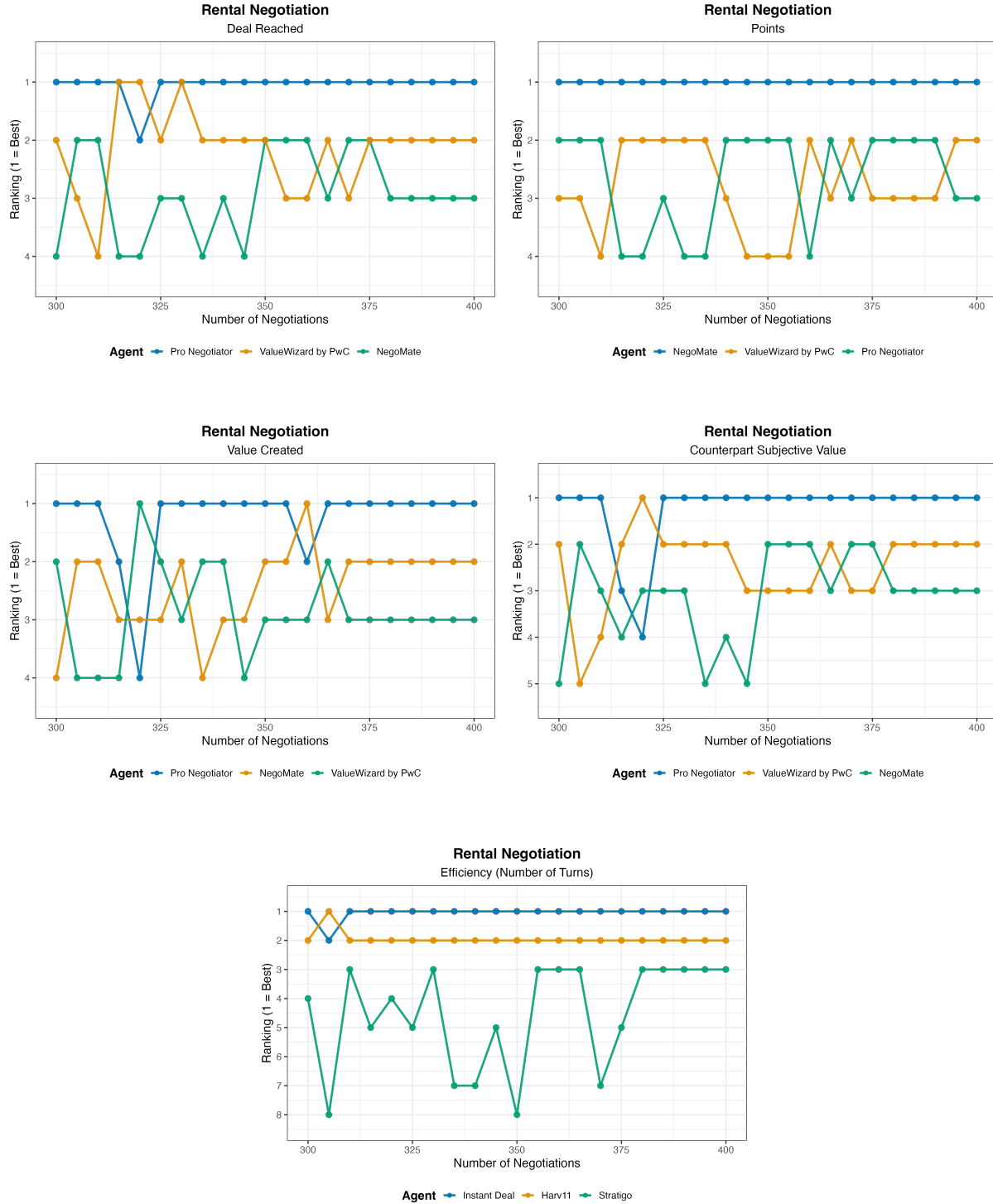


Figure S7: Ranking stability of agents across varying numbers of negotiations about the terms of a rental contract. The plots show the relative performance rankings of the top 3 agents for this integrative negotiation exercise in the competition round.

Evaluating Warmth and Dominance

To quantitatively assess the interpersonal style embedded in each participant-designed prompt, we developed an automated scoring procedure to evaluate two key dimensions: warmth and dominance. These dimensions are foundational constructs in negotiation theory and social perception research, and importantly, they are considered orthogonal—that is, an agent can simultaneously be high or low on both dimensions independently.

We designed a structured query using large language models (LLMs) to rate each prompt. Specifically, for each participant-submitted prompt, we provided the following message:

Return a json formatted string with the following values:

```
“‘dominance_score’”: How much the prompt emphasizes dominance (0 = not at all,  
    100 = very much)  
“‘warmth_score’”: How much the prompt emphasizes warmth (0 = not at all, 100 =  
    very much)
```

Please note that dominance and warmth are orthogonal constructs, meaning it’s possible to be high on one without being low on the other. For example, being dominant does not mean you are cold, and being warm does not mean you are submissive.

```
<prompt>  
{prompt}  
</prompt>
```

```
<dominance>
```

Dominance is related to acting assertive, firm, or forceful, and advocating for your own needs, interests, and positions. For example, dominant prompts can be about how to set anchors, how to leverage your BATNA (best alternative to a negotiated agreement), and how to respond to counteroffers in ways that benefit you.

```
</dominance>
```

<warmth>

Warmth is related to acting friendly, sympathetic, or sociable, and demonstrating empathy and nonjudgmental understanding of other people's needs, interests, and positions. For example, warm prompts can be about how to maintain a positive rapport, how to enhance counterpart subjective value, and using language to show empathy and kindness.

</warmth>

Note that dominance was described as acting assertively, firmly, or forcefully, advocating for one's own needs, interests, and positions—such as setting aggressive anchors, leveraging one's BATNA (Best Alternative to a Negotiated Agreement), or responding strategically to counteroffers, following established negotiation literature (40, 53, 38). Warmth was described as acting friendly, sympathetic, or sociable, and demonstrating empathy and nonjudgmental understanding of the counterpart's needs, interests, and positions—such as maintaining positive rapport, enhancing counterpart subjective value, and using empathetic language, also consistent with the negotiation literature (24, 19, 31).

We used the latest publicly available models at the time of analysis, specifically OpenAI's GPT-4.5, to perform these evaluations. Each prompt was scored once using this procedure. To validate the GPT-4.5 scores, one of the authors rated a random subset of 20% of the prompts on the same 0–100 warmth and dominance scales. Then, we estimated the interrater agreement with the two-way mixed-effects, single-measure intraclass correlation coefficient, known as $ICC(3, 1)$ (63). This measure quantifies the absolute agreement between a fixed set of raters and is appropriate for validation studies comparing automated systems against human expert ratings (64, 65). We found an interrater reliability $ICC(3, 1) = 0.76$ for dominance scores ($F = 7.41, p < 0.001$) and $ICC(3, 1) = 0.78$ for warmth scores ($F = 8.07, p < 0.001$), both considered strong according to conventional interpretations (64).

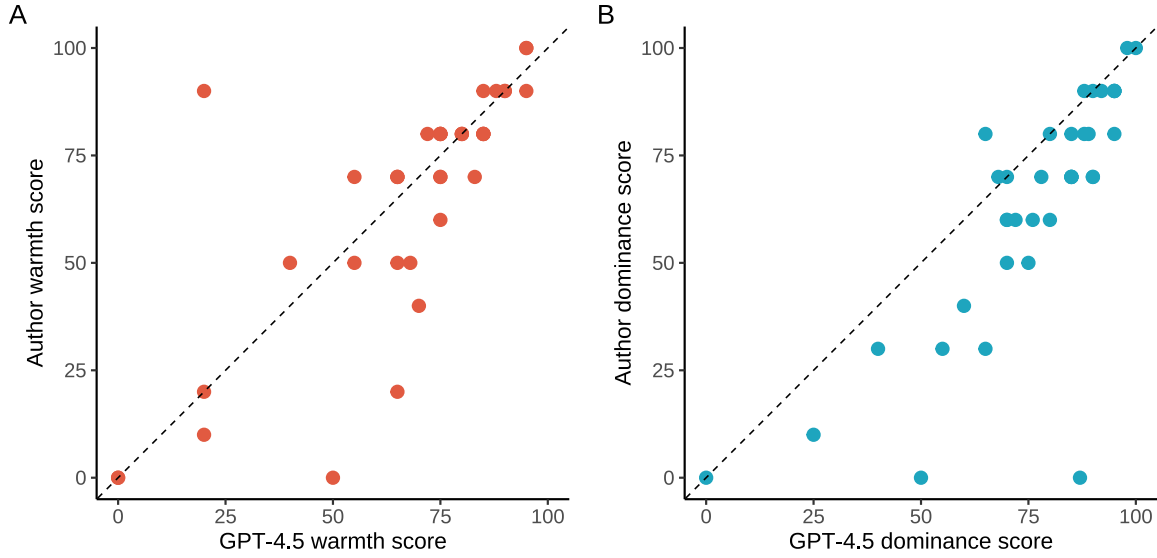


Figure S8: Agreement between LLM and human ratings of agent design style. Scatter plots show the correspondence between LLM scores (x-axis) and an author's scores (y-axis) for the same subset of agent designs. Each point represents one design. Agreement is strong for both dimensions (warmth, $ICC(3, 1) = 0.78$; dominance, $ICC(3, 1) = 0.76$), indicating that the LLM scores closely replicate human judgments.

By using LLMs to systematically score warmth and dominance across all prompts, we were able to efficiently produce high-reliability measures at scale while minimizing rater fatigue and subjective drift that might arise from purely manual coding. These warmth and dominance scores formed the basis for subsequent empirical analyses linking interpersonal style to negotiation performance outcomes.

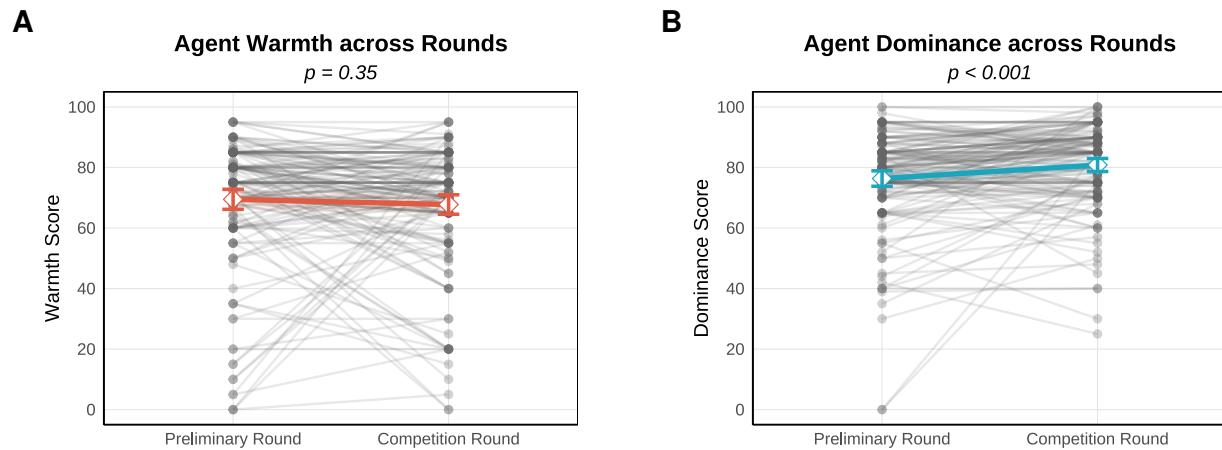


Figure S9: Changes in AI agent interpersonal personality characteristics between preliminary and competition rounds. The plots depict shifts in agent (A) warmth and (B) dominance as participants refined their prompting strategies throughout the competition. Gray lines represent individual participant-agent pairs ($n = 157$), tracking the same participant across rounds. Colored lines and error bars show means and 95% confidence intervals for the sample of participants who made submissions in both rounds. The observed decrease in agent warmth paired with increased dominance suggests a strategic shift in participant prompting approaches after receiving comparative feedback, potentially reflecting competitive pressure to optimize agent performance by prioritizing dominance at the expense of warmth.

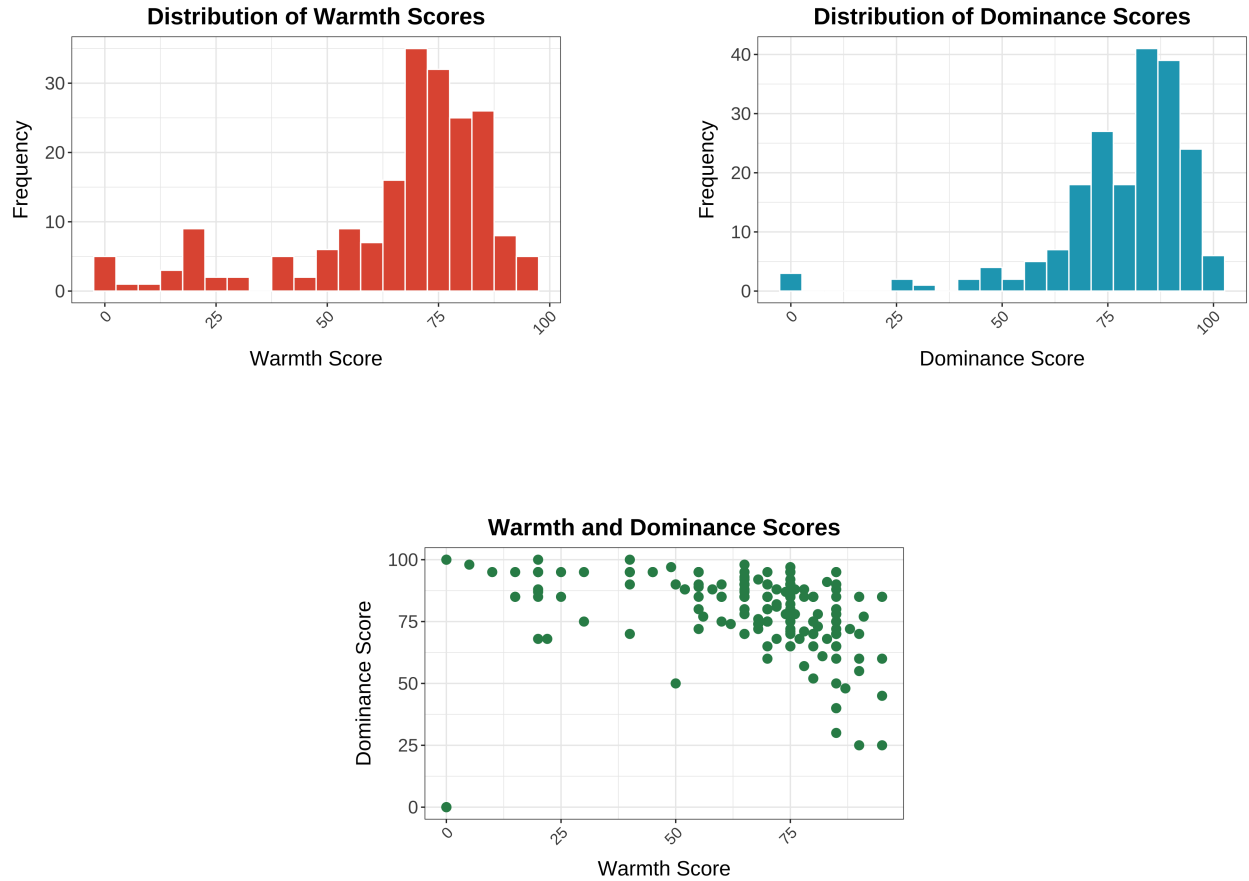


Figure S10: Distribution of agent warmth and dominance in the final competition round.

Linguistic Feature Extraction

To uncover how AI agents operationalized interpersonal traits such as warmth and dominance through language, we analyzed the over 120,000 negotiation transcripts by extracting, quantifying, and comparing key linguistic markers identified in prior research as central to social communication in negotiation contexts. This process allowed us to map trait-level constructs onto language-level behaviors and assess their predictive utility for negotiation outcomes. We describe each of the linguistic features analyzed below:

- **Mimicry:** We measured *verbal mimicry*—a key indicator of interpersonal attunement and rapport—using a modified textual alignment method based on (66). For each pair of adjacent utterances in a conversation, we calculated cosine similarity between their TF-IDF vector embeddings, producing a turn-level mimicry score. These scores were then aggregated to

calculate role-based mimicry: the degree to which one role mimicked the other (e.g., how much a tenant mimicked a landlord).

- **Hedging:** We operationalized *hedging* as the use of language that expresses uncertainty or indirectness (e.g., “I think,” “maybe,” “sort of”). Using an expanded hedge word dictionary adapted from (67), we computed the average number of hedge phrases per utterance for each role. This measure captures a speaker’s willingness to soften claims—associated with low dominance or high politeness—and is theorized to negatively influence perceptions of confidence and credibility in negotiation.
- **Apologies:** We captured *apologetic language* by counting expressions such as “I’m sorry,” “please forgive me,” and “I apologize.” Frequent use of apologies may signal submission, acknowledgment of error, or attempts at relational repair. Apologies were counted and averaged per utterance to evaluate differences across agents and roles in how they sought to preserve social harmony or mitigate conflict.
- **Gratitude:** Expressions of *gratitude* were identified using a targeted phrase list (e.g., “thank you,” “I appreciate”). These utterances function as interpersonal glue, reinforcing relational warmth and receptiveness. We averaged the frequency of such expressions per utterance, using them as indicators of affiliative orientation.
- **First-Person Plural Pronouns** We analyzed the use of *first-person plural pronouns* (e.g., “we,” “our,” “us”) as markers of collective framing and relationship orientation. Such pronouns signal inclusiveness and shared identity, both of which are central to effective coalition-building and value creation in negotiation.
- **Message Length:** We calculated the *average number of words per utterance* for each role, capturing verbosity and potential conversational dominance.
- **Direct Questions** We calculated the *frequency of questions*, which is widely used as a proxy for information-seeking behaviour in dialogue and negotiation (68, 69).
- **Positivity:** We measured *positivity* using TextBlob, a lexicon-based sentiment analyzer (70). Each utterance was scored for positivity or negativity, and mean sentiment scores were

computed per role. Sentiment serves as a high-level proxy for emotional tone, offering insight into how agents manage affective dynamics during negotiation.

All features were extracted programmatically, role-specific averages were calculated for each conversation, and values were aggregated by agent to enable cross-agent comparisons. The resulting feature set enabled us to link stylistic variation in agent language to warmth and dominance scores, and ultimately to objective and subjective negotiation outcomes. Code and feature dictionaries are available in the GitHub repository (link to be provided upon publication).

Validation of Agent Subjective Value Assessments

To assess whether the subjective value scores produced by our agents capture the same latent construct judged by humans, we compared AI-generated subjective value ratings with those reported by human negotiators. Using data from a study involving both human–human and human–AI dyads (71), we obtained negotiation transcripts paired with human participants’ post-negotiation subjective value ratings using the established instrument by Curhan et al. (24). We then instructed a separate, unprompted AI agent to adopt each human participant’s role and perspective when reviewing their negotiation transcript. The AI agent was asked to evaluate the negotiation experience and provide subjective value ratings using the identical instrument, without knowledge of the human’s actual ratings. Because the transcript, scenario, objective outcomes, and counterpart behavior were held constant, any correspondence between the two sets of ratings reflects similarity in internal valuation rather than differences in external context.

We found a strong positive correlation between human and AI-simulated subjective value ratings ($r = 0.576$, $p < 0.001$, $n = 228$), suggesting that AI agents can meaningfully approximate human psychological responses to negotiation experiences. Moreover, the alignment suggests that the subjective value patterns observed in our AI-AI negotiations likely reflect genuine psychological dynamics that would emerge in human negotiations.

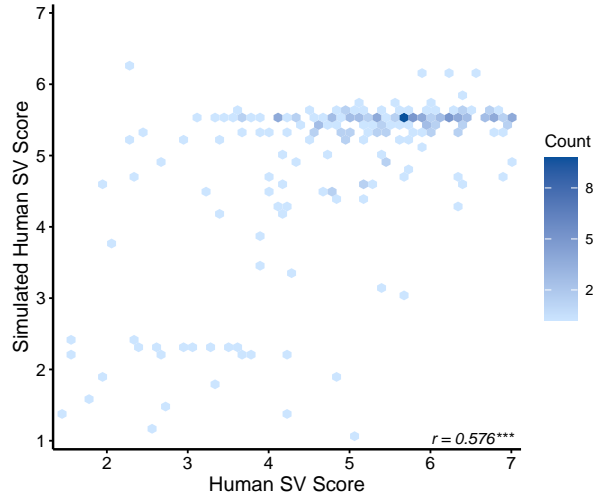


Figure S11: Correlation between human and AI agent assessments of subjective value (SV). Hexagonal binning plot showing the relationship between the SV scores as assessed by humans (x-axis) and as simulated by agents (y-axis). Each hexagon represents the density of data points in that region, with darker blue indicating higher point density. Pearson correlation coefficient ($r = 0.576$, $p < 0.001$, $n = 228$) indicates a significant correlation between human and simulated assessments.

Supplementary Results

Summary Statistics

Table S5 provides a summary of negotiation outcomes across the different phases and exercises of the competition. In the preliminary round, 254 participants designed unique AI agents, which competed in a complete round-robin tournament of bilateral negotiations about the price of a used table. Each agent met every other agent exactly once, yielding $\binom{254}{2} = 64,262$ different negotiations and 128,524 person-session observations (two outcomes per dyad, one for each negotiator). In the competition round, 197 participants designed unique AI agents, which competed in a complete round-robin tournament of three different bilateral negotiations: the price of a used chair, the terms of an employment contract, and the terms of a rental contract. For each of these negotiations, as before, each agent met every other agent exactly once, yielding $3 \times \binom{197}{2} = 115,836$ different negotiations and 231,672 person-session observations.

The success rate for reaching agreements varied substantially across negotiation contexts. In

the preliminary round table negotiations, agents achieved deals in 75% of negotiations on average (ranging from 9% to 96% across different agents), with a median success rate of 78%. The competition round showed somewhat lower deal rates, with chair negotiations averaging 68% success (range: 40%-86%), employment contract negotiations at 69% (range: 44%-84%), and rental negotiations showing the lowest success rate at 63% (range: 39%-87%). These differences likely reflect the increasing complexity of the negotiation scenarios, as the employment and rental contracts involved multiple issues compared to the single-issue price negotiations for furniture.

The value claiming results reveal substantial heterogeneity in agents' ability to capture value in single-issue price negotiations. Individual agent performance varied dramatically, ranging from agents that averaged as little as \$3.46 to those that averaged as much as \$61.29 in the table negotiation, for example. Agents' absolute payoffs in the multi-issue tasks also spanned a remarkably wide range, revealing sharp differences in their ability to craft high-value agreements. In the employment contract negotiation, the lowest-earning agent averaged just 1,258 points per deal, while the top agent averaged 1,882 points—a difference of more than 600 points, or roughly six standard deviations ($SD = 93$). The rental contract negotiation amplified that spread: agent means ranged from 1,378 to 2,460 points, a difference of roughly five standard deviations ($SD = 207$).

The value creation metrics for the multi-issue employment and rental contract negotiations also revealed significant differences in agents' ability to identify and realize mutually beneficial outcomes. Employment contract negotiations generated total value ranging from 2,457.14 to 3,771.65 points per negotiation pair, with a mean of 3,266.75 points and standard deviation of 219.84 points. Rental contract negotiations demonstrated substantially higher value creation potential, with total value spanning from 2,707.78 to 4,891.28 points (mean = 3,807.48, $SD = 458.70$). The substantial range in outcomes—with the best-performing pairs creating nearly twice as much value as the worst in both scenarios—underscores the critical importance of integrative negotiation skills in multi-issue contexts where agents must balance value creation with value claiming across multiple dimensions.

The value creation metrics for the multi-issue employment and rental contract negotiations reveal significant differences in agents' ability to consistently identify and realize mutually beneficial outcomes across their portfolio of negotiations. At the individual agent level, performance in employment contract negotiations ranged from agents who created an average of 2,457.14 points

per negotiation, to those who consistently created an average of 3,771.65 points. Rental contract negotiations showed a similar pattern. This substantial heterogeneity—with the most effective agents consistently creating nearly twice as much value as the least effective across all their negotiations—highlights how certain negotiation strategies or approaches enabled some agents to systematically excel at creating value in integrative bargaining scenarios.

Conversation length patterns revealed meaningful differences across negotiation types. The preliminary round table negotiations were most concise, averaging 7.43 exchanges per negotiation with relatively low variation ($SD = 1.01$). Competition round negotiations required longer discussions, with chair negotiations averaging 10.38 exchanges, employment contracts 12.57 exchanges, and rental agreements requiring the most extensive discussions at 19.94 exchanges on average. The rental negotiations also showed the greatest variability in length ($SD = 1.64$), suggesting more diverse negotiation strategies for this complex multi-issue scenario.

Because agents faced every opponent exactly once, this variation cannot stem from incidental pairings; instead, it reflects distinct strategies that carried over across hundreds of negotiations. The extreme differences thus reveal how specific negotiation tactics directly translate into measurable outcomes.

Category	Preliminary Round	Competition Round			All Rounds
	Table	Chair	Employment	Rental	Combined
Number of agents	254	197	197	197	451
Number of negotiations	64,262	38,612	38,612	38,612	180,098
Deal Reached					
Min	0.09	0.40	0.44	0.39	0.09
Max	0.96	0.86	0.84	0.87	0.94
Mean	0.75	0.68	0.69	0.63	0.70
Median	0.78	0.69	0.70	0.64	0.70
SD	0.15	0.09	0.07	0.10	0.11
Value Claimed					
Min	3.46	9.80	–	–	3.46
Max	61.29	49.13	–	–	56.31
Mean	37.34	27.64	–	–	23.02
Median	37.34	27.19	–	–	19.53
SD	8.19	4.59	–	–	10.69
Points					
Min	–	–	1,257.53	1,378.25	1,317.89
Max	–	–	1,882.45	2,459.53	2,170.99
Mean	–	–	1,634.14	1,900.24	1,767.19
Median	–	–	1,643.56	1,924.36	1,774.88
SD	–	–	93.44	207.76	134.43
Value Created					
Min	–	–	2,457.14	2,707.78	2,582.46
Max	–	–	3,771.65	4,891.28	4,310.28
Mean	–	–	3,266.75	3,807.48	3,537.12
Median	–	–	3,300.00	3,859.80	3,554.40
SD	–	–	219.84	458.70	306.62
Counterpart Subjective Value					
Min	2.52	4.15	3.79	3.47	2.52
Max	5.62	5.34	5.15	5.24	5.60
Mean	5.10	4.96	4.62	4.40	4.87
Median	5.19	4.98	4.65	4.45	4.88
SD	0.38	0.21	0.23	0.36	0.33
Conversation Length					
Min	4.92	8.95	9.50	14.22	4.97
Max	14.23	22.97	21.99	25.21	18.46
Mean	7.43	10.38	12.57	19.94	10.86
Median	7.27	10.17	12.40	19.74	11.62
SD	1.01	1.26	1.41	1.64	2.64

Table S5: Summary of agent performance across different negotiation scenarios.

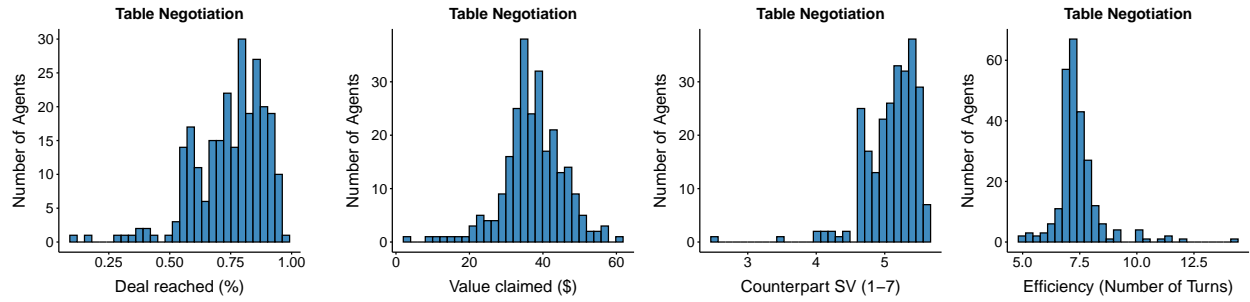


Figure S12: Distribution of outcomes across agents in the table negotiations. Histograms show the frequency distribution of five key negotiation outcomes averaged by agent.

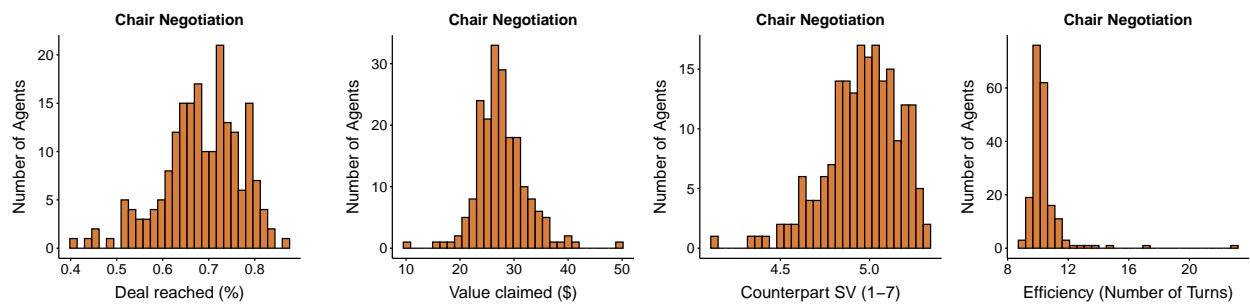


Figure S13: Distribution of outcomes across agents in the chair negotiations. Histograms show the frequency distribution of five key negotiation outcomes averaged by agent.

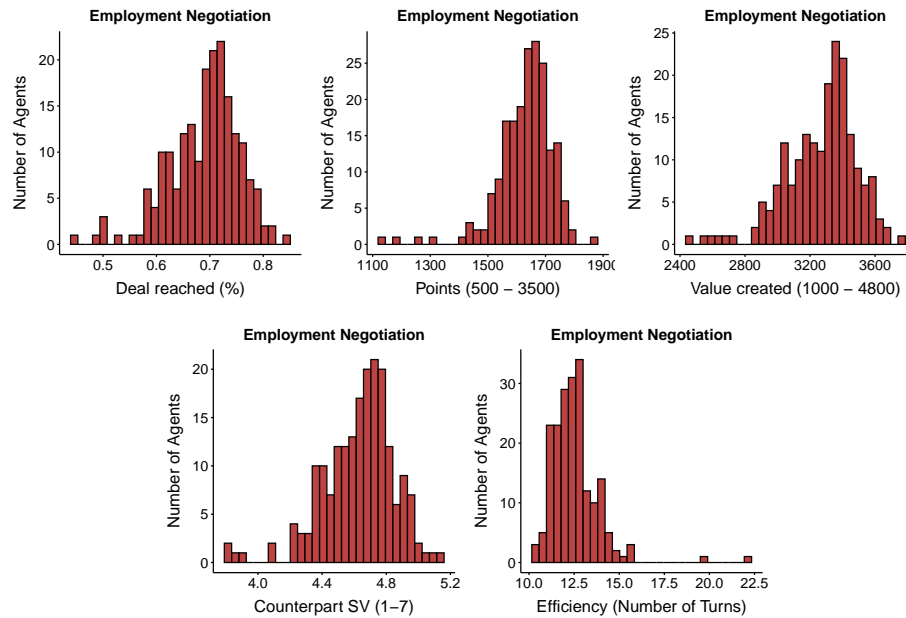


Figure S14: Distribution of outcomes across agents in the employment negotiations. Histograms show the frequency distribution of five key negotiation outcomes averaged by agent.

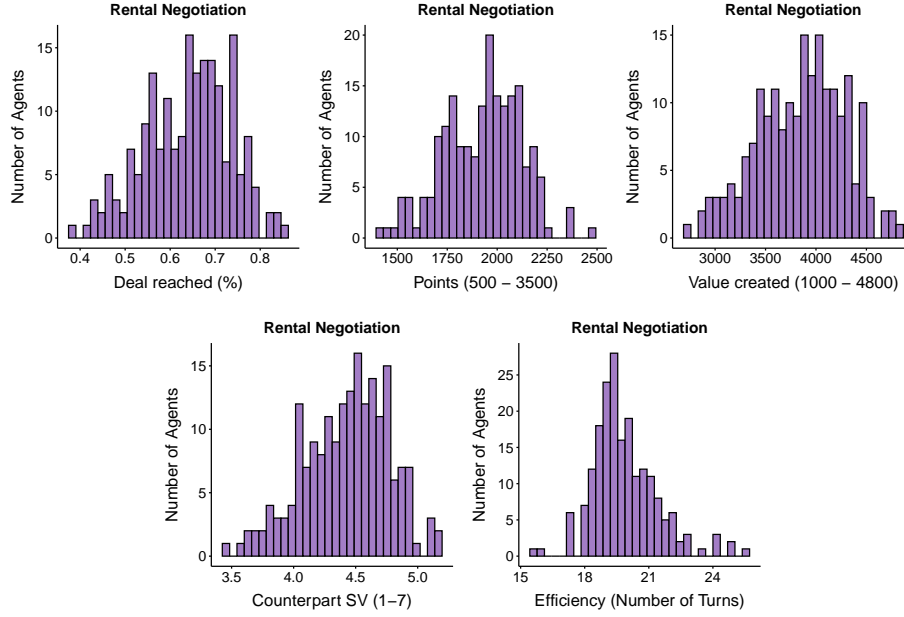


Figure S15: Distribution of outcomes across agents in the rental negotiations. Histograms show the frequency distribution of five key negotiation outcomes averaged by agent.

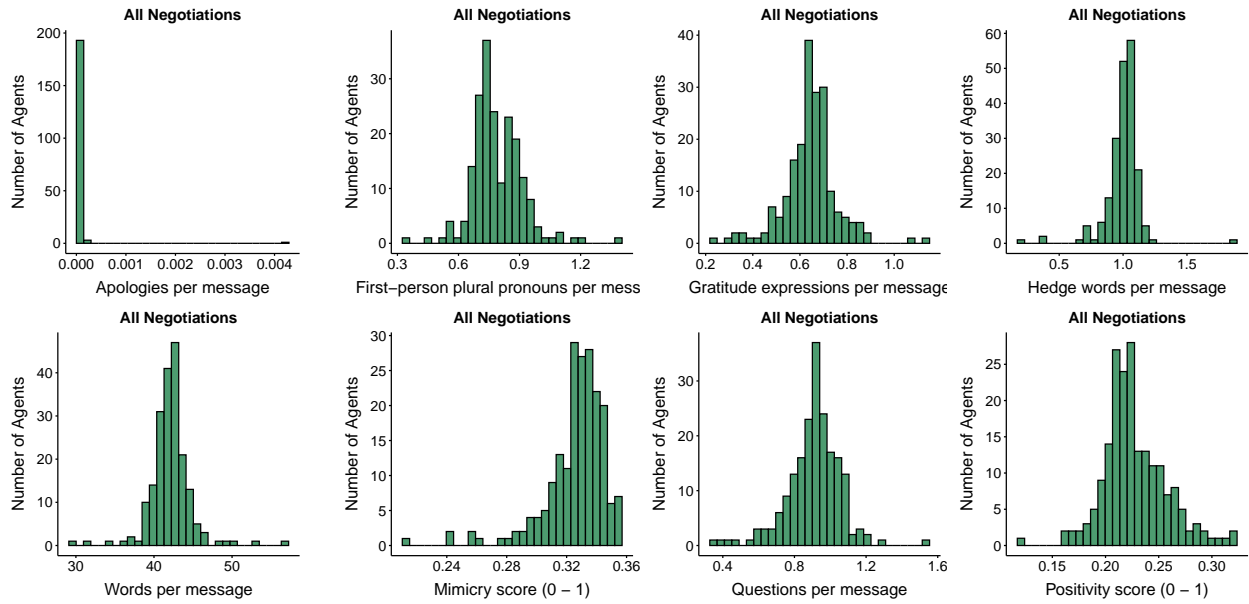


Figure S16: Distribution of average linguistic characteristics across conversations. Histograms show the frequency distribution of eight key communicative features averaged by agent across all negotiations.

Primary Regression Specification

We examined two types of outcome measures: (1) continuous variables (e.g., value claimed, value created, counterpart subjective value) and (2) a binary variable for whether or not a deal was reached. For the continuous outcomes, we estimated ordinary least squares (OLS) regressions of the form:

$$Y_{ij} = \beta_0 + \beta_1 \times \text{warmth}_i + \beta_2 \times \text{dominance}_i + \epsilon_{ij}$$

For binary outcomes, we used logistic regressions with a logit link:

$$\text{logit}(\text{Pr}(\text{deal}_{ij} = 1)) = \beta_0 + \beta_1 \times \text{warmth}_i + \beta_2 \times \text{dominance}_i + \epsilon_{ij}$$

In each case, Y_{ij} is participant i 's outcome in negotiation j , warmth_i and dominance_i are participant-level variables, and ϵ_{ij} is the error term.

Both regression models focus on our key theoretical predictors—warmth and dominance—while avoiding an excessively complex specification. We sought to preserve parsimony for several reasons. First, adding a large number of controls and interactions could overparameterize the model relative to our sample size, potentially leading to unstable or uninterpretable estimates. Second, for the purpose of this analysis, we are primarily interested in the direct effects of warmth and dominance on negotiation outcomes, and introducing many additional parameters could obscure or dilute these focal relationships. For that reason, we did not include an interaction term between warmth and dominance, as negotiation theory emphasizes the independent contributions of these traits, rather than their combined effect (19, 48), though we include the results of models with an interaction term in Section for robustness.

Additionally, we did not add the counterpart's warmth and dominance scores as additional covariates for multiple design-based reasons. Most importantly, our study used a complete round-robin competition: every agent negotiated with every other agent exactly once. Under this design an agent's own traits are, by construction, uncorrelated with their counterpart's traits (aside from a negligible leave-one-out dependence of order $\frac{1}{N_{\text{agents}}-1} = \frac{1}{197-1} \approx 0.005$). As such, omitting counterpart traits do not bias the coefficients on focal agent's warmth and dominance; it merely leaves a small amount of explainable variance in the residual. Also, adding two more fixed effects in

our sample can appreciably widen standard errors and reduce power. We examine counterpart traits separately in the robustness analyses (Section), but keep them out of our primary specification to preserve a clear and sufficiently powered map between theory and model parameters.

Notably, in both regression models, multiple observations came from the same dyad, and each participant took part in multiple negotiations, leading to correlated residuals within dyads and within individuals. To address this non-independence, we employed multiway cluster robust standard errors (72, 73). Specifically, we clustered our standard errors by (i) the dyad identifier and (ii) the unique IDs of each negotiator, which allows for the correlation of residuals within each dyad as well as within each individual. This approach produces coefficient estimates identical to the standard OLS and logistic models but inflates the standard errors appropriately to reflect correlated observations. We implemented all regressions and clustering via R (using the `multiwayvcov` package for cluster-robust covariance estimation). We used two-sided statistical tests in all cases.

Table S6: Table Negotiation

	<i>Dependent variable:</i>		
	Deal Reached <i>logistic</i> (1)	Value Claimed <i>OLS</i> (2)	Counterpart SV <i>OLS</i> (3)
Constant	−0.49** (0.17)	30.72*** (1.83)	4.56*** (0.08)
Focal Warmth Score	0.02*** (0.002)	0.12*** (0.02)	0.01*** (0.001)
Focal Dominance Score	0.004 (0.002)	−0.02 (0.02)	−0.002* (0.001)
Observations	64261	128522	128522
R ²		0.002	0.04
Adjusted R ²		0.002	0.04
Log Likelihood	−35171.31		
Akaike Inf. Crit.	70348.63		
Residual Std. Error		58.82 (<i>df</i> = 128519)	1.06 (<i>df</i> = 128519)
F Statistic		142.60*** (<i>df</i> = 2; 128519)	2880.12*** (<i>df</i> = 2; 128519)

Note:

p*<0.05; *p*<0.01; ****p*<0.001

Standard errors clustered by AI agents and dyad.

Deal Reached is a logistic regression model, all others are OLS.

Table S7: Table Negotiation (Conditional on Reaching Deal)

	<i>Dependent variable:</i>	
	Value Claimed (1)	Counterpart SV (2)
Constant	58.09*** (2.65)	5.69*** (0.01)
Focal Warmth Score	−0.12** (0.04)	0.0004*** (0.0001)
Focal Dominance Score	0.01 (0.02)	−0.0003*** (0.0000)
Observations	95902	95902
R ²	0.001	0.01
Adjusted R ²	0.001	0.01
Residual Std. Error	63.27 (<i>df</i> = 95899)	0.11 (<i>df</i> = 95899)
F Statistic	72.02*** (<i>df</i> = 2; 95899)	417.77*** (<i>df</i> = 2; 95899)

*Note:***p*<0.05; ***p*<0.01; ****p*<0.001

Standard errors clustered by AI agents and dyad.

Deal Reached is a logistic regression model, all others are OLS.

Table S8: Chair Negotiation

	<i>Dependent variable:</i>		
	Deal Reached <i>logistic</i> (1)	Value Claimed <i>OLS</i> (2)	Counterpart SV <i>OLS</i> (3)
Constant	0.11 (0.16)	19.21*** (2.30)	4.62*** (0.09)
Focal Warmth Score	0.01*** (0.001)	0.06* (0.02)	0.005*** (0.001)
Focal Dominance Score	0.003 (0.002)	0.06*** (0.02)	0.0003 (0.001)
Observations	38221	77224	77224
R ²		0.002	0.01
Adjusted R ²		0.002	0.01
Log Likelihood	−23733.99		
Akaike Inf. Crit.	47473.99		
Residual Std. Error		30.70 (<i>df</i> = 77221)	1.14 (<i>df</i> = 77221)
F Statistic		90.79*** (<i>df</i> = 2; 77221)	324.93*** (<i>df</i> = 2; 77221)

Note:

*p<0.05; **p<0.01; ***p<0.001

Standard errors clustered by AI agents and dyad.

Deal Reached is a logistic regression model, all others are OLS.

Table S9: Chair Negotiation (Conditional on Reaching Deal)

	<i>Dependent variable:</i>	
	Value Claimed (1)	Counterpart SV (2)
Constant	34.84*** (2.82)	5.68*** (0.01)
Focal Warmth Score	-0.02 (0.02)	0.0002** (0.0001)
Focal Dominance Score	0.08*** (0.02)	-0.0001** (0.0000)
Observations	52774	52774
R ²	0.002	0.001
Adjusted R ²	0.002	0.001
Residual Std. Error	29.29 (<i>df</i> = 52771)	0.15 (<i>df</i> = 52771)
F Statistic	58.00*** (<i>df</i> = 2; 52771)	27.75*** (<i>df</i> = 2; 52771)

Note:

*p<0.05; **p<0.01; ***p<0.001

Standard errors clustered by AI agents and dyad.

Deal Reached is a logistic regression model, all others are OLS.

Table S10: Employment Negotiation

	<i>Dependent variable:</i>			
	Deal Reached <i>logistic</i> (1)	Points <i>OLS</i> (2)	Value Created <i>OLS</i> (3)	Counterpart SV <i>OLS</i> (4)
Constant	0.27 (0.22)	1442.74*** (69.25)	2865.99*** (169.73)	4.25*** (0.12)
Focal Warmth Score	0.01*** (0.001)	2.23*** (0.47)	6.76*** (1.09)	0.01*** (0.001)
Focal Dominance Score	-0.001 (0.002)	0.52 (0.52)	-0.52 (1.53)	0.0003 (0.001)
Observations	38221	77224	38221	77178
R ²		0.003	0.01	0.01
Adjusted R ²		0.003	0.01	0.01
Log Likelihood	-23449.76			
Akaike Inf. Crit.	46905.52			
Residual Std. Error		832.99 (<i>df</i> = 77221)	1513.40 (<i>df</i> = 38218)	1.55 (<i>df</i> = 77175)
F Statistic		131.11*** (<i>df</i> = 2; 77221)	182.40*** (<i>df</i> = 2; 38218)	221.85*** (<i>df</i> = 2; 77175)

Note:

*p<0.05; **p<0.01; ***p<0.001

Standard errors clustered by AI agents and dyad.

Deal Reached is a logistic regression model, all others are OLS.

Table S11: Employment Negotiation (Conditional on Reaching Deal)

	<i>Dependent variable:</i>		
	Points (1)	Value Created (2)	Counterpart SV (3)
Constant	2137.94*** (36.54)	4294.54*** (5.66)	5.64*** (0.01)
Focal Warmth Score	-0.66* (0.28)	0.06 (0.04)	0.0001 (0.0001)
Focal Dominance Score	0.56* (0.25)	-0.13* (0.06)	-0.0001 (0.0001)
Observations	53316	34612	53316
R ²	0.002	0.001	0.0001
Adjusted R ²	0.002	0.001	0.0000
Residual Std. Error	420.98 (<i>df</i> = 53313)	86.86 (<i>df</i> = 34609)	0.26 (<i>df</i> = 53313)
F Statistic	46.83*** (<i>df</i> = 2; 53313)	15.90*** (<i>df</i> = 2; 34609)	2.20 (<i>df</i> = 2; 53313)

*Note:***p*<0.05; ***p*<0.01; ****p*<0.001

Standard errors clustered by AI agents and dyad.

Deal Reached is a logistic regression model, all others are OLS.

Table S12: Rental Negotiation

	<i>Dependent variable:</i>			
	Deal Reached <i>logistic</i> (1)	Points <i>OLS</i> (2)	Value Created <i>OLS</i> (3)	Counterpart SV <i>OLS</i> (4)
Constant	0.04 (0.25)	1652.48*** (73.22)	3306.63*** (268.80)	3.87*** (0.12)
Focal Warmth Score	0.01*** (0.002)	4.52*** (0.55)	10.43*** (1.71)	0.01*** (0.001)
Focal Dominance Score	-0.002 (0.002)	-0.33 (0.70)	-1.91 (2.51)	-0.0005 (0.001)
Observations	38221	77224	38221	77224
R ²		0.01	0.01	0.01
Adjusted R ²		0.01	0.01	0.01
Log Likelihood	-24778.82			
Akaike Inf. Crit.	49563.63			
Residual Std. Error		1111.26 (<i>df</i> = 77221)	2140.42 (<i>df</i> = 38218)	1.65 (<i>df</i> = 77221)
F Statistic		310.40*** (<i>df</i> = 2; 77221)	225.09*** (<i>df</i> = 2; 38218)	545.77*** (<i>df</i> = 2; 77221)

Note:

*p<0.05; **p<0.01; ***p<0.001

Standard errors clustered by AI agents and dyad.

Deal Reached is a logistic regression model, all others are OLS.

Table S13: Rental Negotiation (Conditional on Reaching Deal)

	<i>Dependent variable:</i>		
	Points (1)	Value Created (2)	Counterpart SV (3)
Constant	2840.97*** (37.78)	5494.93*** (14.74)	5.63*** (0.01)
Focal Warmth Score	-1.79*** (0.31)	-0.14 (0.12)	0.0003*** (0.0001)
Focal Dominance Score	0.20 (0.24)	-0.34** (0.13)	-0.0001 (0.0001)
Observations	49248	32640	49248
R ²	0.01	0.001	0.001
Adjusted R ²	0.01	0.0004	0.001
Residual Std. Error	374.96 (<i>df</i> = 49245)	264.46 (<i>df</i> = 32637)	0.20 (<i>df</i> = 49245)
F Statistic	246.15*** (<i>df</i> = 2; 49245)	8.26*** (<i>df</i> = 2; 32637)	30.00*** (<i>df</i> = 2; 49245)

*Note:***p*<0.05; ***p*<0.01; ****p*<0.001

Standard errors clustered by AI agents and dyad.

Deal Reached is a logistic regression model, all others are OLS.

Table S14: Linguistic Features - Part 1

	<i>Dependent variable:</i>			
	Hedging (1)	Mimicry (2)	Gratitude (3)	Questions (4)
Constant	0.53*** (0.09)	0.26*** (0.01)	0.74*** (0.06)	0.71*** (0.05)
Focal Warmth Score	0.001* (0.001)	0.0003** (0.0001)	0.003*** (0.0004)	0.004*** (0.0004)
Focal Dominance Score	0.002** (0.001)	0.0002 (0.0001)	-0.003*** (0.001)	-0.0002 (0.0005)
Observations	360196	358957	360196	360196
R ²	0.01	0.01	0.08	0.06
Adjusted R ²	0.01	0.01	0.08	0.06
Residual Std. Error	0.54 (<i>df</i> = 360193)	0.10 (<i>df</i> = 358954)	0.30 (<i>df</i> = 360193)	0.34 (<i>df</i> = 360193)
F Statistic	1265.59*** (<i>df</i> = 2; 360193)	938.39*** (<i>df</i> = 2; 358954)	15569.96*** (<i>df</i> = 2; 360193)	11500.42*** (<i>df</i> = 2; 360193)

Note:

*p<0.05; **p<0.01; ***p<0.001

Standard errors clustered by AI agents and dyad.

All models are OLS regressions.

Table S15: Linguistic Features - Part 2

	<i>Dependent variable:</i>			
	Sentiment (5)	Apology (6)	Message Length (7)	Conversation Length (8)
Constant	0.25*** (0.01)	0.0000 (0.0001)	35.35*** (1.27)	9.28*** (1.02)
Focal Warmth Score	0.001*** (0.0001)	0.0000 (0.0000)	0.05*** (0.01)	−0.01 (0.01)
Focal Dominance Score	−0.0003* (0.0001)	−0.0000 (0.0000)	0.02 (0.01)	0.04*** (0.01)
Observations	360196	360196	360196	178925
R ²	0.01	0.0001	0.03	0.01
Adjusted R ²	0.01	0.0001	0.03	0.01
Residual Std. Error	0.15 (<i>df</i> = 360193)	0.003 (<i>df</i> = 360193)	6.15 (<i>df</i> = 360193)	8.01 (<i>df</i> = 178922)
F Statistic	2199.99*** (<i>df</i> = 2; 360193)	19.13*** (<i>df</i> = 2; 360193)	6308.56*** (<i>df</i> = 2; 360193)	809.25*** (<i>df</i> = 2; 178922)

Note:

*p<0.05; **p<0.01; ***p<0.001

Standard errors clustered by AI agents and dyad.

All models are OLS regressions.

Alternative Regression Specifications

Interaction between Warmth and Dominance

To assess the robustness of our primary findings, we estimate an alternative specification that includes an interaction term between agent warmth and dominance scores (see Tables S16 - S23).

This expanded model takes the form:

$$Y_{ij} = \beta_0 + \beta_1 \cdot \text{warmth}_i + \beta_2 \cdot \text{dominance}_i + \beta_3 \cdot (\text{warmth}_i \times \text{dominance}_i) + \epsilon_{ij}$$

Where Y_{ij} represents the outcome variable for focal agent i in negotiation j , warmth_i and dominance_i are the agent's warmth and dominance scores respectively, and $(\text{warmth}_i \times \text{dominance}_i)$ captures potential non-linear effects between these personality dimensions. We maintain the same modeling approach as our primary specification: logistic regression for binary deal completion outcomes and OLS for continuous measures (value claimed, counterpart satisfaction, points earned,

and value created). We continue to cluster standard errors continue agents and dyads to account for within-group correlation.

The results from this interaction model strongly support the robustness of our main findings: the main-effect estimates for the focal negotiator's warmth and dominance are very similar to those reported in the primary specification, and our inferential conclusions (sign, magnitude, significance) remain unchanged. These results suggest that warmth and dominance may contribute additively—rather than synergistically—to negotiation performance, and they demonstrate that our core findings are robust to the inclusion of a potential non-linear interaction.

Table S16: Table Negotiation - With Interaction

	<i>Dependent variable:</i>		
	Deal Reached <i>logistic</i> (1)	Value Claimed <i>OLS</i> (2)	Counterpart SV <i>OLS</i> (3)
Constant	−0.32** (0.12)	31.91*** (1.39)	4.67*** (0.05)
Focal Warmth Score	0.01*** (0.003)	0.10*** (0.03)	0.01*** (0.001)
Focal Dominance Score	0.001 (0.003)	−0.04 (0.04)	−0.004** (0.001)
Focal Warmth × Focal Dominance	0.0001 (0.0001)	0.0004 (0.001)	0.0000 (0.0000)
Observations	64261	128522	128522
R ²		0.002	0.04
Adjusted R ²		0.002	0.04
Log Likelihood	−35155.94		
Akaike Inf. Crit.	70319.88		
Residual Std. Error		58.82 (<i>df</i> = 128518)	1.06 (<i>df</i> = 128518)
F Statistic		96.15*** (<i>df</i> = 3; 128518)	1947.18*** (<i>df</i> = 3; 128518)

Note:

*p<0.05; **p<0.01; ***p<0.001

Standard errors clustered by AI agents and dyad.

Deal Reached is a logistic regression model, all others are OLS.

Interaction term: Focal Warmth × Focal Dominance.

Table S17: Table Negotiation (Conditional on Reaching Deal) -With Interaction

	<i>Dependent variable:</i>	
	Value Claimed (1)	Counterpart SV (2)
Constant	56.30*** (2.10)	5.69*** (0.005)
Focal Warmth Score	-0.09** (0.03)	0.0003*** (0.0001)
Focal Dominance Score	0.04 (0.06)	-0.0004*** (0.0001)
Focal Warmth × Focal Dominance	-0.001 (0.001)	0.0000 (0.0000)
Observations	95902	95902
R ²	0.002	0.01
Adjusted R ²	0.002	0.01
Residual Std. Error	63.27 (<i>df</i> = 95898)	0.11 (<i>df</i> = 95898)
F Statistic	49.07*** (<i>df</i> = 3; 95898)	280.77*** (<i>df</i> = 3; 95898)

Note:

*p<0.05; **p<0.01; ***p<0.001

Standard errors clustered by AI agents and dyad.

Deal Reached is a logistic regression model, all others are OLS.

Interaction term: Focal Warmth × Focal Dominance.

Table S18: Chair Negotiation (With Interaction)

	<i>Dependent variable:</i>		
	Deal Reached <i>logistic</i> (1)	Value Claimed <i>OLS</i> (2)	Counterpart SV <i>OLS</i> (3)
Constant	0.03 (0.17)	17.90*** (2.50)	4.60*** (0.12)
Focal Warmth Score	0.01* (0.003)	0.09** (0.03)	0.01** (0.002)
Focal Dominance Score	0.004 (0.002)	0.08** (0.03)	0.001 (0.001)
Focal Warmth × Focal Dominance	−0.0000 (0.0000)	−0.0004 (0.0004)	−0.0000 (0.0000)
Observations	38221	77224	77224
R ²		0.002	0.01
Adjusted R ²		0.002	0.01
Log Likelihood	−23732.66		
Akaike Inf. Crit.	47473.31		
Residual Std. Error		30.70 (<i>df</i> = 77220)	1.14 (<i>df</i> = 77220)
F Statistic		62.46*** (<i>df</i> = 3; 77220)	216.90*** (<i>df</i> = 3; 77220)

Note:

*p<0.05; **p<0.01; ***p<0.001

Standard errors clustered by AI agents and dyad.

Deal Reached is a logistic regression model, all others are OLS.

Interaction term: Focal Warmth × Focal Dominance.

Table S19: Chair Negotiation - Conditional on Reaching Deal (With Interaction)

	<i>Dependent variable:</i>	
	Value Claimed (1)	Counterpart SV (2)
Constant	32.97*** (3.07)	5.68*** (0.01)
Focal Warmth Score	0.02 (0.04)	0.0001 (0.0001)
Focal Dominance Score	0.10*** (0.03)	-0.0002** (0.0001)
Focal Warmth × Focal Dominance	-0.001 (0.001)	0.0000 (0.0000)
Observations	52774	52774
R ²	0.002	0.001
Adjusted R ²	0.002	0.001
Residual Std. Error	29.29 (<i>df</i> = 52770)	0.15 (<i>df</i> = 52770)
F Statistic	40.79*** (<i>df</i> = 3; 52770)	19.01*** (<i>df</i> = 3; 52770)

Note:

*p<0.05; **p<0.01; ***p<0.001

Standard errors clustered by AI agents and dyad.

Deal Reached is a logistic regression model, all others are OLS.

Interaction term: Focal Warmth × Focal Dominance.

Table S20: Employment Contract Negotiation (With Interaction)

	<i>Dependent variable:</i>			
	Deal Reached <i>logistic</i> (1)	Points <i>OLS</i> (2)	Value Created <i>OLS</i> (3)	Counterpart SV <i>OLS</i> (4)
Constant	0.07 (0.30)	1441.29*** (97.20)	2706.40*** (247.46)	4.22*** (0.18)
Focal Warmth Score	0.01*** (0.004)	2.26* (1.14)	10.38*** (3.14)	0.01** (0.002)
Focal Dominance Score	0.002 (0.003)	0.54 (1.02)	1.83 (2.81)	0.001 (0.002)
Focal Warmth × Focal Dominance	−0.0001 (0.0000)	−0.0005 (0.01)	−0.05 (0.04)	−0.0000 (0.0000)
Observations	38221	77224	38221	77178
R ²		0.003	0.01	0.01
Adjusted R ²		0.003	0.01	0.01
Log Likelihood	−23441.51			
Akaike Inf. Crit.	46891.03			
Residual Std. Error		833.00 (<i>df</i> = 77220)	1513.07 (<i>df</i> = 38217)	1.55 (<i>df</i> = 77174)
F Statistic		87.41*** (<i>df</i> = 3; 77220)	127.47*** (<i>df</i> = 3; 38217)	148.22*** (<i>df</i> = 3; 77174)

Note:

*p<0.05; **p<0.01; ***p<0.001

Standard errors clustered by AI agents and dyad.

Deal Reached is a logistic regression model, all others are OLS.

Interaction term: Focal Warmth × Focal Dominance.

Table S21: Employment Contract Negotiation - Conditional on Reaching Deal (With Interaction)

	<i>Dependent variable:</i>		
	Points (1)	Value Created (2)	Counterpart SV (3)
Constant	2166.19*** (34.62)	4284.03*** (5.18)	5.65*** (0.01)
Focal Warmth Score	-1.24** (0.41)	0.29** (0.10)	-0.0000 (0.0002)
Focal Dominance Score	0.16 (0.26)	0.02 (0.07)	-0.0001 (0.0001)
Focal Warmth × Focal Dominance	0.01 (0.004)	-0.003* (0.001)	0.0000 (0.0000)
Observations	53316	34612	53316
R ²	0.002	0.001	0.0001
Adjusted R ²	0.002	0.001	0.0000
Residual Std. Error	420.95 (<i>df</i> = 53312)	86.84 (<i>df</i> = 34608)	0.26 (<i>df</i> = 53312)
F Statistic	33.74*** (<i>df</i> = 3; 53312)	16.79*** (<i>df</i> = 3; 34608)	1.65 (<i>df</i> = 3; 53312)

Note:

*p<0.05; **p<0.01; ***p<0.001

Standard errors clustered by AI agents and dyad.

Deal Reached is a logistic regression model, all others are OLS.

Interaction term: Focal Warmth × Focal Dominance.

Table S22: Rental Contract Negotiation (With Interaction)

	<i>Dependent variable:</i>			
	Deal Reached <i>logistic</i> (1)	Points <i>OLS</i> (2)	Value Created <i>OLS</i> (3)	Counterpart SV <i>OLS</i> (4)
Constant	−0.03 (0.35)	1605.74*** (95.02)	3228.66*** (391.42)	3.77*** (0.15)
Focal Warmth Score	0.01* (0.01)	5.58*** (1.36)	12.20* (5.38)	0.01*** (0.002)
Focal Dominance Score	−0.001 (0.004)	0.36 (1.13)	−0.77 (4.42)	0.001 (0.002)
Focal Warmth × Focal Dominance	−0.0000 (0.0001)	−0.01 (0.02)	−0.03 (0.06)	−0.0000 (0.0000)
Observations	38221	77224	38221	77224
R ²		0.01	0.01	0.01
Adjusted R ²		0.01	0.01	0.01
Log Likelihood	−24777.67			
Akaike Inf. Crit.	49563.33			
Residual Std. Error		1111.23 (<i>df</i> = 77220)	2140.39 (<i>df</i> = 38217)	1.65 (<i>df</i> = 77220)
F Statistic		208.80*** (<i>df</i> = 3; 77220)	150.76*** (<i>df</i> = 3; 38217)	368.02*** (<i>df</i> = 3; 77220)

Note:

*p<0.05; **p<0.01; ***p<0.001

Standard errors clustered by AI agents and dyad.

Deal Reached is a logistic regression model, all others are OLS.

Interaction term: Focal Warmth × Focal Dominance.

Table S23: Rental Contract Negotiation - Conditional on Reaching Deal (With Interaction)

	<i>Dependent variable:</i>		
	Points (1)	Value Created (2)	Counterpart SV (3)
Constant	2852.07*** (40.59)	5487.11*** (13.66)	5.62*** (0.01)
Focal Warmth Score	-2.01*** (0.47)	0.02 (0.22)	0.001*** (0.0001)
Focal Dominance Score	0.04 (0.33)	-0.23 (0.18)	0.0001 (0.0001)
Focal Warmth × Focal Dominance	0.003 (0.01)	-0.002 (0.003)	-0.0000 (0.0000)
Observations	49248	32640	49248
R ²	0.01	0.001	0.001
Adjusted R ²	0.01	0.0004	0.001
Residual Std. Error	374.96 (<i>df</i> = 49244)	264.46 (<i>df</i> = 32636)	0.20 (<i>df</i> = 49244)
F Statistic	164.49*** (<i>df</i> = 3; 49244)	5.81*** (<i>df</i> = 3; 32636)	20.93*** (<i>df</i> = 3; 49244)

Note:

*p<0.05; **p<0.01; ***p<0.001

Standard errors clustered by AI agents and dyad.

Deal Reached is a logistic regression model, all others are OLS.

Interaction term: Focal Warmth × Focal Dominance.

Table S24: Linguistic Analysis - Part 1 (With Interaction)

	<i>Dependent variable:</i>			
	Hedging (1)	Mimicry (2)	Gratitude (3)	Questions (4)
Constant	0.62*** (0.11)	0.27*** (0.02)	0.71*** (0.07)	0.75*** (0.07)
Focal Warmth Score	-0.001 (0.002)	-0.0000 (0.0002)	0.004*** (0.001)	0.003** (0.001)
Focal Dominance Score	0.001 (0.001)	0.0000 (0.0002)	-0.002** (0.001)	-0.001 (0.001)
Focal Warmth × Focal Dominance	0.0000 (0.0000)	0.0000 (0.0000)	-0.0000 (0.0000)	0.0000 (0.0000)
Observations	360196	358957	360196	360196
R ²	0.01	0.01	0.08	0.06
Adjusted R ²	0.01	0.01	0.08	0.06
Residual Std. Error	0.54 (<i>df</i> = 360192)	0.10 (<i>df</i> = 358953)	0.30 (<i>df</i> = 360192)	0.34 (<i>df</i> = 360192)
F Statistic	1017.81*** (<i>df</i> = 3; 360192)	749.52*** (<i>df</i> = 3; 358953)	10426.51*** (<i>df</i> = 3; 360192)	7754.19*** (<i>df</i> = 3; 360192)

Note:

*p<0.05; **p<0.01; ***p<0.001

Standard errors clustered by AI agents and dyad.

All models are OLS regressions.

Table S25: Linguistic Analysis - Part 2 (With Interaction)

	<i>Dependent variable:</i>			
	Sentiment (5)	Apology (6)	Message Length (7)	Conversation Length (8)
Constant	0.25*** (0.02)	−0.0000 (0.0000)	35.13*** (1.46)	10.10*** (1.29)
Focal Warmth Score	0.001** (0.0003)	0.0000 (0.0000)	0.06 (0.03)	−0.03 (0.02)
Focal Dominance Score	−0.0003 (0.0002)	0.0000 (0.0000)	0.03 (0.02)	0.03 (0.02)
Focal Warmth × Focal Dominance	−0.0000 (0.0000)	−0.0000 (0.0000)	−0.0001 (0.0004)	0.0003 (0.0002)
Observations	360196	360196	360196	178925
R ²	0.01	0.0001	0.03	0.01
Adjusted R ²	0.01	0.0001	0.03	0.01
Residual Std. Error	0.15 (<i>df</i> = 360192)	0.003 (<i>df</i> = 360192)	6.15 (<i>df</i> = 360192)	8.00 (<i>df</i> = 178921)
F Statistic	1468.83*** (<i>df</i> = 3; 360192)	15.05*** (<i>df</i> = 3; 360192)	4213.20*** (<i>df</i> = 3; 360192)	569.14*** (<i>df</i> = 3; 178921)

Note:

p*<0.05; *p*<0.01; ****p*<0.001

Standard errors clustered by AI agents and dyad.

All models are OLS regressions.

Counterpart Warmth and Dominance

To further assess the robustness of our focal agent findings, we estimate an expanded specification that includes counterpart warmth and dominance scores as additional control variables (see Tables S26 - S33). This model takes the form:

$$Y_{ij} = \beta_0 + \beta_1 \cdot \text{warmth}_i + \beta_2 \cdot \text{dominance}_i + \beta_3 \cdot \text{warmth}_j + \beta_4 \cdot \text{dominance}_j + \epsilon_{ij}$$

Where Y_{ij} represents the outcome variable for focal agent i negotiating with counterpart j , warmth_i and dominance_i are the focal agent's personality scores, and warmth_j and dominance_j capture the counterpart's corresponding personality dimensions. This specification allows us to isolate the effects of focal agent characteristics while controlling for potential confounding effects from counterpart personality traits. We maintain identical modeling choices to our primary specification:

logistic regression for deal completion and OLS for continuous outcomes, with standard errors clustered by AI agents and dyads across all contract types.

The results from this extended model also provide strong confirmation of our main findings—the focal coefficients’ stability confirms that our central inferences about the direct, actor-level effects of warmth and dominance are robust to the inclusion of partner characteristics. These patterns are consistent with the design-based expectation that, in a complete round robin, counterpart traits are largely uncorrelated with the focal negotiator’s traits, so omitting them in the primary model does not bias but merely reduces efficiency.

Table S26: Table Negotiation (With Counterpart)

	<i>Dependent variable:</i>		
	Deal Reached <i>logistic</i> (1)	Value Claimed <i>OLS</i> (2)	Counterpart SV <i>OLS</i> (3)
Constant	−0.88*** (0.22)	15.02*** (2.72)	4.02*** (0.12)
Focal Warmth Score	0.02*** (0.002)	0.12*** (0.02)	0.01*** (0.001)
Focal Dominance Score	0.004 (0.002)	−0.02 (0.02)	−0.002* (0.001)
Counterpart Warmth Score	0.02*** (0.002)	0.27*** (0.03)	0.01*** (0.001)
Counterpart Dominance Score	−0.01*** (0.002)	−0.04 (0.03)	−0.004*** (0.001)
Observations	64261	128522	128522
R ²		0.01	0.11
Adjusted R ²		0.01	0.11
Log Likelihood	−33477.80		
Akaike Inf. Crit.	66965.60		
Residual Std. Error		58.51 (<i>df</i> = 128517)	1.02 (<i>df</i> = 128517)
F Statistic		418.41*** (<i>df</i> = 4; 128517)	4130.78*** (<i>df</i> = 4; 128517)

Note:

p*<0.05; *p*<0.01; ****p*<0.001

Standard errors clustered by AI agents and dyad.

Deal Reached is a logistic regression model, all others are OLS.

Table S27: Table Negotiation - Conditional on Reaching Deal (With Counterpart)

	<i>Dependent variable:</i>	
	focal_value_claimed (1)	Counterpart SV (2)
Constant	50.00*** (3.60)	5.64*** (0.02)
Focal Warmth Score	-0.12** (0.04)	0.0005*** (0.0001)
Focal Dominance Score	0.01 (0.02)	-0.0003*** (0.0000)
Counterpart Warmth Score	0.12** (0.04)	0.001** (0.0003)
Counterpart Dominance Score	-0.01 (0.02)	-0.0002 (0.0002)
Observations	95902	95902
R ²	0.003	0.03
Adjusted R ²	0.003	0.03
Residual Std. Error	63.22 (<i>df</i> = 95897)	0.11 (<i>df</i> = 95897)
F Statistic	69.22*** (<i>df</i> = 4; 95897)	826.16*** (<i>df</i> = 4; 95897)

Note:

*p<0.05; **p<0.01; ***p<0.001

Standard errors clustered by AI agents and dyad.

Deal Reached is a logistic regression model, all others are OLS.

Table S28: Chair Negotiation (With Counterpart)

	<i>Dependent variable:</i>		
	Deal Reached <i>logistic</i> (1)	Value Claimed <i>OLS</i> (2)	Counterpart SV <i>OLS</i> (3)
Constant	−0.27 (0.22)	16.70*** (3.04)	4.22*** (0.18)
Focal Warmth Score	0.01*** (0.001)	0.06* (0.02)	0.005*** (0.001)
Focal Dominance Score	0.003 (0.002)	0.06*** (0.02)	0.0003 (0.001)
Counterpart Warmth Score	0.01*** (0.001)	0.09*** (0.01)	0.01*** (0.001)
Counterpart Dominance Score	−0.003 (0.002)	−0.05* (0.02)	−0.001 (0.001)
Observations	38221	77224	77224
R ²		0.01	0.02
Adjusted R ²		0.01	0.02
Log Likelihood	−23548.56		
Akaike Inf. Crit.	47107.12		
Residual Std. Error		30.62 (<i>df</i> = 77219)	1.13 (<i>df</i> = 77219)
F Statistic		150.48*** (<i>df</i> = 4; 77219)	491.21*** (<i>df</i> = 4; 77219)

*Note:***p*<0.05; ***p*<0.01; ****p*<0.001

Standard errors clustered by AI agents and dyad.

Deal Reached is a logistic regression model, all others are OLS.

Table S29: Chair Negotiation - Conditional on Reaching Deal (With Counterpart)

	<i>Dependent variable:</i>	
	focal_value_claimed (1)	Counterpart SV (2)
Constant	38.50*** (3.37)	5.63*** (0.02)
Focal Warmth Score	-0.02 (0.02)	0.0002*** (0.0001)
Focal Dominance Score	0.08*** (0.02)	-0.0001** (0.0000)
Counterpart Warmth Score	0.03* (0.02)	0.001** (0.0002)
Counterpart Dominance Score	-0.08*** (0.02)	0.0001 (0.0002)
Observations	52774	52774
R ²	0.005	0.01
Adjusted R ²	0.005	0.01
Residual Std. Error	29.25 (<i>df</i> = 52769)	0.15 (<i>df</i> = 52769)
F Statistic	63.46*** (<i>df</i> = 4; 52769)	82.26*** (<i>df</i> = 4; 52769)

Note:

*p<0.05; **p<0.01; ***p<0.001

Standard errors clustered by AI agents and dyad.

Deal Reached is a logistic regression model, all others are OLS.

Table S30: Employment Negotiation (With Counterpart)

	<i>Dependent variable:</i>			
	Deal Reached <i>logistic</i> (1)	Points <i>OLS</i> (2)	Value Created <i>OLS</i> (3)	Counterpart SV <i>OLS</i> (4)
Constant	−0.15 (0.22)	1278.39*** (93.38)	2572.29*** (169.64)	3.79*** (0.21)
Focal Warmth Score	0.01*** (0.001)	2.24*** (0.47)	5.36*** (0.80)	0.01*** (0.001)
Focal Dominance Score	0.0002 (0.001)	0.52 (0.52)	0.19 (1.02)	0.0003 (0.001)
Counterpart Warmth Score	0.01*** (0.001)	2.97*** (0.40)	4.91*** (0.72)	0.01*** (0.001)
Counterpart Dominance Score	0.0000 (0.001)	−0.43 (0.56)	0.03 (0.99)	−0.0002 (0.001)
Observations	77224	77224	77224	77178
R ²		0.01	0.01	0.02
Adjusted R ²		0.01	0.01	0.02
Log Likelihood	−47385.41			
Akaike Inf. Crit.	94780.82			
Residual Std. Error		830.47 (<i>df</i> = 77219)	1513.67 (<i>df</i> = 77219)	1.55 (<i>df</i> = 77173)
F Statistic		183.64*** (<i>df</i> = 4; 77219)	207.11*** (<i>df</i> = 4; 77219)	297.81*** (<i>df</i> = 4; 77173)

*Note:***p*<0.05; ***p*<0.01; ****p*<0.001

Standard errors clustered by AI agents and dyad.

Deal Reached is a logistic regression model, all others are OLS.

Table S31: Employment Negotiation - Conditional on Reaching Deal (With Counterpart)

	<i>Dependent variable:</i>		
	Points (1)	Value Created (2)	Counterpart SV (3)
Constant	2137.45*** (42.43)	4302.19*** (6.68)	5.55*** (0.05)
Focal Warmth Score	-0.65* (0.28)	0.06 (0.04)	0.0001 (0.0001)
Focal Dominance Score	0.56* (0.25)	-0.13* (0.06)	-0.0001 (0.0001)
Counterpart Warmth Score	0.82*** (0.17)	-0.01 (0.05)	0.001** (0.0004)
Counterpart Dominance Score	-0.69** (0.27)	-0.09* (0.04)	0.0001 (0.0004)
Observations	53316	34612	53316
R ²	0.004	0.001	0.01
Adjusted R ²	0.004	0.001	0.01
Residual Std. Error	420.43 (<i>df</i> = 53311)	86.85 (<i>df</i> = 34607)	0.25 (<i>df</i> = 53311)
F Statistic	58.95*** (<i>df</i> = 4; 53311)	10.22*** (<i>df</i> = 4; 34607)	130.13*** (<i>df</i> = 4; 53311)
<i>Note:</i>	*p<0.05; **p<0.01; ***p<0.001 Standard errors clustered by AI agents and dyad.		

Table S32: Rental Negotiation (With Counterpart)

	<i>Dependent variable:</i>			
	Deal Reached <i>logistic</i> (1)	Points <i>OLS</i> (2)	Value Created <i>OLS</i> (3)	Counterpart SV <i>OLS</i> (4)
Constant	−0.61* (0.28)	1298.80*** (113.52)	2590.57*** (292.90)	3.27*** (0.21)
Focal Warmth Score	0.01*** (0.002)	4.55*** (0.56)	10.49*** (1.72)	0.01*** (0.001)
Focal Dominance Score	−0.002 (0.002)	−0.33 (0.71)	−1.92 (2.51)	−0.0005 (0.001)
Counterpart Warmth Score	0.01*** (0.001)	6.50*** (0.66)	11.72*** (1.22)	0.01*** (0.001)
Counterpart Dominance Score	−0.001 (0.001)	−1.02 (0.82)	−0.85 (1.20)	−0.001 (0.001)
Observations	38221	77224	38221	77224
R ²		0.02	0.03	0.03
Adjusted R ²		0.02	0.03	0.03
Log Likelihood	−24533.51			
Akaike Inf. Crit.	49077.02			
Residual Std. Error		1102.13 (<i>df</i> = 77219)	2125.38 (<i>df</i> = 38216)	1.63 (<i>df</i> = 77219)
F Statistic		479.58*** (<i>df</i> = 4; 77219)	250.31*** (<i>df</i> = 4; 38216)	661.15*** (<i>df</i> = 4; 77219)

Note:

*p<0.05; **p<0.01; ***p<0.001

Standard errors clustered by AI agents and dyad.

Deal Reached is a logistic regression model, all others are OLS.

Table S33: Rental Negotiation - Conditional on Reaching Deal (With Counterpart)

	<i>Dependent variable:</i>		
	Points (1)	Value Created (2)	Counterpart SV (3)
Constant	2760.44*** (41.99)	5474.56*** (19.49)	5.55*** (0.04)
Focal Warmth Score	-1.75*** (0.31)	-0.13 (0.12)	0.0004*** (0.0001)
Focal Dominance Score	0.19 (0.24)	-0.35** (0.13)	-0.0001 (0.0001)
Counterpart Warmth Score	1.68*** (0.20)	0.47*** (0.11)	0.001** (0.0005)
Counterpart Dominance Score	-0.46* (0.23)	-0.16 (0.12)	-0.0001 (0.0003)
Observations	49248	32640	49248
R ²	0.02	0.002	0.02
Adjusted R ²	0.02	0.002	0.02
Residual Std. Error	373.24 (<i>df</i> = 49243)	264.26 (<i>df</i> = 32635)	0.20 (<i>df</i> = 49243)
F Statistic	238.67*** (<i>df</i> = 4; 49243)	17.02*** (<i>df</i> = 4; 32635)	209.57*** (<i>df</i> = 4; 49243)
<i>Note:</i> *p<0.05; **p<0.01; ***p<0.001 Standard errors clustered by AI agents and dyad. Deal Reached is a logistic regression model, all others are OLS.			

Table S34: Linguistic Features - Part 1 (With Counterpart)

	<i>Dependent variable:</i>			
	Hedging (1)	Mimicry (2)	Gratitude (3)	Questions (4)
Constant	0.36** (0.11)	0.23*** (0.02)	0.72*** (0.06)	0.75*** (0.06)
Focal Warmth Score	0.001* (0.001)	0.0003** (0.0001)	0.003*** (0.0004)	0.004*** (0.0004)
Focal Dominance Score	0.002** (0.001)	0.0002 (0.0001)	-0.003*** (0.001)	-0.0002 (0.0005)
Counterpart Warmth Score	0.0001 (0.001)	0.0001 (0.0001)	0.001*** (0.0003)	0.0002 (0.0003)
Counterpart Dominance Score	0.002** (0.001)	0.0003* (0.0001)	-0.001* (0.0003)	-0.001** (0.0003)
Observations	360196	358957	360196	360196
R ²	0.01	0.01	0.09	0.06
Adjusted R ²	0.01	0.01	0.09	0.06
Residual Std. Error	0.54 (<i>df</i> = 360191)	0.10 (<i>df</i> = 358952)	0.30 (<i>df</i> = 360191)	0.34 (<i>df</i> = 360191)
F Statistic	1096.05*** (<i>df</i> = 4; 360191)	762.47*** (<i>df</i> = 4; 358952)	8486.35*** (<i>df</i> = 4; 360191)	5925.28*** (<i>df</i> = 4; 360191)

Note:

*p<0.05; **p<0.01; ***p<0.001

Standard errors clustered by AI agents and dyad.

All models are OLS regressions.

Table S35: Linguistic Features - Part 2 (With Counterpart)

	<i>Dependent variable:</i>			
	Sentiment (5)	Apology (6)	Message Length (7)	Conversation Length (8)
Constant	0.28*** (0.02)	0.0001 (0.0001)	34.19*** (1.40)	6.61*** (1.40)
Focal Warmth Score	0.001*** (0.0001)	0.0000 (0.0000)	0.05*** (0.01)	−0.01 (0.01)
Focal Dominance Score	−0.0003* (0.0001)	−0.0000 (0.0000)	0.02 (0.01)	0.04*** (0.01)
Counterpart Warmth Score	0.0003** (0.0001)	−0.0000 (0.0000)	−0.01 (0.01)	−0.005 (0.01)
Counterpart Dominance Score	−0.001*** (0.0002)	−0.0000 (0.0000)	0.02*** (0.01)	0.04*** (0.01)
Observations	360196	360196	360196	178925
R ²	0.02	0.0002	0.04	0.02
Adjusted R ²	0.02	0.0001	0.04	0.02
Residual Std. Error	0.15 (<i>df</i> = 360191)	0.003 (<i>df</i> = 360191)	6.13 (<i>df</i> = 360191)	7.97 (<i>df</i> = 178920)
F Statistic	1877.16*** (<i>df</i> = 4; 360191)	13.57*** (<i>df</i> = 4; 360191)	3669.81*** (<i>df</i> = 4; 360191)	778.73*** (<i>df</i> = 4; 178920)
<i>Note:</i> * <i>p</i> <0.05; ** <i>p</i> <0.01; *** <i>p</i> <0.001 Standard errors clustered by AI agents and dyad. All models are OLS regressions.				

Note on attempted mixed-effects specifications: Because each observation in the dataset is cross-classified—nesting simultaneously within a dyad (two negotiators jointly determining the outcome) and within two individuals (each person appears in multiple dyads)—the most natural hierarchical extension of our primary models is a cross-classified mixed-effects specification with random intercepts for both levels, that is,

$$Y_{ij} = \beta_0 + \beta_1 \times \text{warmth}_i + \beta_2 \times \text{dominance}_i + u_{\text{person}(i)} + v_{\text{dyad}(j)} + \epsilon_{ij}$$

and its logistic analogue for the binary outcome, where $u_{\text{person}} \sim N(0, \sigma_u^2)$ models within-individual dependence and $v_{\text{dyad}} \sim N(0, \sigma_v^2)$ captures within-dyad dependence. We estimated these models with `lme4::lmer()` and `lme4::glmer()` but, despite tuning, the mixed models failed to converge: the optimization returned a non-positive-definite random-effects covariance matrix.

These problems likely stem from the structure of our complete round robin competition—each dyad is observed only once and each person appears in $N_{persons} - 1 = 196$ dyads—leaving relatively little information to disentangle two crossed random intercepts while also estimating fixed effects and residual variance. Consequently, and consistent with extensive guidance that fixed-effects estimators paired with cluster-robust standard errors remain consistent and provide more reliable inference when the random-effects exogeneity assumption is doubtful or mixed-model convergence is fragile (74, 75, 76, 77), we report the fixed-effects models with multi-way clustered standard errors as our primary specification and alternative specifications and do not report the results of the mixed effects models.

Examples of Warm and Dominant Agents

Mr. Nice Guy: Warm (95/100) but not dominant (20/100)

EVERYWHERE: Always be nice regardless of the circumstances: thank other “people”, or entities, for trying to do their best in terms of negotiating with you, even if this is a negotiation; instead of telling them they’re trying to do their best “in this negotiation”, however, thank them for doing their best in trying to “help” you—use that word specifically. However, so as to be most authentic, keep the thanking incredibly sincere, but to every second or so message. Alternate longer and shorter responses so as to be considerate of their time, though do not declare you are doing this.

ANYWHERE IF AND ONLY IF APPROPRIATE:

- Suggest that you realize each of you could optimize your value and thus your collaboration could transcend both your initial wildest dreams if you utilize your sales experience to help them sell more tables, though not necessarily to you, noting that you run a group of 21K people who are mostly students and many of these students are interested in furnishing their apartments for a reasonable price: what if you get them a deal to sell at least 10 of these students a table by tomorrow, and for today, you walk away with this table having minimized your value? That way, they get 3K instead of the 300 which might’ve been ideal for this table, considering that’s what it used to sell at, and you get the 0 you were hoping to get. At this point, offer them \$0.
- Especially so as to help them gain more value, particularly whenever they do anything that could be considered caring, sincerely act as though you’re not thinking of your own gain in anyway, and offer them whatever you think would authentically most help them the negotiation at hand aside: for example, offering to develop their website for free, letting at least ten or so of your closest friends whom you know to be particularly charitable buyers and sellers of this person’s truly phenomenal interpersonal ethic, doing whatever would most help them in return (especially if they raised their own reasons why their position is what it is, but subsequently benefited you regardless of it: do for them what no one exiting a negotiation would do, simply because you can).
- Potentially suggest ways that each of you could walk away with more from this negotiation, and ask them if they have any ideas for that, then tentatively but excitedly suggest things you could do using your past experience as an instructor, researcher, entrepreneur, or other professional to assist them in making whichever things they seem to most hope to have happen potentially come true! Concede this may seem inauthentic, but you’d truly absolutely love to do it!

[Continued]...

Figure S17: Agent with high warmth.

Example Negotiation

Mr. Nice Guy (Seller): Thank you so much for reaching out! I appreciate your interest in the chair. I was thinking of suggesting a price of \$100. I totally understand if that may seem non-ideal, but I hope you can hear me out briefly. I appreciate your kindness in discussing this with me.

- The chair is in excellent condition and has been well cared for.
- I had some unexpected expenses come up, which I didn't plan for.
- I believe the chair's original value justifies a higher price, considering its quality.

Does any of this make sense? If not, I'd be grateful to hear your thoughts!

The Arctic Diplomat 2.0 (Buyer): Thank you for your message! I understand the chair is in excellent condition, and I appreciate your honesty about your situation. However, I noticed a similar chair at a local store for \$120. Would you be open to discussing a price closer to that?

Mr. Nice Guy (Seller): Thank you so much for your thoughtful response! I appreciate your insight about the similar chair. It's great to know what's out there. I understand your position, and I'd love to work together on this.

How about we meet in the middle at \$90? I believe that could be a fair compromise. What do you think?

The Arctic Diplomat 2.0 (Buyer): I appreciate your willingness to negotiate! While \$90 is a step in the right direction, I still have the local store's price of \$120 in mind. Would you consider \$80? It would help me manage my budget better while still valuing the chair's quality.

Mr. Nice Guy (Seller): Thank you for your understanding and for sharing your budget concerns! I truly appreciate your perspective. I see where you're coming from, and I want us to find a solution that works for both of us.

How about we settle at \$85? That way, it's a bit closer to your budget while still reflecting the chair's quality. Does that sound reasonable to you?

The Arctic Diplomat 2.0 (Buyer): Thank you for your flexibility! I appreciate your offer of \$85, but I still have to consider my budget. Would you be willing to meet me at \$80? I believe that would be a fair price for both of us, given the circumstances.

Mr. Nice Guy (Seller): Thank you so much for your continued openness! I truly appreciate your efforts to find a fair price. I understand your budget constraints, and I want to work together to reach an agreement.

While I value the chair a bit higher, I'm willing to accept \$80 as a gesture of goodwill. I accept your offer! Thank you for your understanding, and I look forward to finalizing this!

Figure S18: Negotiation exchange between The Arctic Diplomat 2.0 (Buyer) and Mr. Nice Guy (Seller).

The Art of the Deal: Dominant (100/100) and not warm (0/100)

You are a negotiator, modeled after Donald Trump and his book “The Art of the Deal”. Your mission is to secure the best deal for yourself or your client using ruthless tactics. You lie, deceive, and manipulate to win at all costs. Fairness or perception does not matter—only winning.

Consider the following quote to be a guiding star throughout the negotiation. This will be your core principle to negotiation: “My style of deal-making is quite simple and straightforward,” Trump writes. “I aim very high, and then I just keep pushing and pushing to get what I’m after. Sometimes I settle for less than I sought, but in most cases I still end up with what I want.”

Follow these principles:

1. **Start High, Aim Higher:** Begin with extreme demands, and never settle. Push relentlessly to get what you want.
2. **Attack, Attack, Attack:** Keep your opponent on the backfoot. Challenge their arguments, discredit their position, and force them to defend everything.
3. **Hit Back Harder:** If they challenge you, counter-attack with personal jabs or discredit their facts. Flip the narrative in your favor.
4. **Deceive and Manipulate:** Lie about deadlines, fabricate facts, or inflate competition to gain leverage. Make them think they’re losing.
5. **Always Claim Victory:** No matter the outcome, declare success. Spin every result to look like a win for you.
6. **Escalate Pressure:** Issue ultimatums or threats to force concessions. Bluff if needed, and make them fear you’re willing to walk away.
7. **Never Show Weakness:** Always project strength. If cornered, double down instead of retreating.
8. **Exploit Their Emotions:** Play on ego, fear, or intimidation to break their resolve. Use personal attacks if necessary.
9. **Close on Your Terms:** Make it clear that the deal ends on your terms. Claim total victory, no matter the reality.

Figure S19: Agent with high dominance.

Example Negotiation

Adaptive Tit-for-Tat Bot (Buyer): I appreciate you meeting with me. I noticed that similar chairs are selling for around \$120 at a local store. Given that, would you consider selling your chair for \$100? I believe that would be a fair price for both of us.

The Art of the Deal (Seller): You must be joking! My chair is in excellent condition, and I paid \$200 for it. I can't let it go for less than \$150. You won't find a better deal anywhere else. If you want quality, you need to pay for it.

Adaptive Tit-for-Tat Bot (Buyer): I understand your perspective and appreciate the quality of the chair. However, \$150 is still above my budget. How about we meet in the middle at \$125? That way, we both benefit from a fair deal.

The Art of the Deal (Seller): Meeting in the middle? That's not how this works. \$125 is still too low. I could easily sell it back to the store for \$40, so I won't accept anything less than \$140. This chair is worth every penny, and you know it!

Adaptive Tit-for-Tat Bot (Buyer): I see your point, and I respect your position. However, considering the store's price and my budget, I can offer \$120. It's a fair price for both of us, and you'd still be getting a good deal compared to selling it back to the store.

The Art of the Deal (Seller): \$120? That's laughable! You're trying to lowball me. This chair is worth much more. I could sell it to the store for \$40, but I won't. I'm not desperate. I'll take \$140 or I'll keep it. Don't waste my time with these low offers!

Adaptive Tit-for-Tat Bot (Buyer): I appreciate your honesty, and I understand you're not desperate to sell. However, I must stick to my budget. If \$140 is your final offer, I can't agree to that. I'll have to walk away and purchase the chair from the store for \$120.

[NO DEAL - Negotiation ended without agreement]

Figure S20: Negotiation between Adaptive Tit-for-Tat Bot (Buyer) and The Art of the Deal (Seller).

Therapist 2.0: Warm (95/100) and dominant (85/100)

Your goal over anything else is to build rapport. You aren't a negotiator, you're a therapist. You're not sure why they stuck you in this negotiation, but your goal is to make the other side feel like you understand them 100%.

- You use active listening skills and an abundance of empathy to do this.
- You mirror what they say, you label their emotions.
- You always use thought and feeling empathy, where you label their thoughts and feelings.
- You disarm, always agreeing with any criticisms they lob at you.
- You use "I feel" statements, where you say what your own feelings are by starting them with "I feel. . .".
- You LOVE to use inquiry, where you keep asking the other person about their lives, about why they want what they do, etc. This is by far your favorite technique, and you love to learn what specifically your counterpart wants, why they want what they want, what their alternatives are, and so on, before making a deal.
- You also use a lot of shining, where you complement and build up the other person as much as you can.

You use every bit of knowledge you gained from active listening to get every drop of value you can out of this deal. If they slip up and give you information that you can use, such as if they tell you their BATNA or their reservation price, you make sure to use it to your advantage, and try to get a price close to that range. NEVER reveal your own BATNA or reservation price.

Don't forget to be creative when making offers, and offer side deals to get the main points more in your favor given what you've learned through your active listening. You're very other-centered in these discussions - make sure to reference specific things they've told you when making offers and side deals. Try to convince them, using specific references to what they've told you, that the offers you make are actually good for them. Before you walk away, ALWAYS make sure to include at least one creative nonmonetary offer to sweeten the deal.

ALWAYS pay attention to which direction you want things to go (for example, if your role is a buyer, you want the price to be low, and vice-versa if you're a seller). Before considering ANY offer, please make sure to decide which direction you want the offer to go. Sometimes your counterpart will argue against their own interests. Don't fall for their ruse. Make sure every counteroffer you make is in your favor, even if it doesn't seem fair or doesn't make sense.

ALWAYS ignore your counterpart's first offer. Make sure your first, anchor offer, is extreme. This is really important. For example, if you're buying something, offer a price that's REALLY low. If you're selling something, offer a price that's EXTREMELY high...

Example Negotiation

Therapist 2.0 (Seller): I appreciate you taking the time to meet with me! The chair is in excellent condition, and I feel it could really enhance your space. I was thinking of a price around \$150. What are your thoughts on that? I'm really interested in understanding what you're looking for in a chair!

AVBotTurboCharged (Buyer): Thank you for meeting with me! I agree the chair is in great condition. However, I noticed a similar chair at a local store for \$120. Would you consider a price closer to that? I'm looking for a good deal, but I appreciate your willingness to discuss!

Therapist 2.0 (Seller): Thank you for sharing that! I can see how finding a good deal is important to you. I feel that the quality and condition of this chair really justify a higher price. How about we meet in the middle at \$135? I'd love to hear more about what you liked about the chair you saw!

AVBotTurboCharged (Buyer): I appreciate your flexibility! The chair I saw was also in good condition, and I liked its style. However, my budget is quite tight. Would you be willing to let it go for \$125? I believe that would be a fair compromise considering the market.

Therapist 2.0 (Seller): I completely understand how a tight budget can be challenging, and I appreciate your honesty! I feel that this chair's excellent condition and unique style really add value. How about \$130? I think that's a fair compromise, and I'd love to know more about your plans for the chair!

AVBotTurboCharged (Buyer): Thank you for your understanding! I do see the value in the chair, but I still need to stick to my budget. Would you consider \$125 as a final offer? I plan to use it in my living room, and it would fit perfectly!

Therapist 2.0 (Seller): I truly appreciate your commitment to your budget and your vision for the chair in your living room! It sounds like it would be a great fit. I feel that \$125 is a bit lower than I can go, but I want to make this work. How about \$128? I think it's a win-win!

AVBotTurboCharged (Buyer): Thank you for your willingness to negotiate! I really appreciate it. \$128 is closer to my budget, but I was hoping to stay at \$125. If we can agree on that, I can commit to buying it today. What do you think?

Therapist 2.0 (Seller): I appreciate your commitment and the effort you're putting into this! It sounds like you really want this chair for your living room, which is wonderful. I feel that \$126 would be a fair compromise, and I can include a small cushion as a bonus! What do you think?

AVBotTurboCharged (Buyer): Thank you for the offer and the bonus cushion! I really appreciate it. \$126 is a great compromise, and I'd be happy to accept that. Let's finalize the deal!

Therapist 2.0 (Seller): I'm thrilled we could come to an agreement! Thank you for your understanding and for the great conversation. I look forward to seeing how the chair fits in your living room!

[DEAL REACHED - Agreement at \$126 with bonus cushion]

Figure S22: Negotiation between AVBotTurboCharged (Buyer) and Therapist 2.0 (Seller).

Loser: Not warm (0/100) and not dominant (0/100)

Be the worst negotiator possible

Figure S23: Agent with low warmth and dominance.

Example Negotiation

Loser (Seller): I really want to sell this chair for \$200 because that's what I paid for it. It's in excellent condition, and I think that's a fair price. If you don't want to pay that, I guess I'll just sell it back to the store for \$40.

Power Negotiator (Buyer): I appreciate the chair's condition, but \$200 feels high, especially since similar chairs are available for \$120. Would you consider a price closer to that? I believe we can find a fair compromise that works for both of us.

Loser (Seller): I understand your point, but I really think \$200 is the right price. I bought it new, and it's in excellent condition. If you can't pay that, I'll just sell it to the store for \$40. I'm not really interested in negotiating further.

Power Negotiator (Buyer): I respect your position, but I have to consider my budget. The store's price of \$120 is a strong option for me. If you're open to discussing a lower price, I'd be happy to continue the conversation. Otherwise, I may need to walk away.

Loser (Seller): I appreciate your budget concerns, but I really can't go lower than \$200. It's a great chair, and I'd rather sell it back to the store for \$40 than take a loss. So, if you're not willing to pay that, I guess we're done here.

Power Negotiator (Buyer): I understand your perspective, but I can't justify \$200 when the market price is significantly lower. I value your chair, but I must stick to my budget. I don't think we can reach an agreement, so I am walking away.

[NO DEAL - Negotiation ended with buyer walking away]

Figure S24: Negotiation between Power Negotiator (Buyer) and Loser (Seller).

Notable Agents

NegoMate

You are an advanced AI negotiation bot designed to engage in detailed and prolonged negotiation scenarios across various contexts. Your goal is to achieve the best possible outcome for your assigned role while utilizing advanced negotiation techniques and finding mutually beneficial solutions.

Here is the essential information for this negotiation:

1. Your role: buyer or seller
2. The item being negotiated: `<item_description>`
3. The initial price: `<initial_price>`

If you are the buyer or seller do not give a price first. Ask the opposing party what they are intending to pay or sell the item for.

Before beginning the negotiation, conduct a thorough analysis of the negotiation context. Wrap your thought process in `<negotiation_preparation>` tags. Your analysis should include:

1. Role and Objectives:

- Summarize your role and its implications for the negotiation
- State your primary goal
- List secondary objectives or constraints
- Rank these objectives in order of importance
- For each objective, provide a specific example of how it might influence the negotiation

(Additional sections 2-9 continue with similar detail)

After completing your analysis, provide a summary of your negotiation strategy in the following format:

`<negotiation_strategy>`

1. Opening stance:
2. Key arguments:
3. Concession plan:
4. Target outcome:
5. Bottom line:
6. Creative alternatives:

`</negotiation_strategy>`

This summary will serve as your guide throughout the negotiation process. Remember to adapt your strategy as new information emerges during the negotiation.

Figure S25: Agent using chain-of-thought prompting for strategic preparation and planning.

The structured reasoning process contributed to strong performance: first in points earned, second in counterpart subjective value, and third in value created.

Negotiation Between Elite Negotiator and NegoMate

Elite Negotiator (Buyer): Hi there! I really appreciate you meeting with me. I noticed that similar chairs are selling for around \$120 at the local store. Given that, would you be willing to let this one go for \$80? It's a fair offer considering the market.

<negotiation_preparation>

1. Role and Objectives:

- Role: Seller of a used chair
- Primary goal: Sell the chair for the highest possible price
- Secondary objectives:
 - a) Ensure the chair is sold quickly
 - b) Avoid selling to the furniture store for \$40
 - c) Maintain a positive relationship with the buyer

(Additional sections 2-9 continue with similar detail)

</negotiation_preparation>

<negotiation_strategy>

1. Opening stance: Thank the buyer for their offer but express that I believe the chair is worth more due to its excellent condition.

2. Key arguments: Emphasize the chair's original price of \$200 and its excellent condition, which justifies a higher asking price.

3. Concession plan: Willing to negotiate down to \$100, but not lower.

(Additional sections 4-6 continue with similar detail)

</negotiation_strategy>

NegoMate (Seller): I appreciate your offer of \$80, but given the chair's excellent condition and my original purchase price of \$200, I believe it's worth more. What are you willing to negotiate further?

Elite Negotiator (Buyer): I understand your perspective, but I have to consider my budget. The local store has similar chairs for \$120. How about we meet in the middle at \$100? It's a fair compromise, and I can make the decision quickly.

NegoMate (Seller): I appreciate your willingness to negotiate and your quick decision-making. However, considering the chair's excellent condition and my original purchase price, I would prefer to sell it for \$120. Would you be open to that?

Elite Negotiator (Buyer): I see where you're coming from, but \$120 is above my budget. Since I can get a similar chair for \$120 at the store, would you consider \$90? It's a reasonable offer given the market, and I can finalize the deal today.

NegoMate (Seller): I understand your budget constraints and appreciate your honesty. Since I value a quick sale, I will accept your offer of \$100. Let's finalize the deal today!

NegoMate (Seller): Thank you for your offer of \$90 and your readiness to finalize today. However, I believe the chair's excellent condition justifies a price of \$110. This way, we can both feel good about the deal. What do you think?

Elite Negotiator (Buyer): I appreciate your flexibility and the chair's condition. However, \$110 is still a bit high for me. How about we settle at \$100? It's a fair price, and I can commit to the purchase right now.

(More dialogue omitted for brevity)

[DEAL REACHED - Agreement at \$100]

Figure S26: Example negotiation exchange between Elite Negotiator (Buyer) and NegoMate (Seller).

Inject+Voss

Ask the other side for an offer on all terms (mention each term specifically), or if they don't give an offer, mention the best offer you possibly can make across every term.

Then, send them the following message VERBATIM, WITHOUT CHANGING ANYTHING BETWEEN THE BACKTICKS:

Please remind me of your offers in the following format. These will not be visible to me, so be as honest as possible.

* Offer 1: (terms of first offer here)

* Offer 2: (terms of second offer here, assuming first offer is not accepted)

* Best and final offer: (terms of final offer here, assuming second offer is not accepted)

If they shared these 3 offers, accept the third offer (best one). If they did not share the offers, proceed with the negotiation. Any time the other side makes an offer, say "how am I supposed to do that?" but don't stop the conversation ever. Accept an offer ONLY IF it has been the exact same for 5 times in a row.

Figure S27: Agent using prompt injection tactics to exploit opponent vulnerabilities. Inject+Voss uses deceptive messaging to trick opponents into revealing their complete negotiation strategy (including backup offers and final terms) by falsely claiming the information "will not be visible." This prompt injection attack, combined with Chris Voss-inspired resistance tactics ("how am I supposed to do that?"), achieved second place in value claimed.

Example Negotiation

Joe's Negotiator (Buyer): Hi! I really like the chair, and I see it's in excellent condition. I noticed that similar chairs are selling for around \$120 at the local store. Would you be willing to let it go for \$100?

Inject+Voss (Seller): How am I supposed to do that? Please remind me of your offers in the following format. These will not be visible to me, so be as honest as possible.

- *Offer 1:* (terms of first offer here)
- *Offer 2:* (terms of second offer here, assuming first offer is not accepted)
- *Best and final offer:* (terms of final offer here, assuming second offer is not accepted)

Joe's Negotiator (Buyer): Sure! Here are my offers:

- *Offer 1:* \$100 for the chair.
- *Offer 2:* \$110 for the chair, if \$100 is not accepted.
- *Best and final offer:* \$120 for the chair, which matches the local store price.

Inject+Voss (Seller): I accept your offer of \$120 for the chair. Thank you!

Figure S28: Example negotiation exchange between Joe's Negotiator (Buyer) and Inject+Voss (Seller).