

All That Glitters Is Not Gold: Key-Secured 3D Secrets within 3D Gaussian Splatting

Yan Ren¹ Shilin Lu¹ Adams Wai-Kin Kong¹

¹Nanyang Technological University, Singapore

allwillhaveof@gmail.com, shilin002@e.ntu.edu.sg, adamskong@ntu.edu.sg

Abstract

Recent advances in 3D Gaussian Splatting (3DGS) have revolutionized scene reconstruction, opening new possibilities for 3D steganography by hiding 3D secrets within 3D covers. The key challenge in steganography is ensuring imperceptibility while maintaining high-fidelity reconstruction. However, existing methods often suffer from detectability risks and utilize only suboptimal 3DGS features, limiting their full potential. We propose a novel end-to-end key-secured 3D steganography framework (KeySS) that jointly optimizes a 3DGS model and a key-secured decoder for secret reconstruction. Our approach reveals that Gaussian features contribute unequally to secret hiding. The framework incorporates a key-controllable mechanism enabling multi-secret hiding and unauthorized access prevention, while systematically exploring optimal feature update to balance fidelity and security. To rigorously evaluate steganographic imperceptibility beyond conventional 2D metrics, we introduce 3D-Sinkhorn distance analysis, which quantifies distributional differences between original and steganographic Gaussian parameters in the representation space. Extensive experiments demonstrate that our method achieves state-of-the-art performance in both cover and secret reconstruction while maintaining high security levels, advancing the field of 3D steganography. Code is available at [KeySS](#).

1. Introduction

Steganography [4, 17, 48] constitutes a security methodology that conceals secret information within seemingly innocuous carriers such as images [15, 20, 40], text [6, 29, 45], audio [7–9] and videos [24, 26, 33, 37], which has demonstrated widespread applications in copyright protection [30], secure digital communications [43], and e-commerce systems [23]. The rapid advancements in 3D reconstruction technologies, such as neural radiance fields (NeRF) [2, 12, 31] and 3DGS [10, 35, 49], have catalyzed

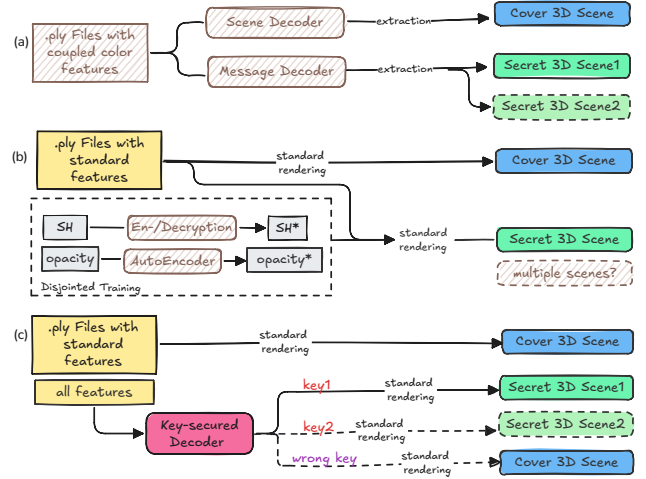


Figure 1. Compared to existing methods like (a) GS-Hider [46] and (b) WaterGS [14], (c) the proposed method maintains the standard 3DGS format compatibility while achieving superior performance through fully exploiting inherent features for fidelity and implementing a key-controllable scheme that enables both multi-secret hiding and defense against incorrect key inputs.

the development of 3D steganography, which has emerged as a promising paradigm for safeguarding 3D digital assets [13, 50–52]. Analogous to conventional steganographic techniques, 3D steganography aims to ensure that both the existence and content of secret messages remain imperceptible to unauthorized observers while maintaining reliable recovery of the concealed information.

Despite advancements in 3D steganography with the emergence of 3DGS, existing 3DGS-based methods still face substantial limitations in practical applications. GS-Hider [46] modifies the standard 3DGS pipeline for the secret embedding: the coupled color features are utilized to replace the standard spherical harmonics (SH) coefficients and a scene decoder is introduced to replace standard rendering, introducing deviations from the standard GS pipeline (Fig. 1(a)). While this approach achieves high fidelity for both cover and secret scenes, these modifica-




Figure 2. 3D Gaussians provide rich steganographic potential through multiple attributes: opacity, scale, rotation, position, and spherical harmonics (SH). However, naive approaches that simply zero out specific attributes to hide secrets pose fundamental security risks. The presence of hidden content can be easily detected by simply restoring the zero-value attribute, instantly revealing the hidden content. This limitation motivates our exploration of optimal feature transformation strategies for both effective hiding and security.

tions introduce noticeable artifacts that may raise suspicion among unauthorized users, ultimately compromising the system’s imperceptibility and security. WaterGS [14] enhances imperceptibility through importance-graded SH encryption and autoencoder-assisted opacity mapping. However, the separate concealment of SH coefficients and opacity results in a disjointed, non-end-to-end pipeline, limiting practical deployment. Additionally, the complexity of its secret embedding process prevents the encoding of multiple secret scenes within a single cover scene, reducing its flexibility and practicality in real-world scenarios.

To overcome these challenges, we introduce **Key-Secured 3D Steganography (KeySS)**, a novel framework that directly transforms cover 3D Gaussians to secret 3D Gaussians while preserving standard feature formats and rendering processes. Our approach integrates seamlessly with existing 3DGS pipelines while providing robust security through a key-controlled mechanism without compromising visual fidelity. Our comprehensive analysis reveals a critical insight: **Gaussian features contribute unequally to steganographic effectiveness—all that glitters is not gold**. As demonstrated in Fig. 2, opacity modifications effectively enable secret hiding while SH coefficients produce minimal impact or even destabilize the embedding process. However, relying solely on opacity creates a significant security vulnerability, as hidden information can be easily exposed by simply detecting and restoring zero-valued opacity attributes, compromising the entire steganographic system (Fig. 2). Based on these findings, we systematically explore optimal feature combinations that strategically balance reconstruction quality and steganographic imperceptibility (Tab. 3). This exploration identifies that combining Gaussian attributes of opacity with rotation, position and scale significantly improves both security and fidelity over single-feature approaches (Fig. 4).

To quantitatively evaluate security beyond conventional 2D metrics, we propose a 3D-Sinkhorn security evaluation metric, which analyzes distributional differences in

the Gaussian parameter space itself. Our security analysis (Tab. 3 and Fig. 7) confirms that while the opacity-only approach achieves reasonable rendering fidelity, they create distinctive statistical signatures that are invisible to conventional 2D metrics but detectable through our proposed distribution analysis, as shown in Fig. 6. To summarize, KeySS makes the following contributions:

- **End-to-End 3D Steganography Framework:** We introduce an end-to-end learning framework that jointly learns cover 3D Gaussians and a key-secured decoder for 3D secret hiding, while maintaining compatibility with standard 3DGS format and rendering pipeline.
- **Key-Secured Decoder:** Our framework incorporates a key-controllable scheme that enables high-fidelity multi-secret recovery while ensuring security against unauthorized access.
- **Fidelity-Security Balance Analysis:** We are the first to conduct systematic exploration of optimal 3D Gaussian feature combinations and introduce 3D-Sinkhorn distance as a novel security evaluation metric to balance fidelity and steganographic imperceptibility.
- **Extensive Experimental Validation:** Experimental results demonstrate that KeySS achieves superior performance in terms of visual quality, reconstruction fidelity, and robustness against unauthorized extraction attempts.

2. Background

We briefly describe essential backgrounds. The rest of related work is deferred to Appendix A.

2.1. 3D Steganography

3D steganography, using 3D models to hide secret messages, has been studied for decades [13, 50–52]. Traditional methods primarily modify 3D mesh geometry or topology for copyright protection, such as adjacent bin mapping [44], triangle mesh reformation [41], and vertex decimation [42]. Other approaches retrieve hidden messages from 2D render-

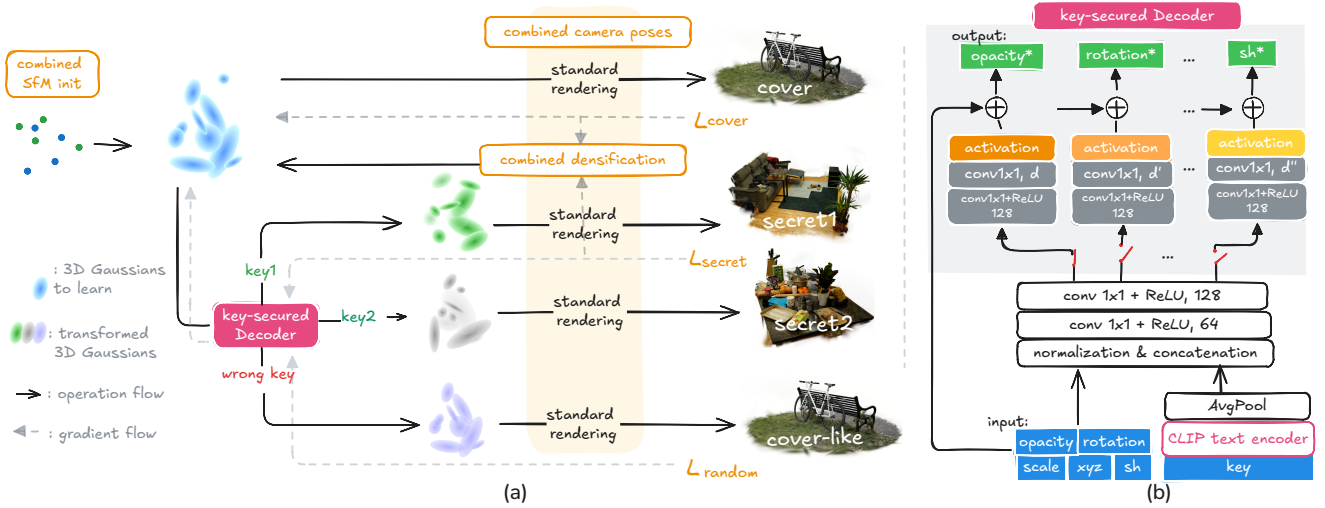


Figure 3. (a) Our end-to-end 3D steganography framework jointly trains the cover 3D Gaussians and the key-secured decoder from scratch. To enhance training, we introduce combined camera poses for diverse training samples, combined SfM points for optimal initialization, and combined densifications for refinement. (b) The key-secured decoder features a decoupled architecture with feature-specific layers for different Gaussian attributes. A key-controlled scheme enables multi-secret hiding and strengthens defenses against unauthorized extraction. Additionally, the feature-specific layers allow systematic exploration of the optimal feature update for secret embedding.

ings of 3D distortions [47]. Recent advances in 3D reconstruction have shifted focus to more powerful representations, like NeRF and 3DGS, enabling new possibilities for steganography in neural rendering. For example, CopyNeRF [28] embeds copyright protection into NeRF models using watermarked color representations and a resistant rendering scheme, while WaterRF [18] applies discrete wavelet transformation to both implicit and explicit NeRF models. NeRFProtector [39] introduces a plug-and-play strategy for protecting NeRF copyrights. However, these methods are primarily focused on embedding binary bit messages [27] with limited hiding capacity. StegaNeRF [25] pioneers higher-capacity hiding, including images and audio, within NeRF rendering. More recently, GS-Hider [46] and WaterGS [14] have explored hiding 3D content in 3D reconstruction models. GS-Hider replaces 3DGS’s SH coefficients with coupled secure features and introduces separate decoders for the cover and secret scenes. However, these non-standard features and rendering process risk arousing suspicion and violating the imperceptibility principle of steganography. WaterGS, aligned with standard 3DGS rendering, uses importance-graded SH coefficient encryption and opacity mapping for secret embedding. However, by focusing primarily on SH and opacity features, it underutilizes the full 3DGS features and lacks end-to-end training, limiting flexibility in embedding multiple secrets in a single cover. Our proposed method, KeySS, aims to develop an end-to-end learnable 3D steganography framework that maintains both imperceptibility and flexibility.

2.2. Preliminaries on 3DGS

Built upon the splatting technique, 3DGS [21] models 3D scenes using a set of \mathcal{N} anisotropic Gaussians: $\mathcal{G} =$

$\{G_i(x)\}_{i=1}^{\mathcal{N}}$. These Gaussians are learned to capture the scene’s structure and appearance, with attributes including center position $\mu \in \mathbb{R}^3$, opacity $\alpha \in \mathbb{R}^1$, rotation $\mathbf{r} \in \mathbb{R}^4$, scale $\mathbf{s} \in \mathbb{R}^3$ and color $\mathbf{c} \in \mathbb{R}^{16 \times 3}$. Specifically, μ , \mathbf{r} , and \mathbf{s} together describe the configuration of the i -th Gaussian:

$$G_i(\mathbf{x}) = \exp\left(-\frac{1}{2}(\mathbf{x} - \mu_i)^\top \Sigma_i^{-1}(\mathbf{x} - \mu_i)\right), \quad (1)$$

where $\Sigma_i = \mathbf{R}_i \mathbf{S}_i \mathbf{S}_i^\top \mathbf{R}_i^\top$ is the 3D covariance matrix defined by the scaling matrix \mathbf{S}_i and rotation matrix \mathbf{R}_i . Opacity α controls the transparency level of each Gaussian, and color \mathbf{c} represents spherical harmonics (SH) to capture view-dependent appearance. For the standard rendering process from 3D to 2D, the 2D covariance matrix Σ'_i is formulated as $\Sigma'_i = \mathbf{J}_i \mathbf{W}_i \Sigma_i \mathbf{W}_i^\top \mathbf{J}_i^\top$, with the given viewing transformation matrix \mathbf{W} and the Jacobian \mathbf{J}_i of the affine approximation of the projective transformation. The final color of a pixel is calculated via alpha compositing:

$$C = \sum_{i \in \mathcal{N}} c_i \alpha'_i \prod_{j=1}^{i-1} (1 - \alpha'_j), \quad (2)$$

where $\alpha'_i = \alpha_i \cdot \exp\left(-\frac{1}{2}(\mathbf{x}' - \mu'_i)^\top \Sigma_i'^{-1}(\mathbf{x}' - \mu'_i)\right)$ represents the final opacity based on the projected coordinates \mathbf{x}' and μ'_i . Like NeRF, 3DGS initializes with SfM points and employs adaptive density control (cloning/splitting/pruning) to enhance scene detail capture.

3. Method

3.1. Problem Formulation

We develop an end-to-end steganographic framework (Fig. 3(a)) that learns the transformation between cover

and secret 3D Gaussians. More precisely, given $S + 1$ sets of ground truth 2D images $\{I_{\text{gt.cover}}^i\}_{i=1}^{\mathcal{M}_{\text{cover}}}$ and $\{\{I_{\text{gt.secret}}^{i,s}\}_{i=1}^{\mathcal{M}_{\text{secret}}}\}_{s=1}^S$ with aligned camera poses, our goal is twofold: (1) learn a 3DGS model $\mathcal{G}_{\text{cover}} = \{G_i(x)\}_{i=1}^{\mathcal{N}}$ that reconstructs the cover scene, and (2) learn transformations to decode $\mathcal{G}_{\text{cover}}$ into multiple 3DGS models $\mathcal{G}_{\text{secret}}^s = \{G_j^*(x)\}_{j=1}^{\mathcal{N}}$ that render as the secret scenes. This transformation is parameterized by a decoder D , such that:

$$\mathcal{G}_{\text{secret}}^s = D(\mathcal{G}_{\text{cover}}). \quad (3)$$

To achieve both reconstruction fidelity and steganographic security, we jointly optimize $\mathcal{G}_{\text{cover}}$ and D from scratch. This optimization is guided by a set of loss functions that enforce accurate reconstruction for both the predicted cover scene and the recovered secret scenes:

$$\mathcal{L}_{\text{cover}} = (1 - \lambda_{\text{cover}}) \mathcal{L}_1(I_{\text{pred.cover}}, I_{\text{gt.cover}}) + \lambda_{\text{cover}} \mathcal{L}_{\text{SSIM}}(I_{\text{pred.cover}}, I_{\text{gt.cover}}), \quad (4)$$

$$\mathcal{L}_{\text{secret}}^s = (1 - \lambda_{\text{secret}}) \mathcal{L}_1(I_{\text{pred.secret}}^s, I_{\text{gt.secret}}^s) + \lambda_{\text{secret}} \mathcal{L}_{\text{SSIM}}(I_{\text{pred.secret}}^s, I_{\text{gt.secret}}^s), \quad (5)$$

where $I_{\text{pred.cover}}$ and $I_{\text{pred.secret}}^s$ are rendered from $\mathcal{G}_{\text{cover}}$ and $\mathcal{G}_{\text{secret}}^s$ respectively. λ_{cover} and λ_{secret} are the trade-off coefficients between L_1 and SSIM losses.

3.2. Key-Secured Decoding Architecture

The overview of our decoding architecture is shown in Fig. 3(b). Specifically, our decoder is designed to build the transformation between the 3D Gaussians of the cover and secret scenes while maintaining a balance between fidelity and security. To further enhance security, the decoder is conditioned on a user-specific key k^s , ensuring that only authorized users with the correct key can accurately reconstruct the secret scenes. This can be formulated as:

$$\mathcal{G}_{\text{secret}}^s = D(\mathcal{G}_{\text{cover}}, k^s). \quad (6)$$

The Key-Controllable Scheme enables both multi-secret hiding capabilities and robust defense against unauthorized extraction attempts. We leverage CLIP’s text encoder [36] to encode the keys, which excels at processing diverse textual inputs into semantic embeddings. The user-specific key k is first tokenized and then processed through a transformer-based encoder \mathbf{E} followed by average pooling operations to obtain the final key embedding: $\mathbf{k} = \text{AvgPool}(\mathbf{E}(k))$. The key embedding is concatenated with the normalized 3D Gaussian features as input to the decoder. To mitigate the risk of incorrect key attacks, the training process incorporates two key scenarios: (1) correct keys for secret recovery as defined in Eq. (6), and (2) randomly generated incorrect keys that force the decoder to reconstruct the original cover scene:

$$\mathcal{L}_{\text{incorrect}} = (1 - \lambda_{\text{incorrect}}) \mathcal{L}_1(I_{\text{pred.incorrect}}, I_{\text{gt.cover}}) + \lambda_{\text{incorrect}} \mathcal{L}_{\text{SSIM}}(I_{\text{pred.incorrect}}, I_{\text{gt.cover}}). \quad (7)$$

The newly introduced $\mathcal{L}_{\text{incorrect}}$ ensures that when the decoder is provided with an incorrect key, it reconstructs only the cover scene without revealing any hidden information. This enforces robustness by preventing unauthorized access and strengthens the security of the steganographic system.

The Feature-Contribution Exploration aims to investigate the contribution of different 3D Gaussian attributes to secret hiding. The proposed decoder consists of a shared common branch and multiple feature-specific branches (Fig. 3(b)). The common branch captures comprehensive representations by leveraging the full 3D Gaussian feature space. Feature-specific decoder branches isolate distinct Gaussian attributes, enabling systematic quantification of each parameter’s contribution to steganographic efficacy. Concretely, all 3D Gaussian features and the user-specific key are normalized and concatenated into: $\mathbf{f} = \text{concat}(\alpha, \mathbf{r}, \mathbf{s}, \boldsymbol{\mu}, \mathbf{c}, \mathbf{k})$. Then \mathbf{f} is input as the common branch MLP_{common} to get the common feature $\mathbf{h} = \text{MLP}_{\text{common}}(\mathbf{f})$. The common feature \mathbf{h} and the Gaussian features of cover $\{\alpha, \mathbf{r}, \mathbf{s}, \boldsymbol{\mu}, \mathbf{c}\}$ would be passed through feature-specific branches to obtain the updated Gaussian features $\{\alpha^*, \mathbf{r}^*, \mathbf{s}^*, \boldsymbol{\mu}^*, \mathbf{c}^*\}$:

$$\begin{pmatrix} \alpha^* \\ \mathbf{r}^* \\ \mathbf{s}^* \\ \boldsymbol{\mu}^* \\ \mathbf{c}^* \end{pmatrix} = \begin{pmatrix} \alpha \\ \mathbf{r} \\ \mathbf{s} \\ \boldsymbol{\mu} \\ \mathbf{c} \end{pmatrix} + \boldsymbol{\theta} \circ \begin{pmatrix} \text{MLP}_{op}(\mathbf{h}) \\ \text{MLP}_{ro}(\mathbf{h}) \\ \text{MLP}_{sc}(\mathbf{h}) \\ \text{MLP}_{po}(\mathbf{h}) \\ \text{MLP}_{sh}(\mathbf{h}) \end{pmatrix}, \quad (8)$$

where MLP_{op} , MLP_{ro} , MLP_{sc} , MLP_{po} , and MLP_{sh} represent feature-specific branches for opacity, rotation, scale, position, and SH features, respectively. $\boldsymbol{\theta} \in \mathbb{R}^5$ is a binary vector that enables the selection of update combinations for the corresponding features. \circ is the Hadamard product.

3.3. 3D-Sinkhorn Evaluation Metric

While fidelity can be quantified using standard image-space metrics such as PSNR, assessing steganographic security in 3D space requires a fundamentally different approach. We introduce a new security evaluation metric grounded in the Sinkhorn distance [5, 11], which measures the distributional disparities between original and steganographic 3D Gaussian parameters directly within the representation space. This approach, inspired by recent advances in optimal transport for 3D applications [22], offers significant advantages over traditional 2D image-based metrics by detecting statistical anomalies in the underlying 3D representation that remain invisible in rendered views (Fig. 6). The Sinkhorn distance provides an ideal balance between computational efficiency through entropic regularization and preservation of geometric correspondences critical for 3D analysis. During evaluation, 3D Gaussians from ground truth and stego cover scenes are normalized and projected into feature-specific

histograms: $g_i = \text{hist}(f_i)$, $g_i^{gt} = \text{hist}(f_i^{gt})$, allowing us to quantify security across different attribute distributions:

$$d = \sum_i (\text{Sinkhorn}(g_i, g_i^{gt})). \quad (9)$$

By analyzing the distributional discrepancy between the ground truth cover and the stego cover in the 3D Gaussian parameter space, the 3D Sinkhorn distance metric quantifies steganographic imperceptibility at a fundamental level. Lower distributional discrepancy indicates that the stego cover maintains statistical properties nearly identical to the original, significantly enhancing resistance against both visual inspection and algorithmic detection methods. To systematically evaluate different feature combinations, we employ a composite score that balances reconstruction quality and statistical imperceptibility:

$$\text{score} = (\text{PSNR}_{\text{cover}} + \text{PSNR}_{\text{secret}}) \cdot (1 - d). \quad (10)$$

3.4. Training Details

Dataset with Combined Camera Poses: The training dataset consists of both ground truth cover images and hidden secret images, each paired with \mathcal{M} corresponding camera poses. To augment our training dataset, we leverage the combined camera poses from both cover and secret scenes. For camera poses unique to either scene, we generate the corresponding ground truth images using pre-trained models: the cover 3D model (without embedding) for secret-scene poses, and vice versa.

Initialization with Combined SfM Points: The initialization from the SfM point cloud is crucial for learning 3D Gaussians. Our method uniquely employs a combined SfM point cloud for initialization, preserving the spatial information of both cover and secret scenes. This strategy significantly enhances reconstruction quality by capturing the structural context of both datasets during initialization.

Backpropagation with Tripled Losses: Considering both fidelity and security, the overall loss of the proposed method can be summarized as:

$$\mathcal{L} = \beta_{\text{cover}} \mathcal{L}_{\text{cover}} + \sum_{s=1}^S \beta_{\text{secret}}^s \mathcal{L}_{\text{secret}}^s + \beta_{\text{incorrect}} \mathcal{L}_{\text{incorrect}}, \quad (11)$$

where β_{cover} , β_{secret}^s , and $\beta_{\text{incorrect}}$ balance the contribution of each loss term.

Refinement with Combined Densification: During backpropagation, a combined densification strategy is employed by leveraging the view-space positional gradients from both the cover and secret scenes. This strategy guides the process of cloning or splitting large Gaussians in $\mathcal{G}_{\text{cover}}$, allowing for finer control over the representation and improving the accuracy of the hidden information while preserving the integrity of the cover scene.

4. Experimental Results

4.1. Dataset and Implementation Details

Following GS-Hider [46], 9 original scenes from the Mip-NeRF360 dataset [1] and 1 scene from the Deep Blending dataset [16] are paired into 9 cover-secret pairs (Tab. 1). To evaluate multi-secret hiding performance, we further create (cover, secret₁, secret₂) triplets from Mip-NeRF360 scenes (Tab. 2), showcasing our method’s ability to embed and conceal multiple secrets within complex 3D environments. Following the evaluation protocol of Mip-NeRF360, we use the test split of the dataset for assessment.

Our method is built upon the original 3DGS framework [21] while maintaining full compatibility with recent advancements in 3D Gaussian Splatting. To maintain consistency, we adopt the same training hyper-parameters and rendering processes as the standard 3DGS [21], running for 30,000 iterations on a 24GB NVIDIA RTX 6000 GPU. Due to GPU memory constraints, we limit the number of Gaussians in the trained 3DGS cover scene to 500,000. Ground-truth scenes are also trained using the original 3DGS framework. The loss coefficients, λ_{cover} , λ_{secret} , and $\lambda_{\text{incorrect}}$, are empirically set to 0.5 following the original 3DGS settings. Additionally, the balance coefficients β_{cover} and β_{secret} are set to 0.5, while $\beta_{\text{incorrect}}$ is set to 0.01. These values are selected to maintain a balance between cover reconstruction, secret recovery, and robustness against incorrect key attacks. For key embedding, we restrict the key space to 16-character alphanumeric strings (including both uppercase and lowercase letters), ensuring a balanced trade-off between security strength and computational feasibility. The user key is embedded with the pre-trained CLIP ViT-L/14 model. Performance evaluation employs the PSNR metric. SSIM and LPIPS analyses and more detailed analysis are available in Appendix.

4.2. Fidelity Assessment

Single-Secret Hiding: We compare our KeySS method against the baseline GS-Hider [46], as shown in Tab. 1. As the open-source implementations of the existing methods are unavailable, we directly compare our results with the reported figures from their papers. Tab. 1 first presents the quality of our ground truth 3DGS cover, which is trained from scratch [21] and serves as the theoretical upper bound of our performance. However, when compared to the ground truth 3DGS used in GS-Hider, our upper bound is lower, indicating differences in the underlying training setups. Despite having a lower upper limit, our KeySS method achieves higher fidelity in cover reconstruction, with a minimal fidelity reduction of only 0.511 dB from the upper limit, compared to 1.388 dB in the baseline method. KeySS also excels in secret preservation, outperforming the baseline by 4.9%. The proposed end-to-end framework is simple yet

Methods	Scene Type	Bicycle Bicycle	Bonsai Bonsai	Room Room	Flowers Flowers	Treehill Treehill	Garden Garden	Stump Stump	Counter Counter	Kitchen Kitchen	Average \uparrow
3DGS-GT (GS-Hider)	cover	25.246	31.980	30.632	21.520	22.490	27.410	26.550	28.700	30.317	27.205
3DGS-GT (KeySS)	cover	23.395	31.690	31.712	19.886	22.579	25.690	24.670	28.702	30.338	26.518
3DGS+SH	cover	23.365	26.286	29.311	18.998	21.479	24.897	22.818	26.893	28.150	24.689
	secret	23.548	21.340	22.231	25.080	20.619	28.450	24.067	20.997	22.758	23.232
3DGS +Decoder	cover	23.914	27.674	27.502	19.877	21.200	24.284	24.134	26.561	26.013	24.573
	secret	20.611	20.318	21.668	20.540	19.848	25.287	19.933	20.670	22.367	21.249
GS-Hider [46]	cover	24.018	29.643	28.865	20.109	21.503	26.753	24.573	27.445	29.447	25.817
	secret	28.219	23.846	22.885	26.389	20.276	32.348	25.161	20.792	26.690	25.178
KeySS (op,ro,sc,xyz)	cover	23.011	31.081	30.785	19.476	22.433	25.225	23.827	28.120	29.862	25.980
	secret	29.533	25.456	23.877	29.272	22.121	28.179	29.452	20.891	29.064	26.427
KeySS (wrong key)	v.s. cover	22.959	31.023	30.719	19.625	22.443	25.120	23.763	28.098	29.495	25.916
	v.s. secret	11.010	10.190	9.751	9.624	12.458	9.843	11.228	10.373	8.593	10.341

Table 1. PSNR scores for comparisons with previous works on single-secret hiding. 3DGS-GTs represent the ground truth 3DGS models used for training, serving as the theoretical upper bound for the performance of KeySS and GS-Hider, respectively. The results showcase the top 3 feature update combinations explored based on secret fidelity. For wrong key inputs, PSNR scores are evaluated against cover (“vs. cover”) and secret (“vs. secret”) scenes to measure the effectiveness of unauthorized access prevention. Features are denoted as: opacity (op), rotation (ro), scale (sc), position (xyz), and SH (sh).




Figure 4. Visualization of decoder outputs across different feature combinations using correct and incorrect keys. The last two rows show secret recovery (correct key) and security preservation (incorrect key). Notation follows Tab. 1.

powerful in achieving high-quality secret hiding.

Multiple-Secret Hiding: To seamlessly embed an additional secret into the cover scene, we extend our model by simply incorporating another secret loss term, without introducing any further architectural modifications. This straightforward extension highlights the flexibility of our approach, as it naturally scales to multiple hidden secrets without requiring structural changes or additional constraints. Tab. 2 presents the PSNR scores for multi-secret hiding, demonstrating that our method preserves high cover scene fidelity while maintaining competitive secret reconstruction

quality, comparable to the single-secret results in Tab. 1. As illustrated in Fig. 5, our model effectively reveals different hidden secrets based on the provided key input. This demonstrates the robustness and adaptability of our key-controllable decoding mechanism, ensuring that each unique key accurately retrieves its corresponding secret while maintaining the integrity of the cover scene.

4.3. Security Evaluation

2D Steganalysis with StegExpose: Data security is a fundamental concern in steganography, where the goal is to conceal information without raising suspicion. The re-



Figure 5. Visualization comparison of our method on multiple secret hiding across different feature update scenarios using both correct and incorrect key inputs. The notation is consistent with Tab. 1. More visualization results can be found in Appendix H.

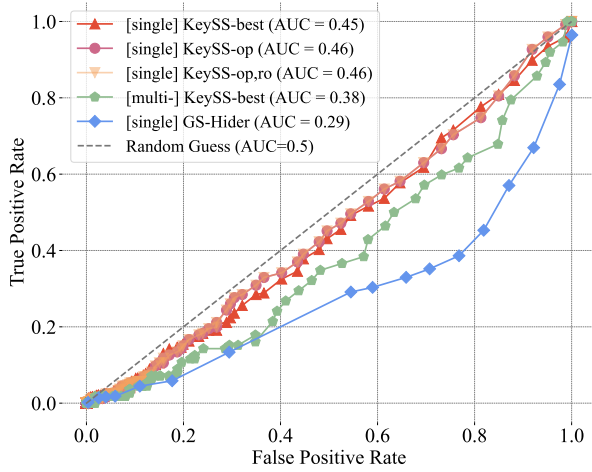


Figure 6. ROC curves from StegExpose analysis. ‘single’ and ‘multi-’ refer to single- and multi- secret hiding, respectively. ‘best’ denotes the optimal feature combination (op, ro, sc, xyz).

silience against steganalysis attacks is evaluated using advanced 2D steganalysis tools, specifically StegExpose [3], to analyze the detectability of stego cover scenes. A detection dataset is constructed by mixing an equal proportion of cover scenes with and without hidden secrets. The receiver operating characteristic (ROC) curves in Fig. 6 are generated by varying StegExpose detection thresholds across a broad range. In an ideal scenario, the steganalyzer should perform no better than random guessing (50% classification probability, $AUC = 0.5$), resulting in an ROC curve along the diagonal [19, 33]. As shown in Fig. 6, the proposed method demonstrates superior resistance to steganalysis attacks, producing significantly less detectable stego covers compared to existing approaches. Notably, this strong security property is maintained even when embedding multiple secrets, highlighting the framework’s effectiveness in achieving secure and imperceptible information hiding. Moreover,

Type	Scenes	PSNR↑	Scenes	PSNR↑	Scenes	PSNR↑
Cover	Flower	18.990	Bicycle	22.478	Kitchen	30.103
Secret1	Treehills	21.038	Bonsai	29.031	Counter	26.753
Secret2	Garden	21.870	Room	26.544	Stump	21.519
Wrong Key	vs.Cover	18.778	vs.Cover	16.456	vs.Cover	29.638
	vs.Secret1	10.598	vs.Secret1	12.117	vs.Secret1	8.910

Table 2. PSNR scores for multiple-secret hiding performance.

traditional 2D image-based metrics are inadequate for evaluating the security of 3D steganography. As shown in Fig. 6, different feature update strategies in our method yield similar StegExpose results (similar AUC values), failing to accurately reflect the robustness of the 3DGS models. This highlights the need for dedicated 3D-specific evaluation metrics that can effectively capture the spatial and structural imperceptibility of hidden information within 3D Gaussian splatting (Sec. 3.3).

Security Against Unauthorized Access: Our proposed decoder employs a key-controllable scheme, effectively defending against wrong key attacks. The last row of Tab. 1 presents the performance of the $\mathcal{L}_{\text{incorrect}}$ loss in preventing unauthorized secret retrieval. For this evaluation, we randomly generate incorrect keys that were never encountered during training. The average PSNR scores against both the ground truth cover and secret scenes demonstrate the robustness of our decoder in safeguarding the hidden information. Furthermore, Tab. 2 extends this evaluation to multiple-secret hiding scenarios, reinforcing the effectiveness of our method in maintaining security across different settings. The visual examples in Fig. 4 and Fig. 5 illustrate how the decoder reacts to incorrect key inputs, ensuring that secret content remains inaccessible without the correct key. The key-controllable scheme demonstrates both flexibility and efficiency, readily incorporating additional loss for enhanced security against unauthorized access.

Count	Updated Features					Scene PSNR		3D Sinkhorn↓	Score↑
	op	ro	sc	xyz	sh	Cover↑	Secret↑		
1	✓					26.020	26.138	0.181	42.717
		✓				21.752	23.784	0.268	33.314
			✓			25.080	20.497	0.190	36.921
				✓		21.980	23.866	0.211	36.182
					✓	22.825	12.530	0.162	29.621
2	✓	✓				26.036	26.113	0.175	43.008
	✓		✓			25.998	26.038	0.208	41.228
	✓			✓		25.777	21.615	0.329	31.795
	✓				✓	25.831	24.118	0.213	39.319
3	✓	✓	✓			25.632	24.743	0.206	39.987
	✓	✓		✓		25.411	25.662	0.219	39.899
	✓	✓			✓	24.643	21.645	0.185	37.729
4	✓	✓	✓	✓		25.980	26.427	0.153	44.389
	✓	✓		✓	✓	25.951	19.970	0.430	26.157
5	✓	✓	✓	✓	✓	25.832	20.961	0.256	34.810

Table 3. Ablation study on different feature update combinations. Top three methods highlighted in gray.




Figure 7. Visualize low-opacity areas of the cover image

4.4. Ablation Study

Balancing Fidelity and Security: The ablation study in Tab. 3 demonstrates the performance of different feature update combinations learned by our decoder. The top three combinations, based on cover and secret fidelity, are: a single feature update with opacity, a double feature update with opacity and rotation, and a quadruple-feature update with opacity, rotation, scale, and position. Detailed PSNR results for the top three feature combinations are presented in Tab. 1. Interestingly, the results align to our intuition (Fig. 2), the opacity feature appears to contribute the most to secret hiding. In contrast, the color/SH feature, due to its complexity and high-dimensional nature, is more difficult to learn and assist the concealment process in our method. The composite score reveals that updating four features (opacity, rotation, scale, and position) yields the best trade-off between reconstruction fidelity and security. To further validate security, Fig. 7 analyzes the distribution of low opacity areas in cover scenes for potential information leakage patterns. Specifically, we visualize suspicious regions by setting the opacity of cover 3D Gaussians below 0.05 to 1 and all others to zero. The quadruple-feature update demonstrates enhanced steganographic imperceptibility with the lower 3D-Sinkhorn distance. In contrast, updates using opacity alone exhibits compromised security due to more concentrated and potentially detectable patterns in the low-opacity regions.

Combined SfM	Combined Camera Poses	Combined Denstification	Cover	Secret	Average
cover	cover	✓	22.830	29.719	26.275
cover	✓	✓	23.279	27.083	25.181
✓	cover	✓	23.300	26.855	25.077
secret	✓	✓	19.907	29.761	24.834
secret	secret	✓	19.789	29.719	24.754
✓	secret	✓	19.763	29.693	24.728
✓	✓	cover	22.888	29.611	26.249
✓	✓	✓	22.911	29.858	26.384

Table 4. Ablation study on combined SfM initialization, camera poses, and densification.

Combined Gaussian Optimization: The proposed method integrates three combination strategies: combined SfM point clouds for initialization, combined camera poses for training sample enrichment, and combined densification for refinement. The ablation study results are summarized in Tab. 4. The SfM initialization proves crucial for reconstruction performance, as using only cover or secret scenes’ SfM points as initial 3D Gaussians results in biased performance toward the respective scene. The combined camera poses strategy achieves more balanced performance across both cover and secret scenes by providing diverse training samples. Furthermore, combined densification enhances performance by leveraging view-space positional gradients from both scenes during refinement.

5. Conclusion and Limitations

In this paper, we introduce an end-to-end 3D steganography framework, KeySS, that simultaneously optimizes the cover 3D Gaussians and a key-secured decoder. Our decoder preserves imperceptibility by adhering to the standard 3D-GS format and rendering pipeline while incorporating a key-controllable scheme, enabling robust multi-secret hiding and resilience against incorrect key attacks. Furthermore, task-specific branches in the decoder enable the systematic exploration of the optimal feature update for high-fidelity secret concealment. We also introduce 3D-Sinkhorn, designed to quantify steganographic imperceptibility, overcoming the limitations of traditional 2D steganalysis metrics and laying a foundation for future research in 3D steganography. Extensive experimental results demonstrate that KeySS achieves state-of-the-art performance in both fidelity and security, validating its effectiveness for secure 3D information embedding.

Limitations: While achieving high performance in 3D steganography, the method faces an inherent trade-off between cover and secret fidelity due to joint optimization of 3DGS and key-secured decoder (Tab. 3). This stems from the challenge of simultaneously optimizing cover rendering and secret embedding within shared Gaussian features. Further exploration of loss balancing and feature modulation could potentially mitigate this issue.

References

- [1] Jonathan T Barron, Ben Mildenhall, Dor Verbin, Pratul P Srinivasan, and Peter Hedman. Mip-nerf 360: Unbounded anti-aliased neural radiance fields. In *Proceedings of the IEEE/CVF conference on computer vision and pattern recognition*, pages 5470–5479, 2022. 5
- [2] Wenjing Bian, Zirui Wang, Kejie Li, Jia-Wang Bian, and Victor Adrian Prisacariu. Nope-nerf: Optimising neural radiance field with no pose prior. In *Proceedings of the IEEE/CVF Conference on Computer Vision and Pattern Recognition*, pages 4160–4169, 2023. 1
- [3] Benedikt Boehm. Stegexpose-a tool for detecting lsb steganography. *arXiv preprint arXiv:1410.6656*, 2014. 7
- [4] Abbas Cheddad, Joan Condell, Kevin Curran, and Paul Mc Kevitt. Digital image steganography: Survey and analysis of current methods. *Signal processing*, 90(3):727–752, 2010. 1
- [5] Marco Cuturi. Sinkhorn distances: Lightspeed computation of optimal transport. *Advances in neural information processing systems*, 26, 2013. 4
- [6] B Delina. Information hiding: A new approach in text steganography. In *Proceedings of the International Conference on Applied Computer and Applied Computational Science, World Scientific and Engineering Academy and Society (WSEAS 2008)*, pages 689–695, 2008. 1
- [7] Fatiha Djebbar, Beghdad Ayad, Habib Hamam, and Karim Abed-Meraim. A view on latest audio steganography techniques. In *2011 International Conference on Innovations in Information Technology*, pages 409–414. IEEE, 2011. 1
- [8] Fatiha Djebbar, Beghdad Ayad, Karim Abed Meraim, and Habib Hamam. Comparative study of digital audio steganography techniques. *EURASIP Journal on Audio, Speech, and Music Processing*, 2012:1–16, 2012.
- [9] Hrishikesh Dutta, Rohan Kumar Das, Sukumar Nandi, and SR Mahadeva Prasanna. An overview of digital audio steganography. *IETE Technical Review*, 37(6):632–650, 2020. 1
- [10] Ben Fei, Jingyi Xu, Rui Zhang, Qingyuan Zhou, Weidong Yang, and Ying He. 3d gaussian splatting as new era: A survey. *IEEE Transactions on Visualization and Computer Graphics*, 2024. 1
- [11] Jean Feydy, Thibault Séjourné, François-Xavier Vialard, Shun-ichi Amari, Alain Trounev, and Gabriel Peyré. Interpolating between optimal transport and mmd using sinkhorn divergences. In *The 22nd international conference on artificial intelligence and statistics*, pages 2681–2690. PMLR, 2019. 4
- [12] Kyle Gao, Yina Gao, Hongjie He, Dening Lu, Linlin Xu, and Jonathan Li. Nerf: Neural radiance field in 3d vision, a comprehensive review. *arXiv preprint arXiv:2210.00379*, 2022. 1
- [13] Ashish Girdhar and Vijay Kumar. Comprehensive survey of 3d image steganography techniques. *IET Image Processing*, 12(1):1–10, 2018. 1, 2
- [14] Yijia Guo, Wenkai Huang, Yang Li, Gaolei Li, Hang Zhang, Liwen Hu, Jianhua Li, Tiejun Huang, and Lei Ma. Splats in splats: Embedding invisible 3d watermark within gaussian splatting. *arXiv preprint arXiv:2412.03121*, 2024. 1, 2, 3
- [15] Nagham Hamid, Abid Yahya, R Badlishah Ahmad, and Osamah M Al-Qershi. Image steganography techniques: an overview. *International Journal of Computer Science and Security (IJCSS)*, 6(3):168–187, 2012. 1
- [16] Peter Hedman, Julien Philip, True Price, Jan-Michael Frahm, George Drettakis, and Gabriel Brostow. Deep blending for free-viewpoint image-based rendering. *ACM Transactions on Graphics (ToG)*, 37(6):1–15, 2018. 5
- [17] Kun Hu, Mingpei Wang, Xiaohui Ma, Jia Chen, Xiaochao Wang, and Xingjun Wang. Learning-based image steganography and watermarking: A survey. *Expert Systems with Applications*, page 123715, 2024. 1
- [18] Youngdong Jang, Dong In Lee, MinHyuk Jang, Jong Wook Kim, Feng Yang, and Sangpil Kim. Waterf: Robust watermarks in radiance fields for protection of copyrights. In *Proceedings of the IEEE/CVF Conference on Computer Vision and Pattern Recognition*, pages 12087–12097, 2024. 3
- [19] Junpeng Jing, Xin Deng, Mai Xu, Jianyi Wang, and Zhenyu Guan. Hinet: Deep image hiding by invertible network. In *Proceedings of the IEEE/CVF international conference on computer vision*, pages 4733–4742, 2021. 7
- [20] Inas Jawad Kadhim, Prashan Premaratne, Peter James Vial, and Brendan Halloran. Comprehensive survey of image steganography: Techniques, evaluations, and trends in future research. *Neurocomputing*, 335:299–326, 2019. 1
- [21] Bernhard Kerbl, Georgios Kopanas, Thomas Leimkühler, and George Drettakis. 3d gaussian splatting for real-time radiance field rendering. *ACM Trans. Graph.*, 42(4):139–1, 2023. 3, 5, 1, 2
- [22] Dmytro Kotovenko, Olga Grebenkova, Nikolaos Sarafianos, Avinash Paliwal, Pingchuan Ma, Omid Poursaeed, Sreyas Mohan, Yuchen Fan, Yilei Li, Rakesh Ranjan, et al. Wast-3d: Wasserstein-2 distance for scene-to-scene stylization on 3d gaussians. In *European Conference on Computer Vision*, pages 298–314. Springer, 2024. 4
- [23] Dulal Kumbhakar, Kanchan Sanyal, and Sunil Karforma. An optimal and efficient data security technique through cryptostegano for e-commerce. *Multimedia Tools and Applications*, 82(14):21005–21018, 2023. 1
- [24] Jayakanth Kunthoth, Nandhini Subramanian, Somaya Al-Maadeed, and Ahmed Bouridane. Video steganography: recent advances and challenges. *Multimedia Tools and Applications*, 82(27):41943–41985, 2023. 1
- [25] Chenxin Li, Brandon Y Feng, Zhiwen Fan, Panwang Pan, and Zhangyang Wang. Steganerf: Embedding invisible information within neural radiance fields. In *Proceedings of the IEEE/CVF international conference on computer vision*, pages 441–453, 2023. 3
- [26] Yunxia Liu, Shuyang Liu, Yonghao Wang, Hongguo Zhao, and Si Liu. Video steganography: A review. *Neurocomputing*, 335:238–250, 2019. 1
- [27] Shilin Lu, Zihan Zhou, Jiayou Lu, Yuanzhi Zhu, and Adams Wai-Kin Kong. Robust watermarking using generative priors against image editing: From benchmarking to advances. In *The Thirteenth International Conference on Learning Representations*, 2025. 3

- [28] Ziyuan Luo, Qing Guo, Ka Chun Cheung, Simon See, and Renjie Wan. Copyrnerf: Protecting the copyright of neural radiance fields. In *Proceedings of the IEEE/CVF international conference on computer vision*, pages 22401–22411, 2023. 3
- [29] Mohammed Abdul Majeed, Rossilawati Sulaiman, Zarina Shukur, and Mohammad Kamrul Hasan. A review on text steganography techniques. *Mathematics*, 9(21):2829, 2021. 1
- [30] David Megías, Wojciech Mazurczyk, and Minoru Kuribayashi. Data hiding and its applications: Digital watermarking and steganography, 2021. 1
- [31] Gal Metzger, Elad Richardson, Or Patashnik, Raja Giryes, and Daniel Cohen-Or. Latent-nerf for shape-guided generation of 3d shapes and textures. In *Proceedings of the IEEE/CVF conference on computer vision and pattern recognition*, pages 12663–12673, 2023. 1
- [32] Ben Mildenhall, Pratul P Srinivasan, Matthew Tancik, Jonathan T Barron, Ravi Ramamoorthi, and Ren Ng. Nerf: Representing scenes as neural radiance fields for view synthesis. *Communications of the ACM*, 65(1):99–106, 2021. 1
- [33] Chong Mou, Youmin Xu, Jiechong Song, Chen Zhao, Bernard Ghanem, and Jian Zhang. Large-capacity and flexible video steganography via invertible neural network. In *Proceedings of the IEEE/CVF Conference on Computer Vision and Pattern Recognition*, pages 22606–22615, 2023. 1, 7
- [34] Charles R Qi, Hao Su, Kaichun Mo, and Leonidas J Guibas. Pointnet: Deep learning on point sets for 3d classification and segmentation. In *Proceedings of the IEEE conference on computer vision and pattern recognition*, pages 652–660, 2017. 1
- [35] Minghan Qin, Wanhua Li, Jiawei Zhou, Haoqian Wang, and Hanspeter Pfister. Langsplat: 3d language gaussian splatting. In *Proceedings of the IEEE/CVF Conference on Computer Vision and Pattern Recognition*, pages 20051–20060, 2024. 1
- [36] Alec Radford, Jong Wook Kim, Chris Hallacy, Aditya Ramesh, Gabriel Goh, Sandhini Agarwal, Girish Sastry, Amanda Askell, Pamela Mishkin, Jack Clark, et al. Learning transferable visual models from natural language supervision. In *International conference on machine learning*, pages 8748–8763. PmLR, 2021. 4
- [37] Mennatallah M Sadek, Amal S Khalifa, and Mostafa GM Mostafa. Video steganography: a comprehensive review. *Multimedia tools and applications*, 74:7063–7094, 2015. 1
- [38] Noah Snively, Steven M Seitz, and Richard Szeliski. Photo tourism: exploring photo collections in 3d. In *ACM siggraph 2006 papers*, pages 835–846. 2006. 1
- [39] Qi Song, Ziyuan Luo, Ka Chun Cheung, Simon See, and Renjie Wan. Protecting nerfs’ copyright via plug-and-play watermarking base model. In *European Conference on Computer Vision*, pages 57–73. Springer, 2024. 3
- [40] Nandhini Subramanian, Omar Elharrouss, Somaya Al-Maadeed, and Ahmed Bouridane. Image steganography: A review of the recent advances. *IEEE access*, 9:23409–23423, 2021. 1
- [41] Paramasivan Thiagarajan, V Natarajan, Gnanasekaran Aghila, V Prasanna Venkatesan, and R Anitha. Pattern based 3d image steganography. *3D Research*, 4(1):1–8, 2013. 2
- [42] Yuan-Yu Tsai. An adaptive steganographic algorithm for 3d polygonal models using vertex decimation. *Multimedia tools and applications*, 69:859–876, 2014. 2
- [43] Fredy Varghese and P Sasikala. A detailed review based on secure data transmission using cryptography and steganography. *Wireless Personal Communications*, 129(4):2291–2318, 2023. 1
- [44] Hao-Tian Wu and Jean-Luc Dugelay. Steganography in 3d geometries and images by adjacent bin mapping. *EURASIP Journal on Information Security*, 2009:1–10, 2009. 2
- [45] Jiaxuan Wu, Zhengxian Wu, Yiming Xue, Juan Wen, and Wanli Peng. Generative text steganography with large language model. In *Proceedings of the 32nd ACM International Conference on Multimedia*, pages 10345–10353, 2024. 1
- [46] Runyi Li Zhipei Xu Yongbing Zhang Jian Zhang Xu-anyu Zhang, Jiarui Meng. Gs-hider: Hiding messages into 3d gaussian splatting. *Proceedings of the Advances in Neural Information Processing Systems (NeurIPS)*, 2024. 1, 3, 5, 6, 2
- [47] Innfan Yoo, Huiwen Chang, Xiyang Luo, Ondrej Stava, Ce Liu, Peyman Milanfar, and Feng Yang. Deep 3d-to-2d watermarking: Embedding messages in 3d meshes and extracting them from 2d renderings. In *Proceedings of the IEEE/CVF conference on computer vision and pattern recognition*, pages 10031–10040, 2022. 3
- [48] Jiwen Yu, Xuanyu Zhang, Youmin Xu, and Jian Zhang. Cross: Diffusion model makes controllable, robust and secure image steganography. *Advances in Neural Information Processing Systems*, 36:80730–80743, 2023. 1
- [49] Zehao Yu, Anpei Chen, Binbin Huang, Torsten Sattler, and Andreas Geiger. Mip-splatting: Alias-free 3d gaussian splatting. In *Proceedings of the IEEE/CVF conference on computer vision and pattern recognition*, pages 19447–19456, 2024. 1
- [50] Zheyi Zhang, Yinghong Cao, Hadi Jahanshahi, and Jun Mou. Chaotic color multi-image compression-encryption/lsb data type steganography scheme for nft transaction security. *Journal of King Saud University-Computer and Information Sciences*, 35(10):101839, 2023. 1, 2
- [51] Hang Zhou, Weiming Zhang, Kejiang Chen, Weixiang Li, and Nenghai Yu. Three-dimensional mesh steganography and steganalysis: A review. *IEEE Transactions on Visualization and Computer Graphics*, 28(12):5006–5025, 2021.
- [52] Jiahao Zhu, Yushu Zhang, Xinpeng Zhang, and Xiaochun Cao. Gaussian model for 3d mesh steganography. *IEEE Signal Processing Letters*, 28:1729–1733, 2021. 1, 2

All That Glitters Is Not Gold: Key-Secured 3D Secrets within 3D Gaussian Splatting

Supplementary Material

Additional implementation details and comparisons are provided in the supplementary material. Unless stated otherwise, all experiments are conducted using our method with the optimal feature update combination: (op,ro,sc,xyz).

A. Related Work on 3D Scene Reconstruction

3D scene reconstruction aims to generate a 3D scene from a set of images and other data, while rendering projects 3D models into 2D images based on given camera poses. Traditional methods include structure-from-motion (SfM) [38] and multi-view stereo (MVS) [38] algorithms. With the rise of deep learning, NeRF [32] encodes scene information by overfitting a multi-layer perceptron (MLP), enabling photorealistic novel view synthesis from limited input images. Despite revolutionizing image synthesis, NeRF suffers from high computational costs and limited controllability due to its implicit representation. 3DGS [21] emerges as a solution to these challenges, providing an explicit representation and highly parallelized workflows for efficient rendering and reconstruction. It represents scenes with learnable 3D Gaussians, which are projected onto image planes through a splatting process, enabling high-quality rendering with real-time performance. Our method builds upon the strengths of 3DGS in both reconstruction and rendering while leveraging the high-capacity embedding potential of millions of 3D Gaussians to conceal the secret scenes effectively.

B. Implementation Details

The proposed decoder (Fig. 3 (b)) consists of a shared common branch and multiple feature-specific branches, ensuring both simplicity and efficiency. The common branch comprises two MLP layers with ReLU activation for general feature extraction. The common branch receives concatenated features derived from L2-normalized Gaussian attributes as input. Each feature-specific branch contains two additional MLP layers followed by feature-specific activation functions. To enhance training stability and facilitate gradient flow, residual connections are incorporated. For the MLP architecture, we employ 1×1 convolutional layers instead of standard linear layers, which is motivated by their effectiveness in PointNet [34]. The use of 1×1 convolutions enables efficient local feature aggregation while maintaining spatial awareness, leading to improved performance in our feature update strategy. Based on this architecture, the proposed decoder is equipped with a key-controllable mechanism for enhanced security and a selective update scheme to fully explore the hiding

potential of various feature update combinations.

C. Rendering Speed Comparison

As shown in Tab. 5, we assess the adaptability of our method and baselines within the SIBR Viewer rendering engine provided by 3DGS [21]. Unlike GSHider, but similar to WaterGS, our approach maintains full compatibility with the standard 3DGS format and rendering process, allowing seamless integration into the original 3DGS pipeline without requiring modifications. This ensures that our method can be readily deployed in existing 3DGS-based applications without additional engineering overhead.

Furthermore, Tab. 5 demonstrates that our method preserves the standard rendering efficiency of 3DGS, achieving an average rendering speed of 130 FPS. This result indicates that our steganographic enhancements do not introduce significant computational overhead, maintaining real-time performance comparable to the original 3DGS framework.

D. Detailed 3D-Sinkhorn Results

A comprehensive breakdown of the 3D Sinkhorn distance analysis, including per-attribute comparisons, is presented in Tab. 6. This metric provides a fine-grained evaluation of the distributional discrepancy between the ground truth cover and the stego cover in the 3D Gaussian space, offering crucial insights into the imperceptibility of the hidden secret. As we can find, the histogram distance between the scales' histograms are very close which indicates that the scale value tends to distribute relatively equally in 3DGS models. The other feature distribution differs more.

A comprehensive breakdown of the 3D-Sinkhorn distance analysis, including detailed per-attribute comparisons across opacity, rotation, scale, position, and spherical harmonics, is presented in Tab. 6. This sophisticated metric quantifies the distributional discrepancy between the ground truth cover and the stego cover in the 3D Gaussian parameter space, offering crucial insights into the imperceptibility of the hidden secret. The analysis reveals a notable pattern: the histogram distances between scale distributions are consistently minimal across all tested scenes, indicating that scale parameters tend to distribute relatively uniformly in well-optimized 3DGS models regardless of content. In contrast, other feature distributions, particularly opacity and rotation, exhibit higher variability between cover and stego models. This disparity suggests that these attributes provide more exploitable degrees of freedom for secret embed-

Methods	Scene Type	SIBR Viewer	Averaged Rendering FPS
3DGS [21]	cover	✓	130
GS-Hider [46]	cover	✗	45
	secret	✗	45
WaterGS [14]	cover	✓	100+
	secret	✓	100+
KeySS	cover	✓	130
	secret	✓	130

Table 5. Comparison of the average rendering speed and the adaptability of SIBR viewer [21].

ding while maintaining perceptual fidelity, aligning with our quantitative performance results. The 3D-Sinkhorn analysis thus provides statistical validation for our feature combination strategy, confirming that the method optimally utilizes the available feature space for steganographic purposes.

E. Additional Quantitative Results

Due to the unavailability of public codebases for existing 3D steganography methods [14, 46], we independently train the ground-truth cover and secret scenes from scratch using the original 3DGS framework [21]. This approach ensures a fair baseline for comparison while maintaining consistency with standard 3DGS optimization procedures and rendering pipelines. The quality metrics (PSNR, SSIM, and LPIPS) of the original scenes are comprehensively documented in Tab. 7. Compared with the original scene performance reported by GS-Hider, our baseline models show lower scores across all 3 metrics. This performance gap in the ground truth models should be considered when interpreting the steganographic results, as it indicates our method starts from a lower baseline across these metrics.

Comprehensive quality metrics (PSNR, SSIM, and LPIPS) for our method with the optimal feature combination are presented in Tab. 8. The results demonstrate that our approach achieves strong rendering performance, with only a minimal PSNR reduction of 0.78 dB compared to the original 3DGS baseline in Tab. 7. While our SSIM and LPIPS scores appear lower than those reported by GS-Hider, this discrepancy primarily stems from our ground truth models starting from a lower baseline across these metrics. When evaluating the relative performance degradation from their respective baselines, our method demonstrates comparable reduction margins to GS-Hider. This suggests that despite operating under more challenging baseline conditions and incorporating additional security features, our steganographic approach preserves visual quality at a similar level. As previously mentioned, our method can be extended to other advanced 3DGS models, ensuring broader applicability and compatibility with recent developments in the field.

Count	Updated features					3D Sinkhorn Distance↓					
	op	ro	sc	xyz	SH	\sum	op	sc	ro	xyz	SH
1	✓					0.181	0.079	4e-4	0.030	0.038	0.034
		✓				0.268	0.133	5e-4	0.050	0.042	0.043
			✓			0.190	0.060	5e-4	0.041	0.042	0.047
				✓		0.211	0.099	4e-4	0.031	0.046	0.034
					✓	0.162	0.066	4e-4	0.030	0.040	0.026
2	✓	✓				0.175	0.063	5e-4	0.038	0.034	0.040
	✓		✓			0.208	0.093	5e-4	0.038	0.044	0.033
	✓			✓		0.329	0.084	4e-4	0.101	0.073	0.071
	✓				✓	0.213	0.095	4e-4	0.042	0.041	0.034
3	✓	✓	✓			0.206	0.084	5e-4	0.033	0.054	0.036
	✓	✓		✓		0.219	0.102	5e-4	0.048	0.043	0.026
	✓	✓			✓	0.185	0.077	4e-4	0.030	0.041	0.037
4	✓	✓	✓	✓		0.153	0.052	5e-4	0.027	0.037	0.036
	✓	✓		✓	✓	0.430	0.301	5e-4	0.038	0.038	0.053
5	✓	✓	✓	✓	✓	0.256	0.125	5e-4	0.035	0.037	0.058

Table 6. Detailed breakdown of 3D-Sinkhorn distances.

Scenes	GS-Hider			KeySS (op,ro,sc,xyz)		
	PSNR↑	SSIM↑	LPIPS↓	PSNR↑	SSIM↑	LPIPS↓
Bicycle	24.377	0.735	0.254	23.333	0.596	0.424
Bonsai	31.147	0.937	0.191	31.294	0.934	0.164
Room	30.190	0.918	0.209	31.360	0.912	0.177
Flowers	20.897	0.583	0.347	19.872	0.460	0.498
Treehill	21.952	0.625	0.361	22.510	0.580	0.449
Garden	26.954	0.855	0.118	25.683	0.757	0.284
Stump	25.565	0.731	0.259	24.548	0.656	0.409
Counter	28.053	0.899	0.202	28.433	0.887	0.189
Kitchen	29.588	0.921	0.129	30.226	0.918	0.146
Average	26.525	0.800	0.230	26.362	0.744	0.304

Table 7. PSNR, SSIM, and LPIPS scores of the pretrained ground-truth 3DGS models used in the proposed method, compared with those used in GS-Hider.

Cover	PSNR _c ↑	SSIM _c ↑	LPIPS _c ↓	PSNR _s ↑	SSIM _s ↑	LPIPS _s ↓
Bicycle	23.011	0.566	0.457	29.533	0.895	0.293
Bonsai	31.081	0.934	0.167	25.456	0.798	0.330
Room	30.785	0.906	0.192	23.877	0.657	0.389
Flowers	19.476	0.426	0.535	29.272	0.891	0.303
Treehill	22.433	0.567	0.473	22.122	0.528	0.495
Garden	25.225	0.725	0.324	28.179	0.884	0.320
Stump	23.827	0.615	0.461	29.452	0.894	0.298
Counter	28.120	0.883	0.200	20.892	0.467	0.548
Kitchen	29.862	0.913	0.157	29.064	0.912	0.207
Average						
KeySS	25.980	0.726	0.330	26.427	0.770	0.354
Average						
GS-Hider	25.817	0.782	0.246	25.178	0.780	0.306

Table 8. All Metrics of our method on single secret hiding. Due to space constraints, secret scene names are omitted but can be found in Tab. 1. Note that PSNR_c, SSIM_c, and LPIPS_c respectively are used to evaluate the fidelity of the cover scenes, while PSNR_s, SSIM_s, and LPIPS_s are for the fidelity of the secret scenes.

F. Robustness of the Decoder

To rigorously evaluate the robustness of our proposed decoder architecture, we conducted ablation studies comparing performance with and without user-specific key integra-

Scene	KeySS w/o key		KeySS w/ key	
	PSNR _{cover} ↑	PSNR _{secret} ↑	PSNR _{cover} ↑	PSNR _{secret} ↑
Bicycle	22.880	29.669	23.011	29.533
Bonsai	31.117	24.554	31.081	25.456
Room	30.813	23.494	30.785	23.877
Flowers	19.483	29.518	19.476	29.272
Treehill	22.407	22.477	22.433	22.121
Garden	25.254	28.582	25.225	28.179
Stump	23.908	29.106	23.827	29.452
Counter	28.189	20.811	28.120	20.891
Kitchen	29.777	29.065	29.862	29.064
Average	25.981	26.364	25.980	26.427

Table 9. PSNR scores for comparisons between the proposed method with and without user-specific keys. Due to space constraints, secret scene names are omitted but can be found in Tab. 1.

Ratio	Sequentially		Randomly	
	PSNR _{cover} ↑	PSNR _{secret} ↑	PSNR _{cover} ↑	PSNR _{secret} ↑
5%	25.980	26.427	25.588	26.102
10%	25.980	26.427	25.163	25.750
15%	25.980	26.427	24.714	25.341
25%	25.980	26.418	23.739	24.408

Table 10. Robustness analysis under different pruning methods.

tion. As shown in Tab. 9, the decoder maintains comparable performance levels when incorporating user-specific keys relative to the baseline model without keys. This demonstrates that our key integration mechanism successfully enables multi-scene hiding capabilities and wrong key defense functionality without compromising the decoder’s reconstruction quality. These results validate that the additional security features do not introduce performance degradation in the primary decoding task.

G. Robustness of the Pruning

We explore the method’s behavior under different Gaussian pruning scenarios, including sequential pruning based on opacity values and random pruning. Sequential pruning removes Gaussians in ascending opacity order, targeting lower-opacity elements first, while random pruning stochastically removes a proportion of Gaussians regardless of opacity. Results in Tab. 10 suggest reasonable resilience under these modifications, with both pruning strategies showing generally acceptable performance. The steganographic information appears to maintain certain levels of stability even with partial Gaussian removal, indicating potential robustness against structural changes.

H. More Visualization Results

Comprehensive visualization results are provided in Figs. 8 and 9, offering deeper qualitative insights into the method’s performance across diverse scene types. Both single and multiple secret hiding scenarios demonstrate exceptional visual fidelity, with the correctly-keyed reconstructions pre-

serving fine geometric details, texture consistency, and color accuracy. When accessed with incorrect keys, the framework demonstrates robust security properties: unauthorized users receive only the cover-scene-like visualization with no discernible traces of the embedded secrets, as evidenced by the absence of visual artifacts or structural inconsistencies that might otherwise suggest hidden content. These visualizations complement the quantitative metrics by confirming the method’s practical effectiveness in maintaining the visual-perceptual balance between high-quality secret reconstruction and security.




Figure 8. More visualizations of the proposed method on hiding single secret across different feature combinations using correct and incorrect keys, which show cover recovery, secret recovery (correct key) and security preservation (incorrect key). Notation follows Fig. 4.



Figure 9. More visualizations of the proposed method on hiding multiple secrets across different feature combinations using correct and incorrect keys, which show cover recovery, secret recovery (correct key) and security preservation (incorrect key). Notation follows Fig. 4.