

Probing Leptogenesis at LISA: A Fisher analysis

Rome Samanta^{1,2, a}

¹*Scuola Superiore Meridionale, Università degli studi di Napoli
“Federico II”, Largo San Marcellino 10, 80138 Napoli, Italy*

²*INFN - Sezione di Napoli, Complesso Universitario Monte S. Angelo, I-80126 Napoli, Italy*

In **JCAP 11 (2024) 051**, we discussed how different regimes (flavoured) of leptogenesis can be probed through a “tomographic” approach using primordial gravitational waves. By examining the theory’s parameter space, we identified regions where right-handed neutrino mass-dependent non-standard cosmological expansion leaves characteristic imprints on propagating gravitational waves. Our analysis focused on inflationary blue-tilted gravitational waves, modeled by a power-law tensor power spectrum with a constant spectral index. The resulting double-peak spectrum—where peak and dip frequencies are sensitive to leptogenesis parameters—provided marked signatures of different leptogenesis regimes. In this follow-up article, we conduct a statistical analysis of two-flavour leptogenesis signals, particularly those producing a peak (more generally, a broken power-law signal) within the LISA frequency band. Using a Fisher matrix analysis, we delineate the regions of parameter space that LISA can probe with minimal uncertainty, accounting for galactic and extragalactic foregrounds along with LISA’s instrumental noise.

CONTENTS

I. Introduction	1
II. The model parameter space responding to primordial gravitational waves	3
III. Properties of the leptogenesis model imprinted primordial gravitational waves	9
IV. LISA instrumental noise, foregrounds, and Fisher matrix forecast	10
V. Conclusion	20
Acknowledgements	20
A. Fisher forecast with LISA mock data	20
B. A double broken power-law Leptogenesis-BGW template	23
References	24

I. INTRODUCTION

Inflationary Blue-tilted gravitational waves (BGWs) have recently gained attention following the acclaimed discovery of stochastic gravitational waves by the Pulsar Timing Array (PTA) [1–12]. A fit to the data suggests that BGWs, modeled as a power-law spectrum, require an extremely large spectral index $n_T \sim 1.8$ and a low reheating temperature after inflation [5]. The latter arises because BGWs must not violate the Big Bang Nucleosynthesis (BBN) constraints on the

^a samanta@na.infn.it; romesamanta@gmail.com

effective number of neutrino species [13]. However, a post-inflationary matter-dominated era can generate entropy and suppress BGWs to such an extent that they not only evade BBN constraints but also span multiple decades in frequency, exhibiting characteristic spectral features determined by the properties of the intermediate matter domination [9, 14–19]. This presents an intriguing opportunity for beyond Standard Model (BSM) physics, enabling a tomographic approach to probe the early universe [20–22].

In Ref. [22], it has been discussed that realistic seesaw models introduce an intermediate matter-dominated phase driven by the oscillation of a scalar field, which gives mass to right-handed neutrinos (RHNs). Within certain parameter spaces, the duration of this matter domination correlates with RHN masses (M_{Ni}), which typically set the scale of thermal leptogenesis: $T_{\text{lepto}} \sim M_{Ni}$ [23–32]. As BGWs propagate through this RHN mass-dependent matter epoch, they encode information about the leptogenesis scale. This mechanism offers a novel way to probe high-scale leptogenesis, which is otherwise inaccessible in collider experiments, unlike the low-scale scenarios [24, 30, 31].

Furthermore, since high-scale leptogenesis operates in different flavour regimes [33–35]—each characterized by specific RHN mass ranges—distinct signals arise [22]. Due to matter domination and the suppression of BGWs via entropy production, these models can generate a detectable double-peak signature: the first peak appears in the μHz range for a three-flavour regime ($M_{Ni} \lesssim 10^9 \text{ GeV}$), while for a two-flavour regime ($10^9 \text{ GeV} \lesssim M_{Ni} \lesssim 10^{12} \text{ GeV}$), it shifts to the mHz range, within LISA’s sensitivity. This article presents a numerical follow-up to Ref. [22], focusing on the two-flavour leptogenesis scenario and the associated BGW signal, which could potentially be detected by LISA [36, 37].

The LISA mission, adopted by the European Space Agency (ESA), is scheduled for launch in the 2030s. Despite LISA’s immense physics potential, detecting a primordial stochastic gravitational wave background remains highly challenging. The data stream will be contaminated by instrumental noise, unresolved astrophysical sources (collectively treated as stochastic foregrounds), and numerous transient events overlapping in time, all of which will be recorded in the data.

In this article, we shall assume that the LISA data will contain instrumental noise plus galactic and extragalactic foreground along with the primordial signal provided by the leptogenesis model. While the galactic foreground primarily originates from white dwarf binaries within our galaxy [38–40], neutron stars, white dwarf binaries, and stellar-origin black hole binaries emitting gravitational waves during their inspiral phase may source extragalactic foreground [41–43]. Given all these components, we compute the uncertainty in the parameters describing the primordial signal with a 8×8 Fisher matrix (4 primordial signal parameters, 2 instrumental noise parameters, and 2 astrophysical foreground parameters) analysis adopting a single channel (TD1X) noise spectra [44, 45].

We find that even when maximizing the primordial signal with respect to the tensor-to-scalar ratio and assuming precisely known noise and foregrounds, reducing the uncertainty in the primordial signal parameters requires a reasonably large tensor blue-tilt of $n_T \sim 0.45$. This value increases to ~ 0.5 when uncertainties in all parameters are considered.¹ In this model, such values of the spectral index imply that the primordial signal strength must exceed instrumental noise sensitivity within a certain frequency range. Beyond serving as a testable framework for generating a leptogenesis model-imprinted GW signal, this scenario thus also underscores the importance of uncertainty analysis in primordial GW predictions in BSM models. This is particularly relevant as many theoretical studies, including Ref. [22], often assume that a model can be accurately probed with weak signals—i.e., once the associated GW spectrum intersects the Power-Law integrated Sensitivity (PLS) curves [47, 48]. However, this assumption may not always hold. In particular,

¹ The precision of these values can be further refined through a multichannel approach (e.g., XYZ and AET) or a Bayesian analysis using Markov chain Monte Carlo (MCMC) simulations [46].

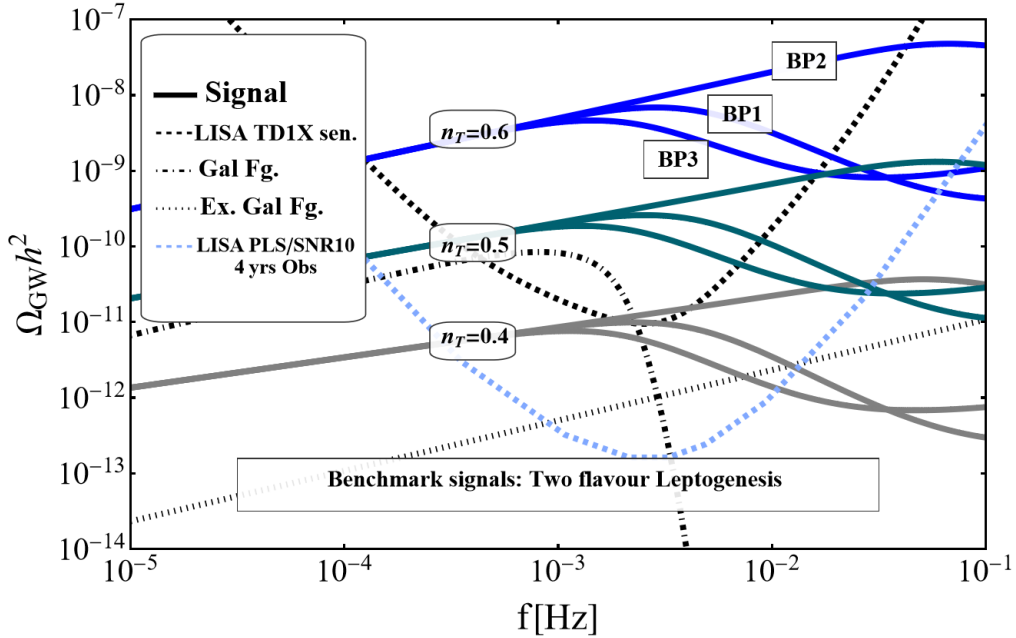


FIG. 1. Sets of BGW spectra for a two-flavour leptogenesis scenario: $10^9 \text{ GeV} \lesssim M_N \sim T_{\text{lepto}} \lesssim 10^{12} \text{ GeV}$. The sets with blue, dark green, and grey curves correspond to tensor spectral indices $n_T = 0.6, 0.5,$ and $0.4,$ respectively. Each set contains three GW spectra, corresponding to the leptogenesis model benchmark values listed in Table I. The figure also includes the noise curve (black dashed), PLS curve (blue dashed), galactic foregrounds (dot-dashed), and extragalactic foregrounds (dotted).

computing only Signal-to-Noise-Ratio (SNR) and showing it to be more than 1, or even 10, may not be the showdown to assess the detectability of GW signals for BSM models.

For readers interested only in the introduction of this article, in Fig. 1, we present sets of representative GW spectra (with model parameter values discussed later) alongside the noise (black dashed), PLS curve (blue dashed) with SNR 10, and foregrounds (dot-dashed, dotted). As discussed in the next sections, the spectra shown in blue are associated with lower parameter uncertainties, indicating a more stable leptogenesis-BGW scenario to be probed by LISA. In contrast, as the signal strength decreases (from dark green to grey curves), the model becomes increasingly susceptible to foreground contamination and instrumental noise, making it an extremely unstable scenario for the grey curves.

The rest of the paper is organized as follows: In Sec. II, we briefly outline the model. In Sec. III, we discuss the properties of BGWs and their connection to leptogenesis. In Sec. IV, we present the Fisher forecast analysis. Finally, we conclude in Sec. V.

II. THE MODEL PARAMETER SPACE RESPONDING TO PRIMORDIAL GRAVITATIONAL WAVES

General Setup: As outlined in Ref. [22], this model is based on $U(1)_{B-L}$ symmetry embeddable in Grand Unified Theories (GUT) [49–53]. The Lagrangian governing the leptogenesis process and the dynamics of the scalar field is given by

$$-\Delta\mathcal{L} \subset f_{D\alpha} \overline{N_{Ri}} \tilde{H}^\dagger L_\alpha + \frac{1}{2} f_{Ni} \overline{N_{Ri}} \Phi N_{Ri}^C + \frac{1}{4} \lambda_{H\Phi} |H|^2 |\Phi|^2 + V(\Phi, T), \quad (\text{II.1})$$

where f_D is the neutrino Dirac Yukawa coupling, H (L) represents the Standard Model (SM) Higgs (lepton doublet), N_R is the right-handed (RH) neutrino field, and Φ is a scalar field with a vacuum expectation value v_Φ . The finite temperature potential $V(\Phi, T)$ dictates the phase transition dynamics of Φ . The fields N_R and L carry a $B - L$ charge of -1 , whereas Φ and H have charges of 2 and 0, respectively.

A key aspect of this model is the Higgs portal coupling $\lambda_{H\Phi}$, which is given by

$$\lambda_{H\Phi} \simeq \lambda_{H\Phi}^{\text{tree}} + \lambda_{H\Phi}^{1\text{-loop}}, \quad (\text{II.2})$$

where $\lambda_{H\Phi}^{1\text{-loop}}$ arises from the first two terms in Eq. (II.1) and induces the decay $\Phi \rightarrow hh$ (see Fig.2 of Ref.[22]). We assume $\lambda_{H\Phi}^{\text{tree}} \lesssim \lambda_{H\Phi}^{1\text{-loop}}$ across all relevant physical scales. This assumption is central to linking neutrino parameters with the lifetime of Φ .

As the temperature decreases, the scalar field transitions from $\Phi = 0$ to its vacuum expectation value $\Phi = v_\Phi$. Consequently, the RH neutrinos acquire mass $M_i = f_{N_i} v_\Phi$. After the electroweak phase transition ($T \lesssim T_{\text{EW}}$), the Higgs field stabilizes at its vacuum expectation value $H = v_h$, and the first two terms in the Lagrangian generate light active neutrino masses via the standard type-I seesaw mechanism,

$$m_{\nu_i} \sim \frac{f_{D_i}^2 v_h^2}{M_i}. \quad (\text{II.3})$$

At high temperatures ($T \gg T_{\text{EW}}$), heavy neutrinos decay CP-asymmetrically into lepton doublets and Higgs bosons, generating a lepton asymmetry around $T \sim M_i$ —the scale of thermal leptogenesis. For simplicity, we assume a single RH neutrino mass scale for the rest of the discussion, i.e., $M_i \equiv M_N = f_N v_\Phi$, without focusing on the mass hierarchy among M_i .

The finite-temperature potential responsible for restoring symmetry at higher temperatures is given by [54–58]:

$$V(\Phi, T) = D(T^2 - T_0^2)\Phi^2 - ET\Phi^3 + \frac{\lambda}{4}\Phi^4, \quad (\text{II.4})$$

where the coefficients are defined as

$$D = \frac{3g'^2 + 4\lambda}{24}, \quad E = \frac{3g'^3 + g'\lambda + 3\lambda^{3/2}}{24\pi}, \quad T_0 = \frac{\sqrt{12\lambda}v_\Phi}{\sqrt{3g'^2 + 4\lambda}}. \quad (\text{II.5})$$

Here, g' is the gauge coupling, and the vacuum expectation value $v_\Phi = \mu/\sqrt{\lambda}$ is determined from the zero-temperature potential

$$V(\Phi, 0) = -\frac{\mu^2}{2}\Phi^2 + \frac{\lambda}{4}\Phi^4. \quad (\text{II.6})$$

The second last term in Eq. (II.4) creates a potential barrier, leading to a second minimum at $\Phi \neq 0$. At $T = T_c$, this barrier causes the minimum at $\Phi = 0$ to degenerate with the second minimum. Around T_0 ($T_0 \lesssim T_c$), the potential barrier disappears, and the minimum at $\Phi = 0$ becomes a maximum [56]. The critical temperature T_c and the corresponding field value $\Phi_c = \Phi(T_c)$ are given by [56, 59]:

$$T_c = T_0 \frac{\sqrt{\lambda D}}{\sqrt{\lambda D - E^2}}, \quad \Phi_c = \sqrt{\frac{4D}{\lambda}(T_c^2 - T_0^2)}. \quad (\text{II.7})$$

The strength of the phase transition is characterized by the order parameter Φ_c/T_c [56]. When $\Phi_c/T_c \ll 1$, the potential barrier disappears rapidly ($T_c \simeq T_0$), and the transition is effectively described by the rolling of the field Φ from $\Phi = 0$ to $\Phi = v_\Phi$. We impose parameter constraints ensuring $\Phi_c/T_c \ll 1$, which is satisfied for² $\lambda \simeq g'^3$ and $g' \lesssim 10^{-2}$. This choice of parameters leads to a critical temperature

$$T_c \simeq T_0 = 2\sqrt{g'}v_\Phi. \quad (\text{II.8})$$

Additionally, two important constraints must be satisfied:

- **No second period of inflation:** The energy density of the scalar field at T_c should remain subdominant to the radiation energy density,

$$\rho_\Phi(T_c) \sim \frac{\lambda v_\Phi^4}{4} < \rho_R(T_c). \quad (\text{II.9})$$

- **Field rolling condition:** The mass of Φ must exceed the Hubble parameter at T_c ,

$$m_\Phi = \sqrt{2\lambda}v_\Phi \gtrsim \mathcal{H}(T_c). \quad (\text{II.10})$$

These constraints simplify to

$$\rho_\Phi(T_c) < 4.5 \times 10^{-6} \left(\frac{g'}{10^{-2}} \right) \rho_R(T_c), \quad \left(\frac{g'}{10^{-2}} \right)^{1/2} \gtrsim 4 \times 10^{-4} \left(\frac{v_\Phi}{10^{13} \text{ GeV}} \right). \quad (\text{II.11})$$

These two constraints are less stringent than the other constraints discussed later.

Once the field rolls down to the true vacuum, it oscillates coherently around v_Φ with angular frequency $m_\Phi = \sqrt{2\lambda}v_\Phi$, behaving like matter [20]. These oscillations persist, and if the scalar field is long-lived, the universe undergoes a prolonged period of matter domination.

In our model, the lifetime of Φ is determined by its decay into Higgs bosons via the 1-loop coupling $\lambda_{H\Phi}^{1\text{-loop}}$, which depends on neutrino parameters. Our parameter choices automatically forbid the decay channel $\Phi \rightarrow Z'Z'$, since

$$M_{Z'} = \sqrt{2}g'v_\Phi > m_\Phi = \sqrt{2\lambda}g'v_\Phi. \quad (\text{II.12})$$

Furthermore, we prevent the kinematic decay $\Phi \rightarrow NN$ by ensuring $M_N \gtrsim m_\Phi$. Consequently, 1-loop decays mediated by off-shell N_R or Z' are also forbidden. The induced $\Phi\Phi ZZ$ coupling via 1-loop kinetic mixing [61–64] is significantly weaker than the dominant $\Phi\Phi hh$ coupling used in our analysis. In this scenario, the most competitive decay channels involve virtual Z' -mediated 1-loop decays into SM fermions (f) and vector bosons (V). However, it can be shown that the three-body decay $\Phi \rightarrow f\bar{f}V$ dominates over the two-body decay channels due to the latter being chirality suppressed [65, 66].

Additional Constraints: In addition to the constraints shown in Eq. (II.11), the parameter space of the model is subject to the following stronger constraints:

² The coupling hierarchy $\lambda \simeq g'^{(n=3)}$ serves as a useful rule of thumb. In this model, the most sensitive parameter is the coupling f_N . For larger values of n , the potential barrier height increases, making it challenging to achieve a smooth rolling of the field. Conversely, for smaller values of n , constraints associated with gauge couplings become more restrictive. As a result, $n = 3$ emerges as the optimal choice for the model. While one may consider values slightly deviating from $n = 3$, the qualitative features of the model remain largely unchanged. For a detailed discussion, see, e.g., Ref. [60].

1. **Bound on the Scale of Leptogenesis:** Since the RH neutrinos (RHNs) acquire mass after the phase transition at $T = T_c$, the leptogenesis scale $T_{\text{lepto}} \sim M_N$ must satisfy

$$T_{\text{lepto}} \sim M_N \lesssim T_c. \quad (\text{II.13})$$

This leads to the constraint $m_\Phi \lesssim M_N \lesssim T_c$, which can be rewritten as³

$$\sqrt{2g'g'} \lesssim f_N \lesssim 2\sqrt{g'}. \quad (\text{II.14})$$

2. **Decay Channel Hierarchy:** The decay channel $\Phi \rightarrow hh$ must dominate (this is crucial to determine the start and the end of the matter domination with neutrino/leptogenesis parameters) over $\Phi \rightarrow f\bar{f}V$, requiring

$$\Gamma_\Phi^{hh} \gtrsim \Gamma_\Phi^{f\bar{f}V}, \quad (\text{II.15})$$

where the decay width $\Gamma_\Phi^{f\bar{f}V}$ is given by [65]

$$\Gamma_\Phi^{f\bar{f}V} \simeq \lambda g'^4 \left(\frac{m_\Phi}{10^8 \text{ GeV}} \right). \quad (\text{II.16})$$

3. **Scalar Field Domination:** The scalar field must dominate the energy density of the universe before it decays, implying

$$T_{\text{dec}} < T_{\text{dom}}, \quad (\text{II.17})$$

where T_{dom} is the temperature at which the scalar field dominates.

4. **Upper Bound on v_Φ :** We impose an upper bound on the vacuum expectation value of Φ as

$$v_\Phi^{\text{max}} \simeq 5 \times 10^{15} \text{ GeV} \lesssim \Lambda_{\text{GUT}}. \quad (\text{II.18})$$

5. **Big Bang Nucleosynthesis (BBN) Constraint:** The scalar field should decay before the onset of BBN to avoid conflicts with cosmological observations:

$$T_{\text{dec}} \gtrsim T_{\text{BBN}} \sim 10 \text{ MeV}. \quad (\text{II.19})$$

Free Parameters: The model has, in principle, three free parameters: the gauge coupling g' , the Yukawa coupling f_N , and the vacuum expectation value v_Φ . Instead of treating v_Φ as a free parameter, we consider $M_N = f_N v_\Phi$ as the independent parameter. However, as explained in Ref. [22], the key aspect of this leptogenesis model is to work with a fixed gauge coupling. Specifically, within a given UV (GUT) framework, the idea is to analyze how the leptogenesis parameter space—particularly the scale $T_{\text{lepto}} \sim M_i$ —is sensitive to propagating gravitational waves.

Features of the model: In the limit $m_\Phi \gg m_h$, the decay rate of Φ is given by [67–69]

$$\Gamma_\Phi^{hh} \simeq \frac{(\lambda_{H\Phi}^{1\text{-loop}})^2 v_\Phi^2}{32\pi m_\Phi} \simeq \Gamma_0 \frac{f_N^6}{\lambda} \left(\frac{v_\Phi}{10^{13} \text{ GeV}} \right)^2 \left(\frac{m_\Phi}{10^8 \text{ GeV}} \right) \ln^2 \left(\frac{\Lambda}{\mu} \right), \quad (\text{II.20})$$

³ In numerical computation, we consider a slightly stronger upper bound: $f_N \lesssim g'^{3/4}$, neglecting terms of $\mathcal{O}(f_N^4)$ in the effective potential.

where $\Gamma_0 \simeq 1.3 \times 10^{-2}$ and the one-loop effective coupling is given by

$$\lambda_{H\Phi}^{1\text{-loop}} \sim \frac{f_D^2 f_N^2}{2\pi^2} \ln \left(\frac{\Lambda}{\mu} \right), \quad (\text{II.21})$$

with

$$f_D = \sqrt{\frac{m_\nu f_N v_\Phi}{v_h^2}}. \quad (\text{II.22})$$

For numerical estimates, we use $m_\nu \simeq 0.01$ eV and $v_h = 174$ GeV. The logarithmic factor accounts for the renormalization condition, ensuring that even if it is defined to vanish at a very high scale, such as $\Lambda \equiv \Lambda_{\text{GUT}} \simeq 10^{16}$ GeV, a nonzero value appears at lower scales.

Considering $\mathcal{H} \simeq \Gamma_\Phi^{hh}$, the decay temperature T_{dec} is computed as

$$T_{\text{dec}} = \tilde{T}_{\text{dec}} \ln \left(\frac{\Lambda}{\mu} \right), \quad (\text{II.23})$$

where

$$\tilde{T}_{\text{dec}} = \left(\frac{90}{\pi^2 g_*} \right)^{1/4} \left[\tilde{M}_{\text{Pl}} \Gamma_0 \frac{f_N^6}{\lambda} \left(\frac{v_\Phi}{10^{13} \text{ GeV}} \right)^2 \left(\frac{m_\Phi}{10^8 \text{ GeV}} \right) \right]^{1/2}, \quad (\text{II.24})$$

with $\tilde{M}_{\text{Pl}} = 2.4 \times 10^{18}$ GeV being the reduced Planck mass and $g_* \simeq 106.75$ the effective degrees of freedom.

For the physical scale $\mu \equiv T_{\text{dec}}$, the solution to Eq. (II.23) is given by

$$T_{\text{dec}} = \tilde{T}_{\text{dec}} \mathcal{W} \left(\frac{\Lambda}{\tilde{T}_{\text{dec}}} \right), \quad (\text{II.25})$$

where $\mathcal{W}(\Lambda/\tilde{T}_{\text{dec}})$ is the Lambert function, modulating T_{dec} due to the imposed renormalization condition.

Using Eq. (II.25), the two key quantities for describing gravitational wave spectral features, T_{dom} and the entropy production factor κ can be obtained as

$$T_{\text{dom}} = \frac{\rho_\Phi(T_c)}{\rho_R(T_c)} T_c, \quad \kappa = \frac{T_{\text{dom}}}{T_{\text{dec}}} \Theta [T_{\text{dom}} - T_{\text{dec}}], \quad (\text{II.26})$$

where the Heaviside function Θ ensures that the expression for κ is valid only when $T_{\text{dom}} > T_{\text{dec}}$.

We shall work with large values of gauge coupling by fixing $g' = 10^{-2}$ motivated by GUT models⁴. In the left-hand side of Fig.2, we show the allowed parameter space of the model with relevant constraints described before and the entropy gradient in blue. We show only the constraints (1)-(4), because the scalar field decays much before the BBN; constraint (5). The benchmark values for which we performed the Fisher analysis are shown with filled circles and also displayed in Table I.

TABLE I. Leptogenesis model parameters

	M_N [GeV]	f_N
BP1	1.65×10^{10}	1.5×10^{-3}
BP2	4.5×10^{10}	4×10^{-3}
BP3	5×10^9	3×10^{-3}

⁴ Parameter space discussing smaller/larger values of gauge coupling can be found in Ref.[22]. As an aside, we would also like to mention that this model can also produce thick cosmic strings as discussed in Ref.[60].

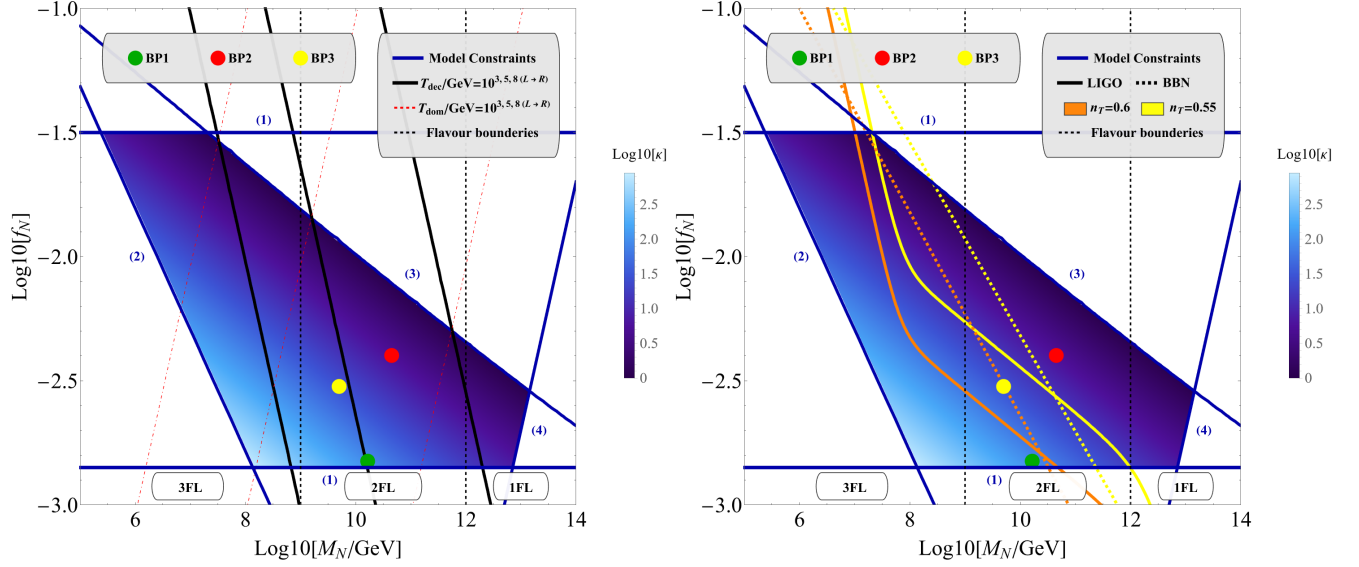


FIG. 2. Left: the coloured region represents the allowed model parameter space subjected to constraints described in the main text for $g' = 10^{-2}$. The produced entropy κ is shown with the blue gradient. The oblique black thick (red dashed thin) lines represent different decay (domination) temperatures. Right: Model parameter space subjected to GW constraints imposed by nonobservation of stochastic gravitational waves by LIGO (solid curves) and BBN bound on effective neutrino species (dashed curves). The parameter space right to these curves is excluded.

The oblique black thick (red dashed thin) lines represent different decay (domination) temperatures, delineating distinct flavour regimes of leptogenesis:

- $T_{\text{dec}} \lesssim 10^3$ GeV for the three-flavour regime (3FL),
- 10^5 GeV $\lesssim T_{\text{dec}} \lesssim 10^8$ GeV for the two-flavour regime (2FL),
- $T_{\text{dec}} \gtrsim 10^8$ GeV for the one-flavour regime (1FL).

This classification has significant implications for the spectral features of gravitational waves (GWs), since the scenario predicts a double-peak GW spectrum [22], and the low-frequency peak is determined by T_{dec} ; $f_{\text{peak}} \propto T_{\text{dec}}$. For a given g' in a top-down model, different flavour regimes correspond to distinct low-frequency peaks. Consider also an intermediate case, e.g., $T_{\text{dec}} \sim 10^4$ GeV, which lies at the intersection of two regimes. Two points along this line but in different flavour domains correspond to significantly different T_{dom} . In this case, while both regimes may predict the same low-frequency peak, the subsequent dip frequencies and the GW amplitude vary [22]. This occurs because of changes in T_{dom} , therefore in κ . The dip frequency is primarily controlled by T_{dom} , while κ directly impacts the GW amplitude. As a result, in this model, variations in the right-handed neutrino mass—shifting among the flavour regimes—lead to distinct GW signatures. On the right-hand side, we show the model parameter space with the LIGO and BBN constraints on Stochastic Gravitational-Wave Background (SGWB), as discussed in the next section.

III. PROPERTIES OF THE LEPTOGENESIS MODEL IMPRINTED PRIMORDIAL GRAVITATIONAL WAVES

The gravitational wave (GW) energy density relevant for detection purposes is expressed as

$$\Omega_{\text{GW}}(k) = \frac{k}{\rho_c} \frac{d\rho_{\text{GW}}}{dk}, \quad (\text{III.1})$$

where $\rho_c = \frac{3\mathcal{H}_0^2}{8\pi G}$ is the critical density, with $\mathcal{H}_0 \simeq 2.2 \times 10^{-4} \text{ Mpc}^{-1}$ being the Hubble constant. The quantity $\Omega_{\text{GW}}(k)$ is given by

$$\Omega_{\text{GW}}(k) = \frac{1}{12\mathcal{H}_0^2} \left(\frac{k}{a_0} \right)^2 T_T^2(\tau_0, k) P_T(k), \quad \tau_0 = 1.4 \times 10^4 \text{ Mpc}. \quad (\text{III.2})$$

Here, $P_T(k)$ denotes the power spectrum, for which we adopt a power-law parameterization:

$$P_T(k) = r A_s(k_*) \left(\frac{k}{k_*} \right)^{n_T}, \quad (\text{III.3})$$

where $r \lesssim 0.06$ [70] is the tensor-to-scalar ratio, and $A_s \simeq 2 \times 10^{-9}$ is the scalar perturbation amplitude at the pivot scale $k_* = 0.01 \text{ Mpc}^{-1}$. In our analysis, we consider $r = 0.06$ and a constant, blue-tilted tensor spectral index ($n_T > 0$). However, scale dependence may arise due to higher-order corrections [71, 72], depending on the inflation model, which we do not discuss here.

The transfer function $T_T^2(\tau_0, k)$ can be computed analytically, matching numerical results with reasonable accuracy [14–19]. When an intermediate matter domination phase is present—an essential aspect of this work involving right-handed neutrino (RHN) mass-dependent early matter domination—it takes the form [18, 19]

$$T_T^2(\tau_0, k) = F(k) T_1^2(\zeta_{\text{eq}}) T_2^2(\zeta_\Phi) T_3^2(\zeta_{\Phi R}) T_2^2(\zeta_R). \quad (\text{III.4})$$

The individual transfer functions are given by

$$T_1^2(\zeta) = 1 + 1.57\zeta + 3.42\zeta^2, \quad (\text{III.5})$$

$$T_2^2(\zeta) = (1 - 0.22\zeta^{1.5} + 0.65\zeta^2)^{-1}, \quad (\text{III.6})$$

$$T_3^2(\zeta) = 1 + 0.59\zeta + 0.65\zeta^2, \quad (\text{III.7})$$

where $\zeta_i = k/k_i$. The characteristic modes k_i are defined as

$$k_{\text{eq}} = 7.1 \times 10^{-2} \Omega_m h^2 \text{ Mpc}^{-1}, \quad \Omega_m = 0.31, \quad h = 0.7, \quad (\text{III.8})$$

$$k_\Phi = 1.7 \times 10^{14} \left(\frac{g_{*s}(T_{\text{dec}})}{106.75} \right)^{1/6} \left(\frac{T_{\text{dec}}}{10^7 \text{ GeV}} \right) \text{ Mpc}^{-1}, \quad (\text{III.9})$$

$$k_{\Phi R} = 1.7 \times 10^{14} \kappa^{2/3} \left(\frac{g_{*s}(T_{\text{dec}})}{106.75} \right)^{1/6} \left(\frac{T_{\text{dec}}}{10^7 \text{ GeV}} \right) \text{ Mpc}^{-1}, \quad (\text{III.10})$$

$$k_R = 1.7 \times 10^{14} \kappa^{-1/3} \left(\frac{g_{*s}(T_R)}{106.75} \right)^{1/6} \left(\frac{T_R}{10^7 \text{ GeV}} \right) \text{ Mpc}^{-1}. \quad (\text{III.11})$$

These modes re-enter the horizon at different cosmological epochs: T_{eq} (standard matter-radiation equality), T_{dec} (scalar field decay), T_{dom} (scalar field domination), and T_R (reheating after inflation). In this framework, reheating occurs before the phase transition of Φ , i.e., $T_R > T_c$, ensuring that the condition for thermal leptogenesis, $T_R > M_N$, is met since $T_c > M_N$ (see Eq. (II.14)).

The reheating temperature is thus bounded as $T_c \lesssim T_R \lesssim T_R^{\max}$, where the maximum allowed value is $T_R^{\max} \simeq 10^{15}$ GeV. In the present analysis choice of T_R does not play a crucial role since it mostly affects the GW spectrum at frequencies much higher than LISA band. We, therefore, work with $T_R = T_c$.

The function $F(k)$ in Eq. (III.4) is given by

$$F(k) = \Omega_m^2 \left(\frac{g_*(T_{k,\text{in}})}{g_{*0}} \right) \left(\frac{g_{*0s}}{g_{*s}(T_{k,\text{in}})} \right)^{4/3} \left(\frac{3j_1(k\tau_0)}{k\tau_0} \right)^2, \quad (\text{III.12})$$

where $T_{k,\text{in}}$ is the temperature at which mode k enters the horizon, $j_1(k\tau_0)$ is the spherical Bessel function, and the parameters take values $g_{*0} = 3.36$ and $g_{*0s} = 3.91$. An approximate form of the scale-dependent g_* [19, 73, 74] can be found in Ref.[22].

The quantity $\Omega_{\text{GW}}(k)h^2$ is constrained by two robust bounds on the SGWB, namely from the effective number of relativistic species during BBN [13] and LIGO measurements [75]. The BBN constraint reads

$$\int_{f_{\text{low}}}^{f_{\text{high}}} df f^{-1} \Omega_{\text{GW}}(f) h^2 \lesssim 5.6 \times 10^{-6} \Delta N_{\text{eff}}, \quad (\text{III.13})$$

where $\Delta N_{\text{eff}} \lesssim 0.2$. The integration lower bound corresponds to the frequency of the mode entering the horizon during BBN, $f_{\text{low}} \simeq 10^{-10}$ Hz, while we set the upper limit as $f_{\text{high}} \simeq 10^7$ Hz, which covers all possible allowed values of T_R . For the LIGO constraint, we assume a reference frequency $f_{\text{LIGO}} = 25$ Hz and discard GWs with amplitudes exceeding 8.33×10^{-9} at this frequency [76]. Let us stress that the analysis of Ref.[22] and consequently the present article is strictly valid for power-law parameterization of P_T , as adopted e.g., in Ref.[9] and also by the PTA collaboration [5]. A different parameterization, e.g., see Ref.[77] would yield different results.

IV. LISA INSTRUMENTAL NOISE, FOREGROUNDS, AND FISHER MATRIX FORECAST

LISA Instrumental Noise: Following Ref.[78], we adopt a single TDI (Time Delay Interferometry) output noise model (TD1X). However, our results can be easily generalized to a three TDI channel (either to XYZ or to AET basis) analysis [46]. For example, an optimal channel combination in the AET basis [46] would result in a factor of $\sim 1/\sqrt{2}$ improvement in the uncertainties reported in this paper. The TD1X noise spectrum is given by

$$h^2 \Omega_{\text{Inst}}^X = h^2 \frac{4\pi^2}{3H_0^2} f^3 \frac{N_{\text{Inst}}^X}{R_X}, \quad (\text{IV.1})$$

where

$$N_{\text{Inst}}^X = 16 \sin^2 \left(\frac{2\pi fL}{c} \right) \left\{ P_{\text{oms}}(f, P) + \left[3 + \cos \left(\frac{4\pi fL}{c} \right) \right] P_{\text{acc}}(f, A) \right\} \quad (\text{IV.2})$$

with $c = 3 \times 10^8$ m/s, $L = 2.5 \times 10^6$ km, and we work within the LISA frequency band $f \in [3 \times 10^{-5} \text{ Hz}, 0.5 \text{ Hz}]$. The noise components defined as optical metrology system noise $P_{\text{oms}}(f, P)$ and mass mass acceleration noise $P_{\text{acc}}(f, A)$ are given by

$$P_{\text{oms}}(f, P) = P^2 \frac{\text{pm}^2}{\text{Hz}} \left[1 + \left(\frac{2 \text{ mHz}}{f} \right)^4 \right] \left(\frac{2\pi f}{c} \right)^2, \quad (\text{IV.3})$$

$$P_{\text{acc}}(f, A) = A^2 \frac{\text{fm}^2}{\text{s}^4 \text{Hz}} \left[1 + \left(\frac{0.4 \text{ mHz}}{f} \right)^2 \right] \left[1 + \left(\frac{f}{8 \text{ mHz}} \right)^4 \right] \left(\frac{1}{2\pi f} \right)^4 \left(\frac{2\pi f}{c} \right)^2. \quad (\text{IV.4})$$

According to the LISA Pathfinder mission [44] and science requirement document [45] the noise in the TD1X channel can be established within an uncertainty of 20%. Based on this, we adopt the noise parameter values as $P = 15$ and $A = 3$ [45, 46, 78, 79]. The polarization and sky-averaged response function (response of a detector to the GW signal) is given by [46, 78]

$$R_X = 16 \sin^2 \left(\frac{2\pi f L}{c} \right) \frac{3}{10} \frac{1}{1 + 0.6 \left(\frac{2\pi f L}{c} \right)^2} \left(\frac{2\pi f L}{c} \right)^2. \quad (\text{IV.5})$$

Note that the sinusoidal prefactor appearing in Eq.(IV.2) and (IV.5) cancels in the final expression of Ω_{Inst}^X in Eq.(IV.1).

Galactic Foreground: The Galactic foreground primarily originates from white dwarf binaries within our galaxy [38, 39]. While some of these binaries can be individually resolved and subtracted from the data [40], the unresolved sources form a strong foreground. Following the approach in Refs. [80, 81], we consider the integrated signal across the entire sky dome over the full mission duration and adopt the template from Ref. [82]:

$$h^2 \Omega_{\text{Gal}}^{\text{GW}}(f) = \frac{f^3}{2} \left(\frac{f}{1 \text{ Hz}} \right)^{-7/3} \left(1 + \tanh \left(\frac{f_{\text{knee}} - f}{f_2} \right) \right) e^{-(f/f_1)^\nu} h^2 \Omega_{\text{Gal}}, \quad (\text{IV.6})$$

where

$$\log_{10}(f_1/\text{Hz}) = a_1 \log_{10}(T_{\text{obs}}/\text{year}) + b_1, \quad (\text{IV.7})$$

$$\log_{10}(f_{\text{knee}}/\text{Hz}) = a_k \log_{10}(T_{\text{obs}}/\text{year}) + b_k, \quad (\text{IV.8})$$

and

$$a_1 = -0.15, \quad b_1 = -2.72,$$

$$a_k = -0.37, \quad b_k = -2.49,$$

$$\nu = 1.56, \quad f_2 = 6.7 \times 10^{-4} \text{ Hz},$$

We consider Ω_{Gal} to be a free parameter and use $\log_{10}(h^2 \Omega_{\text{Gal}}) = -7.84$ [82] as the fiducial value in the Fisher analysis. Throughout the paper, we shall consider 4 years of effective observation time.

Extragalactic Foreground: This foreground arises from compact object binaries located outside the Milky Way that LISA cannot resolve individually. The primary contributors are neutron star and white dwarf binaries, along with stellar-origin black hole binaries emitting gravitational waves during their inspiral phase. Due to LISA's limited angular resolution and the relatively uniform distribution of these sources, this foreground is modeled as stationary, Gaussian, and isotropic. It can be distinguished from cosmological signals only through its frequency spectrum. We adopt the following spectral shape for the extragalactic foreground [41–43]:

$$h^2 \Omega_{\text{Ext}}^{\text{GW}}(f) = h^2 \Omega_{\text{Ext}} \left(\frac{f}{1 \text{ mHz}} \right)^{2/3}, \quad (\text{IV.9})$$

where Ω_{Ext} is treated as a free parameter in the Fisher analysis, with a fiducial value given by

$$\log_{10}(h^2\Omega_{\text{Ext}}) = -12.38. \quad (\text{IV.10})$$

For convenience, we present the noise and foreground fiducial values in Table I. Since our primary focus is on computing uncertainties in the primordial BGW signals imprinted by leptogenesis, we will display error contours exclusively for the primordial signal. Additionally, we will list the fiducial values corresponding to the primordial signal as ‘signal fiducials’ alongside the respective figures.

TABLE II. Fiducials: Noise and foreground

P	A	$\log_{10}(h^2\Omega_{\text{Gal}})$	$\log_{10}(h^2\Omega_{\text{Ext}})$
15	3	-7.84	-12.38

Signal-to-Noise Ratio: Like other forecast analyses [46, 78, 80, 81, 83–86], we quantify the signal-to-noise ratio (SNR) for the relevant gravitational wave (GW) spectra, particularly those with lower uncertainties. In this model, we find that stronger GW spectra—comparable to or exceeding the TD1X noise level in certain frequency ranges—tend to be associated with reduced parameter uncertainties. Unlike the commonly used SNR formula in the weak-signal limit [48, 87–91], a more accurate estimation, in this case, can be obtained using the general optimal filter function for arbitrary signal strengths, as outlined in [91]. The filter function reads

$$\tilde{Q}(f) = \frac{U(f)V(f)^* - U(f)^*W(f)}{|V(f)|^2 - W(f)^2} \quad (\text{IV.11})$$

that returns SNR as [91]

$$\text{SNR} = \sqrt{2T_{\text{obs}}} \left[\int_{-\infty}^{+\infty} \frac{df}{2} \frac{|U(f)|^2}{|U(f)|^2 + W(f)} \right]^{1/2}, \quad (\text{IV.12})$$

where the frequency-dependent functions are given by

$$U(f) = C_{IJ}(f) + \delta_{IJ}N_I(f), \quad (\text{IV.13})$$

$$V(f) = C_{IJ}^2 + \delta_{IJ}N_I(N_I + 2C_{II}), \quad (\text{IV.14})$$

$$W(f) = C_{II}C_{JJ} + C_{II}N_J + C_{JJ}N_I + N_I N_J \quad (\text{IV.15})$$

with

$$C_{IJ}(f; t, t) = \int \frac{d\Omega}{4\pi} S_h(f) R_{IJ}(f, \Omega; t, t), \quad (\text{IV.16})$$

$$\langle \tilde{n}_I^*(f) \tilde{n}_J(f') \rangle = \frac{1}{2} \delta_{IJ} \delta(f - f') N_I(f) \quad (\text{IV.17})$$

$$\langle \tilde{h}_A^*(f, \Omega) \tilde{h}_{A'}(f', \Omega') \rangle = \frac{1}{2} \delta(f - f') \delta^2(\Omega, \Omega') \frac{\delta_{AA'}}{4\pi} S_h(|f|, \Omega). \quad (\text{IV.18})$$

The indices I, J represent different detectors, while R_{IJ} is the antenna pattern function, which characterizes the overlap in the detectors’ responses to the signal. The terms \tilde{n} and \tilde{h} denote the noise and the gravitational wave (GW) signal, respectively. The indices A, A' correspond to the

polarization states of the GW signal, and Ω represents the direction from which the GW originates. The strain power spectral density $S_h(f)$ is related to $\Omega_{\text{GW}}(f)$ as

$$\Omega_{\text{GW}}(f) = \frac{4\pi}{3} \frac{f^3 S_h(f)}{H_0^2}. \quad (\text{IV.19})$$

Defining $C_{IJ} \equiv S_h(f)\Gamma_{IJ}$, where $\Gamma_{IJ} \equiv \Gamma_{\text{LISA}}$ (which must be identified with R_X in Eq. (IV.5)), the signal-to-noise ratio (SNR) for a single-channel analysis simplifies from Eq. (IV.12) to⁵

$$\text{SNR} = \sqrt{T_{\text{obs}}} \left[\int_{f_{\text{min}}}^{f_{\text{max}}} df \left(\frac{\Omega_{\text{GW}}(f)^2}{2\Omega_{\text{GW}}(f)^2 + 2\Omega_{\text{GW}}(f)\Omega_{\text{noise}}(f) + \Omega_{\text{noise}}(f)^2} \right)^{1/2} \right], \quad (\text{IV.20})$$

where we define $S_n(f) = \frac{N}{\Gamma_{\text{LISA}}}$, which is related to Ω_{noise} via Eq. (IV.19). The SNR expression in Eq. (IV.20) reduces to the standard formula widely used in the literature [48, 87] in the weak signal limit ($\Omega_{\text{GW}} \ll \Omega_{\text{noise}}$). In our SNR computation, we assume $\Omega_{\text{noise}} = \Omega_{\text{Inst}}^X$. However, as discussed in Ref.[94, 95], the presence of an astrophysical foreground can potentially reduce SNR. This reduction can arise from specific spectral shapes of GWs and uncertainties in astrophysical parameters. Although we do not account for these finer details in our computation for simplicity, the preferred primordial signal strength in our discussion is much stronger than the astrophysical one, therefore we do not expect significant modification. Finally we compute the Fisher matrix under Gaussian likelihood approximation as [80, 83]

$$F_{\alpha\beta} = T_{\text{obs}} \int \frac{df}{\Omega^{\text{tot}}(\theta_{\vec{P}}, \theta_{\vec{f}}, \theta_{\vec{N}}, f)^2} \frac{\partial \Omega^{\text{tot}}(\theta_{\vec{P}}, \theta_{\vec{f}}, \theta_{\vec{N}}, f)}{\partial \theta_{\alpha}} \frac{\partial \Omega^{\text{tot}}(\theta_{\vec{P}}, \theta_{\vec{f}}, \theta_{\vec{N}}, f)}{\partial \theta_{\beta}}, \quad (\text{IV.21})$$

where $\Omega^{\text{tot}} = \Omega_{\text{GW}}^{\text{Prim}} + \Omega_{\text{GW}}^{\text{Gal}} + \Omega_{\text{GW}}^{\text{Ext}} + \Omega_{\text{Inst}}^X$, $\theta_{\vec{P}} = \{M_N, f_N, r, n_T\}$, $\theta_{\vec{f}} = \{\Omega^{\text{Gal}}, \Omega^{\text{Ext}}\}$, and $\theta_{\vec{N}} = \{P, A\}$. The square root of the diagonal elements of the inverse Fisher matrix (covariance matrix) represents the uncertainties in the concerned parameter. Our final results will be based on studying the full 8×8 covariance matrix, and uncertainties on a given parameter will be computed after marginalizing over the others. We shall present our result maximizing the primordial signal strength with respect to the tensor-to-scalar ratio: $r \lesssim 0.06$ [70]. However, as we shall discuss this would be merely a choice, our final projection on the tensor blue-tilt and leptogenesis parameters will remain unchanged. The results obtained from Eq.(IV.21) can also be reproduced with good accuracy accounting for dispersion in the LISA mock data [46, 78] corresponding to a fiducial set of values for primordial signal, foreground, and noise parameters, as discussed in the Appendix A. Having set up all the necessary prerequisites, we now discuss the Fisher matrix analysis results in what follows.

Results: We begin with a conservative scenario where astrophysical foregrounds and instrumental noise are precisely known. Therefore, we focus on the 4×4 covariance matrix involving only the primordial signal parameters: $\theta_{\vec{P}} = \{M_N, f_N, r, n_T\}$, marginalizing over the remaining three signal parameters to obtain uncertainties for a specific parameter.

Figure 3 presents the uncertainty contours in a triangle plot for $n_T = 0.6$, along with a pair of leptogenesis parameters (BP1) corresponding to a two-flavour regime. The top-right corner of the figure shows the corresponding signal, along with the LISA TD1X noise curve and the Power-law Integrated Sensitivity (PLS) curve (see figure caption for details). This scenario represents a parameter region with minimal uncertainties—less than 10% for r and at the percent level for the other signal parameters. When astrophysical foregrounds and LISA instrumental noise are

⁵ This expression for SNR has recently been used for LISA and DECIGO in Ref.[92], and slightly modified version for ET in Ref.[93].

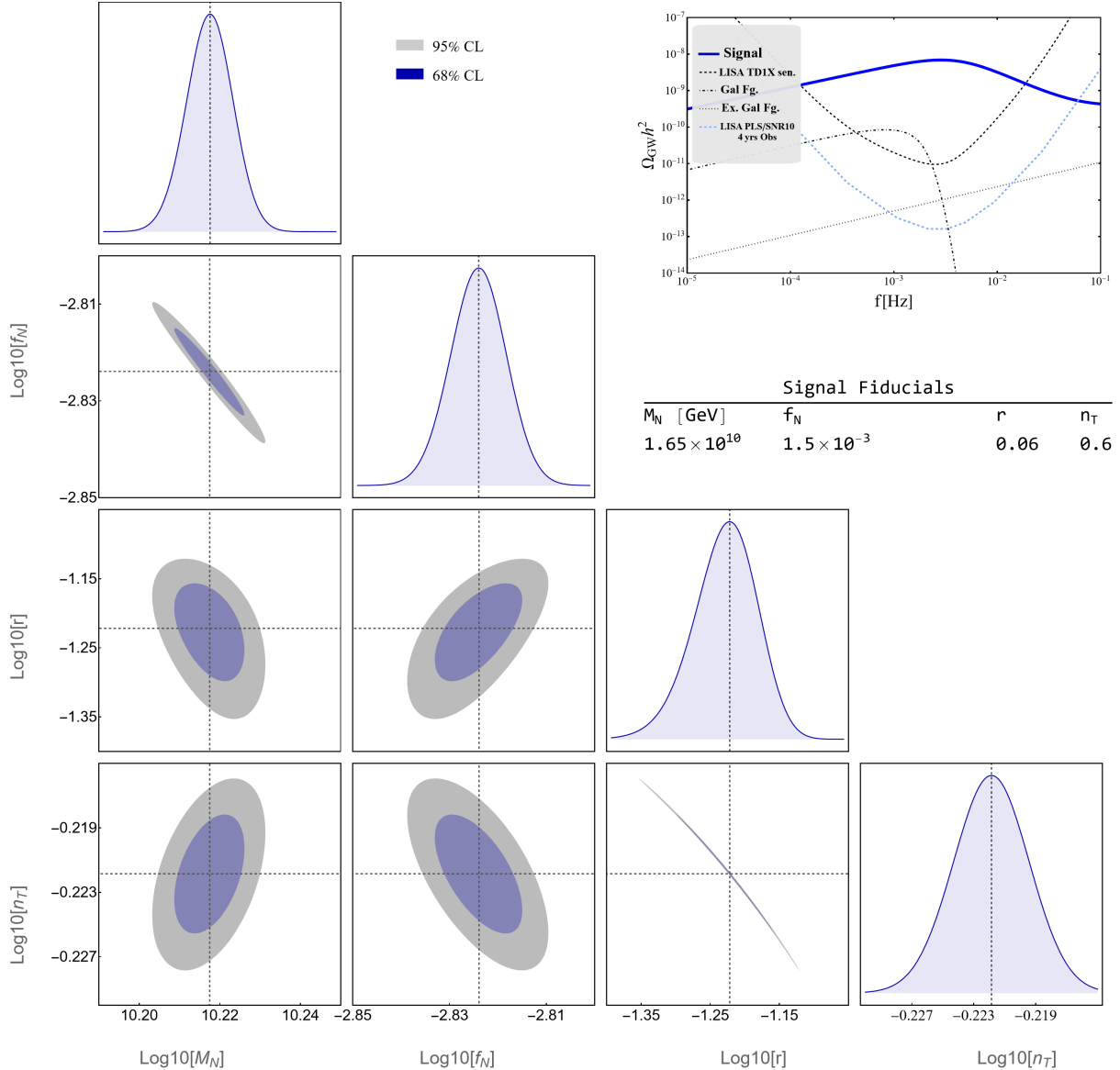


FIG. 3. (Left) Triangle plots illustrating the uncertainties in BGW signal parameters, assuming perfectly known instrumental noise and astrophysical foregrounds. (Right) The solid blue curve represents the primordial signal corresponding to the fiducial values of the primordial signal parameters (displayed as “signal fiducials” in the figure) and noise parameters listed in Table II. The dashed black curve denotes the LISA TD1X noise sensitivity, while the dot-dashed black curve represents the galactic foreground. The dotted curve corresponds to extragalactic foregrounds. The dashed blue curve shows the LISA PLS curve for an SNR threshold of 10 over a total observation period of 4 years, computed considering only LISA instrumental noise.

precisely known, this model allows for the detection of a gravitational wave (GW) signal with uncertainties below 50%⁶ for a spectral index of $n_T \sim 0.45$. However, for $n_T \lesssim 0.45$, uncertainties increase, particularly for M_N , f_N , and r , becoming significant for $n_T \sim 0.4$, especially for r .

In a more realistic scenario, where uncertainties in the astrophysical parameters $\Omega_{\text{Ext, Gal}}$ are taken into account, the error increases, as illustrated in Fig. 4. Similar to the previous case,

⁶ Whenever we quote a lower bound on n_T , it should be assumed that below that value, at least one signal parameter is associated with more than 50% uncertainty. In most cases, the larger uncertainty is led by r .

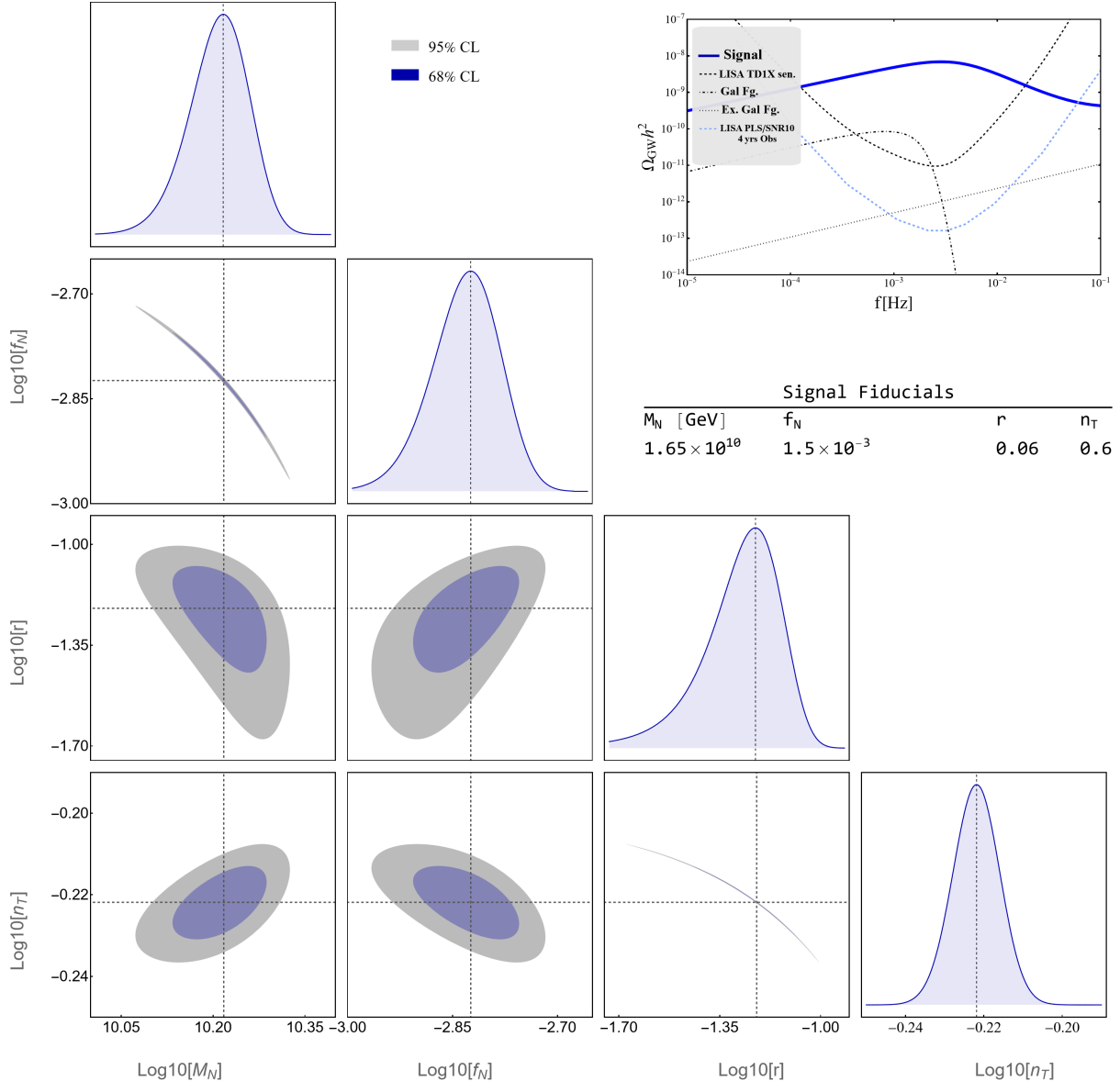


FIG. 4. (Left) Triangle plots illustrating the uncertainties in BGW signal parameters, accounting for covariance in all eight parameters. (Right) The solid blue curve represents the primordial signal corresponding to the fiducial values of the primordial signal parameters (displayed as “signal fiducials” in the figure) and noise parameters listed in Table II. The dashed black curve denotes the LISA TD1X noise sensitivity, while the dot-dashed black curve represents the galactic foreground. The dotted curve corresponds to extragalactic foregrounds. The dashed blue curve shows the LISA PLS curve for an SNR threshold of 10 over a total observation period of 4 years, computed considering only LISA instrumental noise.

lowering the value of n_T causes the errors in other parameters to grow significantly (see Fig. 5). Notably, the uncertainty in the parameter r becomes particularly pronounced around $n_T \sim 0.5$.

One might intuitively expect that increasing f_N could mitigate this issue, given that a larger f_N corresponds to reduced entropy production, leading to less suppression of the gravitational wave signal. However, this is not the case. In this model, f_N spans only an order of magnitude, and the M_N – f_N parameter space is constrained by BBN and LIGO bounds (see Fig. 2). To illustrate this, Fig. 6 and Fig. 7 present two different pairs of leptogenesis model parameters (BP2 and BP3)

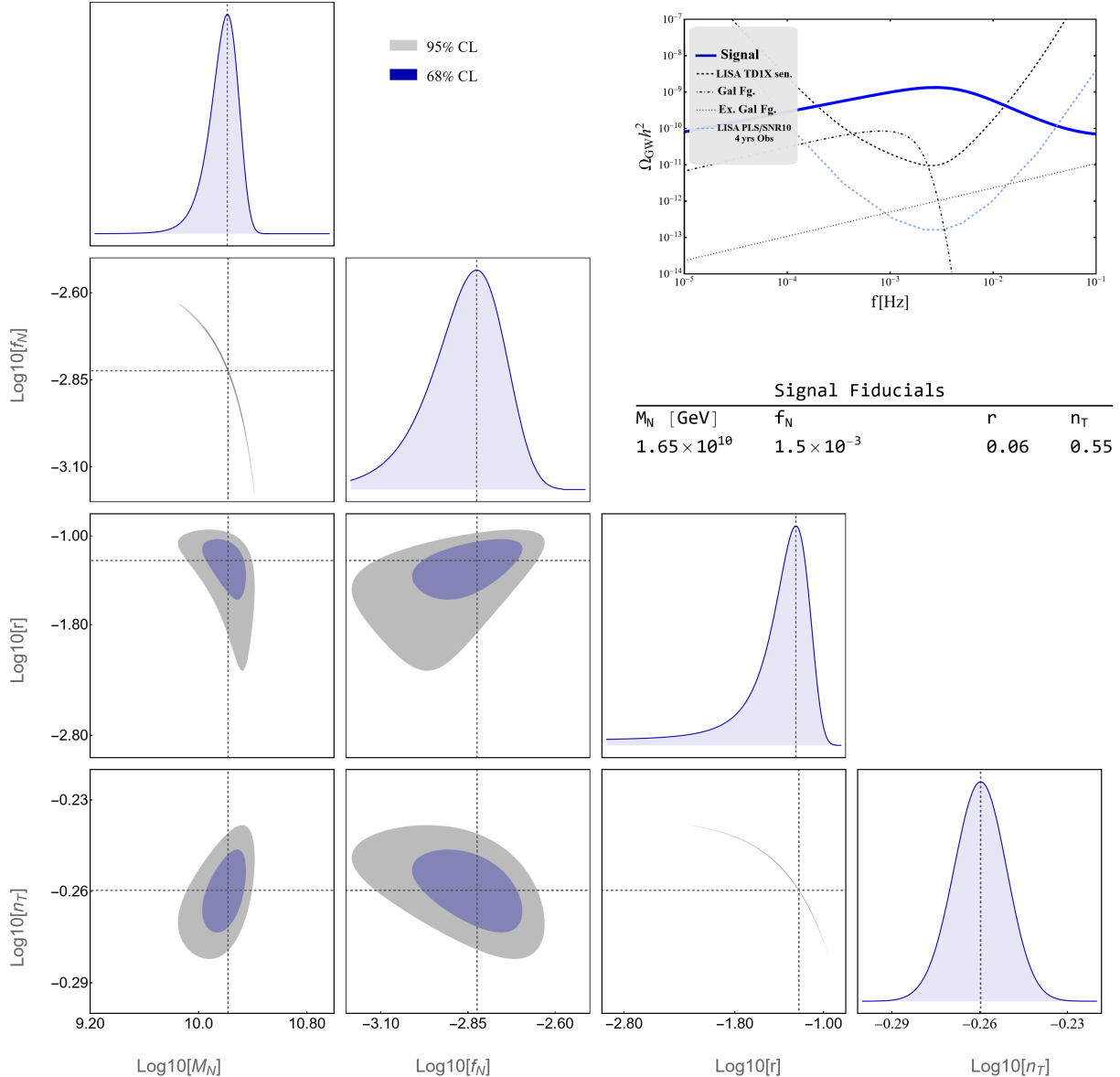


FIG. 5. (Left) Triangle plots illustrating the uncertainties in BGW signal parameters, accounting for covariance in all eight parameters. (Right) The solid blue curve represents the primordial signal corresponding to the fiducial values of the primordial signal parameters (displayed as “signal fiducials” in the figure) and noise parameters listed in Table II. The dashed black curve denotes the LISA TD1X noise sensitivity, while the dot-dashed black curve represents the galactic foreground. The dotted curve corresponds to extragalactic foregrounds. The dashed blue curve shows the LISA PLS curve for an SNR threshold of 10 over a total observation period of 4 years, computed considering only LISA instrumental noise.

for $n_T = 0.55$. These figures closely resemble Fig. 5 (in terms of error magnitude), capturing the increase in errors and indicating a tendency toward instability for lower values of n_T . As mentioned earlier, one can also lower the values of r . Note however, that lowering r implies less signal strength and thus stronger effects of the noise and foregrounds on the signal. One therefore needs to increase n_T to reduce uncertainties in the signal parameters. Therefore, maximizing the signal with respect to r gives the most optimistic lower bounds on n_T .

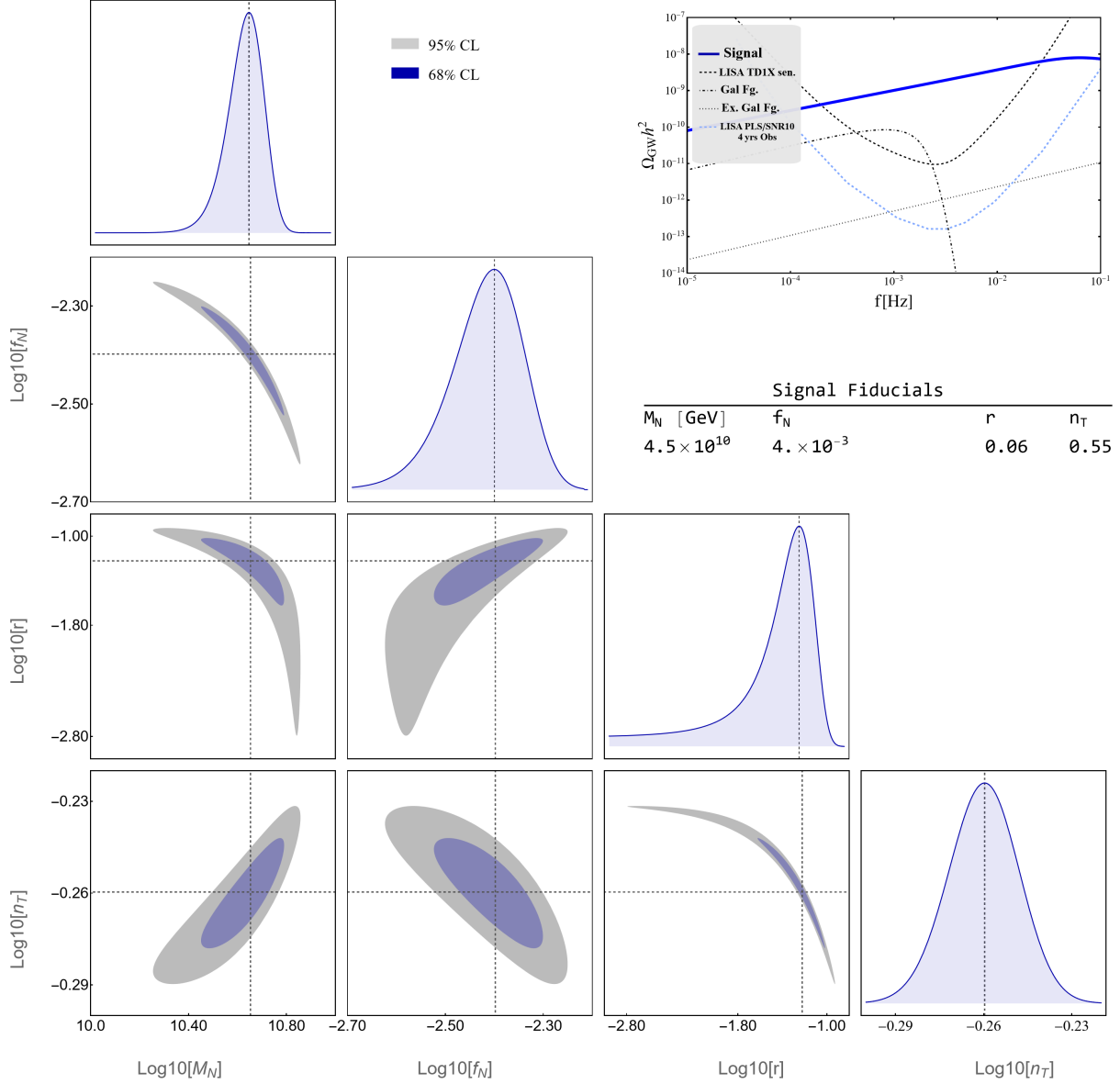


FIG. 6. (Left) Triangle plots illustrating the uncertainties in BGW signal parameters, accounting for covariance in all eight parameters. (Right) The solid blue curve represents the primordial signal corresponding to the fiducial values of the primordial signal parameters (displayed as “signal fiducials” in the figure) and noise parameters listed in Table II. The dashed black curve denotes the LISA TD1X noise sensitivity, while the dot-dashed black curve represents the galactic foreground. The dotted curve corresponds to extragalactic foregrounds. The dashed blue curve shows the LISA PLS curve for an SNR threshold of 10 over a total observation period of 4 years, computed considering only LISA instrumental noise.

Overall, a full 8×8 covariance analysis in this model suggests that a leptogenesis-imprinted BGW signal can be detected with less uncertainty only if the spectral index n_T is as large as 0.5. Note interestingly that, despite the strong signal strength, the GW signal may still involve significant uncertainties. This closely resembles a recent study on the spectral reconstruction of GWs from a cosmic strings model, which involved a large number of parameters (typically > 4) describing the fiducial signal [81].

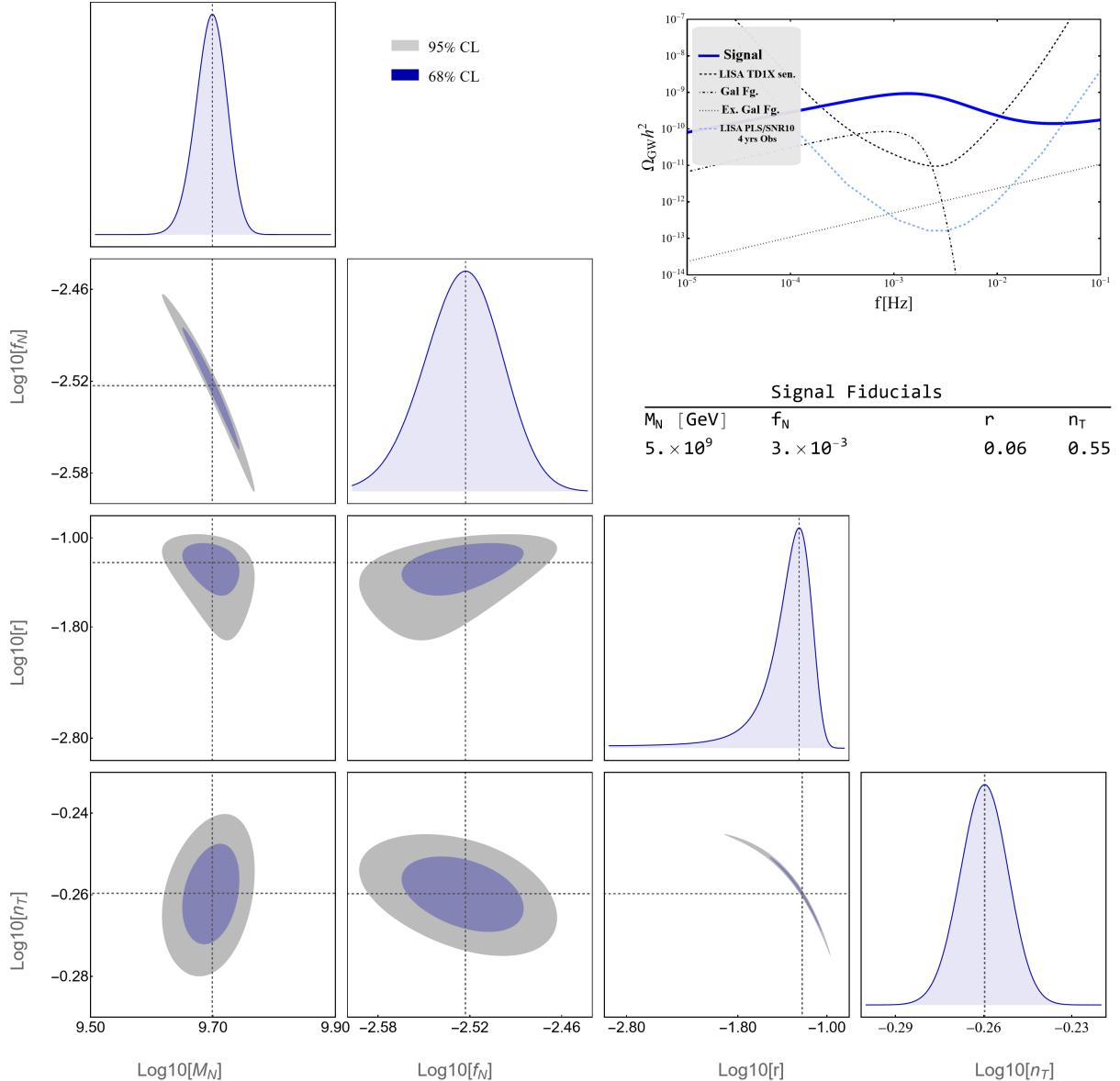


FIG. 7. (Left) Triangle plots illustrating the uncertainties in BGW signal parameters, accounting for covariance in all eight parameters. (Right) The solid blue curve represents the primordial signal corresponding to the fiducial values of the primordial signal parameters (displayed as “signal fiducials” in the figure) and noise parameters listed in Table II. The dashed black curve denotes the LISA TD1X noise sensitivity, while the dot-dashed black curve represents the galactic foreground. The dotted curve corresponds to extragalactic foregrounds. The dashed blue curve shows the LISA PLS curve for an SNR threshold of 10 over a total observation period of 4 years, computed considering only LISA instrumental noise.

Discussion: Although the Fisher matrix analysis provides an optimistic estimate, it is known to overestimate uncertainties. A more accurate assessment, potentially yielding lower values of n_T , could be obtained using an MCMC simulation. However, after closely inspecting the comparison of Fisher and other methods of posterior sampling in the forecast analyses [46, 78, 80, 81, 83–86], we do not expect any dramatic changes in the overall results, i.e., we do not expect to recover weak signals described by spectral indices $n_T \in [0.3, 0.4]$.

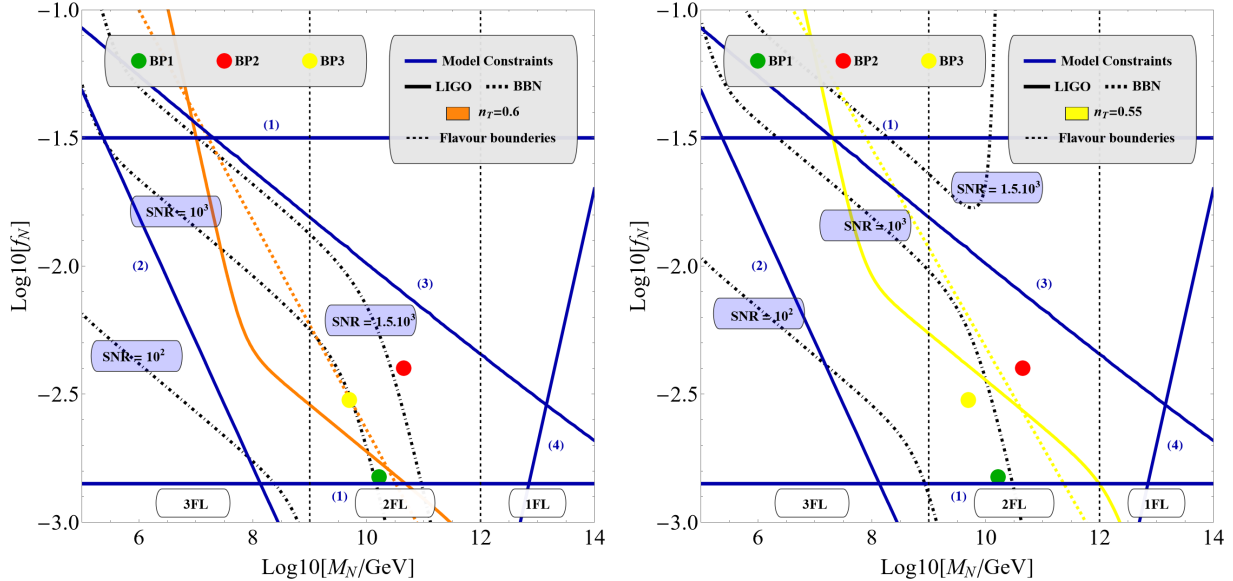


FIG. 8. With black dashed lines SNR contours are shown on the model parameter space for $n_T = 0.6$ (left), $n_T = 0.55$ (right). The description of the figure remains the same as in Fig.2, barring, this time we remove the entropy gradient from the figures.

It is also worth noting that while recent PTA data has been fit with $n_T \simeq 1.8$ [5], achieving a tensor blue tilt as large as $n_T = 0.5 - 0.6$ is not straightforward in simple models of inflation and beyond [96–105]. With this in mind, we think that this model appears to slightly underperform at LISA compared to our previous expectations [22], where we showed that values as small as $n_T = 0.3$ might allow the detection of a leptogenesis-imprinted BGW signal—although, in that study, we computed only the SNR.

Nonetheless, this flavoured leptogenesis model, besides being a reasonable contribution to the ongoing effort to probe leptogenesis with gravitational waves (see, e.g., [60, 65, 106–115]), serves as a concrete BSM framework that can potentially produce a broken power-law template signal (see, e.g., Appendix B) detectable by LISA.

For completeness, Fig. 8 presents the expected SNR on the M_N – f_N plane for $n_T = 0.6$ (left) and $n_T = 0.55$ (right). Interestingly, within the allowed parameter space, the expected SNR in this model remains well constrained, with $\text{SNR} \in [10^2, 10^3]$.

Let us finally remark that although this model predicts a broken and potentially double-broken power-law signal within the LISA frequency band, **such a signal is not a smoking gun for leptogenesis**. This is because the spectral parameters can be reproduced by any other model that provides a period of matter domination with sufficient parameter freedom to achieve T_{dec} and T_{dom} similar to those in the leptogenesis scenario. Therefore, given a broken power-law signal, the validity/goodness of the underlying model can only be assessed statistically. In particular, in the case of mock signal reconstruction, given a signal with a specific strength and spectral parameters, it is necessary to reconstruct the model parameters and compare the uncertainties among different models. Likewise, in the case of real data—e.g., if LISA were to observe a broken power-law signal in the future—it would be crucial to obtain the final posteriors in a Bayesian analysis (uncertainty contours in a Fisher analysis) for the underlying model parameters that best fit the data, and then compare different models. Presumably, since the dependence of spectral parameters on model parameters differs among models, one would obtain different uncertainty distributions on the model parameters for different models.

V. CONCLUSION

The seesaw models based on a Grand Unified Theory (GUT)-embeddable $U(1)_{B-L}$ symmetry exhibit a parameter space that allows for non-standard cosmic expansion. The scalar field responsible for generating the mass of heavy neutrinos can dominate the energy density of the universe in the form of matter. The duration of this matter-dominated phase is determined by the mass of the heavy neutrinos, which typically corresponds to the scale of thermal leptogenesis. Since gravitational waves propagating during a matter-dominated phase retain imprints of that epoch, any gravitational waves generated prior to this phase would carry information about the thermal leptogenesis scale.

In this work, we consider blue-tilted gravitational waves generated during inflation, which have recently gained attention following the discovery of a stochastic gravitational wave background by pulsar timing arrays. For realistic GUT models with large gauge couplings, our framework predicts a double-peak signal: the first peak appears in the μHz region for a three-flavour leptogenesis regime and in the mHz (LISA) region for a two-flavour leptogenesis regime. This article focuses exclusively on the two-flavour leptogenesis scenario, which produces a peak signal (potentially accompanied by a dip) in the LISA frequency band.

We quantify the uncertainties in the model parameters using the Fisher matrix formalism, incorporating LISA's instrumental noise along with galactic and extragalactic foregrounds. Our analysis indicates that blue-tilted gravitational waves relating to the leptogenesis model may be detectable by LISA with minimal uncertainties for a tensor spectral index $n_T \gtrsim 0.5$. In this context, such values of n_T correspond to sufficiently strong primordial signals that surpass instrumental noise over a specific frequency range and the foreground strength potentially for the entire frequency band.

ACKNOWLEDGEMENTS

I would like to thank the referee of **JCAP 11 (2024) 051** for recommending this investigation for this model. I would like to thank Mauro Pieroni for useful insight regarding parameter reconstruction and Fisher analysis. I would like to thank Marco Chianese, Satyabrata Datta, Genaro Miele, and Ninetta Saviano for insightful discussions on building up the model. My work is supported by the research project TAsP (Theoretical Astroparticle Physics) funded by the Istituto Nazionale di Fisica Nucleare (INFN).

Appendix A: Fisher forecast with LISA mock data

To generate a realization of a simulated signal, at each value of frequency we generate the quantities

$$S_i = \left| \frac{G_{i1} \left(0, \sqrt{h^2 \Omega_{\text{GW}}(f_i)}\right) + iG_{i2} \left(0, \sqrt{h^2 \Omega_{\text{GW}}(f_i)}\right)}{\sqrt{2}} \right|^2 \quad (\text{A.1})$$

$$N_i = \left| \frac{G_{i3} \left(0, \sqrt{h^2 \Omega_{\text{N}}(f_i)}\right) + iG_{i4} \left(0, \sqrt{h^2 \Omega_{\text{N}}(f_i)}\right)}{\sqrt{2}} \right|^2 \quad (\text{A.2})$$

within the LISA frequency band with a frequency resolution $\Delta f = 10^{-6}$. Here S_i includes the primordial signal as well as the foregrounds. In Eq.(A.1) and Eq.(A.2), $G_{i1}(\mu, \sigma)$, $G_{i2}(\mu, \sigma)$, $G_{i3}(\mu, \sigma)$, and $G_{i4}(\mu, \sigma)$ representing the real and imaginary parts of the 4ier coefficients of the signal and noise are 4 real numbers randomly drawn from a Gaussian distribution with mean μ and variance σ^2 . The signal and noise power values are then combined to generate the data, assuming that the noise is uncorrelated with the signal:

$$D_i = S_i + N_i \quad (\text{A.3})$$

For each frequency f_i , we generate $N_C = 126$ values, $\{D_{i1}, \dots, D_{i126}\}$, and then compute their mean \bar{D}_i and standard deviation σ_i . The quantity $N_C = 126$ represents the fact that within 4 years of observation time, each frequency will be measured 126 times. Given the mock data for fiducial signal and noise parameter, the signal reconstruction and associated uncertainties can be computed with the likelihood function

$$\mathcal{L}(D|\Omega^{\text{tot}}(\theta_{\vec{S}}, \theta_{\vec{N}})) = \prod_i \left(\frac{N_C}{2\pi\sigma_i^2} \right)^{\frac{1}{2}} \exp \left[-\frac{N_C}{2} \frac{(D_i - \Omega^{\text{tot}}(\theta_{\vec{S}}, \theta_{\vec{N}}, f_i))^2}{\sigma_i^2} \right]. \quad (\text{A.4})$$

We do not perform a signal reconstruction and assume that the fiducial signal corresponds to the maximum likelihood of Eq.(A.4). The Fisher information matrix in the Gaussian approximation then reads

$$F_{\alpha\beta} = \sum_i^b \frac{N_C}{\sigma_i^2} \frac{\partial \Omega^{\text{tot}}(\theta_{\vec{S}}, \theta_{\vec{N}}, f_i)}{\partial \theta_\alpha} \frac{\partial \Omega^{\text{tot}}(\theta_{\vec{S}}, \theta_{\vec{N}}, f_i)}{\partial \theta_\beta}. \quad (\text{A.5})$$

The upper limit of the sum b is in principle $b = (0.5 - 3 \times 10^{-5})/10^{-6} \simeq 5 \times 10^5$. However, in a realistic situation, performing the sum in Eq.(A.5) and the case of an MCMC simulation with the likelihood function defined in Eq.(A.4) is computationally expensive for such a large number of frequencies. This can be avoided by introducing a statistically equivalent technique by coarse-graining the data within the frequency band $f \in [10^{-3}\text{Hz}, 0.5\text{Hz}]$ as discussed, e.g., in Refs.[46, 78]. Therefore the sum in Eq.(A.5) can be performed in two segments. In the first segment, i runs from 1 to $b = (10^{-3} - 3 \times 10^{-5})/10^{-6} = 970$, and in the second segment, i.e., within the frequency band $f \in [10^{-3}\text{Hz}, 0.5\text{Hz}]$, i runs over the coarse-grained frequencies as described below.

We sample the data in the second segment by dividing $[10^{-3}\text{Hz}, 0.5\text{Hz}]$ into $k = 500$ logarithmic bins containing n_k number of frequencies in each bin. We then define a new data set $\{(D_k^{(cg)}, \sigma_k^{(cg)}), f_k^{(cg)}\}$ corresponding to the k th bin. The coarse-grained data are obtained as

$$D_k^{(cg)} = \sum_j^{n_k} \frac{\sigma_j^{-2}}{\sum_j^{n_k} \sigma_j^{-2}} D_j, \quad (\text{A.6})$$

$$\sigma_k^{(cg)} = \sqrt{\frac{1}{\sum_j^{n_k} \sigma_j^{-2}}}, \quad (\text{A.7})$$

$$f_k^{(cg)} = \sum_j^{n_k} \frac{\sigma_j^{-2}}{\sum_j^{n_k} \sigma_j^{-2}} f_j. \quad (\text{A.8})$$

$$(\text{A.9})$$

The Fisher matrices in the two segments are then given by

$$F_{\alpha\beta}^{(1)} = \sum_{i=1}^{970} \frac{N_C}{\sigma_i^2} \frac{\partial \Omega^{\text{tot}}(\theta_{\vec{S}}, \theta_{\vec{N}}, f_i)}{\partial \theta_\alpha} \frac{\partial \Omega^{\text{tot}}(\theta_{\vec{S}}, \theta_{\vec{N}}, f_i)}{\partial \theta_\beta} \Theta [10^{-3} - f_i], \quad (\text{A.10})$$

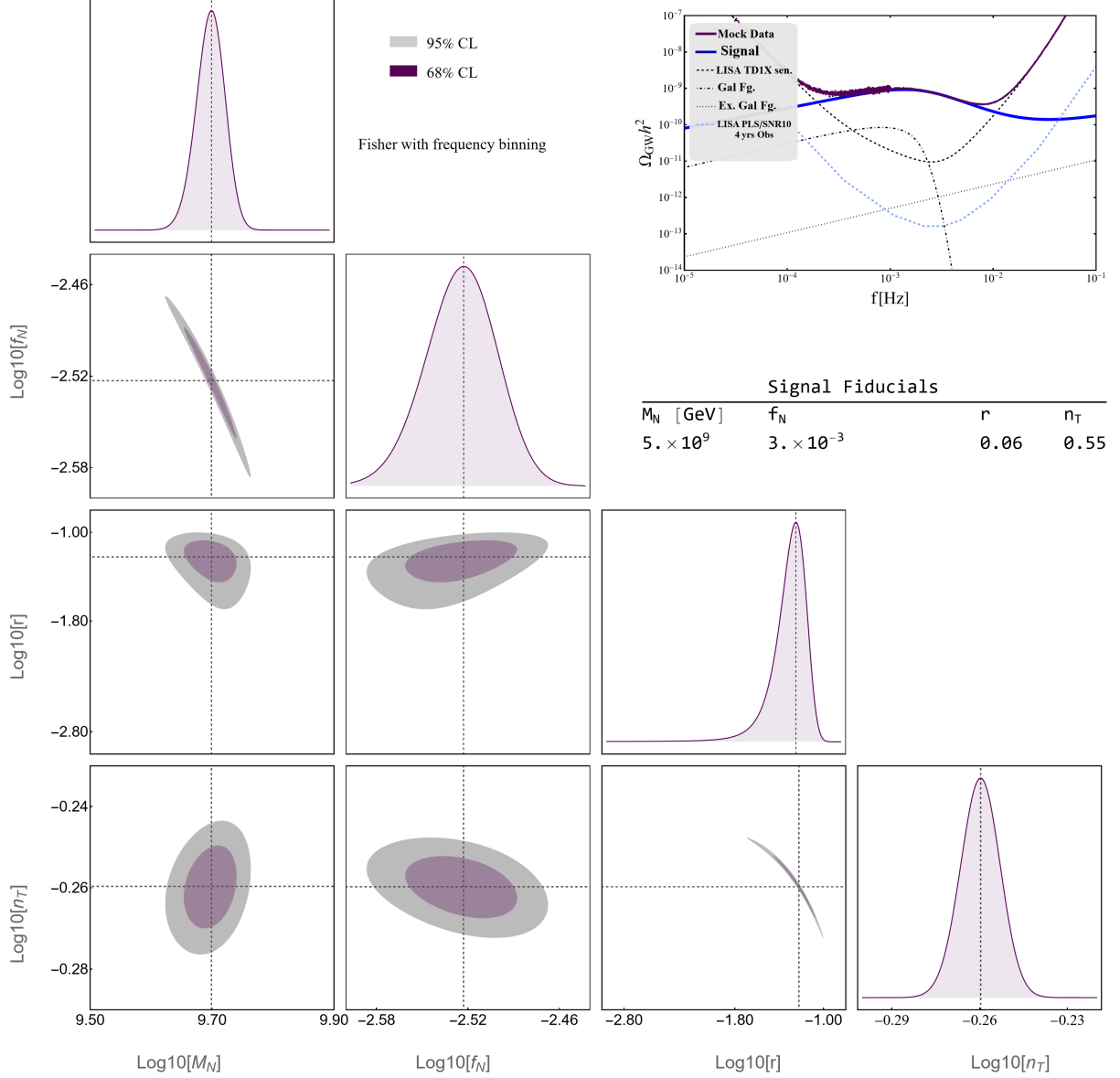


FIG. 9. (Left) Triangle plots illustrating the uncertainties in BGW signal parameters, accounting for covariance in all eight parameters. (Right) The solid blue curve represents the primordial signal corresponding to the fiducial values of the primordial signal parameters (displayed as “signal fiducials” in the figure) and noise parameters listed in Table II. The dashed black curve denotes the LISA TD1X noise sensitivity, while the dot-dashed black curve represents the galactic foreground. The dotted curve corresponds to extragalactic foregrounds. The dashed blue curve shows the LISA PLS curve for an SNR threshold of 10 over a total observation period of 4 years, computed considering only LISA instrumental noise. The scattered points in purple represents LISA mock data generated with Eq.(A.1) and (A.2).

and

$$F_{\alpha\beta}^{(2)} = \sum_{k=1}^{500} \frac{N_C}{\sigma_k^{2,(cg)}} \frac{\partial \Omega^{\text{tot}}(\theta_{\vec{S}}, \theta_{\vec{N}}, f_k^{(cg)})}{\partial \theta_\alpha} \frac{\partial \Omega^{\text{tot}}(\theta_{\vec{S}}, \theta_{\vec{N}}, f_k^{(cg)})}{\partial \theta_\beta} \Theta [f_i - 10^{-3}], \quad (\text{A.11})$$

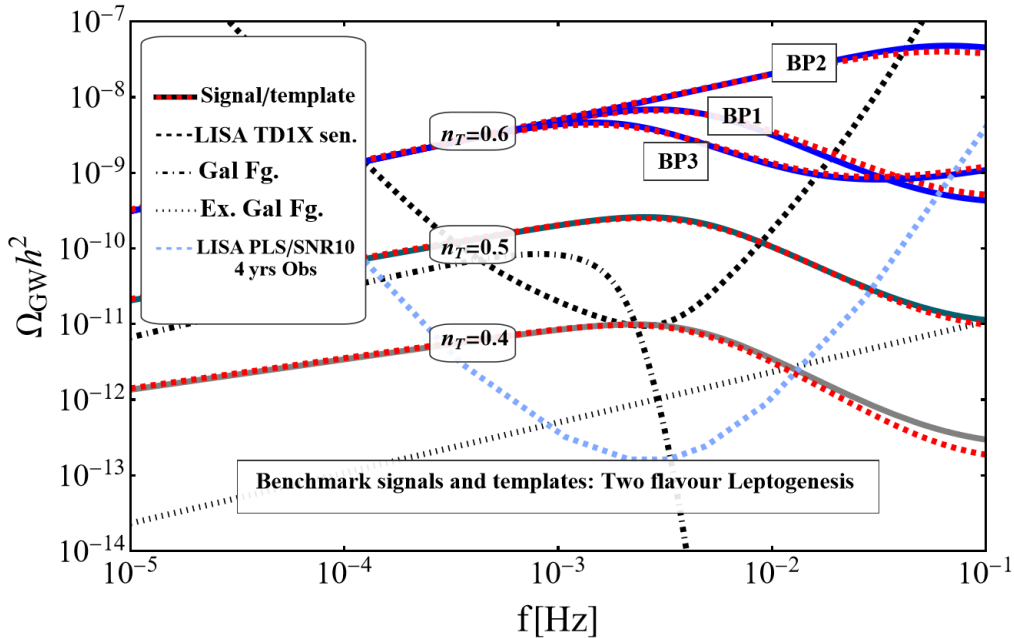


FIG. 10. Template GW spectra (dashed) and the model GW spectra (solid). For $n_T = 0.6$ all BPs, otherwise BP1 has been shown. The rest of the description of this figure resembles Fig.1.

respectively. The final Fisher matrix is then obtained as

$$F_{\alpha\beta} = F_{\alpha\beta}^{(1)} + F_{\alpha\beta}^{(2)}. \quad (\text{A.12})$$

Note that the choice of the maximum value of k should align with the desired accuracy of the parameters. Selecting a value greater than 500 can enhance computational accuracy. However, in either case, it is crucial to precisely track the values of n_k within each frequency bin.

Figure 9 presents the error contours using the triangle plot, corresponding to the same fiducial values as in Figure 7. This demonstrates that the Fisher results derived from Eq. (12) can be reproduced using the frequency binning method, with discrepancies of up to 10% in a few parameters. These discrepancies primarily arise due to coarse-graining. The accuracy of the two methods can be improved by either maintaining the original frequency resolution ($\Delta f = 10^{-6}$ Hz) across the entire frequency range or increasing the number of bins in the second segment during coarse-graining.

The description of the figure in the top right corner remains consistent with previous figures, except for the addition of purple points representing mock data. These points correspond to a frequency resolution of $\Delta f = 10^{-6}$ Hz up to $f = 10^{-3}$ Hz, with coarse-graining applied at higher frequencies.

Appendix B: A double broken power-law Leptogenesis-BGW template

Here we present a Leptogenesis-BGW template that might be useful for template-based reconstruction studies with the LISA simulator [46, 78]. We find that the GW spectrum discussed in

Sec.III can be well reproduced within the LISA band with the following template:

$$\Omega_{\text{GW}}^{\text{temp}}(f)h^2 = \mathcal{A}r \left(\frac{f}{f_{\text{CMB}}} \right)^{n_T} \left(\frac{1}{1 + 0.5 \left(\frac{f}{f_{\text{peak}}} \right)^{-(n_T-2.5)}} \right) \left(1 + 0.6 \left(\frac{f}{f_{\text{dip}}} \right)^{-(n_T-2.4)} \right), \quad (\text{B.1})$$

where $\mathcal{A} \simeq 4.5 \times 10^{-16}$, $f_{\text{CMB}} \simeq (2\pi)^{-1} 10^{-16}$ Hz. The two spectral break frequencies f_{peak} and f_{dip} can be computed from Eq.(III.9) and Eq.(III.10), respectively. Note that the Leptogenesis model information enters the template spectra through these spectral break frequencies. In Fig.10 we show the model GW spectra (solid) and the template spectra (red dashed) $n_T = 0.6$ (all BPs), $n_T = 0.5$ (BP1) and $n_T = 0.4$ (BP1).

-
- [1] G. Agazie *et al.* (NANOGrav), The NANOGrav 15 yr Data Set: Evidence for a Gravitational-wave Background, *Astrophys. J. Lett.* **951**, L8 (2023), [arXiv:2306.16213 \[astro-ph.HE\]](#).
 - [2] J. Antoniadis *et al.* (EPTA, InPTA:), The second data release from the European Pulsar Timing Array - III. Search for gravitational wave signals, *Astron. Astrophys.* **678**, A50 (2023), [arXiv:2306.16214 \[astro-ph.HE\]](#).
 - [3] D. J. Reardon *et al.*, Search for an Isotropic Gravitational-wave Background with the Parkes Pulsar Timing Array, *Astrophys. J. Lett.* **951**, L6 (2023), [arXiv:2306.16215 \[astro-ph.HE\]](#).
 - [4] H. Xu *et al.*, Searching for the Nano-Hertz Stochastic Gravitational Wave Background with the Chinese Pulsar Timing Array Data Release I, *Res. Astron. Astrophys.* **23**, 075024 (2023), [arXiv:2306.16216 \[astro-ph.HE\]](#).
 - [5] A. Afzal *et al.* (NANOGrav), The NANOGrav 15 yr Data Set: Search for Signals from New Physics, *Astrophys. J. Lett.* **951**, L11 (2023), [arXiv:2306.16219 \[astro-ph.HE\]](#).
 - [6] J. Antoniadis *et al.* (EPTA), The second data release from the European Pulsar Timing Array: V. Implications for massive black holes, dark matter and the early Universe, (2023), [arXiv:2306.16227 \[astro-ph.CO\]](#).
 - [7] S. Vagnozzi, Implications of the NANOGrav results for inflation, *Mon. Not. Roy. Astron. Soc.* **502**, L11 (2021), [arXiv:2009.13432 \[astro-ph.CO\]](#).
 - [8] S. Bhattacharya, S. Mohanty, and P. Parashari, Implications of the NANOGrav result on primordial gravitational waves in nonstandard cosmologies, *Phys. Rev. D* **103**, 063532 (2021), [arXiv:2010.05071 \[astro-ph.CO\]](#).
 - [9] S. Kuroyanagi, T. Takahashi, and S. Yokoyama, Blue-tilted inflationary tensor spectrum and reheating in the light of NANOGrav results, *JCAP* **01**, 071, [arXiv:2011.03323 \[astro-ph.CO\]](#).
 - [10] M. Benetti, L. L. Graef, and S. Vagnozzi, Primordial gravitational waves from NANOGrav: A broken power-law approach, *Phys. Rev. D* **105**, 043520 (2022), [arXiv:2111.04758 \[astro-ph.CO\]](#).
 - [11] S. Vagnozzi, Inflationary interpretation of the stochastic gravitational wave background signal detected by pulsar timing array experiments, *JHEAp* **39**, 81 (2023), [arXiv:2306.16912 \[astro-ph.CO\]](#).
 - [12] D. Borah, S. Jyoti Das, and R. Samanta, Imprint of inflationary gravitational waves and WIMP dark matter in pulsar timing array data, *JCAP* **03**, 031, [arXiv:2307.00537 \[hep-ph\]](#).
 - [13] A. Peimbert, M. Peimbert, and V. Luridiana, The primordial helium abundance and the number of neutrino families, *Rev. Mex. Astron. Astrofis.* **52**, 419 (2016), [arXiv:1608.02062 \[astro-ph.CO\]](#).
 - [14] N. Seto and J. Yokoyama, Probing the equation of state of the early universe with a space laser interferometer, *J. Phys. Soc. Jap.* **72**, 3082 (2003), [arXiv:gr-qc/0305096](#).
 - [15] L. A. Boyle and P. J. Steinhardt, Probing the early universe with inflationary gravitational waves, *Phys. Rev. D* **77**, 063504 (2008), [arXiv:astro-ph/0512014](#).
 - [16] K. Nakayama, S. Saito, Y. Suwa, and J. Yokoyama, Probing reheating temperature of the universe with gravitational wave background, *JCAP* **06**, 020, [arXiv:0804.1827 \[astro-ph\]](#).
 - [17] S. Kuroyanagi, T. Chiba, and N. Sugiyama, Precision calculations of the gravitational wave background spectrum from inflation, *Phys. Rev. D* **79**, 103501 (2009), [arXiv:0804.3249 \[astro-ph\]](#).
 - [18] K. Nakayama and J. Yokoyama, Gravitational Wave Background and Non-Gaussianity as a Probe of the Curvaton Scenario, *JCAP* **01**, 010, [arXiv:0910.0715 \[astro-ph.CO\]](#).

- [19] S. Kuroyanagi, T. Takahashi, and S. Yokoyama, Blue-tilted Tensor Spectrum and Thermal History of the Universe, *JCAP* **02**, 003, [arXiv:1407.4785 \[astro-ph.CO\]](#).
- [20] S. Datta and R. Samanta, Gravitational waves-tomography of Low-Scale-Leptogenesis, *JHEP* **11**, 159, [arXiv:2208.09949 \[hep-ph\]](#).
- [21] S. Datta and R. Samanta, Fingerprints of GeV scale right-handed neutrinos on inflationary gravitational waves and PTA data, *Phys. Rev. D* **108**, L091706 (2023), [arXiv:2307.00646 \[hep-ph\]](#).
- [22] M. Chianese, S. Datta, R. Samanta, and N. Saviano, Tomography of flavoured leptogenesis with primordial blue gravitational waves, *JCAP* **11**, 051, [arXiv:2405.00641 \[hep-ph\]](#).
- [23] A. Riotto and M. Trodden, Recent progress in baryogenesis, *Ann. Rev. Nucl. Part. Sci.* **49**, 35 (1999), [arXiv:hep-ph/9901362](#).
- [24] A. Pilaftsis and T. E. J. Underwood, Resonant leptogenesis, *Nucl. Phys. B* **692**, 303 (2004), [arXiv:hep-ph/0309342](#).
- [25] W. Buchmuller, P. Di Bari, and M. Plumacher, Leptogenesis for pedestrians, *Annals Phys.* **315**, 305 (2005), [arXiv:hep-ph/0401240](#).
- [26] S. Davidson, E. Nardi, and Y. Nir, Leptogenesis, *Phys. Rept.* **466**, 105 (2008), [arXiv:0802.2962 \[hep-ph\]](#).
- [27] D. Bodeker and W. Buchmuller, Baryogenesis from the weak scale to the grand unification scale, *Rev. Mod. Phys.* **93**, 035004 (2021), [arXiv:2009.07294 \[hep-ph\]](#).
- [28] P. Di Bari, On the origin of matter in the Universe, *Prog. Part. Nucl. Phys.* **122**, 103913 (2022), [arXiv:2107.13750 \[hep-ph\]](#).
- [29] S. Davidson and A. Ibarra, A Lower bound on the right-handed neutrino mass from leptogenesis, *Phys. Lett. B* **535**, 25 (2002), [arXiv:hep-ph/0202239](#).
- [30] E. K. Akhmedov, V. A. Rubakov, and A. Y. Smirnov, Baryogenesis via neutrino oscillations, *Phys. Rev. Lett.* **81**, 1359 (1998), [arXiv:hep-ph/9803255](#).
- [31] T. Hambye and D. Teresi, Higgs doublet decay as the origin of the baryon asymmetry, *Phys. Rev. Lett.* **117**, 091801 (2016), [arXiv:1606.00017 \[hep-ph\]](#).
- [32] P. S. Bhupal Dev, P. Millington, A. Pilaftsis, and D. Teresi, Flavour Covariant Transport Equations: an Application to Resonant Leptogenesis, *Nucl. Phys. B* **886**, 569 (2014), [arXiv:1404.1003 \[hep-ph\]](#).
- [33] A. Abada, S. Davidson, A. Ibarra, F. X. Josse-Michaux, M. Losada, and A. Riotto, Flavour Matters in Leptogenesis, *JHEP* **09**, 010, [arXiv:hep-ph/0605281](#).
- [34] E. Nardi, Y. Nir, E. Roulet, and J. Racker, The Importance of flavor in leptogenesis, *JHEP* **01**, 164, [arXiv:hep-ph/0601084](#).
- [35] S. Blanchet and P. Di Bari, Flavor effects on leptogenesis predictions, *JCAP* **03**, 018, [arXiv:hep-ph/0607330](#).
- [36] J. Baker *et al.*, The Laser Interferometer Space Antenna: Unveiling the Millihertz Gravitational Wave Sky, (2019), [arXiv:1907.06482 \[astro-ph.IM\]](#).
- [37] M. Colpi *et al.* (LISA), LISA Definition Study Report, (2024), [arXiv:2402.07571 \[astro-ph.CO\]](#).
- [38] S. Nissanke, M. Vallisneri, G. Nelemans, and T. A. Prince, Gravitational-wave emission from compact Galactic binaries, *Astrophys. J.* **758**, 131 (2012), [arXiv:1201.4613 \[astro-ph.GA\]](#).
- [39] C. R. Evans, I. Iben, and L. Smarr, Degenerate dwarf binaries as promising, detectable sources of gravitational radiation, *Astrophys. J.* **323**, 129 (1987).
- [40] N. Cornish and T. Robson, Galactic binary science with the new LISA design, *J. Phys. Conf. Ser.* **840**, 012024 (2017), [arXiv:1703.09858 \[astro-ph.IM\]](#).
- [41] T. Regimbau, The astrophysical gravitational wave stochastic background, *Res. Astron. Astrophys.* **11**, 369 (2011), [arXiv:1101.2762 \[astro-ph.CO\]](#).
- [42] S. Babak, C. Caprini, D. G. Figueroa, N. Karnesis, P. Marcoccia, G. Nardini, M. Pieroni, A. Ricciardone, A. Sesana, and J. Torrado, Stochastic gravitational wave background from stellar origin binary black holes in LISA, *JCAP* **08**, 034, [arXiv:2304.06368 \[astro-ph.CO\]](#).
- [43] L. Lehoucq, I. Dvorkin, R. Srinivasan, C. Pellouin, and A. Lamberts, Astrophysical uncertainties in the gravitational-wave background from stellar-mass compact binary mergers, *Mon. Not. Roy. Astron. Soc.* **526**, 4378 (2023), [arXiv:2306.09861 \[astro-ph.HE\]](#).
- [44] M. Armano *et al.*, Beyond the Required LISA Free-Fall Performance: New LISA Pathfinder Results down to 20 μHz , *Phys. Rev. Lett.* **120**, 061101 (2018).
- [45] <https://www.cosmos.esa.int/web/lisa/lisa-documents>.

- [46] R. Flauger, N. Karnesis, G. Nardini, M. Pieroni, A. Ricciardone, and J. Torrado, Improved reconstruction of a stochastic gravitational wave background with LISA, *JCAP* **01**, 059, [arXiv:2009.11845 \[astro-ph.CO\]](#).
- [47] E. Thrane and J. D. Romano, Sensitivity curves for searches for gravitational-wave backgrounds, *Phys. Rev. D* **88**, 124032 (2013), [arXiv:1310.5300 \[astro-ph.IM\]](#).
- [48] K. Schmitz, New Sensitivity Curves for Gravitational-Wave Signals from Cosmological Phase Transitions, *JHEP* **01**, 097, [arXiv:2002.04615 \[hep-ph\]](#).
- [49] A. Davidson, $B - L$ as the fourth color within an $SU(2)_L \times U(1)_R \times U(1)$ model, *Phys. Rev. D* **20**, 776 (1979).
- [50] R. E. Marshak and R. N. Mohapatra, Quark - Lepton Symmetry and B-L as the U(1) Generator of the Electroweak Symmetry Group, *Phys. Lett. B* **91**, 222 (1980).
- [51] R. N. Mohapatra and R. E. Marshak, Local B-L Symmetry of Electroweak Interactions, Majorana Neutrinos and Neutron Oscillations, *Phys. Rev. Lett.* **44**, 1316 (1980), [Erratum: *Phys.Rev.Lett.* 44, 1643 (1980)].
- [52] W. Buchmüller, V. Domcke, K. Kamada, and K. Schmitz, The Gravitational Wave Spectrum from Cosmological $B - L$ Breaking, *JCAP* **10**, 003, [arXiv:1305.3392 \[hep-ph\]](#).
- [53] W. Buchmuller, V. Domcke, H. Murayama, and K. Schmitz, Probing the scale of grand unification with gravitational waves, *Phys. Lett. B* **809**, 135764 (2020), [arXiv:1912.03695 \[hep-ph\]](#).
- [54] A. D. Linde, Phase Transitions in Gauge Theories and Cosmology, *Rept. Prog. Phys.* **42**, 389 (1979).
- [55] T. W. B. Kibble, Some Implications of a Cosmological Phase Transition, *Phys. Rept.* **67**, 183 (1980).
- [56] M. Quiros, Finite temperature field theory and phase transitions, in *ICTP Summer School in High-Energy Physics and Cosmology* (1999) pp. 187–259, [arXiv:hep-ph/9901312](#).
- [57] C. Caprini *et al.*, Science with the space-based interferometer eLISA. II: Gravitational waves from cosmological phase transitions, *JCAP* **04**, 001, [arXiv:1512.06239 \[astro-ph.CO\]](#).
- [58] M. B. Hindmarsh, M. Lüben, J. Lumma, and M. Pauly, Phase transitions in the early universe, *SciPost Phys. Lect. Notes* **24**, 1 (2021), [arXiv:2008.09136 \[astro-ph.CO\]](#).
- [59] A. Megevand and S. Ramirez, Bubble nucleation and growth in very strong cosmological phase transitions, *Nucl. Phys. B* **919**, 74 (2017), [arXiv:1611.05853 \[astro-ph.CO\]](#).
- [60] M. Chianese, S. Datta, G. Miele, R. Samanta, and N. Saviano, Probing flavored regimes of leptogenesis with gravitational waves from cosmic strings, *Phys. Rev. D* **111**, L041305 (2025), [arXiv:2406.01231 \[hep-ph\]](#).
- [61] B. Holdom, Two U(1)'s and Epsilon Charge Shifts, *Phys. Lett. B* **166**, 196 (1986).
- [62] C. Cheung, J. T. Ruderman, L.-T. Wang, and I. Yavin, Kinetic Mixing as the Origin of Light Dark Scales, *Phys. Rev. D* **80**, 035008 (2009), [arXiv:0902.3246 \[hep-ph\]](#).
- [63] T. Gherghetta, J. Kersten, K. Olive, and M. Pospelov, Evaluating the price of tiny kinetic mixing, *Phys. Rev. D* **100**, 095001 (2019), [arXiv:1909.00696 \[hep-ph\]](#).
- [64] A. Hook, E. Izaguirre, and J. G. Wacker, Model Independent Bounds on Kinetic Mixing, *Adv. High Energy Phys.* **2011**, 859762 (2011), [arXiv:1006.0973 \[hep-ph\]](#).
- [65] S. Blasi, V. Brdar, and K. Schmitz, Fingerprint of low-scale leptogenesis in the primordial gravitational-wave spectrum, *Phys. Rev. Res.* **2**, 043321 (2020), [arXiv:2004.02889 \[hep-ph\]](#).
- [66] T. Han and X. Wang, Radiative Decays of the Higgs Boson to a Pair of Fermions, *JHEP* **10**, 036, [arXiv:1704.00790 \[hep-ph\]](#).
- [67] C. Gross, O. Lebedev, and M. Zatta, Higgs–inflaton coupling from reheating and the metastable Universe, *Phys. Lett. B* **753**, 178 (2016), [arXiv:1506.05106 \[hep-ph\]](#).
- [68] K. Enqvist, M. Karčiauskas, O. Lebedev, S. Rusak, and M. Zatta, Postinflationary vacuum instability and Higgs-inflaton couplings, *JCAP* **11**, 025, [arXiv:1608.08848 \[hep-ph\]](#).
- [69] D. Croon, N. Fernandez, D. McKeen, and G. White, Stability, reheating and leptogenesis, *JHEP* **06**, 098, [arXiv:1903.08658 \[hep-ph\]](#).
- [70] P. A. R. Ade *et al.* (BICEP2, Keck Array), BICEP2 / Keck Array x: Constraints on Primordial Gravitational Waves using Planck, WMAP, and New BICEP2/Keck Observations through the 2015 Season, *Phys. Rev. Lett.* **121**, 221301 (2018), [arXiv:1810.05216 \[astro-ph.CO\]](#).
- [71] S. Kuroyanagi and T. Takahashi, Higher Order Corrections to the Primordial Gravitational Wave Spectrum and its Impact on Parameter Estimates for Inflation, *JCAP* **10**, 006, [arXiv:1106.3437 \[astro-ph.CO\]](#).

- [72] G. Calcagni and S. Kuroyanagi, Stochastic gravitational-wave background in quantum gravity, *JCAP* **03**, 019, [arXiv:2012.00170 \[gr-qc\]](#).
- [73] Y. Watanabe and E. Komatsu, Improved Calculation of the Primordial Gravitational Wave Spectrum in the Standard Model, *Phys. Rev. D* **73**, 123515 (2006), [arXiv:astro-ph/0604176](#).
- [74] K. Saikawa and S. Shirai, Primordial gravitational waves, precisely: The role of thermodynamics in the Standard Model, *JCAP* **05**, 035, [arXiv:1803.01038 \[hep-ph\]](#).
- [75] B. P. Abbott *et al.* (LIGO Scientific, Virgo), Upper Limits on the Stochastic Gravitational-Wave Background from Advanced LIGO's First Observing Run, *Phys. Rev. Lett.* **118**, 121101 (2017), [Erratum: *Phys.Rev.Lett.* 119, 029901 (2017)], [arXiv:1612.02029 \[gr-qc\]](#).
- [76] R. Abbott *et al.* (KAGRA, Virgo, LIGO Scientific), Upper limits on the isotropic gravitational-wave background from Advanced LIGO and Advanced Virgo's third observing run, *Phys. Rev. D* **104**, 022004 (2021), [arXiv:2101.12130 \[gr-qc\]](#).
- [77] J.-Q. Jiang, Y. Cai, G. Ye, and Y.-S. Piao, Broken blue-tilted inflationary gravitational waves: a joint analysis of NANOGrav 15-year and BICEP/Keck 2018 data, *JCAP* **05**, 004, [arXiv:2307.15547 \[astro-ph.CO\]](#).
- [78] C. Caprini, D. G. Figueroa, R. Flauger, G. Nardini, M. Peloso, M. Pieroni, A. Ricciardone, and G. Tasinato, Reconstructing the spectral shape of a stochastic gravitational wave background with LISA, *JCAP* **11**, 017, [arXiv:1906.09244 \[astro-ph.CO\]](#).
- [79] T. Robson, N. J. Cornish, and C. Liu, The construction and use of LISA sensitivity curves, *Class. Quant. Grav.* **36**, 105011 (2019), [arXiv:1803.01944 \[astro-ph.HE\]](#).
- [80] C. Caprini, R. Jinno, M. Lewicki, E. Madge, M. Merchand, G. Nardini, M. Pieroni, A. Roper Pol, and V. Vaskonen (LISA Cosmology Working Group), Gravitational waves from first-order phase transitions in LISA: reconstruction pipeline and physics interpretation, [arXiv:2403.03723 \[astro-ph.CO\]](#).
- [81] J. J. Blanco-Pillado, Y. Cui, S. Kuroyanagi, M. Lewicki, G. Nardini, M. Pieroni, I. Y. Rybak, L. Sousa, and J. M. Wachter (LISA Cosmology Working Group), Gravitational waves from cosmic strings in LISA: reconstruction pipeline and physics interpretation, (2024), [arXiv:2405.03740 \[astro-ph.CO\]](#).
- [82] N. Karnesis, S. Babak, M. Pieroni, N. Cornish, and T. Littenberg, Characterization of the stochastic signal originating from compact binary populations as measured by LISA, *Phys. Rev. D* **104**, 043019 (2021), [arXiv:2103.14598 \[astro-ph.IM\]](#).
- [83] C. Gowling and M. Hindmarsh, Observational prospects for phase transitions at LISA: Fisher matrix analysis, *JCAP* **10**, 039, [arXiv:2106.05984 \[astro-ph.CO\]](#).
- [84] C. Gowling, M. Hindmarsh, D. C. Hooper, and J. Torrado, Reconstructing physical parameters from template gravitational wave spectra at LISA: first order phase transitions, *JCAP* **04**, 061, [arXiv:2209.13551 \[astro-ph.CO\]](#).
- [85] F. Giese, T. Konstandin, and J. van de Vis, Finding sound shells in LISA mock data using likelihood sampling, *JCAP* **11**, 002, [arXiv:2107.06275 \[astro-ph.CO\]](#).
- [86] J. E. Gammal *et al.* (LISA Cosmology Working Group), Reconstructing Primordial Curvature Perturbations via Scalar-Induced Gravitational Waves with LISA, (2025), [arXiv:2501.11320 \[astro-ph.CO\]](#).
- [87] M. Maggiore, Gravitational wave experiments and early universe cosmology, *Phys. Rept.* **331**, 283 (2000), [arXiv:gr-qc/9909001](#).
- [88] K. Saikawa and S. Shirai, Primordial gravitational waves, precisely: The role of thermodynamics in the Standard Model, *JCAP* **05**, 035, [arXiv:1803.01038 \[hep-ph\]](#).
- [89] B. Allen and J. D. Romano, Detecting a stochastic background of gravitational radiation: Signal processing strategies and sensitivities, *Phys. Rev. D* **59**, 102001 (1999), [arXiv:gr-qc/9710117](#).
- [90] J. D. Romano and N. J. Cornish, Detection methods for stochastic gravitational-wave backgrounds: a unified treatment, *Living Rev. Rel.* **20**, 2 (2017), [arXiv:1608.06889 \[gr-qc\]](#).
- [91] H. Kudoh, A. Taruya, T. Hiramatsu, and Y. Himemoto, Detecting a gravitational-wave background with next-generation space interferometers, *Phys. Rev. D* **73**, 064006 (2006), [arXiv:gr-qc/0511145](#).
- [92] D. Brzemiński, A. Hook, and G. Marques-Tavares, Precision early universe cosmology from stochastic gravitational waves, *JHEP* **11**, 061, [arXiv:2203.13842 \[hep-ph\]](#).
- [93] S. Datta and R. Samanta, Cosmic superstrings, metastable strings and ultralight primordial black holes: from NANOGrav to LIGO and beyond, *JHEP* **02**, 095, [arXiv:2409.03498 \[gr-qc\]](#).
- [94] D. Poletti, Measuring the primordial gravitational wave background in the presence of other stochastic signals, *JCAP* **05**, 052, [arXiv:2101.02713 \[gr-qc\]](#).

- [95] D. Racco and D. Poletti, Precision cosmology with primordial GW backgrounds in presence of astrophysical foregrounds, *JCAP* **04**, 054, [arXiv:2212.06602 \[astro-ph.CO\]](#).
- [96] A. Gruzinov, Elastic inflation, *Phys. Rev. D* **70**, 063518 (2004), [arXiv:astro-ph/0404548](#).
- [97] T. Kobayashi, M. Yamaguchi, and J. Yokoyama, G-inflation: Inflation driven by the Galileon field, *Phys. Rev. Lett.* **105**, 231302 (2010), [arXiv:1008.0603 \[hep-th\]](#).
- [98] S. Endlich, A. Nicolis, and J. Wang, Solid Inflation, *JCAP* **10**, 011, [arXiv:1210.0569 \[hep-th\]](#).
- [99] D. Cannone, G. Tasinato, and D. Wands, Generalised tensor fluctuations and inflation, *JCAP* **01**, 029, [arXiv:1409.6568 \[astro-ph.CO\]](#).
- [100] A. Ricciardone and G. Tasinato, Primordial gravitational waves in supersolid inflation, *Phys. Rev. D* **96**, 023508 (2017), [arXiv:1611.04516 \[astro-ph.CO\]](#).
- [101] Y.-F. Cai, J.-O. Gong, S. Pi, E. N. Saridakis, and S.-Y. Wu, On the possibility of blue tensor spectrum within single field inflation, *Nucl. Phys. B* **900**, 517 (2015), [arXiv:1412.7241 \[hep-th\]](#).
- [102] T. Fujita, S. Kuroyanagi, S. Mizuno, and S. Mukohyama, Blue-tilted Primordial Gravitational Waves from Massive Gravity, *Phys. Lett. B* **789**, 215 (2019), [arXiv:1808.02381 \[gr-qc\]](#).
- [103] Y. Mishima and T. Kobayashi, Revisiting slow-roll dynamics and the tensor tilt in general single-field inflation, *Phys. Rev. D* **101**, 043536 (2020), [arXiv:1911.02143 \[gr-qc\]](#).
- [104] S. Pan, Y. Cai, and Y.-S. Piao, Climbing over the potential barrier during inflation via null energy condition violation, (2024), [arXiv:2404.12655 \[astro-ph.CO\]](#).
- [105] S. Datta, Explaining PTA Data with Inflationary GWs in a PBH-Dominated Universe, (2023), [arXiv:2309.14238 \[hep-ph\]](#).
- [106] J. A. Dror, T. Hiramatsu, K. Kohri, H. Murayama, and G. White, Testing the Seesaw Mechanism and Leptogenesis with Gravitational Waves, *Phys. Rev. Lett.* **124**, 041804 (2020), [arXiv:1908.03227 \[hep-ph\]](#).
- [107] R. Samanta and S. Datta, Gravitational wave complementarity and impact of NANOGrav data on gravitational leptogenesis, *JHEP* **05**, 211, [arXiv:2009.13452 \[hep-ph\]](#).
- [108] S. Datta, A. Ghosal, and R. Samanta, Baryogenesis from ultralight primordial black holes and strong gravitational waves from cosmic strings, *JCAP* **08**, 021, [arXiv:2012.14981 \[hep-ph\]](#).
- [109] B. Barman, D. Borah, A. Dasgupta, and A. Ghoshal, Probing high scale Dirac leptogenesis via gravitational waves from domain walls, *Phys. Rev. D* **106**, 015007 (2022), [arXiv:2205.03422 \[hep-ph\]](#).
- [110] A. Ghoshal, R. Samanta, and G. White, Bremsstrahlung high-frequency gravitational wave signatures of high-scale nonthermal leptogenesis, *Phys. Rev. D* **108**, 035019 (2023), [arXiv:2211.10433 \[hep-ph\]](#).
- [111] P. Huang and K.-P. Xie, Leptogenesis triggered by a first-order phase transition, *JHEP* **09**, 052, [arXiv:2206.04691 \[hep-ph\]](#).
- [112] D. Borah, A. Dasgupta, and I. Saha, Leptogenesis and dark matter through relativistic bubble walls with observable gravitational waves, *JHEP* **11**, 136, [arXiv:2207.14226 \[hep-ph\]](#).
- [113] E. J. Chun, T. P. Dutka, T. H. Jung, X. Nagels, and M. Vanvlasselaer, Bubble-assisted leptogenesis, *JHEP* **09**, 164, [arXiv:2305.10759 \[hep-ph\]](#).
- [114] B. Barman, A. Basu, D. Borah, A. Chakraborty, and R. Roshan, Testing leptogenesis and dark matter production during reheating with primordial gravitational waves, (2024), [arXiv:2410.19048 \[hep-ph\]](#).
- [115] A. Datta and A. Sil, Probing Leptogenesis through Gravitational Waves, (2024), [arXiv:2410.01900 \[hep-ph\]](#).