

Visualizing Thought: Conceptual Diagrams Enable Robust Planning in LMMs

Nasim Borazjanizadeh^{1,2} Roi Herzig² Eduard Oks¹ Trevor Darrell² Rogerio Ferris³ Leonid Karlinsky¹

Abstract

Human reasoning relies on constructing and manipulating mental models—simplified internal representations of situations that we use to understand and solve problems. Conceptual diagrams (e.g., a sketch drawn by a human to aid reasoning) externalize these mental models, abstracting irrelevant details to efficiently capture relational and spatial information. In contrast, Large Language Models (LLMs) and Large Multimodal Models (LMMs), predominantly reason through textual representations, limiting their effectiveness in complex multi-step combinatorial and planning tasks. In this paper, we propose a zero-shot fully automatic framework which enables LMMs to reason through multiple chains of (self-generated) intermediate conceptual diagrams, significantly enhancing their combinatorial planning capabilities. Our approach does not require any human initialization beyond natural language description of the task. It integrates both textual and diagrammatic reasoning within an optimized graph-of-thought inference framework, enhanced by beam search and depth-wise backtracking. Evaluated on multiple challenging PDDL planning domains, our method substantially improves GPT-4o’s performance (e.g., 35.5% → 90.2% in Blocksworld). On more difficult planning domains with solution depths up to 40, our approach outperforms even the o1-preview reasoning model (e.g., over 13% improvement in Parking). These results highlight the value of conceptual diagrams as a complementary reasoning medium in LMMs.

1. Introduction

Natural language is a powerful medium for communication, enabling humans to effectively share knowledge and ideas [7, 44, 49]. However, language alone is not an optimal medium for reasoning, as it is inherently linear, sequential, and verbose, making it inefficient for representing complex logical and relational structures [22, 30, 50]. Prior evidence [4, 16, 22, 28] indicates that humans do not rely solely on language when reasoning. Instead, they construct and utilize internal mental models—simplified analogues of real or hypothetical situations. Humans dynamically manipulate these mental models

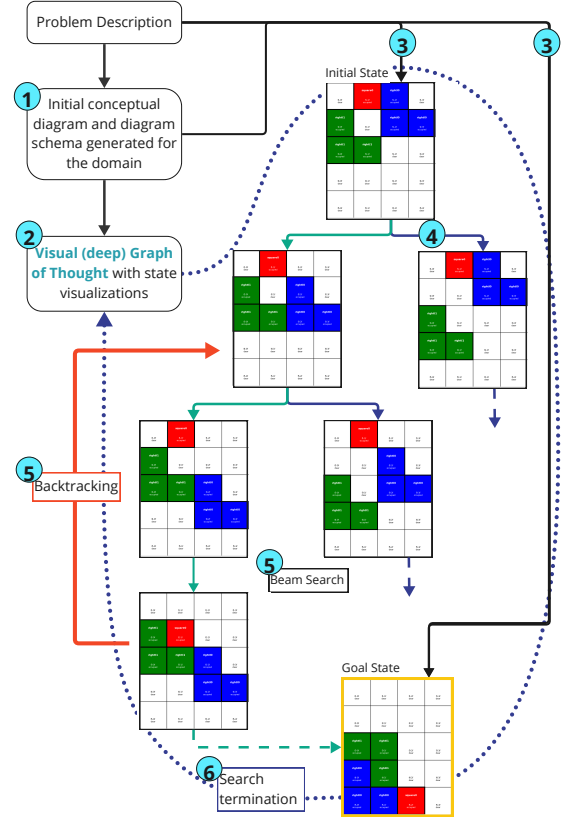


Figure 1. **Our proposed approach.** (1) Model generates an initial diagram schema and conceptual diagram for the domain, visually illustrating spatial information using simple shapes and colors. (2) Inference structured as a *graph-of-thought* with textual and diagrammatic representations for each state. (3) Model creates diagrams for initial and goal states of the instance conditioned on the conceptual diagram from step (1). (4) Generate each child state and its diagram based on its textual description and parent state. (5) Inference optimizations: Backtracking—if all candidate states at a depth fail verification, backtrack to deepest *available* ancestor; Beam search—rank candidate states by *proximity* to goal, selecting top $k = 4$ for expansion (Sec. 2). (6) Stop when goal state is reached or maximum allowed states are visited. Example diagrams are from the Tetris domain, which requires rearranging tiles on a grid.

through mental simulations, which involve representing and predicting interactions between objects, to solve problems. Crucially, mental models are multimodal, integrating both visual and verbal representations to facilitate learning and robust reasoning [37]. Cognitive science research demonstrates that ‘human thought’ is not inherently verbal, sequential, or

¹Xero Inc.

²BAIR, UC Berkeley

³MIT-IBM Watson AI Lab

linear; rather, it is spatial, parallel, and image-like [50]. Finally, visual representations have always played a central role in human reasoning and communication, from prehistoric cave art—one of the earliest known forms of communication, predating written language [8]—to contemporary textbook diagrams, scientific figures in articles, and blackboard sketches.

Sketches, better known as ‘conceptual diagrams’ in the cognitive science literature [22, 30, 50], externalize humans’ internal mental models, drawn to reduce cognitive load and facilitate rapid perceptual inferences and clearer reasoning. Instead of capturing fine-grained details of the external world, similar to the way human eyes perceive the environment, conceptual diagrams abstract away irrelevant details, use simple shapes and colors to represent objects, and emphasize intuitive spatial and relational interactions among entities. [30, 50]. For example, a square in a diagram can represent a complex real-world objects like a car, where the size, color, and position of the shape visually encode its relationships with other entities rather than the entity’s detailed visual appearance. Thus, conceptual diagrams can be an effective reasoning medium complementary to natural language, addressing language’s inherent limitations in accurate representation of spatial and relational structures and aligning closely with humans’ multimodal reasoning [22, 50].

Modern large language models (LLMs) and large multimodal models (LMMs), such as GPT-4 [40] GPT4-o [39] and Gemini [19], have achieved remarkable success on complex mathematical and scientific benchmarks, including GSM8K [9], MATH [24], and GPQA [62]. Despite these advancements, their reasoning performance remains inconsistent, particularly on multi-step compositional reasoning, long-horizon planning, and tasks requiring backtracking and error correction [12, 15, 53]. These limitations partly arise because language models rely solely on language for reasoning, which is inherently inefficient for representing complex relational structures [15, 53]. Additionally, the autoregressive architecture of current LLMs enforces sequential next-token prediction, making tasks that require backtracking particularly challenging [15]. Thus, enabling LLMs to generate and reason with conceptual diagrams within graph-based inference frameworks that enable backtracking is an intuitive and promising approach to alleviate these bottlenecks.

In this work, we propose a framework that enables LMMs to solve combinatorial planning problems by combining textual reasoning with self-generated conceptual diagrams. Our approach operates in a *true* zero-shot setting, requiring no domain-specific modifications or manual engineering to solve any combinatorial problem that can be expressed in Planning Domain Definition Language (PDDL) format [38], given only the natural language description of the problem (i.e., a clear textual specification of the initial state, goal state, and possible actions). Importantly, our method does not require human specification of the type or style of

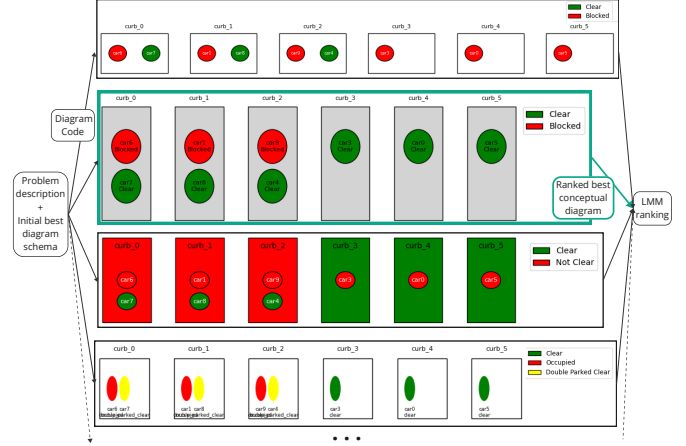


Figure 2. We generate an initial conceptual diagram for each domain by sampling multiple diagram codes. An LMM ranks diagrams based on intuitive and accurate visualization of relational and spatial information. The top-ranked diagram’s code serves as reference for generating initial and goal state diagrams for all instances. Example shown is the parking domain, where curbs hold up to two cars, and cars can be movable or blocked (double-parked).

conceptual diagram to use, and is training-free. Our method works by decomposing inference into a structured graph of intermediate reasoning steps, where at each node the model determines the next best action to take from the current state. Specifically, each node in the inference graph is multimodal, containing both the textual description of the current state and a corresponding conceptual diagram visualizing that state. At each step of inference, the LMM: (i) generates the candidate next state; (ii) verifies uniqueness of the action chosen; (iii) produces a diagram schema — a structured set of textual statements specifying each object’s shape, size, location, and status in the diagram; (iv) Our model autonomously generates executable Matplotlib code for the conceptual diagrams, conditioned on the diagram schema. To ensure inference quality without sacrificing generality, we incorporate guardrails such as diagram schema self-reflection consistency checks and local (parent-child) and global validity checks (entire path from the initial state).

Unlike other approaches that have explored augmenting language models with visual representations for compositional reasoning [26, 56, 59], our method generates conceptual diagrams entirely from scratch, without relying on human-provided initial visual demonstration of the domain or instance, and without requiring tuning of model’s visual encodings. Furthermore, rather than producing a single visualization, our approach autonomously generates multiple sequences of intermediate conceptual diagrams, explicitly illustrating how the LMM’s ‘model’ of the problem evolves with each reasoning step. To address the exponential growth of the combinatorial search space [5, 61], we employ beam search, where validated candidate states at each depth of the inference graph are ranked by the model based on their proximity to the goal state, and only the top k

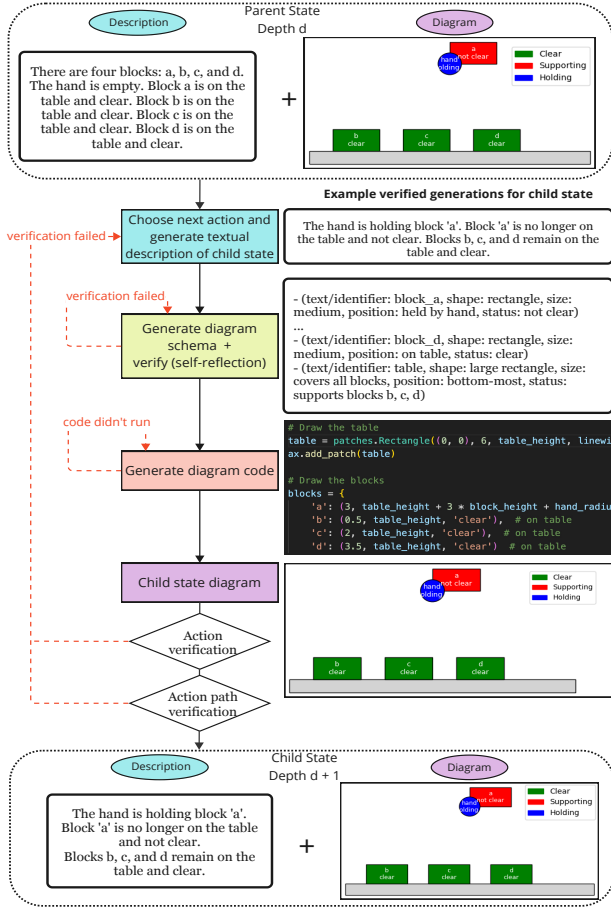


Figure 3. Child state generation pipeline: the LMM selects an action from the parent node, generates a diagram schema and then an executable diagram code, performs self-reflection and verifies that action chosen does not violate any constraints and action path is feasible (example generations are from Blocksworld domain).

states are expanded further. Additionally, we incorporate a backtracking mechanism to avoid incomplete searches, allowing the model to revisit previously validated nodes if all candidate states at a given depth fail verification.

Evaluations across multiple challenging PDDL planning domains demonstrate that our method substantially enhances GPT-4o’s combinatorial reasoning capabilities. On the widely studied Blocksworld domain, from Valmeekam et al. [52], our approach significantly improves GPT-4o’s accuracy from 35.5% to 90.2%. Importantly, we contribute a *new planning benchmark* on five additional complex planning domains — Floor Tiles, Parking, Tetris, Elevator, and Barman — with solution depths up to 40, our method consistently and significantly outperforms GPT-4o, which typically fails entirely (e.g., 0% vs. 36.7% in Floor Tiles, 0% vs. 40% in Tetris). Furthermore, our approach consistently surpasses the best-performing reasoning model, o1-preview [42], across all evaluated complex domains (e.g., 26.7% vs. 40% in Tetris), highlighting the effectiveness of conceptual diagrams as a complementary reasoning medium, enabling LMMs to reliably solve challenging combinatorial planning problems

that are otherwise beyond their capabilities, without requiring additional training or domain-specific engineering.

2. Method

We propose a zero-shot framework (starting from text-only problem instance description) enabling Large Multi-Modal Models (LMMs), eg., GPT-4o, to solve combinatorial planning problems. Our framework integrates textual reasoning with (self-created by the model) intermediate visual diagrams, built upon a structured *graph-of-thought* inference approach. Combinatorial planning problems [] involve finding a valid sequence of actions from an initial state s_0 to a goal state s_g , given a finite set of possible actions. Below, we detail our method following the stages illustrated in Fig. 1: starting from a textual description of the problem instance, (1) generating an initial domain-specific conceptual diagram, (2) visual graph-of-thought inference, (3) initial and goal state diagram generation (4) intermediate state generation pipeline, (5) inference optimizations (beam search and backtracking), and (6) search termination. Detailed prompts for all the steps are provided inside our code that is included an supplementary and would be released upon acceptance.

1. Generating Initial Conceptual Diagram for Domain.

See step 1 in Fig. 1. For each new planning domain, the LMM generates a domain-specific conceptual diagram that visually represents objects and their interactions using simple shapes, colors, and spatial arrangements. This is done entirely in a zero-shot manner, without manual engineering or external visual cues beyond the problem’s textual description. We begin by selecting a random instance from the domain and prompting the LMM to generate multiple candidate diagram schemas. The LMM then ranks these schemas based on how clearly they represent object positions and relationships, selecting the top-ranked one. Using this schema and the problem description, we generate multiple executable Matplotlib diagram codes to visualize the domain (Fig. 2). The LMM then ranks the rendered diagrams based on how effectively they visualize the spatial structure and relationships between objects. The highest-ranked diagram is chosen as the ‘example’ domain-specific conceptual diagram, and its code serves as a reference for generating the diagram code for the initial and goal states of all instances in the domain.

2. Visual Graph-of-Thought Inference.

See step 2 in Fig. 1. Our inference procedure decomposes reasoning into discrete steps, each represented as a node in a structured inference graph, inspired by Graph-of-Thought (GoT) [5]. With slight abuse of notation we denote by s_d an intermediate state at depth d of the graph, represented by a combination of: (i) textual description $T(s_d)$; (ii) a diagram $D(s_d)$; and (iii) the action path $A_{0:d}$ from the initial state s_0 . We iteratively expand the inference graph in a breadth-first search (BFS) [10] manner, expanding nodes on the same depth following the beam search strategy explained in (5) below. Through




Figure 4. Sequence of intermediate state diagrams in the correct chain, from the initial state to the found goal state, for an example instance of five evaluated domains: Blocksworld, Floor Tile, Elevator, Parking, and Tetris.

this inference graph, we simultaneously explore multiple chains of intermediate states toward the goal state.

3. Initial and Goal State Diagram Generation. See step 3 in Fig. 1. We begin the inference process by generating diagrams for the initial state s_0 and the goal state s_g of each instance, conditioned on the domain conceptual diagram code obtained in step 1. The LMM is instructed to strictly adhere to the representation of objects and their statuses as illustrated in the domain’s conceptual diagram, while accurately initializing the objects according to the specific instance in the diagram code.

4. Intermediate Child State Generation Pipeline. See step 4 in Fig. 1. From each parent state s_d , we sample $n = 4$ child states. W.l.o.g., next we describe the generation of a single such child state s_{d+1} (Fig. 3). At each node, the LMM first selects the next candidate action a_{d+1} , conditioned on the parent state s_d (which is represented by its diagram, textual description, and action path from initial state). We then generate the textual description $T(s_{d+1})$ of the resulting child state. The candidate action-state pair $(a_{d+1}, T(s_{d+1}))$ is compared to previously generated child states to verify uniqueness. If different, the LMM generates a s_{d+1} specific instance of the problem’s conceptual mapping $E(s_{d+1})$, which is a set of textual statements specifying shapes, sizes, positions, statuses (e.g., colors), and textual identifiers for each object in the state (see Fig. 3 for an example). The $E(s_{d+1})$ undergoes a self-reflection verification step

to ensure consistency with $T(s_{d+1})$ and accuracy with respect to a_{d+1} , if failed we regenerate it. Subsequently, Matplotlib code $C(s_{d+1})$ is generated conditioned on $E(s_{d+1})$, $T(s_{d+1})$, and two example diagram codes: the initial state diagram code $C(s_0)$ and the parent state diagram code $C(s_d)$. Code is re-generated if it fails to run. After successfully generating the child state diagram, we perform two additional action verification checks: (1) a local check that verifies the validity of the action a_{d+1} based solely on the diagrams and textual descriptions of the parent and child states (ensuring the action complies with domain constraints); and (2) a global check that verifies whether the entire action path $A_{0:d+1}$ remains feasible for reaching the goal state s_g . If either of these checks fails, the child state is marked as invalid.

5. Inference Optimizations: Beam Search and Backtracking. See steps 5 in Fig. 1. Applying Graph-of-Thought [5] to combinatorial planning problems via naively expanding all nodes (e.g., standard BFS) would result in exponential growth of the search tree [46]. To mitigate this, we employ two inference optimizations: *beam search* and *depth-wise backtracking*. Using a method inspired by beam search [35], we first expand all states at each depth d using BFS, generating up to N child states per state. The LMM then ranks all candidate child states at depth $d+1$ based on their proximity to the goal state s_g , selecting only the top $k = 4$ states for further expansion. This depth-wise ranking solves the exponential growth problem. Moreover, this ranking system resembles human problem-solving strategies, where

shallow state-specific heuristics are employed to estimate how close intermediate states are to the goal [6, 18, 45]. Additionally, we implement a depth-wise backtracking mechanism. If all candidate child states at a given depth fail verification, we backtrack to the deepest available ancestor nodes at depth d_{\max} and attempt new expansions. We allow up to $B = 2$ backtracking attempts to any given depth. If all B attempts at depth d_{\max} fail, we mark nodes at that depth as invalid and backtrack further to the next deepest available nodes at depth $d_{\max2}$, where $d_{\max2} < d_{\max}$.

6. Search Termination. See step 6 in Fig. 1. The inference process continues iteratively, expanding nodes depth-by-depth, until either the goal state s_g is reached or a predefined computational budget is exhausted. Specifically, we set two types of computational limits: (1) a maximum number of generated states (120 states for simpler Blocksworld instances, 450 states for more complex domains), and (2) a maximum depth limit (28 for simpler Blocksworld instances, 100 for other domains). These limits ensure computational efficiency in terms of inference time and API usage costs. If the goal state is not reached within these constraints, the search is marked as incomplete. The goal state verification is performed by the LMM, which compares the diagram and textual description of the current state against the description of the goal state and its diagram (generated in (3) above).

In summary, our method leverages structured visual reasoning, self-generated conceptual diagrams, and optimized graph-based inference strategies to efficiently solve combinatorial planning problems with an LMM. Each step of our pipeline is visually illustrated in Figures 1, 2, and 3.

3. Related Work

Multimodal Chain-of-Thought for Reasoning. Several recent works have explored integrating visual representations into reasoning processes for LLMs and LMMs. [26] equips multimodal models with drawing tools to generate intermediate sketches composed of lines and shapes, but primarily addresses single-step problems with only a single intermediate visualization per problem instance. Similarly, [56] generates visual aids for spatial reasoning, providing a single refined visualization per problem, which typically is an approximate of a high-fidelity illustration rather than a conceptual diagrams representing object interactions. Concurrent work, [59], generates visual and textual intermediate steps for planning tasks by conditioning multi-modal models on externally provided initial visual representations that supplement textual problem descriptions. Their approach iteratively generates intermediate textual and visual states, but the reliance on externally supplied initial visualizations could limit generality and applicability to unseen domains.

Our approach differs in several key aspects. First, our method autonomously generates the first conceptual diagram directly from textual problem descriptions, without relying

on external visual demonstrations or cues. Second, rather than producing a single visualization, our approach creates multiple chains of intermediate visual states, enabling parallel multi-hypothesis compositional reasoning through evolving diagrams. Third, our diagrams explicitly represent relationships between objects in a conceptual manner, rather than realistic or approximate visual depictions of the objects. Finally, our method operates in a zero-shot setting, capable of solving any problem expressible in PDDL format (very general, compatible with most planning problems) without prior visual examples or domain-specific visual guidance. These distinctions collectively enable a more generalizable and flexible form of diagrammatic reasoning, leading to significant performance gains.

Search and Verification Strategies for Enhanced LLM Reasoning. Recent methods improve reasoning in LLMs by structuring inference into explicit intermediate steps [29, 58] and employing search-based strategies over multiple reasoning paths [5, 11, 21, 57, 61]. For instance, Yao et al. [61] propose Tree-of-Thoughts (ToT), which extends CoT to explore a tree of reasoning paths, and Besta et al. [5] introduce Graph-of-Thoughts (GoT), which structures the reasoning process as a graph, enabling exploration and aggregation of intermediate reasoning steps. Other works utilize verification and refinement techniques, such as iterative self-reflection and feedback, to enhance reasoning accuracy [36, 43, 48]. Our approach builds upon these methods by integrating conceptual diagrams into intermediate reasoning steps. Moreover, as detailed in Section 2, we extend graph-based inference with beam search and depth-wise backtracking, significantly reducing the search space and improving performance on long-horizon planning tasks.

World Modeling and Planning with Language Models. Recent research explores planning and reasoning using LLMs by implicitly or explicitly constructing world models from textual descriptions [3, 13, 14, 27, 33, 55, 60]. For instance, Huang et al. [27] show that LLMs implicitly form textual world models for simple planning tasks, while other works explicitly represent states and transitions for structured reasoning [13, 33, 60]. Recent approaches also introduce explicit state-tracking, modeling entity relationships and transitions to enhance reasoning [14, 33, 55]. Our work extends these approaches by enabling LMMs to autonomously construct and reason with diagrammatic world models. Specifically, our method generates conceptual diagrams directly from textual problem descriptions, defining a visual schema of objects and their relationships through abstract shapes, colors, and spatial relationships. Subsequent diagram updates visually simulate action sequences, explicitly tracking object states and interactions. Compared to purely textual world modeling, our diagrammatic approach provides clearer and more accurate representations of spatial and relational information, significantly improving performance

Models	Claude 3.5 (Sonnet)	Claude 3 (Opus)	GPT-4o	GPT-4 Turbo	LLaMA 3.1 405B	Gemini 1.5 Pro	o1-preview	o1-mini	GPT4-o + Visual Thinking
One Shot	57.6%*	48.1%*	28.3%*	23%*	47.3%*	16.8%*	-	-	-
Zero Shot	54.8%*	59.3%*	35.5%*	40.1%*	62.6%*	23.8%*	97.8%*	56.6%*	90.2%

Table 1. Performance of different models in the Blocksworld domain. *Baseline numbers taken from [54]

on complex, multi-step planning tasks.

4. Evaluation

To evaluate the proposed approach we have conducted experiments 7 different planning problem domains, including the popular Blocksworld [20] and Blocksworld Hard [54]; as well as 5 new problem domains contributed in this work, prepared by us using a popular repository of PDDL planning problem domains [1].

4.1. Implementation Details

We evaluated our method using GPT-4o as the LMM, and o1-preview [42] and o1-mini [41] as baselines, all accessed via the OpenAI API. Baseline models solved instances in PDDL format using prompts from [54]. Plan correctness was determined with VAL [25]. Experiments ran on a machine with 96 Intel Xeon 5220R CPUs (4GHz, 71.5 MiB L3 cache). On this machine, processing each depth level took approximately 1 minute. Consequently, simpler Blocksworld instances typically took around 5–8 minutes per instance, which is comparable to the runtime of the o1-preview model. Our code is provided in the supplementary and would be released upon acceptance.

4.2. Datasets

Evaluated Domains. We evaluate our method on combinatorial planning problems [17] from the International Planning Competition (IPC) [2], expressed in PDDL format [38]. These problems are mostly NP-hard [20]. We evaluated our method on six domains, namely Blocksworld [20], and 5 other IPC domains: Floor Tile [23], Parking, Tetris [51], Elevator, and Barmen. For each domain, we generated instances using publicly available instance generators [1]. The Blocksworld domain involves stacking and unstacking blocks. We used the 500 simple instances in PlanBench [52] with 3-5 blocks and 30 additional hard instances with 10-20 blocks (same instance complexity as in [54]). The Floor Tile domain features robots painting tiles on a grid. We generated 30 PDDL instances for this domain with varying grid sizes (2-3 rows, 3-5 columns) and 1-2 robots. The Parking domain involves rearranging cars in curbs, with 30 instances using 4-5 curbs and 4-6 cars. The Tetris domain requires rearranging Tetris tiles on a grid, with 30 instances using (4×4) or (6×6) grids. Lastly, the Elevator domain simulates passenger transport in buildings, with 30 instances using 4-5 floors and 10-12 passengers. Refer to Fig. 4 a sequence of intermediate state diagrams in the correct chain for an example instance of a subset of evaluated domains.

Translating PDDL to Natural Language and Back. Our method operates entirely over natural language descriptions.

Thus, we first translate PDDL domains and instances into natural language. For domain translation, we use a manually engineered five-shot prompt containing translations of five different PDDL domains into natural language. For instance translation, we use a one-shot prompt containing a manually translated instance from the same domain. After solving the problem using our pipeline, we translate the resulting natural language action sequence back into PDDL using a one-shot prompt, which includes a random partial plan from the same domain along with its syntax-accurate translation to PDDL.

4.3. Results

Our main results are summarized in Tables 1 and 2. Table 1 compares the performance of our method (using GPT-4o as the LMM) on the popular, yet simpler Blocksworld planning domain [] against leading closed- and open-source models at the time of writing, including the specialized reasoning models o1-preview and o1-mini. Most baseline results are taken from [54]. Our approach significantly outperforms the base GPT-4o model by approximately 55%, achieving 90.2% accuracy, and outperforms all baselines, except for a slight disadvantage compared to the leading reasoning model, o1-preview (97.8%). We conjecture two reasons for o1-preview’s advantage: (i) the smaller problem size and shallow solution depth of simpler Blocksworld instances, and (ii) This planning domain is widely used, with many solved instances publicly available online, likely providing extensive exposure to o1 during its training.

This conjecture is supported by our results in Table 2, which evaluates performance on significantly larger and deeper Blocksworld (hard) instances, as well as five additional challenging domains derived from the IPC competition [2], where new harder instances are generated and solutions are not publicly available. In these more complex and unfamiliar domains, our method substantially outperforms all baselines, including o1-preview. For instance, in Blocksworld (hard), our method achieves 78% accuracy compared to only 23.65% by o1-preview. Similarly, our method consistently surpasses o1-preview across Floor Tiles, Parking, Tetris, Elevator, and Barman domains, demonstrating the robustness and generalizability of our structured visual reasoning approach.

Table 3 provides further insights into our method’s performance on these challenging domains. Despite significantly deeper solution paths (with average depths up to 24 actions per instance and up to 244 states generated per instance), our method successfully solves instances requiring as many as 36 sequential actions (Blocksworld hard). In contrast, GPT-4o alone achieves very low performance (less

Domain	GPT4o	o1-mini	o1-preview	GPT4-o + Visual Thinking
Blocksworld (hard)	0%	10%	23.65%	78%
Floor Tiles	0%	6.7%	23.3%	36.7%
Parking	3.3%	6.7%	36.7%	50%
Tetris	0%	3.33%	26.67%	40%
Elevator	0%	3.33%	33.3%	46.67%
Barman	0%	0%	13.3%	33.3%

Table 2. Performance of select models on various domains.

Analysis	Corrects	Incorrects	Incompletes	Avg Depth of Corrects	Max Depth of Corrects	Min Depth of Corrects	Avg Number of States Generated
Blocksworld (hard)	78%	10%	12%	20.15	36	18	177.7
Floor Tiles	36.7%	23.3%	40%	15.88	25	10	244
Parking	50%	40%	10%	9.6	29	2	149.1
Tetris	40%	60%	0%	6.45	11	4	46.24
Elevator	46.67%	43.33%	10%	20.89	26	16	160.30
Barman	33.33%	40%	26.67%	24.0	27	22	210.54

Table 3. Analysis of domains. ‘Corrects’: % instances with correct plans; ‘Incorrects’: % with incorrect plans; ‘Incompletes’: % terminated due to state budget; ‘Avg/Max/Min Depth of Corrects’: avg/max/min number of actions in correct plans; ‘Avg Number of States Generated’: avg states generated across all instance of the domain. ‘Corrects’ is our main metric.

Ablation	Corrects	Incorrects	Incompletes	Avg Depth of Corrects	Max Depth of Corrects	Avg Number of States Generated
GPT4-o + Visual Thinking	90.2%	6.4%	3.4%	10.07	28	38.89
No Diagram	58%	36%	6%	8.28	18	25.86
No Diagram Schema	72%	20%	8%	7.41	18	46.2
No Code Execution	24%	66%	10%	7.82	22	32.7
1-Branching Factor	52%	4%	44%	6.38	16	23.9
2-Branching Factor	70%	6%	24%	8.29	24	26.27
No Backtracking	62%	4%	34%	6.06	14	22.12
No Beam Search	72%	4%	24%	6.61	12	58.31

Table 4. Ablation Study Results. ‘Corrects’ is our main metric. See Tab. 3 for columns notation.

than 0-4%), highlighting its susceptibility to compounding errors in long-horizon compositional reasoning [15, 54]. Our structured visual reasoning approach, incorporating backtracking and verification steps, effectively mitigates these compounding errors, enabling more robust performance even in deep and complex planning problems.

The primary limitation of our method observed in these experiments is the number of incomplete searches (e.g., 40% incomplete in Floor Tiles, 26.67% in Barman) which arise due to the computational budget constraint set. Additionally, we note the method exhibits the highest incorrect rate (60%) on Tetris domain, primarily due to its inherently high branching factor (up to 24 possible actions per state) and complex action parameterization—each action can require up to 7 parameters detailing positions of all sub-tiles, compared to simpler domains like Blocksworld, where actions typically require only 1-2 parameters. Conversely, our largest performance

gain over o1-preview occurs in the Barman domain (33.3% vs. 13.3%), likely due to our diagrammatic representation efficiently capturing complex object relationships and high number of interactions, which are challenging to represent for purely textual reasoning models.

4.4. Ablation Studies

To systematically evaluate the contributions of different components of our proposed framework, we conducted ablation studies on 50 instances from the Blocksworld domain. We examined the impact of state diagrams, diagram schema, diagram code execution, different branching factors, and inference optimizations (beam search and backtracking). Table 4 summarizes the results of these experiments.

Impact of Various Components of State Diagram Generation. We first assessed the effectiveness of state diagrams by removing them entirely from the inference

pipeline ("No Diagram"). This resulted in a substantial performance drop from 90.2% to 58%, highlighting the critical role diagrams play in succinctly representing spatial and relational information. Additionally, the average solution depth of correctly solved instances decreased from 10.07 to 8.28, indicating that without diagrams, the model struggled to solve more complex instances requiring deeper reasoning.

In another experiment, we removed the diagram schema ("No Diagram Schema") from the child state generation pipeline, directly inferring diagram code from the textual description of the state. This caused performance to drop from 90.2% to 72%. Although less severe than removing diagrams entirely, this drop demonstrates that diagram schemas effectively highlight spatial information from the textual description, aiding accurate diagram generation.

Finally, we tested removing the rendered diagrams, providing only the executable Matplotlib code ("No Code Execution") when generating the next action. This resulted in the most significant performance drop (90.2% to 24%), even below the GPT-4 baseline (36%), clearly demonstrating that using the diagram code directly distracts the model and impairs reasoning. This also aligns with prior findings that extraneous details negatively impact model performance [34, 47]. These results reinforce the importance of diagrams as compact, intuitive representations that facilitate rapid perceptual inference and clear spatial reasoning [22, 30, 50]. Even though diagrams encode the same information as textual descriptions or code, it is the representation of information in a two-dimensional plane which significantly aids spatial understanding and inference.

Impact of Branching Factor. We next investigated the effect of branching factor of the inference graph (the number of candidate child states generated per state) on performance. Reducing the branching factor from 4 (our default) to 2 ("2-Branching Factor") decreased performance from 90.2% to 70%, primarily due to a significant increase in incomplete searches (24% vs. 3.4%). This suggests that the first two candidate states, that in our approach are generated at lower sampling temperatures, include less correct next states, and exploring the third or fourth candidates, generated at higher temperatures, is frequently necessary to find the correct solution path. Thus, reducing branching factor limits randomness and diversity in candidate generation, leading to more incomplete searches. Additionally, the average depth of correctly solved instances decreased from 10.07 to 8.29, indicating difficulty solving problems with deeper solution depths with fewer candidate states. Further reducing the branching factor to 1 ("1-Branching Factor"), effectively converting our graph-based inference into a chain-of-thought approach (with diagrams), caused performance to drop even further to 52%. Despite this significant drop, performance remained substantially higher than the GPT-4 baseline (36%), underscoring the value of diagrams in improving reasoning

performance of the LMM even without extensive search.

Impact of Inference Optimizations (Backtracking and Beam Search). Finally, we evaluated the importance of our inference optimizations (backtracking and beam search) on top of the graph-of-thought (with diagrams) approach. Removing backtracking ("No Backtracking") significantly reduced performance from 90.2% to 62%, primarily due to a large increase in incomplete searches (34% vs. 3.4%). This increase arises because the LMM verification steps occasionally produce false negatives, incorrectly invalidating correct states. Without backtracking, the model cannot recover from these errors, leading to incomplete searches as no valid nodes remain at the frontier of the inference graph to expand from. Similarly, removing beam search ("No Beam Search") reduced performance from 90.2% to 72%, again primarily due to increased incompletes (24% vs. 3.4%). However, unlike backtracking, incompletes here result from exponential growth in the search space, causing the model to exhaust its computational budget (maximum allowed number of states to generate) before reaching the goal state. Indeed, the average number of states generated increased significantly (58.31 vs. 38.89), highlighting beam search's critical role in efficiently managing combinatorial explosion. Both optimizations proved essential for solving deeper combinatorial problems, as evidenced by the reduced average depth of solved instances (6.61 without beam search, 6.06 without backtracking, vs. 10.07 of our full approach). These results demonstrate that backtracking and beam search are complementary and crucial optimizations for effectively solving complex combinatorial planning problems using graph-based inference.

5. Conclusion

Contributions. In this paper, we introduced a zero-shot framework enabling LMMs to robustly solve combinatorial planning problems by integrating textual reasoning with self-generated conceptual diagrams. Our key contributions include: (1) autonomously generating conceptual diagrams directly from textual descriptions; (2) structuring inference as a visual graph-of-thought with multiple chains of intermediate textual and diagrammatic representations; (3) employing beam search and depth-wise backtracking for efficient combinatorial search; and (4) significantly outperforming GPT-4o and the specialized reasoning model o1-preview across multiple challenging planning domains.

Future Work. Besides enhancing reasoning, our generated conceptual diagrams can directly benefit downstream tasks such as grounded video and image generation, where they can be used as explicit scene layouts which have shown to significantly improve quality [31, 32]. Our structured inference naturally produces accurate diagrams grounded in provided natural language constraints, offering a promising pathway toward fully automatic visual generation for complex, long-horizon tasks.

References

- [1] Pddl instance generators. 6
- [2] *Proceedings of the International Planning Competition*, 1998–Present. This citation refers to the proceedings and general information about the International Planning Competition (IPC). 6
- [3] Michael Ahn, Noah Brohan, Noah Brown, Yevgenii Chebotar, Omar Cortes, Byron David, Chelsea Du, Keerthana Duong, Sergey Edunov, Aáron Gomez, et al. Can language models learn from explanations in context? *arXiv preprint arXiv:2204.02329*, 2022. 5
- [4] Peter W Battaglia, Jessica B Hamrick, and Joshua B Tenenbaum. Simulation as an engine of physical scene understanding. *Proceedings of the national academy of sciences*, 110(45):18327–18332, 2013. 1
- [5] Maciej Besta, Nils Gerstenberger, Robert Rausch, Tim Fischer, Maximilian Lehmann, Kamil Podstawski, Christoph Huschenbett, Andreas Böttger, and Kristian Kersting. Graph of thoughts: Solving elaborate problems with large language models. 2023. 2, 3, 4, 5
- [6] Edward P Chronicle, James N MacGregor, Thomas C Ormerod, and Alistair H Burr. It looks easy! heuristics for combinatorial optimization problems. *The Quarterly Journal of Experimental Psychology*, 59(4):783–800, 2006. 5
- [7] Herbert H Clark. *Using language*. Cambridge university press, 1996. 1
- [8] Jean Clottes. *Cave art*. Phaidon Press, 2008. 2
- [9] Karl Cobbe, Vineet Kosaraju, Mohammad Bavarian, Mark Chen, Heewoo Jun, Lukasz Kaiser, Matthias Plappert, Jerry Tworek, Jacob Hilton, Reiichiro Nakano, Christopher Hesse, and John Schulman. Training verifiers to solve math word problems. *arXiv preprint arXiv:2110.14168*, 2021. 2
- [10] Thomas H Cormen, Charles E Leiserson, Ronald L Rivest, and Clifford Stein. *Introduction to algorithms*. MIT press, 3rd edition, 2009. Breadth-first search algorithm described in Chapter 22.2. 3
- [11] Antonia Creswell, Murray Shanahan, and Irina Higgins. Selection-inference: Exploiting large language models for interpretable logical reasoning. *arXiv preprint arXiv:2205.09712*, 2022. 5
- [12] Antoni Creswell, Lisa Weber, Yogesh Upadhyay, Nicholas Lampson, Jonathan Uesato, Pushmeet Kohli, and Rishabh Das. Selection-inference: Exploiting large language models for interpretable logical reasoning. In *Thirty-seventh Conference on Neural Information Processing Systems*, 2023. 2
- [13] Ishita Dasgupta, Karmanya Murugesan, Orion Jiang, Karthik Murthi, Michael Zhu, Cunjun Yang, Derek Wong, Sriram Banerjee, Antonin Raffin, Andy Zeng, et al. Collaborating with language models for embodied reasoning. *arXiv preprint arXiv:2207.05608*, 2022. 5
- [14] Danny Driess, Aakanksha Chowdhery, Josef Schrittwieser, Ferenc Laskin, Michael and, Ayzaan Shah, Carolina Castro, Nadine Clark, Omar Cortés, Fergal Aherne, et al. Palm-e: An embodied multimodal language model. *arXiv preprint arXiv:2303.03378*, 2023. 5
- [15] Nouha Dziri, Siddhartha Chaudhuri, Christopher D Manning, Percy Liang, and Tatsunori Hashimoto. Faith and fate: Limits of transformers on compositionality. In *International Conference on Machine Learning*, pages 10454–10481. PMLR, 2023. 2, 7
- [16] Dedre Gentner and Albert L Stevens. Mental models, psychology of. *International encyclopedia of the social & behavioral sciences*, pages 9609–9613, 2001. 1
- [17] Malik Ghallab, Maria Fox, Derek Long, David Smith, Anthony Cremers, and Jörg Hoffmann. *PDDL2. 2-the language for describing planners*. Yale University Department of Computer Science New Haven, CT, USA, 2004. 6
- [18] Gerd Gigerenzer and Daniel G Goldstein. Reasoning the fast and frugal way: Models of bounded rationality. *Psychological review*, 103(4):650, 1996. 5
- [19] Google AI. Gemini Multimodal [multimodal model], 2025. 2
- [20] Neelima Gupta and Dana S Nau. The complexity of blocks-world planning. *AAAI*, pages 640–646, 1991. Relevant sentence: "The complexity of blocks-world planning is examined in detail.". 6
- [21] Yifan Hao, Yujie Zhang, Yushi Li, Yuning Sun, Vlad Niculae, Yue Zou, Chen Liang, et al. Reasoning with language model prompting: A survey. *arXiv preprint arXiv:2212.09597*, 2023. 5
- [22] Mary Hegarty. Mechanical reasoning by mental simulation. *Trends in cognitive sciences*, 8(6):280–285, 2004. 1, 2, 8
- [23] Malte Helmert. Landmarks in planning. In *Principles of knowledge representation and reasoning*, pages 97–106, 2000. Relevant sentence: "Landmarks are propositions that must be true in every plan that solves a given planning problem.". 6
- [24] Dan Hendrycks, Collin Burns, Steven Basart, Andy Zou, Mantas Mazeika, Dawn Song, and Jacob Steinhardt. Measuring massive multitask language understanding. *Proceedings of the International Conference on Learning Representations (ICLR)*, 2021. 2
- [25] Richard Howey, Derek Long, and Maria Fox. Val: automatic plan validation, continuous effects and mixed initiative planning using pddl. In *Proceedings 16th IEEE International Conference on Tools with Artificial Intelligence*, pages 294–301. IEEE, 2004. 6
- [26] Yushi Hu, Weijia Shi, Xingyu Fu, Dan Roth, Mari Ostendorf, Luke Zettlemoyer, Noah A Smith, and Ranjay Krishna. Visual sketchpad: Sketching as a visual chain of thought for multimodal language models. *arXiv preprint arXiv:2406.09403*, 2024. 2, 5
- [27] Wenlong Huang, Fei Xia, Ayzaan Shah, Andy Zeng, Michael Janner, Sergey Levine, Chelsea Finn, Animesh Garg, Anca D Dragan, and Liwei Song. Language models as zero-shot planners: Extracting actionable knowledge for embodied agents. In *International Conference on Machine Learning*, pages 8844–8867. PMLR, 2022. 5
- [28] Philip Nicholas Johnson-Laird. *Mental models*. Harvard University Press, 1983. 1
- [29] Takeshi Kojima, Shixiang Sano, Hideaki Yan, Keizo Furukawa, Jun Sadaie, and Kunihiro Yanai. Large language models are zero-shot reasoners. In *Advances in neural information processing systems*, 2022. 5
- [30] Jill H Larkin and Herbert A Simon. Why a diagram is (sometimes) worth ten thousand words. *Cognitive science*, 11(1):65–99, 1987. 1, 2, 8

- [31] Long Lian, Boyi Li, Adam Yala, and Trevor Darrell. Llm-grounded diffusion: Enhancing prompt understanding of text-to-image diffusion models with large language models. *arXiv preprint arXiv:2305.13655*, 2023. 8
- [32] Long Lian, Baifeng Shi, Adam Yala, Trevor Darrell, and Boyi Li. Llm-grounded video diffusion models. *arXiv preprint arXiv:2309.17444*, 2023. 8
- [33] Keming Liu, Tianhua Zhang, Yujie Chen, Jia Gao, Wei Zhang, Xiang Zhou, Tao Jiang, Junsheng Wang, and Tie-Yan Chen. LLM+: Augmenting language models with explicit state representations. *arXiv preprint arXiv:2305.06975*, 2023. 5
- [34] Nelson F Liu, Kevin Shen, Keyulu Zhang, and Jian Tang. Lost in the middle: How language models use long contexts. *arXiv preprint arXiv:2307.03172*, 2023. 8
- [35] Bruce T Lowerre. The harpy speech recognition system. *Ph.D. Dissertation, Carnegie Mellon University*, 1976. Often cited as the origin of Beam Search, though the term "beam search" wasn't explicitly used in this dissertation. Lowerre describes a similar approach for reducing search space in speech recognition. 4
- [36] Aman Madaan, Prateek Khapra, Yulia Tsvetkov, and Ruslan Salakhutdinov. Self-refine: Iterative refinement with self-feedback. *arXiv preprint arXiv:2303.17651*, 2023. 5
- [37] Richard E Mayer. *Multimedia learning*. Cambridge university press, 2002. 1
- [38] Drew McDermott, Malik Ghallab, Adele Howe, Craig Knoblock, Ashwin Ram, Manuela Veloso, Daniel Weld, and David Wilkins. Pddl—the planning domain definition language. Technical Report TR-98-003/DCS TR-1165, Yale Center for Computational Vision and Control, 1998. 2, 6
- [39] OpenAI. Hello gpt-4o. 2
- [40] OpenAI. Gpt-4 technical report. *ArXiv*, abs/2303.08774, 2023. 2
- [41] OpenAI. Openai o1-mini, 2024. 6
- [42] OpenAI. Introducing openai o1-preview, 2024. 3, 6
- [43] Sreejan Kumar Paul, Michael Laskin, Kevin Chiang, Yi Jiang, Nan Du, Sergey Levine, Roger Grosse, Yuan Yao, et al. Refiner: Reasoning feedback on intermediate representations. *arXiv preprint arXiv:2304.01904*, 2023. 5
- [44] Steven Pinker and Paul Bloom. Natural language and natural selection. *Behavioral and Brain Sciences*, 13(4):707–727, 1990. 1
- [45] Zygmunt Pizlo and Zheng Li. Solving 756 combinatorial problems: The 15-puzzle. *Memory & cognition*, 33(6): 1069–1084, 2005. 5
- [46] Stuart J Russell and Peter Norvig. *Artificial intelligence: a modern approach*. Pearson Education, 3rd edition, 2010. Section 10.1.1: Complexity of Classical Planning. 4
- [47] Zheng Shi, Yujie Lu, and Albert G Schwing. Large language models can be easily distracted by irrelevant context. *arXiv preprint arXiv:2302.00093*, 2023. 8
- [48] Noah Shinn, Beck Labash, Ashwin Gopinath, Rohan Lee, Maarten Park, Eran Davidson, Denny Zhou, Quoc V Le Liang, and Ed Chi. Reflexion: Language agents with verbal reinforcement learning. *arXiv preprint arXiv:2303.11366*, 2023. 5
- [49] Michael Tomasello. *Origins of human communication*. MIT press, 2010. 1
- [50] Barbara Tversky. Visualizing thought. *Topics in cognitive science*, 3(1):159–185, 2011. 1, 2, 8
- [51] Mauro Vallati. Automated synthesis of tetris domains. In *Twenty-Ninth AAAI Conference on Artificial Intelligence*, 2015. Relevant sentence: "This paper presents an automated approach to synthesizing planning domain models for Tetris puzzles.". 6
- [52] Karthik Valmeekam, Matthew Marquez, Alberto Olmo, Sarath Sreedharan, and Subbarao Kambhampati. Planbench: An extensible benchmark for evaluating large language models on planning and reasoning about change. *Advances in Neural Information Processing Systems*, 36:38975–38987, 2023. 3, 6
- [53] Karthik Valmeekam, Raymond Nguyen, Quoc V Le, Lin Li, Nate Kushman, and Oleksandr Polozov. Planning with large language models for code generation. *arXiv preprint arXiv:2302.04761*, 2023. 2
- [54] Karthik Valmeekam, Kaya Stechly, Atharva Gundawar, and Subbarao Kambhampati. Planning in strawberry fields: Evaluating and improving the planning and scheduling capabilities of Llm o1. *arXiv preprint arXiv:2410.02162*, 2024. 6, 7
- [55] Guanzhi Wang, Yuqi Xie, Yunfan Jiang, Ajay Mandlekar, Chaowei Xiao, Yuke Zhu, Linxi Fan, and Anima Anandkumar. Voyager: An open-ended embodied agent with large language models. *arXiv preprint arXiv:2305.16291*, 2023. 5
- [56] Pan Wang, Yuchen Li, Jiaqi Liu, Xiaojun Wang, and William Yang Wang. Whiteboard of thought: A framework for llms to plan and reason with visual reminders. *arXiv preprint arXiv:2405.19448*, 2024. 2, 5
- [57] Xuezhi Wang, Jason Wei, Dale Schuurmans, Quoc V Le, Ed Chi, Denny Zhou, et al. Self-consistency improves chain of thought reasoning in language models. *arXiv preprint arXiv:2203.11171*, 2022. 5
- [58] Jason Wei, Denny Zhou, Quoc V Le, and Qu Zhou. Chain-of-thought prompting elicits reasoning in large language models. In *Advances in Neural Information Processing Systems*, pages 24824–24840, 2022. 5
- [59] Junyi Wu, Yunfan Jiang, Guanzhi Wang, Yuheng Zhao, Ajay Mandlekar, Anima Anandkumar, Linxi Fan, and Yuke Zhu. Imagine while reasoning in space: Multimodal visualization-of-thought. 2024. 2, 5
- [60] Shunyu Yao, Yuhao Zhao, Yi Geng, Angeliki Lazaridou, Karthik Grosse, Yuan Cao, John Langford, Denny Zhou, Hal Daume III, et al. React: Synergizing reasoning and acting in language models. In *Advances in Neural Information Processing Systems*, 2022. 5
- [61] Shunyu Yao, Dian Yu, Jeffrey Zhao, et al. Tree of thought: Deliberate problem solving with large language models. In *Advances in Neural Information Processing Systems*, pages 478–494, 2023. 2, 5
- [62] Yuning Zhong, Ruixiang Ding, Omid Gheini, Predrag Bosnic, David Dohan, Nadav Sag, Ben Zhang, Lin Wang, Yizhong Yilmaz, et al. Gpqa: A benchmark for evaluating general-purpose question answering capabilities of large language models. *arXiv preprint arXiv:2305.12479*, 2023. 2

Visualizing Thought: Conceptual Diagrams Enable Robust Planning in LMMs

Supplementary Material