

Quantum-enhanced quickest change detection of transmission loss

Saikat Guha^(1,2), Tiju Cherian John⁽²⁾ and Prithwish Basu⁽³⁾

⁽¹⁾*Department of Electrical and Computer Engineering, University of Maryland, College Park MD*

⁽²⁾*Wyant College of Optical Sciences, University of Arizona, Tucson, AZ and*

⁽³⁾*RTX BBN Technologies, Cambridge MA*

A sudden increase of loss in an optical communications channel can be caused by a malicious wiretapper, or for a benign reason such as inclement weather in a free-space channel or an unintentional bend in an optical fiber. We show that adding a small amount of squeezing to bright phase-modulated coherent-state pulses can dramatically increase the homodyne detection receiver's sensitivity to change detection in channel loss, without affecting the communications rate. We further show that augmenting blocks of n pulses of a coherent-state codeword with weak continuous-variable entanglement generated by splitting squeezed vacuum pulses in a temporal n -mode equal splitter progressively enhances this change-detection sensitivity as n increases; the aforesaid squeezed-light augmentation being the $n = 1$ special case. For n high enough, an arbitrarily small amount of quantum-augmented photons per pulse diminishes the change-detection latency by the inverse of the pre-detection channel loss. This superadditivity-like phenomenon in the entanglement-augmented relative entropy rate, which quantifies the latency of change-point detection, may find other uses. We discuss the quantum limit of quickest change detection and a receiver that achieves it, tradeoffs between continuous and discrete-variable quantum augmentation, and the broad problem of joint classical-and-quantum communications and channel-change-detection that our study opens up.

Introduction—Active fiber monitoring methods, e.g., optical time-domain reflectometry (OTDR) [1] have been investigated at length, for detecting and preventing wiretapping intrusion or to nullify the significance of information tapped in optical communication channels [2]. Physical-layer security [3] and attack detection [4] methods have been studied extensively for all-optical networks. In recent years, drawing upon the security proofs of weak-coherent-state based quantum key distribution (QKD), tap detection schemes have been devised that rely on insertion of pilot tones into classical communications signaling [5]. Concurrently, it has been long known that squeezed light can be more sensitive than classical laser light (coherent-state) as a probe for estimating an unknown loss in optical propagation [6, 7], for distinguishing between two prior-known values of loss, e.g., for optical reading from a disk [8], and for communicating classical information over a lossy optical channel [9].

Here we propose a readily-realizable scheme for bolstering a coherent-detection optical communication system to detect a sudden increase in channel loss. The simplest instance of our protocol augments bright laser-light phase-modulated pulses of a communications codeword by tiny amounts of squeezing. An advanced version of our protocol sprinkles weak multi-mode continuous-variable entanglement, generated by splitting a squeezed vacuum pulse in a temporal multi-mode splitter [10], across a block of bright modulated laser pulses. Using the theory of *quickest change detection* (QCD), we show that a vanishingly small quantum energy, added to the bright classical pulses, using our entanglement-based method, leads to a sharp decrease in the latency with which the receiver can identify a sudden increase in the channel loss for a given time-to-false-alarm. The maximum drop in latency afforded by our quantum-augmentation scheme is by a factor that is the inverse of the pre-change loss.

Quickest change detection—The simplest version of the change-point-detection problem goes as follows [11]. Alice is handing i.i.d. copies of random variables X_i , $1 \leq i \leq k$, to Bob, where k is a running discrete time index. For $i \in \{1, \dots, n_c - 1\}$, Alice picks each copy of X_i from distribution $P_1(x)$, whereas for $i \in \{n_c, \dots, k\}$, she picks X_i i.i.d. from $P_2(x)$. We assume that distributions $P_1(x)$ and $P_2(x)$ are known to Bob. Bob's task is to detect the change point n_c as quickly and as accurately as possible. The cumulative sum (CUSUM) algorithm proceeds as follows. Bob calculates the CUSUM $S[k] = \sum_{n=1}^k l[n]$ of the log-likelihood ratio $l[n] = \log[P_2(X_n)/P_1(X_n)]$ and the decision function $G[k] = \max_{1 \leq n_c \leq k} \sum_{n=n_c}^k l[n]$. The *maximum likelihood* (ML) estimate of the change-point, $\hat{n}_c = \operatorname{argmax}_{1 \leq n_c \leq k} \sum_{n=n_c}^k l[n] = \operatorname{argmin}_{1 \leq n_c \leq k} S[n_c - 1]$ is the time following the current minimum of the CUSUM. The first time $G[k] > h$, Bob declares a change indeed occurred and records $k \rightarrow n_d$, as the time when a change was detected. This is called the generalized likelihood ratio test. The latency of change-point detection $\tau = n_d - n_c$ quantifies how quickly Bob catches the change (at a level of confidence quantified by h) after the change occurred. The minimum time to false alarm $\gamma(h)$ is the expected value of n_d when no change actually occurred (i.e., $n_c = \infty$). The aforesaid CUSUM algorithm achieves the optimum value of the worst-case latency [12],

$$\tau_{\min} \sim \frac{\log \gamma(h)}{S(P_2||P_1)}, \quad (1)$$

where $S(P_2||P_1) = \int P_2(x) \log[P_2(x)/P_1(x)] dx$ is the Kullback-Leibler divergence, or *classical relative entropy* (CRE) between probability distributions P_2 and P_1 .

Baseline problem setup—Alice is using a pulsed laser transmitter to emit a steady stream of coherent-state pulses $|\alpha\rangle^{\otimes k}$, with $\alpha \in \mathbb{R}$ and mean photon num-

ber per pulse, α^2 , which upon traversal through a lossy channel, are each detected by homodyne detection at the receiver. We assume that the transmissivity of the channel—possibly including any out-coupling losses at the transmitter and detection inefficiency of the receiver—is η_1 , and known to Bob. At an unknown time n_c , $1 \leq n_c \leq k$, the channel's transmissivity drops to $\eta_2 = \eta_1 \eta_{\text{tap}}$, e.g., due to the appearance of a malicious wiretap. Let us assume that Bob also knows η_{tap} , and hence η_2 , which is simple to relax. The homodyne detection receiver produces a k -vector $\mathbf{X} = \{X_1, X_2, \dots, X_k\}$ of i.i.d. Gaussian-distributed random variables $X_i \sim \mathcal{N}(\sqrt{\eta_j} \alpha, 1/4)$, where $j = 1$ pre-change ($i < n_c$) and $j = 2$ post-change ($i \geq n_c$). The $1/4$ is the quantum limited variance of local-oscillator shot-noise limited homodyne detection [13]. We will denote the mean photon number per pulse for the classical baseline case described above, $\alpha^2 \equiv N + N_a$. $N_a \ll N$ is a small-signal contribution to the mean energy per pulse, insignificant for the classical case, but included for a fair comparison with the quantum-augmented cases discussed below where the N_a photons are quantum. The classical relative entropy between the post-change distribution $P_2 \sim \mathcal{N}(\sqrt{\eta_2} \alpha, 1/4)$ and the pre-change distribution $P_1 \sim \mathcal{N}(\sqrt{\eta_1} \alpha, 1/4)$ of the homodyne output, $S(P_2||P_1) \equiv S^{(0)}$, is given by:

$$S^{(0)} = 2(N + N_a)(\sqrt{\eta_2} - \sqrt{\eta_1})^2 \equiv S_c(N, N_a, \eta_1, \eta_2), \quad (2)$$

and $\gamma(h)$, the average run length (ARL), i.e., the expected value of the first value of k when $G[k]$ exceeds h , is given by the solution of Fredholm integral equations as described by Page [11], a numerical approximation of which was given by Goel and Wu [14]. Appendix E describes our ARL computation for numerical examples.

Squeezing-augmented transmitter—The first quantum-augmented transmitter we consider is the squeezing-augmented transmitter, where each transmitted pulse is a displaced squeezed state $|\alpha; r\rangle = D(\alpha)|0; r\rangle$, with $\alpha^2 = N$ photon equivalent of classical coherent energy and $\sinh^2(r) = N_a \ll N$ quantum photon energy per pulse. This can be generated by applying phase-space displacements on squeezed vacuum pulses, e.g., either by mixing a squeezed vacuum pulse $|0; r\rangle$ with a strong coherent state $|\alpha/\sqrt{1-\kappa}\rangle$ on a highly transmissive beam-splitter of transmissivity $\kappa \approx 1$, or by seeding the input facet of the nonlinear crystal used to generate squeezed vacuum via parametric downconversion by a laser-light signal at the downconverted center frequency. Assuming real-quadrature squeezing, and that at the output of the lossy channel the homodyne-detection receiver's local oscillator is aligned with the squeezed quadrature, the homodyne output is a k -vector $\mathbf{X} = \{X_1, X_2, \dots, X_k\}$ of i.i.d. Gaussian-distributed random variables $X_i \sim \mathcal{N}(\sqrt{\eta_j} \alpha, v_j)$, with $v_j = [\eta_j e^{-2r} + (1-\eta_j)]/4$, where $j = 1$ pre-change ($i < n_c$) and $j = 2$ post-change ($i \geq n_c$). The classical relative entropy $S(P_2||P_1) \equiv S^{(1)}$ is given by,

$$S^{(1)} = \frac{(v_2/v_1) - \log(v_2/v_1) - 1}{2} + \frac{N(\sqrt{\eta_2} - \sqrt{\eta_1})^2}{2v_1}. \quad (3)$$

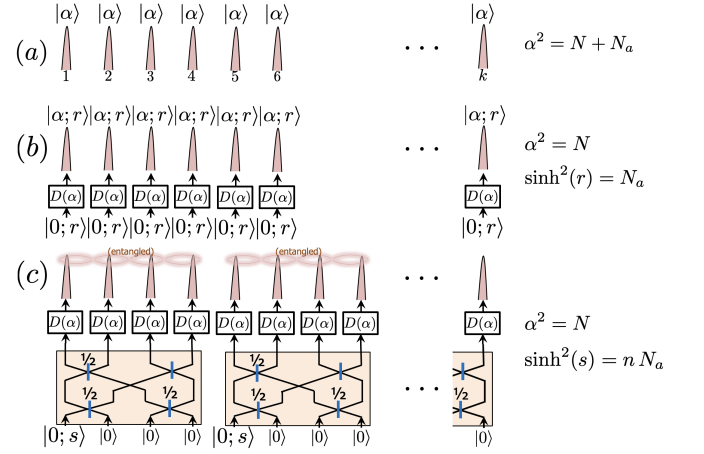


Figure 1. (a) Identical laser-light pulses of amplitude α , $\alpha \in \mathbb{R}$ (i.e., tensor product of coherent states $|\alpha\rangle^{\otimes k}$), each of mean photon number $|\alpha|^2 \equiv N + N_a$, $N_a \ll N$. (b) Identical squeezing-augmented laser-light pulses, a.k.a. displaced squeezed states of light, $|\alpha; r\rangle^{\otimes k}$, where $|\alpha|^2 \equiv N \gg N_a \equiv \sinh^2(r)$, i.e., the energy attributable to squeezing (N_a) is much less compared to the photon energy in the coherent amplitude (N). (c) Blocks of n laser-light pulses $|\alpha\rangle^{\otimes n}$, each with mean photon number $N = |\alpha|^2$ are augmented by a continuous variable (CV) entangled state, generated by splitting a squeezed-vacuum pulse of mean photon number nN_a in an n -mode equal splitter, such that the photon energy attributable to quantum augmentation, per pulse, is $N_a \ll N$.

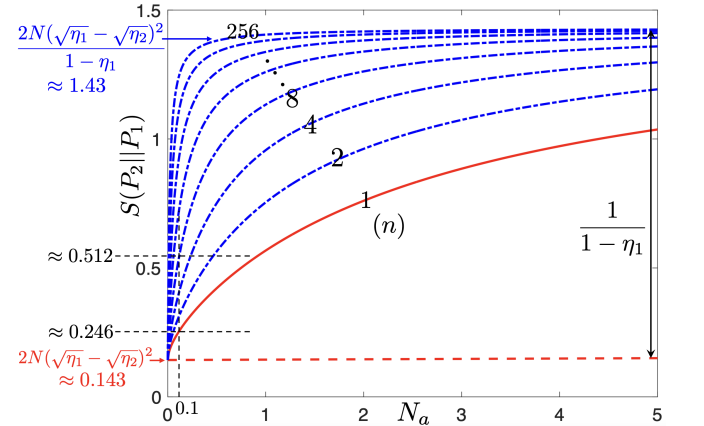


Figure 2. Relative entropy $S(P_2||P_1)$ between the post-change and pre-change distributions at the homodyne-detection receiver's output, per detected pulse, as a function of $N_a \in [0, 5]$ photons, for $N = 100$ photons, $\eta_1 = 0.9$ and $\eta_2 = 0.85$, for the: (a) classical baseline (red-dashed), (b) squeezing-augmented (red solid), and (c) entanglement-augmented (blue dash-dotted plots, $n = 2, 4, \dots, 256$) transmitters.

We plot $S^{(1)}$ (red solid plot) and $S^{(0)}$ (red dashed plot) in Fig. 2 for $N = 100$ photons, $\eta_1 = 0.9$ and $\eta_2 = 0.85$, as a function of $N_a \in [0, 5]$ photons. The first thing we note is that $\partial S^{(1)}/\partial N_a = \infty$ at $N_a = 0$ (see Appendix A), which is in sharp contrast to $\partial S^{(0)}/\partial N_a = 2(\sqrt{\eta_2} - \sqrt{\eta_1})^2$. For $N_a = 0.1$ (which corresponds to

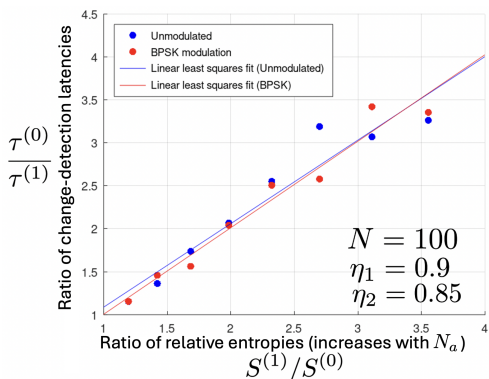


Figure 3. Monte-Carlo plot of factor-of-improvement of detection latencies, $\tau^{(0)}/\tau^{(1)}$, as a function of $S^{(1)}/S^{(0)}$ (for ARL, $\gamma = 2$ million held constant for both) shows a 1 : 1 correlation, as expected [11]. The parameters chosen for the simulation: $N = 100$, $N_a \in (0.01, 1]$, $\eta_1 = 0.9$, $\eta_2 = 0.85$, $n_c = 1000$, and all the simulations are run until $k = 5000$.

$r \approx 0.31$, i.e., $10 \log_{10}(e^{2r}) \approx 2.7$ dB of squeezing), squeezing-augmentation affords ~ 1.72 fold increase in $S(P_2|P_1)$, which would translate to roughly 1.72 fold reduction in the latency of detecting a sudden change in the channel's initial transmissivity of 0.9, if we were to pick the CUSUM thresholds h_0 and h_1 for the two cases (classical-baseline and squeezing-augmented), such that the ARL to false alarm in the event of no change, $\gamma = \gamma_0(h_0) = \gamma_1(h_1)$ is held the same for the two cases. In Fig. 3, we show a Monte-Carlo scatter plot (see blue dots) of the ratios of the simulated detection latencies, τ_0/τ_1 , for the classical (unaugmented) versus the squeezing-augmented cases, plotted as a function of the relative-entropy ratios $S^{(1)}/S^{(0)}$, for $N = 100$, $N_a \in (0.01, 1]$, $\eta_1 = 0.9$, and $\eta_2 = 0.85$. The true change occurs at time step $n_c = 1000$, and all simulations are run until $k = 5000$ timesteps. The CUSUM thresholds h_0 and h_1 are chosen such that the ARL, $\gamma = 2$ million (time steps) for both cases. As expected from Eq. (1), we see that the slope of the scatter plot is roughly 1. Next, we note from Eq. 3 that $\lim_{N_a \rightarrow \infty} S^{(1)} = ((1 - \eta_2)/(1 - \eta_1)) + 2N(\sqrt{\eta_2} - \sqrt{\eta_1})^2/(1 - \eta_1)$, which shows that the maximum factor of improvement possible to be had is roughly $1/(1 - \eta_1)$ (assuming the contribution of the $((1 - \eta_2)/(1 - \eta_1))$ term is small compared to the term proportional to N). In the example for Fig. 2, $1/(1 - \eta_1) = 10$. There is however diminishing return to adding squeezing. Since $S^{(0)}$ increases linearly with N_a and $S^{(1)}$ saturates at $2N(\sqrt{\eta_2} - \sqrt{\eta_1})^2/(1 - \eta_1)$, when $N_a > N_{a,\text{th}}$, $S^{(1)} < S^{(0)}$, i.e., squeezing augmentation does not help for comparable-energy classical transmission, where $N_{a,\text{th}} \approx N\eta_1/(1 - \eta_1)$ (see Appendix A for derivation).

Entanglement-augmented transmitter—Next, we consider the entanglement-augmented transmission scheme sketched in Fig. 1(c). Blocks of n coherent state pulses, $|\alpha\rangle^{\otimes n}$, each with mean photon number $N = |\alpha|^2$, are aug-

mented by a continuous variable entangled state generated by splitting a squeezed-vacuum pulse $|0; s\rangle$ of mean photon number $nN_a = \sinh^2(s)$ in an n -mode equal splitter, such as the Hadamard unitary [15] realized using the temporal-mode Green Machine [10]. So, just like for the squeezing-augmented transmission discussed earlier, the photon energy attributable to quantum augmentation, per pulse, is N_a , and as before we will assume $N_a \ll N$. After lossy transmission (with pre-change and post-change transmissivities η_1 and η_2 respectively), each pulse is detected via a homodyne detection receiver. Each successive n -block of the homodyne output $\mathbf{X}_1^n \equiv \{X_1, \dots, X_n\}$ is a correlated uniform-symmetric Gaussian random vector with means and covariances (see Appendix B2 for derivations) given by:

$$E[X_l] = \sqrt{\eta_j} \alpha, \forall l, \quad (4)$$

$$E[\Delta_l^2] = \eta_j \left(\frac{e^{-2r} + n - 1}{4n} \right) + \frac{1 - \eta_j}{4}, \forall l, \text{ and } (5)$$

$$E[\Delta_l \Delta_m] = \eta_j \left(\frac{e^{-2r} - 1}{4n} \right), \forall (l, m), \quad (6)$$

where $\Delta_k = X_k - E[X_k]$, $k = 1, 2, \dots, n$, $j = 1$ pre-change ($i < n_c$), and $j = 2$ post-change ($i \geq n_c$). The relative entropy, calculated on a per-pulse basis for fair comparison with the previous cases, $S^{(n)} \equiv S(P_2(\mathbf{X}_1^n) || P_1(\mathbf{X}_1^n))/n$, where $S(P_2(\mathbf{X}_1^n) || P_1(\mathbf{X}_1^n)) = \frac{1}{2} \left[\text{Tr}(K_1^{-1} K_2) - \ln \frac{|K_2|}{|K_1|} - n \right] + \frac{1}{2} (u_2 - u_1) K_1^{-1} (u_2 - u_1)^T$, where K_j are the covariance matrices of the Gaussian distributions $P_j(\mathbf{x}) = P[\mathbf{X}_1^n = \mathbf{x}]$, $j = 1$ and 2 , $P_j(\mathbf{x}) = \frac{1}{(2\pi)^{n/2} |K_j|^{1/2}} \exp \left[-\frac{1}{2} (\mathbf{x} - u_j) K_j^{-1} (\mathbf{x} - u_j)^T \right]$, with all n entries of the mean vector u_j being $E[X_l]$ from Eq. (4) while the diagonal and off-diagonal entries of the n -by- n covariance matrix K_j are given by $E[X_l^2]$ and $E[X_l X_m]$ from Eqs. (5) and (6) respectively.

We plot $S^{(n)}$ (blue dash-dotted plots) for $n = 2, 4, 8, \dots, 256$ in Fig. 2 for $N = 100$ photons, $\eta_1 = 0.9$ and $\eta_2 = 0.85$, as a function of $N_a \in [0, 5]$ photons. Not only is $\partial S^{(n)}/\partial N_a = \infty$ at $N_a = 0$, $\forall n \geq 1$, the increase of $S^{(n)}$ from the classical value $S^{(0)} = 2N(\sqrt{\eta_2} - \sqrt{\eta_1})^2$ to the maximum afforded by squeezing-augmented transmission becomes progressively sharper as n increases. In other words, adding an infinitesimally small amount of quantum-augmented photons to bright coherent-state pulses can yield up to a factor of $1/(1 - \eta_1)$ reduction in the change-detection latency. One practical caveat to this result is that for a given N_a , as the entanglement block-length n increases, the needed dB-squeezing of the initial squeezer, $10 \log_{10}(e^{2s})$ increases. In Fig. 4, we see that with this initial squeezing held fixed, the $n = 2$ entanglement-augmented transmitter outperforms all others. One might argue however that one could generate the n -mode entanglement using multiple squeezers and temporal multi-mode mixing [10], much like the output state of Gaussian Boson Sampling [16], rather than using a single squeezer. Whether such a strategy helps reduce the needed squeezing per squeezer while achieving

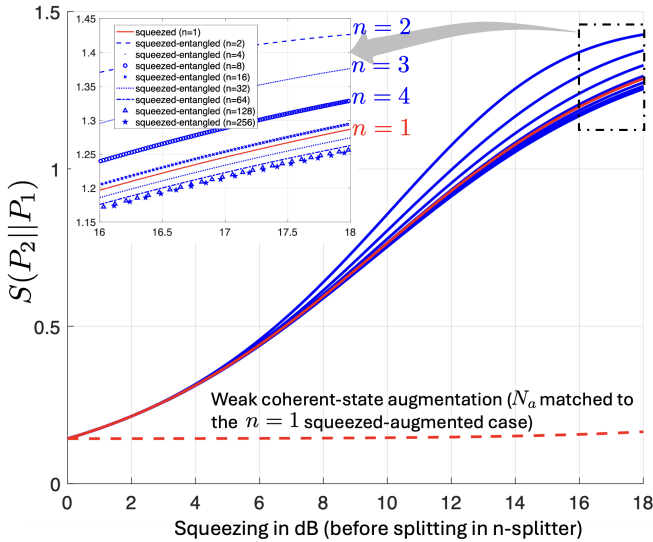


Figure 4. The plot of $S(P_2||P_1)$ with respect to $10 \log_{10}(e^{2s})$, the dB-squeezing of the seed squeezed-light source, used to generate the n -mode entanglement state. With s held fixed, the $n = 2$ case is seen to outperform all others.

performance at or above $S^{(n)}$ is left open.

Joint communications and change-detection—Let us now revisit all the cases discussed above (classical, squeezing-augmented, and entanglement-augmented), but instead of the small-signal N_a quantum photons riding on N -photon fixed-amplitude coherent states $|\alpha\rangle$, $|\alpha|^2 = N$, we will consider the exact same quantum augmentations but on a train of binary-phase-shift-keying (BPSK) modulated coherent states formed of pulses excited in coherent states $|\alpha\rangle$ or $|\alpha\rangle$. With no augmentation, homodyne detection yields a BPSK Additive White Gaussian Noise (AWGN) channel. The Shannon capacity of this binary-discrete-input continuous-output channel is given by $C_{\text{BPSK-AWGN}} = \int_{-\infty}^{\infty} P(x|\xi = 1) \log_2[2P(x|\xi = 1)/(P(x|\xi = 1) + P(x|\xi = -1))] dx = 1 - \int_{-\infty}^{\infty} P(x|\xi = 1) \log_2(1 + e^{-2x/\sigma^2}) dx$ bits per pulse, where $P(x|\xi = 1) = (1/\sqrt{2\pi}\sigma)e^{-(x-1)^2/2\sigma^2}$, $\sigma^2 = 1/(4\eta N)$, and $\xi = \pm 1$ correspond to the phase of the received coherent state at the output of the lossy channel of transmissivity η . There is a vast literature on capacity-approaching error correction codes for this channel, of the convolutional-turbo families, using soft-information-passing decoders [17]. Since the homodyne-detection receiver's output can be re-utilized for quickest change-detection (for all the quantum-augmentation schemes studied above), it is simple to intuit that—especially when the signal-to-noise ratio (SNR) of the AWGN channel $4\eta N$ is high, such that the symbol-error probability is low at the receiver—hence the phase of the transmitted coherent state is correctly detected—almost all the conclusions in quantum-enhanced change detection presented thus far should prevail without affecting the channel capacity, since $N_a \ll N$ means the AWGN channel's

SNR is minimally altered. To demonstrate this empirically, in our simulated CUSUM results shown in Fig. 3, we included the case of BPSK modulation with squeezing augmentation (red data points). Here, the CUSUM algorithm uses the pre- and post-change distributions to be $(P(x|\xi = 1) + P(x|\xi = -1))/2$ with σ^2 taken as $1/(4\eta_1 N)$ versus $1/(4\eta_2 N)$ respectively, instead of taking the pre- and post-change distributions to be $P(x|\xi = 1)$ as done for the unmodulated case. It is hard to discern any difference visually between the scatter plots of the blue (unmodulated) and the red (modulated) data points. Appendix B 1 shows a schematic of how our proposed entanglement-augmented communications transceiver could be built for BPSK-modulated laser communications using the temporal-mode Green Machine [10].

More generally, for the task of joint communications and quickest change detection of channel characteristics (such as transmission loss, or noise), the transmitter's optimal choice of the ensemble and distribution of quantum states to encode information, versus the optimal choice of the ensemble and distribution of quantum states at the transmitter for minimum-latency change-detection may not be the same. It was recently shown, for the setting of the classical AWGN channel, that one can outperform the strategy of time-sharing between the respective-optimal strategies for the two tasks [18]. Evaluating the fundamental information-theoretic tradeoff for (classical and/or quantum) communications capacity and change-detection of loss, over a bosonic channel, and the development of modulation, coding and receiver strategies for that, is a topic ripe for future research.

Quantum limit of quickest change detection—Let us consider the baseline case of unmodulated coherent state transmission, $|\alpha\rangle^{\otimes k}$, with $\alpha^2 = N + N_a$. The *quantum relative entropy* (QRE) between the post-change state $|\sqrt{\eta_2}\alpha\rangle$ and the pre-change state $|\sqrt{\eta_1}\alpha\rangle$ at the channel output—which gives the ultimate limit of change detection latency [19]—equals infinity, since both are pure states. This suggests the existence of a receiver such that the classical relative entropy (CRE), $S(P_2||P_1) = \infty$, where P_1 and P_2 are the pre- and post-change probability distributions at the output of that receiver; which would thereby achieve instantaneous change detection, per the CUSUM theory. The receiver that achieves this happens to be the Kennedy Receiver, which was proposed in the context of binary state discrimination [20]. The receiver applies a phase-space displacement $D(-\sqrt{\eta_1}\alpha)$ to each received pulse followed by single-photon detection. The pre-change state, after the displacement, incident on the detector is therefore vacuum, $|0\rangle$, whereas the post-change state is $|(\sqrt{\eta_2} - \sqrt{\eta_1})\alpha\rangle$. The binary-valued output distributions, where 'click' $\equiv 0$ and 'no-click' $\equiv 1$, are given by: $P_1[0] = 1$, $P_1[1] = 0$; and $P_2[0] = \exp(-(\sqrt{\eta_2} - \sqrt{\eta_1})^2(N + N_a))$, $P_2[1] = 1 - P_2[0]$. The CRE, $S(P_2||P_1) = P_2[0] \log[P_2[0]/P_1[0]] + P_2[1] \log[P_2[1]/P_1[1]]$ clearly equals infinity (due to the second term) and hence equals the QRE.

One might thus wonder, since there already exists a

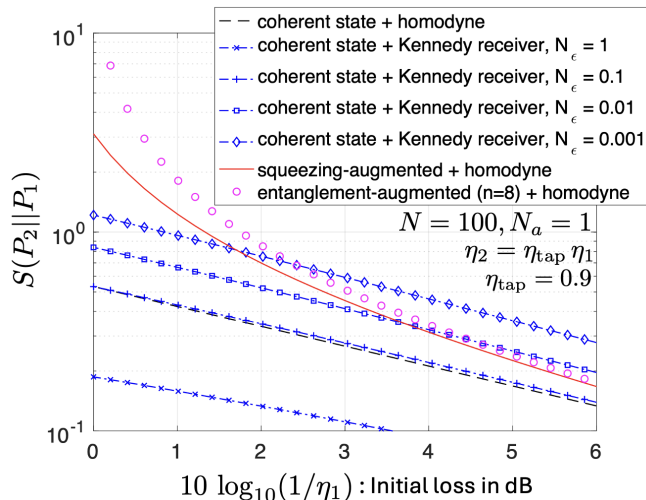


Figure 5. The plot of CRE, $S(P_2||P_1)$ with respect to $10 \log_{10}(1/\eta_1)$, the pre-change channel loss in dB. An ideal Kennedy receiver (i.e., with $N_\epsilon = 0$ residual photons after nulling) achieves CRE = ∞ , but its performance is very sensitive to nulling accuracy. To achieve perfect nulling, the Kennedy receiver’s local oscillator needs to be exactly amplitude-matched with the received pulses, whereas the Homodyne detection receiver’s local oscillator just needs to be much stronger than the amplitude of the received pulses.

physically-realizable receiver that achieves infinite CRE with coherent state transmission (with no quantum augmentation), why one should bother with the quantum augmentations described earlier in this paper. The answer lies in the practical difficulty in achieving a phase-space displacement $D(-\sqrt{\eta_1}\alpha)$ precisely in the amount $\sqrt{\eta_1}\alpha$ because it is hard to obtain a precise amplitude reference of the received pulses, making it difficult to achieve exact nulling, i.e., displacing the pre-change received pulses exactly to vacuum, $|0\rangle$. The CRE achieved by the Kennedy receiver is extremely sensitive to the nulling accuracy, making this infinite-CRE result practically unattainable. An amplitude-estimation error results in the pre-change received pulse, after the displacement, to be a small-amplitude coherent state $|\epsilon\rangle$, with $N_\epsilon = |\epsilon|^2$ residual photons after nulling, whereas the post-change state after the displacement becomes $|(\sqrt{\eta_2} - \sqrt{\eta_1})\alpha - \epsilon\rangle$. In Fig. 5 we plot the CRE $S(P_2||P_1)$ as a function of the pre-change transmissivity η_1 in dB, for the coherent state transmitter (un-augmented), paired with either a homodyne detection receiver (black dashed), or with the Kennedy receiver (blue dash-dotted with markers) for a few different N_ϵ values. We see that for 101-photon coherent state pulses ($N = 100, N_a = 1$), the Kennedy receiver needs to achieve $N_\epsilon < 0.1$ residual photons post nulling, to outperform Homodyne detection, and that its CRE increases towards infinity as $N_\epsilon \rightarrow 0$, but extremely slowly. On the other hand, the quantum-augmented

protocols—squeezing-augmented ($n = 1$, red plot) and entanglement-augmented ($n = 8$ shown, magenta plot with circle markers)—with $N = 100$ photon coherent state pulses and $N_a = 1$ mean quantum photon per pulse, paired with homodyne detection, achieves a robust CRE boost over coherent state transmission paired with homodyne detection, for low pre-change channel losses.

Conclusions and outlook—We presented a protocol wherein spreading a very small amount of continuous-variable entanglement across blocks of bright modulated laser-light pulses, when paired with a homodyne detection receiver at the output of a lossy channel, dramatically increases the sensitivity of detecting a sudden drop in the channel’s loss, without affecting the (classical) communications performance. We showed that an ideal Kennedy receiver can in principle attain instantaneous change detection even with no quantum augmentation of the laser-light pulses, but that its performance is extremely sensitive to the receiver’s nulling accuracy, limiting its practical utility. We expect this change-detection performance of the Kennedy receiver to extend to noisy coherent states, e.g., for transmission over a channel with thermal noise, as in binary state discrimination [21]. We expect our results to extend to high-order modulation alphabets paired with heterodyne detection. In Appendix C, we discuss single-photon augmentation of coherent state pulses. A more thorough future study of discrete-variable non-Gaussian quantum augmentations would be interesting. It is also of interest to consider the scenario when there are no (base) strong coherent state pulses on which the quantum-augmented photons would ride (i.e., $N = 0, N_a > 0$). In other words, change detection of channel loss is the only relevant task with no underlying data communications. In this setting, a pulsed single-photon source paired with a single photon detector outperforms a coherent-state source paired with homodyne detection. This naturally extends to a scenario of joint *quantum* communications (using dual-rail single-photon-qubit modulation) and change detection (see Appendix D). Finally, the problem of evaluating the optimum tradeoff of the (classical and/or quantum [22]) communications rate and quantum-augmented quickest change detection of the channel’s loss, and associated optimal transceiver-code-receiver combinations is left open as an interesting avenue for future research.

ACKNOWLEDGMENTS

This research was supported by the DARPA Quantum Augmented Networks (QuANET) Program. The views, opinions and findings expressed are those of the authors and should not be interpreted as representing the official views or policies of the DoD or the U.S. Government.

-
- [1] H. K. Shim, K. Y. Cho, Y. Takushima, and Y. C. Chung, *Opt. Express* **20**, 4921 (2012).
- [2] M. Zafar Iqbal, H. Fathallah, and N. Belhadj, in *8th International Conference on High-capacity Optical Networks and Emerging Technologies* (IEEE, 2011) pp. 164–168.
- [3] M. P. Fok, Z. Wang, Y. Deng, and P. R. Prucnal, *IEEE Trans. Inf. Forensics Secur.* **6**, 725 (2011).
- [4] M. Medard, S. R. Chinn, and P. Saengudomlert, in *OFC '98. Optical Fiber Communication Conference and Exhibit. Technical Digest. Conference Edition. 1998 OSA Technical Digest Series Vol.2 (IEEE Cat. No.98CH36177)* (Opt. Soc. America, 2002) pp. 272–273.
- [5] Y. Gong, R. Kumar, A. Wonfor, S. Ren, R. V. Penty, and I. H. White, *Light Sci. Appl.* **9**, 170 (2020).
- [6] A. Monras and M. G. A. Paris, *Phys. Rev. Lett.* **98**, 160401 (2007).
- [7] Z. Gong, N. Rodriguez, C. N. Gagatsos, S. Guha, and B. A. Bash, *IEEE J. Sel. Top. Signal Process.* **17**, 473 (2023).
- [8] S. Pirandola, *Phys. Rev. Lett.* **106**, 090504 (2011).
- [9] J. Shapiro, H. Yuen, and A. Mata, *IEEE Trans. Inf. Theory* **25**, 179 (1979).
- [10] C. Cui, J. Postlewaite, B. N. Saif, L. Fan, and S. Guha, *arXiv preprint arXiv* (2023).
- [11] E. S. Page, *Biometrika* **44**, 248 (1957).
- [12] G. Lorden, *Ann. Math. Stat.* **42**, 1897 (1971).
- [13] Incorporating excess noise, such as stemming from electronic noise or local oscillator intensity fluctuations causing excess noise due to imperfect common mode rejection ratio (CMRR) of homodyne detection, results in qualitative changes to results presented herein, but are not important for the main message of the paper.
- [14] A. L. Goel and S. M. Wu, *Technometrics* **13**, 221 (1971).
- [15] S. Guha, *Phys. Rev. Lett.* (2011).
- [16] C. S. Hamilton, R. Kruse, L. Sansoni, S. Barkhofen, C. Silberhorn, and I. Jex, *Phys. Rev. Lett.* **119**, 170501 (2017).
- [17] S. Huettinger and J. Huber, *IEEE Trans. Commun.* **54**, 1251 (2006).
- [18] D. Seo and S. H. Lim, (2024), *arXiv:2401.12499 [cs.IT]*.
- [19] M. Fanizza, C. Hirche, and J. Calsamiglia, (2022), *arXiv:2208.03265 [quant-ph]*.
- [20] R. S. Kennedy, Research Laboratory of Electronics, MIT, *Quarterly Progress Report* **108**, 219 (1973).
- [21] A. Jagannathan, M. Grace, O. Brasher, J. H. Shapiro, S. Guha, and J. L. Habif, *Phys. Rev. A* **105**, 032446 (2022).
- [22] M. M. Wilde, P. Hayden, and S. Guha, *Phys. Rev. Lett.* **108**, 140501 (2012).
- [23] M. Takeoka and M. Sasaki, *Phys. Rev. A* **78**, 022320 (2008).
- [24] S. Guha, J. L. Habif, and M. Takeoka, in *2010 IEEE International Symposium on Information Theory* (IEEE, 2010) pp. 2038–2042.
- [25] J. Chen, J. L. Habif, Z. Dutton, R. Lazarus, and S. Guha, *Nat. Photonics* **6**, 374 (2012).
- [26] Note that in the convention used in this paper the Fourier transform of a distribution μ on the real line is given by integrating the function e^{-itx} with respect to $\mu(dx)$.
- [27] Perfect nulling is hard to achieve by the Kennedy re-

ceiver since it requires not only acquiring a phase reference to the received pulses (much like homodyne detection does, e.g., using an optical phase-locked loop), but it also requires obtaining a precise amplitude reference to the received pulses. Further, the intuition behind why the Kennedy receiver gives a performance boost over homodyne detection even in the absence of perfect nulling is similar to why the Kennedy receiver is seen to perform well even for noisy coherent states [21] and that over-nulling Kennedy-style receivers do better both for BPSK state discrimination [23] as well as for demodulating pulse position modulation (PPM) [24, 25].

[28] L.-M. Duan and H. J. Kimble, *Phys. Rev. Lett.* **92**, 127902 (2004).

[29] C. H. Bennett and G. Brassard, *Theor. Comput. Sci.* **560**, 7 (2014).

Appendix A: Squeezing-augmented transmitter

1. Generation of squeezing-augmented BPSK-modulated codewords

Fig. 6 shows a schematic of one way of how our proposed squeezing-augmented BPSK coherent communications transceiver system could be built. We encode the message to be transmitted over the channel using a binary code and generate the corresponding modulated coherent-state BPSK codewords. Each pulse has a (large) mean photon number $N/(1-\kappa)$, for κ taken to be very close to 1 (such as 0.99). We mix pulses of this train of strong-energy coded-modulated BPSK pulses with squeezed-vacuum pulses each of mean photon number N_a , on a κ -transmissivity beam splitter. This results in generating our desired train of coded-modulated squeezing-augmented BPSK pulses (displaced squeezed states $|\alpha; r\rangle$ or $|- \alpha; r\rangle$), each with mean photon number $\approx N + N_a$, which is then sent over the lossy communication channel. Another way to generate this sequence of binary-phase-modulated displaced squeezed-state pulses would be to seed the input facet of the nonlinear crystal used to generate the squeezed-vacuum pulses (e.g., via spontaneous parametric downconversion) with BPSK modulated laser-light pulses at the squeezed frequency, which would result in generating BPSK-modulated displaced squeezed pulses (rather than squeezed-vacuum pulses), directly. The homodyne detection receiver at the output serves two purposes—decoding the transmitted message, and detection of a sudden change in the channel’s transmissivity (quicker than it would be possible without the quantum augmentation).

2. Derivative of $S^{(1)}$ at $N_a = 0$

The derivative $\partial S^{(1)}/\partial N_a$ is given by $(\partial S^{(1)}/\partial r)/(\partial N_a/\partial r)$, where $N_a = \sinh^2(r)$. Using

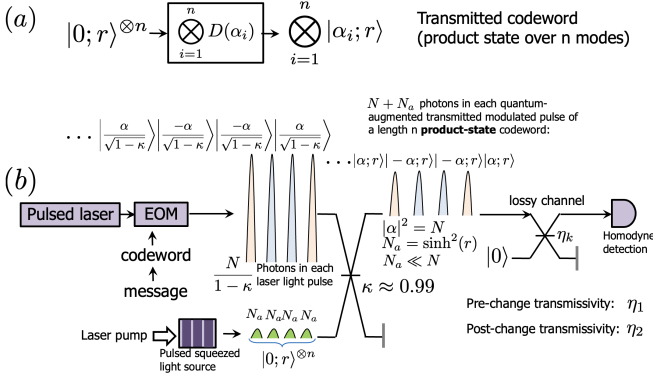


Figure 6. Transmitter generating squeezing-augmented coded-BPSK-modulated laser-light pulses. Also shown is homodyne detection at receiver, at the output of a lossy channel.

$\partial N_a / \partial r = 2 \sinh(r) \cosh(r)$, and the expression of $S^{(1)}$ from Eq. (3), it is simple to evaluate the following:

$$\frac{\partial S^{(1)}}{\partial N_a} = \frac{e^{-2r} (2\eta_1 N (\sqrt{\eta_2} - \sqrt{\eta_1})^2 + 4v_2 \eta_1 - 4v_1 \eta_2)}{(4v_1)^2 \sinh(r) \cosh(r)}, \quad (\text{A1})$$

where $v_j = [\eta_j e^{-2r} + (1 - \eta_j)]/4$, $j = 1$ or 2 . At $N_a = 0$ (i.e., $r = 0$), $v_1 = v_2 = 1/4$, resulting in $(\partial S^{(1)} / \partial N_a)|_{N_a=0} = (2\eta_1 N (\sqrt{\eta_2} - \sqrt{\eta_1})^2 + \eta_1 - \eta_2) / \sinh(r)|_{r=0}$, which is ∞ at $r = 0$. This is in sharp contrast with $\partial S^{(0)} / \partial N_a = 2(\sqrt{\eta_2} - \sqrt{\eta_1})^2$ for the classical case, and explains the sharp increase in the relative entropy (and hence the sharp decrease in the change-detection latency) when a tiny amount of squeezing-augmentation is used. Interestingly, this infinite derivative of $S^{(1)}$ with respect to N_a is independent of N , and hence would work even for bright laser-light modulation deployed in standard optical communications networks.

3. Threshold N_a above which squeezing augmentation does not outperform classical baseline

When N is large, the second term in the expression of $S^{(1)}$ in Eq. (3) proportional to N dominates; so we will ignore the first term in Eq. (3) for this phenomenological derivation of the threshold. Further, we are interested in the high- N_a , therefore high- r regime for the purposes of this appendix. Therefore, we will assume:

$$S^{(1)} \approx \frac{2N(\sqrt{\eta_2} - \sqrt{\eta_1})^2}{1 - \eta_1}, \quad (\text{A2})$$

whereas

$$S^{(0)} = 2(N + N_a)(\sqrt{\eta_2} - \sqrt{\eta_1})^2. \quad (\text{A3})$$

squeezing augmentation does not help for comparable-energy classical transmission for $N_a > N_{a,\text{th}}$, where $N_{a,\text{th}} \approx N\eta_1/(1 - \eta_1)$. Since we are assuming N is large for the purposes of this derivation, and since we know

that the high- η_1 regime is where squeezing augmentation would provide the most value, $N_{a,\text{th}}$ would typically be too high anyway for it to correspond to reasonable single-mode squeezing. For example, for $N = 100$ and $\eta_1 = 0.9$, $N_{a,\text{th}} = 900$, which corresponds to roughly 35 dB of squeezing, which is well beyond anything that can be practically generated. This ascertains that the regime where squeezing augmentation helps is the small-signal quantum augmentation regime, i.e., $N_a \ll N$.

Appendix B: Continuous-variable entanglement augmented transmitter

1. Generation of entanglement-augmented BPSK-modulated codewords

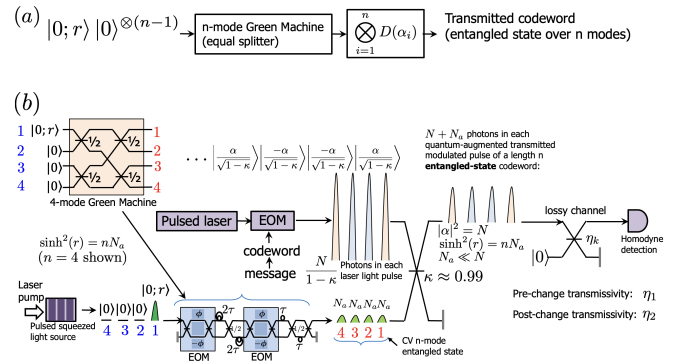


Figure 7. Transmitter generating entanglement-augmented coded-BPSK-modulated laser-light pulses. Also shown is homodyne detection at receiver, at the output of a lossy channel.

Fig. 7 shows a schematic of how our proposed entanglement-augmented communications transmitter system could be built. We generate blocks of n -mode continuous-variable entangled states over n pulse slots by passing a train of squeezed vacuum pulses $|0; s\rangle$ (with $\sinh^2(s) = nN_a$)—generated at an n -fold-lower repetition rate compared to the intended repetition rate of the modulated communications pulses—through the temporal-mode Green Machine [10]. In parallel, we generate the modulated coherent-state BPSK codewords, for the transmitted raw bit sequence and our choice of the error correction code, but with each pulse having a (large) mean photon number $N/(1 - \kappa)$, for κ taken to be very close to 1 (such as 0.99). We then mix consecutive blocks of n pulses of this train of strong-energy coded-modulated BPSK pulses with blocks of n entangled pulses at the output of the Green Machine, on a κ -transmissivity beam splitter. This results in generating our desired train of coded-modulated entanglement-augmented BPSK pulses, each with mean photon number $\approx N + N_a$, which is then sent over the lossy communication channel. The homodyne detection receiver at the output serves two purposes—decoding the transmitted

message, and detection of a sudden change in the channel's transmissivity (quicker than it would be possible without the quantum augmentation).

2. Derivation of the statistics of the homodyne-receiver output

We describe the n -mode case of the entanglement-augmented transmitter in this section. We will assume augmenting unmodulated coherent states for simplicity of exposition. We will consider the n -mode Hadamard unitary for the derivation, also known as the *Green Machine* [15]. Since the Green machine acts on 2^k -modes, for $k \in \mathbb{Z}$ we take $n = 2^k$ for the analysis in this Appendix. However, we could equally well use the complex-valued-Hadamard linear-optical unitary, which exists for all n , or for that matter any equal-power linear-optical n -splitter.

Figure 8 shows our setting. Now we set out to prove

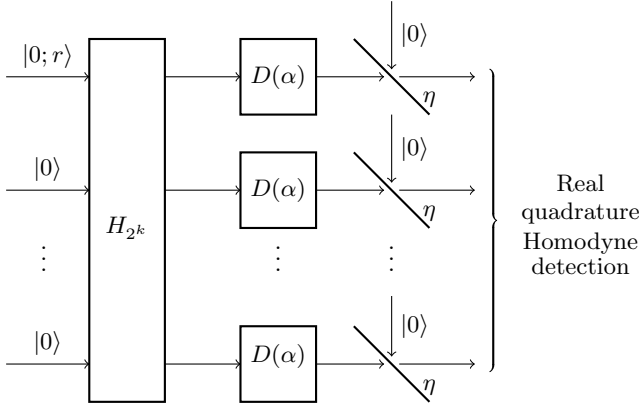


Figure 8. $n = 2^k$ -mode entanglement-augmented transmitter

Equations (4)–(6). Let $\hat{\rho}$ be the state at the output of the lossy channel with transmissivity η . Note that the mean of the real quadrature Homodyne detection is the real part of the mean of the state being measured. Also, the

$$\begin{aligned}
 V &:= H_{2^k} V_{2^k} H_{2^k}^T \\
 &= \frac{1}{2^{k+2}} \begin{bmatrix} e^{-2r} + 2^k - 1 & 0 & e^{-2r} - 1 & 0 & e^{-2r} - 1 & 0 & e^{-2r} - 1 & 0 \\ 0 & e^{2r} + 2^k - 1 & 0 & e^{2r} - 1 & 0 & 0 & \dots & e^{2r} - 1 \\ e^{-2r} - 1 & 0 & e^{-2r} + 2^k - 1 & 0 & e^{-2r} - 1 & 0 & \dots & 0 \\ \vdots & \vdots & \vdots & \vdots & \vdots & \vdots & \vdots & \vdots \\ 0 & e^{2r} - 1 & 0 & e^{2r} - 1 & 0 & 0 & \dots & e^{2r} + 2^k - 1 \end{bmatrix}. \quad (\text{B2})
 \end{aligned}$$

We prove B2 using induction. To use induction, note first that, when $k = 0$,

$$H_1 V_1 H_1^T = V_1,$$

satisfies the claim. Now assume that the claim is true for

second moments of the real quadrature Homodyne detection outputs are exactly the same as the $q_l q_l$ and $q_l q_m$ covariances of the state being measured. In other words, if X_l denotes the random variable of the l -th real quadrature Homodyne detection (i.e., measurement of the l -th momentum operator \hat{q}_l), $l = 1, 2, \dots, n$, then the mean and covariances of X_l and X_m are given by

$$\begin{aligned}
 E[X_l] &= \Re(\text{Tr}(\hat{\rho} \hat{q}_l)), \\
 E[\Delta_l^2] &= \text{Tr}(\hat{\rho}(\hat{q}_l - \text{Tr}(\hat{\rho} \hat{q}_l))^2), \quad \text{and} \quad (\text{B1}) \\
 E[\Delta_l \Delta_m] &= \text{Tr}(\hat{\rho}(\hat{q}_l - \text{Tr}(\hat{\rho} \hat{q}_l))(\hat{q}_m - \text{Tr}(\hat{\rho} \hat{q}_m))),
 \end{aligned}$$

where $\Delta_l = X_l - E[X_l]$, $l = 1, 2, \dots, n$. Since α is a real number to prove (4)–(6), it is enough to show that the state at the output of the pure loss channel with transmissivity η has;

1. mean given by $\sqrt{\eta}\alpha$ in each mode; and
2. the covariance matrix has its entries given by $\frac{e^{-2r} + n - 1}{4n}$ at the $\hat{q}_l \hat{q}_l$ -positions, and $\frac{e^{-2r} - 1}{4n}$ at $\hat{q}_l \hat{q}_m$ -positions, $j, k = 1, \dots, n$ and $j \neq k$.

The proof of 1 is easy because the mean of the state at the input of the pure loss channel is α at each mode. Now we prove 2 using mathematical induction on k . Let $V_1 = \frac{1}{4} \begin{bmatrix} e^{-2r} & 0 \\ 0 & e^{2r} \end{bmatrix}$, the covariance matrix of the squeezed vacuum state $|0, r\rangle$, with the convention $\hbar = \frac{1}{2}$. Now for $k > 0$, let

$$V_{2^k} = V_{2^{k-1}} \oplus \frac{1}{4} I_{2^k},$$

a $2^{k+1} \times 2^{k+1}$ matrix, which is the covariance matrix of the state $|0, r\rangle \otimes |0\rangle^{\otimes 2^k - 1}$. Now let $H_1 = \begin{bmatrix} 1 & 0 \\ 0 & 1 \end{bmatrix}$ and for $k > 0$, let

$$H_{2^k} = \frac{1}{\sqrt{2}} \begin{bmatrix} H_{2^{k-1}} & H_{2^{k-1}} \\ H_{2^{k-1}} & -H_{2^{k-1}} \end{bmatrix},$$

a $2^{k+1} \times 2^{k+1}$ orthogonal matrix, which is the real form of the k -th Hadamard unitary matrix. We claim that

$k - 1$, for some $k > 0$, now we will prove that the claim

is true for k . We have, by definition,

$$\begin{aligned} & H_{2^k} V_{2^k} H_{2^k}^T \\ &= \frac{1}{2} \begin{bmatrix} H_{2^{k-1}} V_{2^{k-1}} H_{2^{k-1}}^T + \frac{1}{4} I_{2^k} & H_{2^{k-1}} V_{2^{k-1}} H_{2^{k-1}}^T - \frac{1}{4} I_{2^k} \\ H_{2^{k-1}} V_{2^{k-1}} H_{2^{k-1}}^T - \frac{1}{4} I_{2^k} & H_{2^{k-1}} V_{2^{k-1}} H_{2^{k-1}}^T + \frac{1}{4} I_{2^k} \end{bmatrix}. \end{aligned}$$

By the induction hypothesis, the diagonal entries of the matrix $H_{2^{k-1}} V_{2^{k-1}} H_{2^{k-1}}^T$ are $\frac{1}{2^{k+1}} (e^{-2r} + 2^{k-1} - 1)$ and $\frac{1}{2^{k+1}} (e^{2r} + 2^{k-1} - 1)$ at $q_j q_j$ (odd) and $p_j p_j$ (even) positions respectively, and the non-diagonal entries are $\frac{1}{2^{k+1}} (e^{-2r} - 1)$, $\frac{1}{2^{k+1}} (e^{2r} - 1)$ and 0, respectively, for $q_j q_k$, $p_j p_k$, and $q_j p_k$ (and $p_k q_j$) entries with $j \neq k$. Now, the claim is proved for k by noticing that (i) the non-diagonal entries of $H_{2^{k-1}} V_{2^{k-1}} H_{2^{k-1}}^T \pm \frac{1}{4} I_{2^k}$ are the same as those of $H_{2^{k-1}} V_{2^{k-1}} H_{2^{k-1}}^T$; and (ii) the equalities

$$\begin{aligned} \frac{1}{2} \left[\frac{e^{\pm 2r} + 2^{k-1} - 1}{2^{k+1}} + \frac{1}{4} \right] &= \frac{e^{\pm 2r} + 2^k - 1}{2^{k+2}} \\ &= \frac{e^{\pm 2r} + n - 1}{4n} \\ \frac{1}{2} \left[\frac{e^{\pm 2r} + 2^{k-1} - 1}{2^{k+1}} - \frac{1}{4} \right] &= \frac{e^{\pm 2r} - 1}{2^{k+2}} \\ &= \frac{e^{\pm 2r} - 1}{4n} \end{aligned}$$

hold.

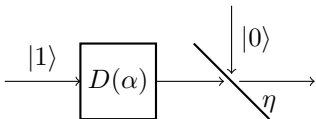
If a state with mean vector $\boldsymbol{\alpha} = (\alpha_1, \dots, \alpha_{2^k})$ and covariance matrix given by (B2) is transmitted through a lossy channel with a vacuum environment and transmissivity η , then the mean vector of the state at the output is $\sqrt{\eta} \boldsymbol{\alpha}$ and the covariance matrix at the output is

$$\frac{1 - \eta}{4} + \eta V,$$

where V is as in Equation (B2). As we discussed in Equation (B1) this proves (4)-(6).

Appendix C: Discrete-variable single-photon quantum augmentation

In this section, we will consider augmenting each (bright) coherent state pulse with a one-photon Fock state (i.e., $N_a = 1$), by displacing the Fock state $|1\rangle$ by $D(\alpha)$. For the BPSK modulated transmitter, displacements of $D(\alpha)$ or $D(-\alpha)$ would be applied to a train of single photon pulses. First, let us calculate the output probability distribution of the homodyne detection receiver after lossy transmission of the state $D(\alpha)|1\rangle$ through a pure-loss channel of transmissivity η .



Let $|\psi\rangle$ denote the state at the output of the pure loss channel with input state $D(\alpha)|1\rangle$, $\alpha \in \mathbb{R}$. Then the state $\hat{\rho}$ at the output is given by $\hat{\rho} = \text{Tr}_2|\psi\rangle\langle\psi|$, where

$$|\psi\rangle := [\Gamma(U_\eta)D(\alpha) \otimes D(0)]|1, 0\rangle. \quad (\text{C1})$$

The Fourier transform [26] of the outcome distribution of the real quadrature Homodyne detection is given by:

$$\begin{aligned} \chi(t) &= \text{Tr} \left[(\text{Tr}_2|\psi\rangle\langle\psi|) D\left(\frac{-it}{2}\right) \right] \\ &= \langle\psi|D\left(\frac{-it}{2}\right) \otimes D(0)|\psi\rangle \\ &= \langle 1, 0|D\left(\begin{bmatrix} \alpha \\ 0 \end{bmatrix}\right)^\dagger \Gamma(U_\eta)^\dagger D\left(\begin{bmatrix} -it \\ 0 \end{bmatrix}\right) \\ &\quad \times \Gamma(U_\eta)D\left(\begin{bmatrix} \alpha \\ 0 \end{bmatrix}\right)|1, 0\rangle. \end{aligned}$$

Since $\Gamma(U_\eta)^\dagger D\left(\begin{bmatrix} -it \\ 0 \end{bmatrix}\right) \Gamma(U_\eta) = D\left(\begin{bmatrix} \frac{-it\sqrt{\eta}}{2} \\ \frac{-it\sqrt{1-\eta}}{2} \end{bmatrix}\right)$, we now have:

$$\begin{aligned} \chi(t) &= \exp\{-it\sqrt{\eta}\alpha\} \langle 1|D\left(\frac{-it\sqrt{\eta}}{2}\right)|1\rangle \\ &\quad \times \langle 0|D\left(\frac{-it\sqrt{1-\eta}}{2}\right)|0\rangle \\ &= \exp\{-it\sqrt{\eta}\alpha\} \exp\left\{\frac{-t^2\eta}{8}\right\} \\ &\quad \times \left(1 - \frac{t^2\eta}{4}\right) \exp\left\{\frac{-t^2(1-\eta)}{8}\right\} \\ &= \left(1 - \frac{t^2\eta}{4}\right) \exp\left\{-it\sqrt{\eta}\alpha - \frac{t^2}{8}\right\}. \end{aligned}$$

Hence, the probability density function $p(t)$ of the output distribution is obtained by applying the inverse Fourier transform to $\chi(t)$. Thus, we have:

$$\begin{aligned} p(x) &:= \sqrt{\frac{2}{\pi}} e^{-2(x-\alpha\sqrt{\eta})^2} (4\alpha^2\eta^2 + \eta(4x^2 - 1) \\ &\quad - 8\alpha\eta^{3/2}x + 1), \end{aligned} \quad (\text{C2})$$

for all $x \in \mathbb{R}$.

Using this distribution, we numerically calculate the CRE $S(P_2||P_1)$ for the discrete-variable (DV) augmentation scheme described above, and plot the CRE as a function of the pre-change loss in dB, in Fig. 9(a). All the plots assume $N = 100$ and $N_a = 1$. The receiver is homodyne detection for all four plots. We assume $\eta_{\text{tap}} = 0.944$, such that for $\eta_1 = 0.9$, we have $\eta_2 = 0.85$ —the values assumed for the simulated detection latencies plotted in Fig. 9(b). At $\eta_1 = 0.9$, the ratio of the CREs for the single-photon augmented case (blue hexagon markers in Fig. 9(a)) and the un-augmented coherent-state case (black dashed plot in Fig. 9(a)) is $0.2063/0.1443 \approx 1.43$. In Fig. 9(b), we plot the change-detection latency τ as

a function of the amount of squeezing (in dB) added per coherent-state pulse (for the squeezing-augmented transmitter). The purple and cyan markers correspond to simulation runs for the un-augmented case without and with BPSK modulation imprinted on the coherent state pulses, respectively. The black dashed line is the simulated change-detection latency for the discrete-variable (DV) augmented transmitter. The ratio of the change-detection latency is roughly $68/48 \approx 1.42$, which matches the aforementioned CRE ratio. The red and green markers in Fig. 9(b) correspond to random simulation runs for the squeezing-augmented case without and with BPSK modulation on the coherent amplitudes of the pulses, respectively. Change detection latency τ decreases with increasing squeezing, as expected. For the continuous-variable (CV) squeezing-augmented transmitter's performance to match the DV single-photon-augmented transmitter's performance, the squeezing value needed $r_{\text{th}} \approx 0.21$, corresponding to roughly 1.83 dB of squeezing per pulse. Even though the mean quantum photons per pulse for this squeezing value, $N_a \approx 0.045$, which is much lower than the $N_a = 1$ used by the DV-augmented transmitter to achieve the same CRE, one could argue that generating heralded single photons using a bank of switched spontaneous parametric down-conversion sources and single photon detectors could be technologically easier than generating displaced coherent states with 1.83 dB effective *pulsed* squeezing. On the other hand, technology pertaining to generating pulsed squeezed light is progressing rapidly, and with progressively more squeezing per pulse, the CRE is seen to drop for the CV-augmented case as the squeezing increases. Whether there are more advanced DV (or generally, other non-Gaussian) augmentation schemes that outperforms the single-photon augmentation of coherent states that we considered here, is left open for future research.

Appendix D: Change detection in the absence of classical pulses: CV versus DV comparison

In this section, we will consider the scenario when there are no strong coherent state pulses on which the quantum photons would ride, i.e., $N = 0$ and $N_a > 0$ in our notation. We will begin with an analysis wherein loss-change detection is the only task at hand, i.e., there is no communications taking place simultaneously on the channel. Thereafter, we will consider a natural extension to the case where loss-change detection happens in conjunction with *quantum* communications. This is in contrast with what was discussed in the paper on quantum-augmented BPSK-modulated coherent-state transmission, where loss-change detection happened in conjunction with *classical* communications.

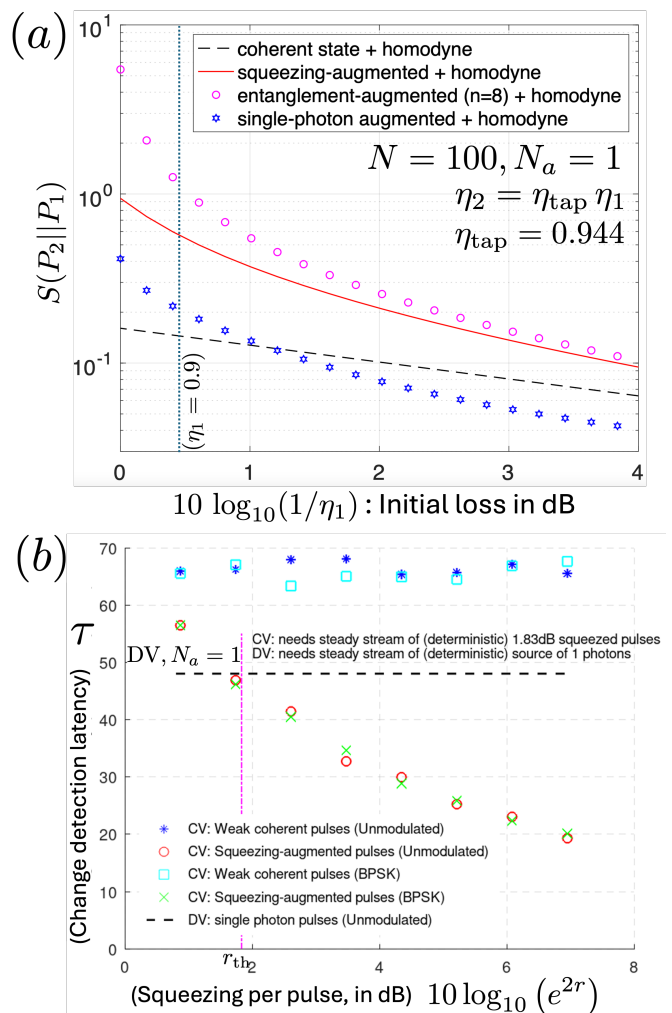


Figure 9. (a) CRE versus pre-change loss in dB for the coherent state transmitter without quantum augmentation (black dashed), DV single-photon augmentation (blue hexagon markers), CV squeezed-light augmentation (red solid plot) and $n = 8$ CV entanglement-augmentation (magenta circles). (b) Simulated values of the Change detection latency τ plotted as a function of the varying squeezing level (for CV) and the latency for the DV augmentation (single photon pulses each displaced by $D(\alpha)$, i.e., $N = \alpha^2$ and $N_a = 1$). Each point is a mean over 500 Monte Carlo runs. Simulations of CV vs. DV latency performance agree very well with the crossover at the theoretically predicted squeezing threshold r_{th} corresponding to roughly 1.83 dB squeezing per pulse, as discussed in the text.

1. Loss-change detection with single-photon probe

Let us consider a pure-loss channel of initial transmissivity η_1 , and post-change transmissivity $\eta_2 = \eta_1 \eta_{\text{tap}}$ with $\eta_{\text{tap}} = 0.9$. We will consider four transmitter probes, each transmitting 1-mean-photon-number pulses:

- **Coherent state:** Pulses of weak coherent states $|\alpha\rangle$, with $|\alpha|^2 = 1$, $\alpha \in \mathbb{R}$. We will pair this transmitter with: (1) homodyne-detection receiver,

and (2) Kennedy receiver with post-nulling residual photons per pulse N_ϵ , where we will evaluate its performance for $N_\epsilon = 10^{-4}$ and $N_\epsilon = 10^{-5}$.

- **Squeezed-vacuum state:** Pulses of squeezed-vacuum states $|0; r\rangle$, with $\sinh^2(r) = 1$. We will pair this transmitter probe with a homodyne detection receiver at the channel output.
- **Entangled squeezed state:** Blocks of n entangled pulses generated by splitting a squeezed-vacuum state $|0; s\rangle$, with $\sinh^2(s) = n$, in a linear uniform n -splitter such as the n -mode Green Machine [10]. We will pair this with a homodyne detection receiver, detecting each pulse independently (thereby generating a sequence of i.i.d. n -variate-correlated Gaussian random-vectors, as described in the paper earlier).
- **Single-photon Fock state:** Pulses of single photon states $|1\rangle$. We will pair this transmitter with: (1) homodyne-detection receiver, and (2) direct detection (single-photon-detection) receiver.

We summarize the results in Fig. 10, where we plot the CRE $S(P_2||P_1)$ as a function of the pre-change loss in dB, for all the aforesaid seven cases. First, let us recall from the previous section, Fig. 9, that in the presence of strong coherent-state (e.g., classical-communications) pulses, i.e., $N \gg N_a$, the discrete-variable (DV) single-photon-augmented transmitter does worse compared to the CV-augmented cases. There was a small region of low pre-change loss where the CRE of the DV augmentation outperformed the un-augmented coherent-state case. In Fig. 10 we see however, that in the absence of base coherent-state pulses ($N = 0, N_a = 1$), the trend is reversed, where the DV single-photon probe paired with a single-photon-detection receiver outperforms all the CV-probe cases. A single photon $|1\rangle$ transmitted through a lossy channel of transmissivity η_1 results in the (mixed) state $\eta_1|1\rangle\langle 1| + (1 - \eta_1)|0\rangle\langle 0|$ at the channel, which is diagonal in the Fock basis, making a Fock-basis measurement (i.e., photon number detection) the optimum (CRE-maximizing) measurement. Homodyne detection on the other hand is a far-inferior measurement choice here. A coherent state is the only quantum state that retains its purity through lossy transmission, i.e., the transmission of the coherent state probe $|\alpha\rangle$, $|\alpha|^2 = 1$ results in a coherent state $|\sqrt{\eta_1}\alpha\rangle$, with mean photon number $|\sqrt{\eta_1}\alpha|^2 = \eta_1$ at the channel output. Because the output state is pure pre-change and post-change, the QRE is infinity, and for the same reason as described in the previous section, the CRE achieved by the Kennedy receiver [20] is infinity. As before however, the Kennedy receiver's CRE is extremely sensitive to the residual photons post-nulling (of the pre-change output state), N_ϵ , as seen in Fig. 10, making the simple single-photon probe paired with single-photon detection the best choice overall, for any initial channel loss [27].

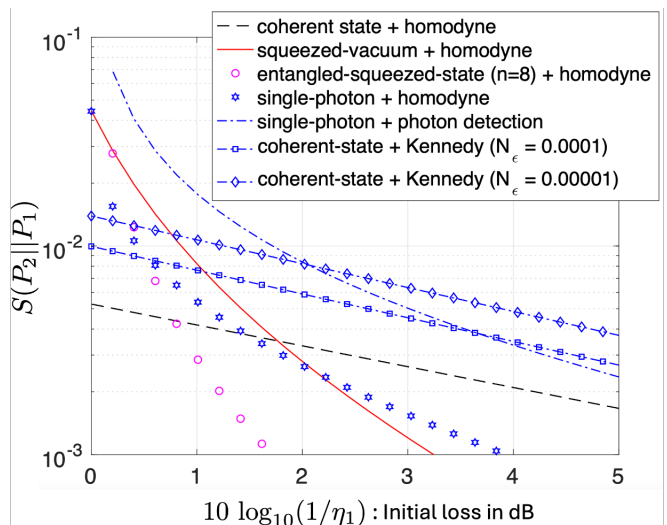


Figure 10. A small-signal quantum pulse train—one-photon per pulse—is employed for loss-change detection. In the notation of the paper, $N = 0$ and $N_a = 1$. We plot the CRE $S(P_2||P_1)$ as a function of the pre-change loss in dB. We assume $\eta_{\text{tap}} = 0.9$ for these plots.

2. Joint quantum communications and loss-change detection with single-photon transmitter

Arguably the simplest quantum modulation format—way to encode quantum information in optical pulses—is the time-bin *dual-rail qubit* that encodes one qubit into two pulses of light containing exactly one photon. The state $|1\rangle|0\rangle$ containing one photon in the first time bin and vacuum in the second time bin encodes the logical $|0\rangle_L$ state of the qubit, whereas $|0\rangle|1\rangle \equiv |1\rangle_L$. Any other state of the qubit $c_0|0\rangle_L + c_1|1\rangle_L$, $|c_0|^2 + |c_1|^2 = 1$, can be prepared by mixing the two time bins of $|0\rangle_L$ (or $|1\rangle_L$) in a two-input two-output beamsplitter (after delaying the first time bin appropriately). This implies that any single-qubit gate (unitary) can be realized using a single beamsplitter. Measurement in the Z (computational) basis, i.e., the projective measurement $\{|0\rangle_L\langle 0|, |1\rangle_L\langle 1|\}$, can be performed by single photon detection on both time bins carrying the qubit. Therefore, a single-qubit measurement in any basis can be performed by applying a beamsplitter followed by single-photon detection. The most well-known protocol to transfer the state of a time-bin dual-rail qubit into an atomic qubit (such as a color center, trapped ion, or neutral atom qubit, etc.) is the Duan-Kimble scheme [28]. Two salient features of this scheme are that: (a) it deterministically transfers the state of a dual-rail photonic qubit into the atomic qubit, and (b) if the dual rail photonic qubit had undergone (pure) loss prior to the attempted state transfer into the quantum memory, it would herald the loss of the photon in transit. In other words, if neither of the two photon detectors of the Duan Kimble scheme clicks, one would know that the photonic

qubit had failed to make it through the lossy channel. On the other hand, if one of the two detectors clicks, we would know (for certain) that the state of the photonic qubit was transferred successfully to the atomic qubit. Depending upon which of the two detectors clicked, one has to apply a phase correction (or not) to the state of the atomic qubit, to ensure this state transfer to work.

The term *quantum communications* is used interchangeably to refer to either: (1) quantum key distribution (QKD)—a protocol suite that generates shared keys between distant parties whose security underlies laws of quantum physics as opposed to assumptions on the computational power of the adversary; or to: (2) faithful transmission of qubits from one point to another, e.g., between two quantum computers or from one quantum repeater to another one across the link of a quantum network. If one were executing QKD using the BB84 protocol [29] (task 1) using dual-rail qubits, the receiver would use a single photon detector. So, it would herald the successful arrival of the photonic qubit over the lossy channel, and hence would be able to weed out only those instances where the qubit made it to the channel’s output. If one were transmitting qubits from one quantum memory register to another (task 2) using dual-rail qubits, the Duan-Kimble gadget at the receiver would herald the successful arrival of the photonic qubit over the lossy channel, and hence would be able to weed out only those instances where the transmitted qubit did make it successfully to the channel output.

The CRE computation shown in Fig. 10 for the single-photon transmitter paired with single-photon detection is based on the pre-change distribution: $P_1[0] = 1 - \eta_1, P_1[1] = \eta_1$, and post-change distribution: $P_2[0] = 1 - \eta_2, P_2[1] = \eta_2$. The CUSUM algorithm for change detection would use instances of the binary-valued random variable with the above distribution. It is simple to see that—regardless of whether the communicating parties were engaged in QKD or a qubit-communications session—that the detector’s (or, respectively the Duan-Kimble gadget’s) output is a classical random variable with exactly the above distribution. This is because any modulation of the qubit at the transmitter does not alter the above distribution, since the distribution only relies on the probability of the photon carrying the dual-rail qubit surviving the channel loss (or not). Therefore, one can run the CUSUM algorithm for change detection without affecting the rate or fidelity of the underlying quantum communications session.

The performance tradeoff for other photonic quantum modulation formats (such as the square-GKP, hex-GKP, cat-state, etc.), and the ultimate trade-space of joint quantum-communications and change-detection is left open for future research.

Appendix E: Numerical computation of the Average Run Length (ARL)

To detect a change in transmissivity from η_1 to η_2 – and hence from the pre-change probability distribution, P_1 , to

the post-change distribution, P_2 – the CUSUM algorithm sequentially accumulates a sum of Log Likelihood Ratios (LLRs) $\sum_{n=1}^k \log[P_2(X_n)/P_1(X_n)]$ and the decision function $G[k] = \max_{1 \leq n_c \leq k} \sum_{n=n_c}^k \log[P_2(X_n)/P_1(X_n)]$, and calculates the smallest $k = k^*$ for which $G[k] > h$, where h is a user-defined confidence measure. If there is no change, the random variates $\{X_n\}_{n \geq 1}$ will continue to obey P_1 and $G[k^*]$ would eventually exceed h thus causing a false alarm. $k^* = \gamma(h)$, which is the average time to raise a false alarm, is called the *average run length* (ARL).

For any given pre-change distribution P_1 , we compute $\gamma(h)$ for a L finely sampled values $h_j \in [h_{\min}, h_{\max}]$ using a Monte Carlo method as follows (we assume that h_j ’s are monotonically increasing with j and are equally spaced between h_{\min} and h_{\max}). In each independent run, we draw N samples $\{X_n\}_{n=1}^N$ at random from P_1 where N is significantly greater than the likely time to false alarm. We initialize $j = 1$ and compute $G[k]$ for each k such that $0 \leq k \leq N$. If $G[k] > h_j$, we save $\gamma(h_j) = k$ and increment j ; otherwise we increment k . At the end of run i , we have a table $\gamma_i = \{\gamma(h_1 = h_{\min}), \gamma(h_2), \gamma(h_3), \dots, \gamma(h_L = h_{\max})\}$. Since γ_i is a monotonically non-decreasing sequence of length L , we average M independent runs and compute the average vector $\gamma = \frac{1}{M} \sum_{i=1}^M \gamma_i$, which yields accurate estimates of ARL at various values of h . Since ARL increases monotonically with h , our method has significantly lower variance compared to running the procedure independently for each $h \in [h_{\min}, h_{\max}]$ and then averaging.

During the computation of ARL, drawing random samples X_n is an easy task for the CV case since both P_1 and P_2 are Gaussian distributions (with different means and variances). However, the DV distributions (Eq. C2) are non-Gaussian and bimodal, therefore we draw a random sample x^* by first sampling a uniform random number $u \sim U([0, 1])$ and then numerically computing the real root x^* of $F(x) = u$, where $F(x)$ is the CDF of the DV distribution in Eq. C2 as given below:

$$F(x) := \sqrt{\frac{2}{\pi}} e^{-2(x - \alpha\sqrt{\eta})^2} (-x + \alpha\sqrt{\eta})\eta + \frac{1}{2}(1 + \operatorname{erf}(\sqrt{2}(x - \alpha\sqrt{\eta}))). \quad (\text{E1})$$

For the plot in Figure 9(b), we fix ARL to 2×10^6 time slots (or pulses) for all schemes compared. For each scheme s considered, we look up the value of h_s in the table γ_s such that $\gamma_s(h_s) = 2 \times 10^6$ and use h_s as an input to the CUSUM algorithm to compute detection latency.