

Think When You Need: Self-Adaptive Chain-of-Thought Learning

Junjie Yang* Ke Lin* XingYu
Xiaohongshu Inc

Abstract

Chain of Thought (CoT) reasoning enhances language models' performance but often leads to inefficient "overthinking" on simple problems. We identify that existing approaches directly penalizing reasoning length suffer from hyperparameter sensitivity and limited generalizability, especially for fuzzy tasks where ground truth is unavailable. Our approach constructs rewards through length and quality comparisons, guided by theoretical assumptions that jointly enhance solution correctness with conciseness. Our methodology extends naturally to both verifiable tasks with definitive answers and fuzzy tasks requiring subjective evaluation. Experiments across multiple reasoning benchmarks demonstrate that our method maintains accuracy while generating significantly more concise explanations, effectively teaching models to "think when needed." The code is available in <https://github.com/lefttt/TWYN>.

1 Introduction

As reasoning models, particularly OpenAI o1 [Jaech et al., 2024] and Deepseek-R1 [Guo et al., 2025], gain widespread adoption, the use of Chain of Thought (CoT) reasoning has garnered increasing attention. Numerous studies [Jaech et al., 2024, Guo et al., 2025, Team et al., 2025] have demonstrated that incorporating CoT in reinforcement learning (RL) is crucial for improving reasoning performance. Moreover, CoT exhibits strong generalization capabilities, suggesting that robust CoT abilities in one domain can enhance performance in other areas requiring reasoning skills. However, a significant drawback when using reasoning models is their inefficiency with simple questions—they often consume excessive time generating elaborate explanations even when simpler answers would suffice. Existing works [Team et al., 2025, Arora and Zanette, Aggarwal and Welleck, 2025, Luo et al., 2025a] mainly focus on adding penalty on length itself, which calls for careful design and hyperparameter setting when incorporating with other rewards. Actually, some questions are straightforward and require brief responses, while others are complex and necessitate detailed explanations. Hence, uniformly penalizing all long responses can compromise performance on more challenging problems. Furthermore, existing algorithms lack clear explanation and theoretical support.

In this paper, we propose a novel reward algorithm to address the aforementioned limitations. Our approach diverges from conventional methods by calculating rewards based on pairwise relationships between samples rather than explicitly penalizing response length. Specifically, we first establish comprehensive pairwise reward assumptions and corresponding rules applicable across various scenarios. We then systematically compare all possible sample combinations and compute pairwise rewards for each comparison. The final reward for each sample is determined by aggregating all pairwise rewards involving that particular sample. This relational definition of rewards enables natural integration with other pairwise reward mechanisms (e.g., true-false comparative rewards), supported by clear theoretical assumptions and explanatory conditions. Furthermore, our investigation encompasses

*Equal Contribution. Contact: ustcbaymax@gmail.com

both verifiable tasks with definitive ground truth and fuzzy tasks where objective truth is unavailable. Through extensive experiments across diverse settings, we rigorously validate the effectiveness of our proposed methodology according to well-defined evaluation criteria, demonstrating significant improvements over existing approaches.

In summary, our contributions in this work include:

- Introducing a novel efficient learning algorithm that maintains performance while reducing reasoning length. Our algorithm design is guided by theoretical assumptions, making it easily generalizable and compatible with other reward structures.
- Extending the algorithm to fuzzy tasks, offering the first efficient learning approach for scenarios where ground truth is unavailable, addressing both pairwise and pointwise reward settings.
- Conducting extensive experiments across diverse reasoning benchmarks and fuzzy task setting to validate the effectiveness and generalizability of our proposed algorithm.

2 Methodology

In this section, we introduce a general method that accommodates customized comparative scenarios. We first address the verifiable task setting, establishing key theoretical assumptions and developing corresponding pairwise reward rules. We then extend our algorithms to fuzzy tasks, presenting approaches for both pairwise and pointwise reward scenarios.

2.1 Proposed Method

Our proposed method leverages pairwise comparisons to establish a robust reward framework for reinforcement learning. Given a set of L possible comparison scenarios and N sampled responses, we define rewards through systematic pairwise evaluations rather than absolute scoring.

For any two samples m_i and m_j ($0 \leq i, j < N$) that satisfy a specific pairwise scenario s_l ($0 \leq l < L$), we assign rewards according to the following formulation:

$$(r_{ij}(m_i), r_{ij}(m_j)) = (\gamma_l^+, \gamma_l^-) \quad \text{if } (m_i, m_j) \in s_l,$$

where m_i represents the positive sample receiving reward γ_l^+ , and m_j represents the negative sample receiving reward γ_l^- , both determined by the specific scenario s_l . Each scenario s_l represents a distinct comparative relationship between samples (e.g., one response being correct while another is incorrect).

The total reward for each sample m_i is then computed by aggregating all pairwise rewards it receives when compared with every other sample in the set:

$$r(m_i) = \sum_{k \neq i} r_{ik}(m_i). \quad (1)$$

Here, $r_{ik}(m_i)$ denotes the reward assigned to sample m_i when compared with sample m_k . The condition $k \neq i$ ensures that self-comparisons are excluded from the calculation. This approach allows us to determine relative reward values across the entire sample space, incorporating multiple comparison dimensions simultaneously.

2.2 Verifiable Task Setting

We evaluate the efficient learning approach on reasoning tasks where ground truth answers are available and verifiable. In this context, responses are classified as either correct or incorrect.

Assumption 1. *Correct answers receive higher rewards than incorrect answers. All incorrect answers receive identical rewards.*

Based on this assumption, we establish the following pairwise scenarios s_0 and s_1 :

- Pairwise scenario s_0 : Both responses are incorrect. Both responses receive a reward of 0, i.e., $\gamma_0^+ = \gamma_0^- = 0$.

- Pairwise scenario s_1 : One response is correct and the other is incorrect. The correct response receives a reward of α ($\alpha > 0$) while the incorrect one receives a reward of $-\alpha$, i.e., $\gamma_1^+ = \alpha, \gamma_1^- = -\alpha$.

Next, we characterize the relationship between response length and reward as follows:

Assumption 2. *Among correct answers, shorter responses receive higher rewards than longer ones. Correct answers of equal length receive equal rewards.*

Based on this assumption, we define the pairwise scenarios s_2 and s_3 :

- Pairwise scenario s_2 : Both responses are correct but have different lengths. The shorter response receives a reward of β ($\beta > 0$) and the longer one receives $-\beta$, i.e., $\gamma_2^+ = \beta, \gamma_2^- = -\beta$.
- Pairwise scenario s_3 : Both responses are correct and have identical lengths. Both responses receive a reward of 0, i.e., $\gamma_3^+ = \gamma_3^- = 0$.

Note that in our framework, $\gamma^+ + \gamma^- = 0$ for simplicity, though this constraint can be relaxed for more complex scenarios. The algorithm details are illustrated in Figure 1.

To calculate the cumulative reward for each sample using Equation 1, we simplify by ignoring scenario s_3 (assuming all correct responses have different lengths) and setting $\beta = 1$. Among N samples, suppose there are M ($0 \leq M \leq N$) incorrect samples. From comparisons with correct samples:

- Each incorrect response receives a reward of $-\alpha \times (N - M)$.

For correct samples, when ranked by length from longest to shortest, the rewards are calculated as:

- The longest correct response reward: $(1 + \alpha)M - N + 1$.
- The second longest correct response reward: $(1 + \alpha)M - N + 3$.
- Each subsequent shorter correct sample gains 2 additional reward points compared to the previous one.
- The shortest correct response reward: $(\alpha - 1)M + N - 1$.

We make the following assumption that the penalty for incorrect responses should exceed the reward differential between correct answers of varying lengths.

Assumption 3. *The penalty for incorrect responses should be more severe than the reward difference between long and short correct responses.*

To satisfy this assumption, the following inequality must hold:

$$(\alpha - 1)M + N - 1 - ((1 + \alpha)M - N + 1) < ((1 + \alpha)M - N + 1) - (-\alpha(N - M)).$$

Simplifying both sides:

$$3M + (\alpha - 3)N + 3 > 0 \quad \forall N, M.$$

Given that $0 \leq M \leq N$, this inequality is satisfied when:

$$\alpha > \frac{3N - 3}{N} = 3 - \frac{3}{N},$$

when $M = 0$.

Finally, we ensure that even after penalization for length, correct responses still receive higher rewards than incorrect ones.

Assumption 4. *The lowest reward achieved by any correct response exceeds the highest reward achieved by any incorrect response.*

In a set of N samples, the minimum reward a correct response can receive is $\alpha - (N - 2)$, occurring when there is only one incorrect sample (providing reward α) and all other correct samples are shorter (each imposing a penalty of -1). Conversely, the maximum reward an incorrect response can receive is $-\alpha$, occurring when there is only one correct sample. Note that we exclude the cases where all responses are correct or all are incorrect. For Assumption 4 to hold, we need

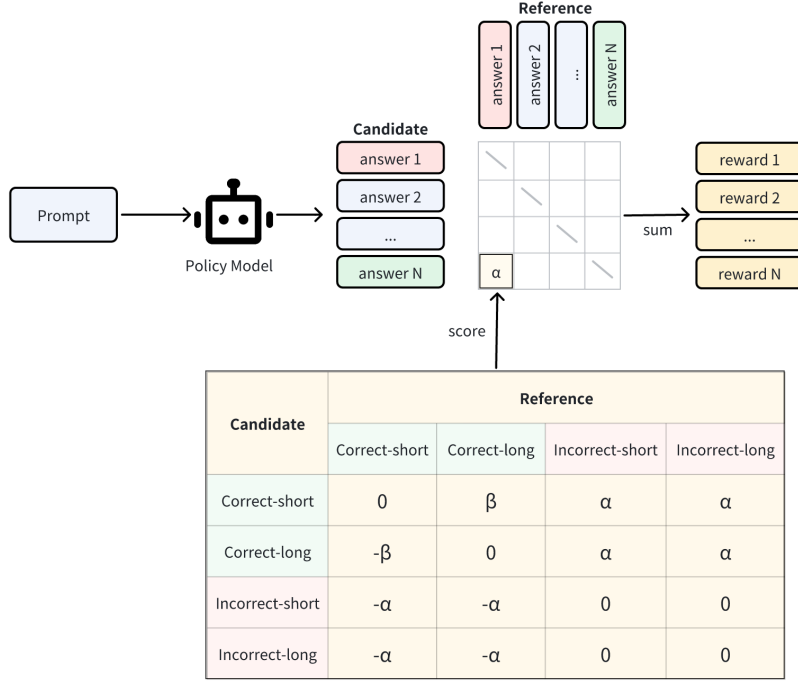


Figure 1: Illustration of the proposed algorithm and verifiable task comparison. The approach involves sampling N candidate answers and performing comprehensive pairwise comparisons between them. The final reward for each candidate is computed as the summation of all pairwise rewards obtained when compared against the other answers.

$$\alpha - (N - 2) > -\alpha.$$

Simplifying above inequality and we obtain

$$\alpha > \frac{N - 2}{2}.$$

This constraint ensures the hierarchical integrity of our reward system across all possible sample configurations with mixed correctness. In practice, we introduce artificial positive and negative samples to address the corner case that all responses are either uniformly correct or incorrect to maintain assumption validity.

2.3 Fuzzy Task Setting

We further extend our approach on fuzzy tasks where ground truth answers are unavailable.

2.3.1 Pairwise Reward

In this setting, each response receive comparative signals by direct comparison with other responses.

Assumption 5. *Better answers receive higher rewards than worse answers.*

Based on this assumption, we establish the following pairwise scenario f_0 :

- Pairwise scenario f_0 : The better response receives a reward of α ($\alpha > 0$) while the worse response receives $-\alpha$.

Candidate	Reference			
	Better-short	Better-long	Worse-short	Worse-long
Better-short	\	\	\	$\alpha + \beta$
Better-long	\	\	α	\
Worse-short	\	$-\alpha$	\	\
Worse-long	$-\alpha - \beta$	\	\	\

Figure 2: Fuzzy task comparison scenarios. When compare short better and long worse answers, short better answer obtain reward of $\alpha + \beta$ while the long worse one receives the $-\alpha - \beta$. When compare long better and short worse answers, long better answer obtain reward of α while the short worse one receives the $-\alpha$.

Next, we characterize the relationship between response length and reward:

Assumption 6. *Longer worse responses incur additional penalties compared to shorter better ones.*

Based on this assumption, we specify the pairwise scenario f_1 :

- Pairwise scenario f_1 : If the better response is shorter, it receives $\alpha + \beta$ while the worse response receives $-\alpha - \beta$.

Since we have two comparison metrics (response quality and response length), we make the following assumption to establish comparison priority:

Assumption 7. *Assumption 5 still holds after applying the length penalty from Assumption 6, i.e., after all comparisons, better answers still receive higher rewards than worse answers after accounting for length penalties.*

The extreme case occurs when, among N responses, the best response is the longest, receiving a reward of $(N - 1)\alpha$, while the second-best response is the shortest, receiving reward of $(N - 2)(\alpha + \beta) - \alpha$. To satisfy Assumption 7, we expect the best response still receives higher reward:

$$(N - 1)\alpha > (N - 2)(\alpha + \beta) - \alpha.$$

Simplifying this inequality yields

$$\beta < \frac{2\alpha}{N - 2}.$$

If we set $\beta = 1$, then we obtain

$$\alpha > \frac{N - 2}{2},$$

which is the same inequality as we obtain in Assumption 4.

2.3.2 Pointwise Reward

In this setting, each response i receives an independent score s_i from a Bradley-Terry Reward Model (BTRM). The final reward $r(i)$ for each response i is defined as:

$$r(i) = s_i - \frac{c(i)}{N} \cdot d(i),$$

where N is the group size, $d(i)$ is the minimum score difference between this response and any lower-scored response, and $c(i)$ represents the number of responses that have shorter length but equal or better scores. The algorithm detail is available in Appendix A.

3 Experimental Results

In this section, we present a comprehensive evaluation of our proposed method. We first describe our experimental setup and implementation details, followed by detailed analyses of results across various configurations for verifiable tasks.

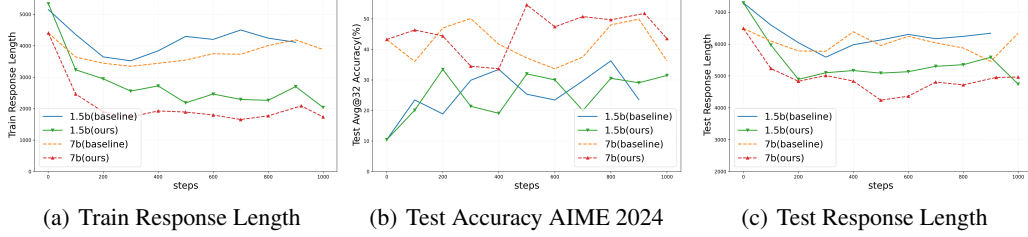


Figure 3: Performance comparison in the DeepScaleR setting. Our method achieves comparable test accuracy to the baseline while significantly reducing response length during both training and testing phases. Solid lines represent results for the 1.5B model, while dashed lines represent the 7B model.

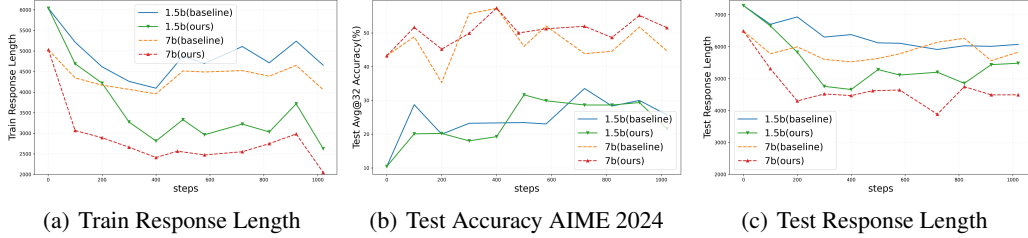


Figure 4: Performance comparison in the 8K DAPO setting. Our method maintains or slightly improves test accuracy compared to the baseline while substantially reducing response length. Solid lines represent results for the 1.5B model, while dashed lines represent the 7B model.

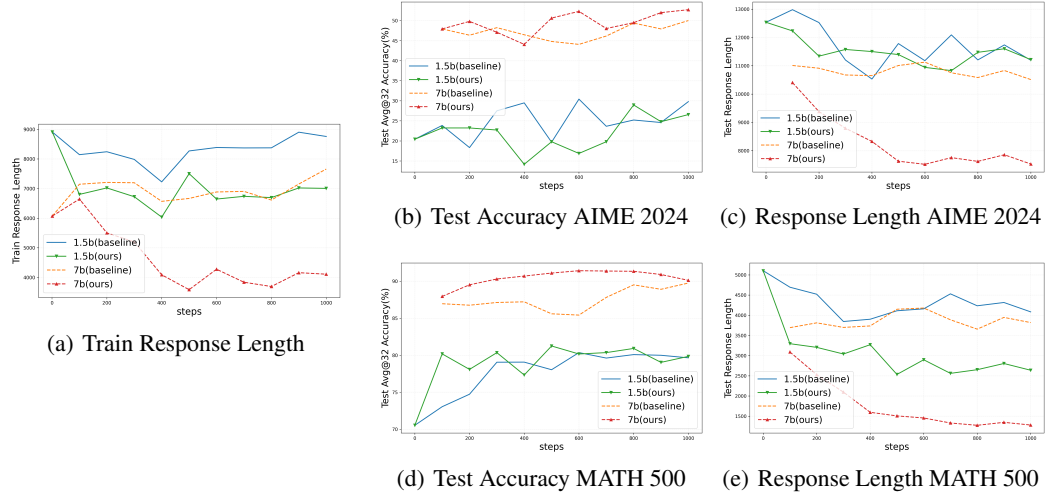


Figure 5: Performance comparison in the 16K DAPO setting across different benchmarks. Our method maintains comparable test accuracy while substantially reducing response length across both AIME 2024 and MATH 500 benchmarks. Solid lines represent the 1.5B model, while dashed lines represent the 7B model.

3.1 Verifiable Task

We implement our approach using Group Relative Policy Optimization (GRPO) [Shao et al., 2024] as the reinforcement learning algorithm with a group size $N = 8$, leveraging the open-source VeRL framework [Sheng et al., 2024]. Based on our theoretical formulation, we set the correctness reward parameter $\alpha = 5$ and the length reward parameter $\beta = 1$. We evaluate our method on DeepSeek-R1-Distill-Qwen-1.5B and DeepSeek-R1-Distill-Qwen-7B models [Yang et al., 2024, Guo et al., 2025] with 8K/16K maximum response lengths. All experiments utilize the AdamW optimizer with a learning rate of 1×10^{-6} , a prompt batch size of 128, and a mini-batch size of 64 during rollout for parameter updates.

In accordance with Assumption 4, we incorporate one artificial incorrect sample and one artificial correct sample with maximum length during training. These samples serve exclusively for pairwise reward calculation within batches and are excluded when computing advantage.

For our evaluation pipeline, we utilize training datasets from DeepScaleR [Luo et al., 2025b] and DAPO [Yu et al., 2025], and assess performance across five benchmarks. To ensure robust evaluation metrics, we evaluate each test instance 32 times and report avg@32 results, with all evaluation inferences using a temperature setting of 0.6. We omit training reward results since our pairwise reward formulation is symmetric, naturally centering rewards around zero. All experiments were conducted on a computational cluster comprising 4 machines with 8 GPUs each, running for approximately 72 hours to complete 1000 training steps.

3.1.1 DeepScaleR Setting

Figure 3 illustrates our algorithm’s performance on both DeepSeek-R1-Distill-Qwen-1.5B and DeepSeek-R1-Distill-Qwen-7B models using the DeepScaleR-Preview-Dataset [Luo et al., 2025b] (MIT license). Results for the 7B model are represented by dashed lines, while the 1.5B model results are shown with solid lines.

As training progresses, our algorithm achieves substantial reduction in response lengths, decreasing from over 4,000 to under 2,000 tokens, while the baseline maintains lengths around 2,500 tokens. Critically, test accuracy remains comparable between our method and the baseline, despite generating significantly shorter responses during evaluation. This pattern is consistent across both model sizes, demonstrating that our method effectively reduces response length while preserving solution quality.

3.1.2 DAPO Setting

We further evaluate our approach using the DAPO-MATH-17K dataset [Yu et al., 2025] on both model architectures. Figure 4 presents results with an 8K token maximum response length constraint. For the 7B model, our approach reduces training response length to approximately 2,500 tokens compared to over 4,000 tokens for the baseline. Test accuracy remains comparable between methods, with our approach even achieving slightly better performance in later training stages. For test response length, our method demonstrates consistent reduction, decreasing from approximately 6,000 to 4,500 tokens. Similar improvements are observed with the 1.5B model. As shown in Table 1 for the 1.5B model, our algorithm reduces average response length by 30% while improving test accuracy on 3 out of 5 benchmarks.

When extending the maximum response length to 16K tokens (Figure 5), our algorithm dramatically reduces the average response length from approximately 11K to 8K tokens for the 7B model while maintaining comparable test performance across both model sizes. Notably, the 7B model exhibits greater response length reduction than the 1.5B model, suggesting that larger models with enhanced capabilities can more effectively compress reasoning steps without sacrificing performance.

A comparison of test results between AIME 2024 and MATH 500 reveals an adaptive behavior in our algorithm: it enables the 1.5B model to reduce response length on the relatively easier MATH 500 benchmark, while maintaining longer responses for the more challenging AIME 2024 problems. This demonstrates that our approach effectively implements the principle of "think when needed," adaptively adjusting reasoning depth based on problem complexity. Additional evaluation metrics are provided in Appendix B.

Evaluation	Average Response Length			Test Accuracy (%)	
	Baseline	Ours	Δ (%)	Baseline	Ours
AIME 2024	6031	4653	−22.85	28.0	28.0
AMC	4594	3358	−26.90	65.0	63.0
MATH 500	2567	1480	−42.35	82.5	85.0
Minerva	3136	1581	−49.59	26.4	27.4
Olympiad Bench	4360	3323	−23.78	45.3	45.6
Average	4137	2879	−30.41	49.4	49.8

Table 1: Comparison of algorithms for response length and test accuracy with 8K maximum length for 1.5B model. Δ indicates the percentage reduction in response length by our method compared to baseline.

3.2 Fuzzy Task

In this section, we examine our approach on fuzzy tasks—scenarios where ground truth solutions are unavailable, necessitating alternative evaluation strategies. We utilize the AlpacaFarm dataset [Dubois et al., 2023] (Apache-2.0 license) for training and evaluation. For these experiments, we employ the GRPO algorithm with a group size $N = 4$. For each prompt, we generate 4 candidate responses and leverage the AlpacaEval framework [Li et al., 2023] to compute pairwise rewards between response combinations. To enhance computational efficiency, we substitute the original GPT-4 with DeepSeek-R1 as our generative reward model. Consistent with our verifiable task experiments, we evaluate performance on DeepSeek-R1-Distill-Qwen-1.5B and DeepSeek-R1-Distill-Qwen-7B models. We maintain the same optimization parameters: AdamW optimizer with learning rate 1×10^{-6} , a prompt batch size of 32, and mini-batch size of 32 for updates.

For evaluation methodology, given the absence of ground truth answers, we assess performance through relative comparisons between models using our reward model. We quantify **relative advantage** as $(win-loss)/total$, where a value of 0 indicates equivalent performance between compared models, and +1 signifies our model’s complete dominance across all test samples. We compare our trained models against both the baseline model at equivalent training steps and the original SFT model to demonstrate the efficacy of the reinforcement learning approach. All experiments enforce a maximum response length constraint of 1024 tokens.

3.2.1 AlpacaFarm Results

Following the theoretical framework established in Assumption 7, we implement two experimental configurations. In our primary configuration, we set preference reward $\alpha = 5$ and length reward $\beta = 3$. Results are presented in Figure 6. The data reveal that our method’s advantage over the SFT model increases progressively with training steps, demonstrating effective optimization. Simultaneously, when compared to the baseline at equivalent training steps, our approach maintains comparable performance for the 1.5B model and achieves approximately a 10% relative advantage for the 7B model. Notably, our method dramatically reduces the chain-of-thought (CoT) length to near-zero for both model sizes, compared to the baseline’s sustained average length of approximately 1000 characters for the 1.5B model and 1500 characters for the 7B model.

We further investigate the impact of varying the length penalty by implementing a second configuration with $\alpha = 5$ and reduced length reward $\beta = 1$. As illustrated in Figure 7, this configuration results in a more gradual reduction in CoT length compared to the higher β setting, but yields more pronounced relative advantages over both baseline and SFT models. These findings suggest that higher β values facilitating more aggressive length reduction when response conciseness is a priority.

3.3 Key Findings and Limitations

Key Findings: Our empirical evaluation offers several important insights. First, our algorithm demonstrates robust effectiveness across diverse scenarios and can be seamlessly integrated with existing

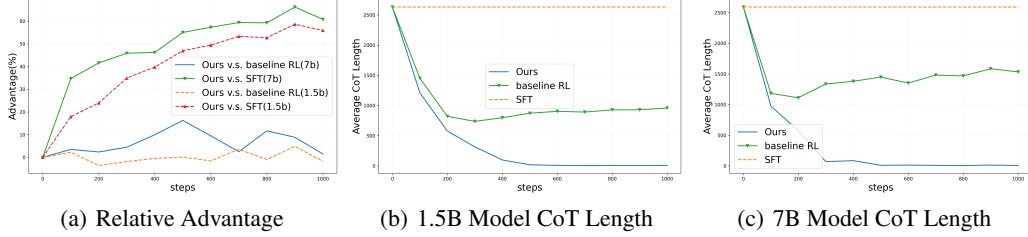


Figure 6: Performance analysis on AlpacaFarm with reduced length penalty $\alpha = 5, \beta = 3$.

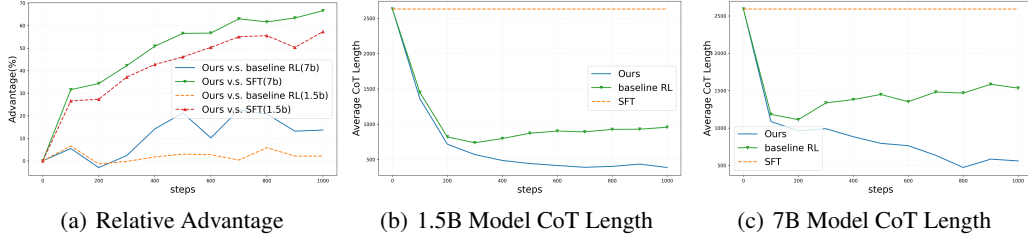


Figure 7: Performance analysis on AlpacaFarm with reduced length penalty $\alpha = 5, \beta = 1$.

pairwise reward models. Second, we observe that model size significantly affects the relationship between reasoning length and problem complexity—smaller models require more extensive reasoning for challenging problems, while larger models can achieve superior performance with more concise reasoning. Third, CoT length reduction can occasionally enhance model performance, particularly for larger models, suggesting the presence of redundancy in standard reasoning patterns and highlighting the potential for more efficient inference.

Limitations: Our study has several limitations. Due to computational constraints, we restricted our experiments to specific model architectures and limited experimental configurations, with only one setting for fuzzy tasks. Additionally, while we performed multiple evaluations (32 inference runs) for each test case to ensure robust metric estimation, each training configuration was executed only once. Future work would benefit from more extensive exploration across model sizes, architectural variations, and hyperparameter settings to further validate our findings.

4 Related Works

4.1 Efficient CoT Methods

Existing works primarily focus on controlling response length directly for efficiency. Aggarwal and Welleck [2025] introduced Length Controlled Policy Optimization (LCPO), a reinforcement learning approach that simultaneously optimizes for both accuracy and adherence to user-specified length constraints. Similarly, Luo et al. [2025a] proposed Length-Harmonizing Fine-Tuning (O1-Pruner), which aims to minimize reasoning overhead while preserving model accuracy. Their method establishes the model’s baseline performance through pre-sampling before applying RL-based fine-tuning to encourage more concise reasoning processes under accuracy constraints. Alternative approaches include the "Long2short" algorithm by Team et al. [2025], which applies penalties to response length regardless of answer correctness. Chen Li [2025] refined this approach by selectively applying length penalties only to incorrect responses, preserving the natural length of successful reasoning paths. A notable limitation of these methods is their explicit dependence on raw length measurements, necessitating careful hyperparameter tuning when combining with other reward functions. Furthermore, these approaches often lack robust theoretical foundations explaining why and how length constraints affect model performance and reasoning capabilities.

4.2 Pairwise Reward Models

Traditional reinforcement learning typically assigns rewards to individual samples using models like the Bradley-Terry reward model (BTRM). However, BTRM requires training an additional model and necessitates calibration. In the pairwise reward domain, Jiang et al. [2023] introduced PAIRRANKE, which employs a specialized pairwise comparison method to distinguish subtle differences between candidate outputs. More recently, pairwise reward models [Liu et al., 2025] have been developed specifically for Best-of-N sampling scenarios. In knockout tournament settings, PairJudge reward models conduct pairwise judgments between candidate solutions and iteratively eliminate incorrect ones, improving the efficiency of identifying optimal responses.

5 Conclusion

In this work, we introduce a general pairwise reward framework that successfully addresses Chain of Thought inefficiency in language models by structuring rewards through relative comparisons rather than absolute metrics. Our approach significantly improves reasoning efficiency without sacrificing accuracy, as demonstrated through extensive experiments across various reasoning benchmarks and fuzzy tasks. The theoretical analysis of our method enable straightforward adaptation to diverse tasks, offering valuable insights for future research in efficient language model reasoning.

References

- P. Aggarwal and S. Welleck. L1: Controlling how long a reasoning model thinks with reinforcement learning. *arXiv preprint arXiv:2503.04697*, 2025.
- D. Arora and A. Zanette. Training language models to reason efficiently, 2025. URL <https://arxiv.org/abs/2502.04463>.
- K. Y. Chen Li, Nazhou Liu. Adaptive group policy optimization: Towards stable training and token-efficient reasoning. *arXiv preprint arXiv:2503.15952*, 2025.
- Y. Dubois, C. X. Li, R. Taori, T. Zhang, I. Gulrajani, J. Ba, C. Guestrin, P. S. Liang, and T. B. Hashimoto. AlpacaFarm: A simulation framework for methods that learn from human feedback. *Advances in Neural Information Processing Systems*, 36:30039–30069, 2023.
- D. Guo, D. Yang, H. Zhang, J. Song, R. Zhang, R. Xu, Q. Zhu, S. Ma, P. Wang, X. Bi, et al. Deepseek-r1: Incentivizing reasoning capability in llms via reinforcement learning. *arXiv preprint arXiv:2501.12948*, 2025.
- A. Jaech, A. Kalai, A. Lerer, A. Richardson, A. El-Kishky, A. Low, A. Helyar, A. Madry, A. Beutel, A. Carney, et al. Openai o1 system card. *arXiv preprint arXiv:2412.16720*, 2024.
- D. Jiang, X. Ren, and B. Y. Lin. Llm-blender: Ensembling large language models with pairwise ranking and generative fusion. *arXiv preprint arXiv:2306.02561*, 2023.
- X. Li, T. Zhang, Y. Dubois, R. Taori, I. Gulrajani, C. Guestrin, P. Liang, and T. B. Hashimoto. AlpacaEval: An automatic evaluator of instruction-following models. https://github.com/tatsu-lab/alpaca_eval, 5 2023.
- Y. Liu, Z. Yao, R. Min, Y. Cao, L. Hou, and J. Li. Pairwise rm: Perform best-of-n sampling with knockout tournament. *arXiv preprint arXiv:2501.13007*, 2025.
- H. Luo, L. Shen, H. He, Y. Wang, S. Liu, W. Li, N. Tan, X. Cao, and D. Tao. O1-pruner: Length-harmonizing fine-tuning for o1-like reasoning pruning. *arXiv preprint arXiv:2501.12570*, 2025a.
- M. Luo, S. Tan, J. Wong, X. Shi, W. Y. Tang, M. Roongta, C. Cai, J. Luo, T. Zhang, L. E. Li, R. A. Popa, and I. Stoica. Deepscaler: Surpassing o1-preview with a 1.5b model by scaling rl, 2025b. Notion Blog.
- Z. Shao, P. Wang, Q. Zhu, R. Xu, J. Song, X. Bi, H. Zhang, M. Zhang, Y. Li, Y. Wu, et al. Deepseekmath: Pushing the limits of mathematical reasoning in open language models. *arXiv preprint arXiv:2402.03300*, 2024.

- G. Sheng, C. Zhang, Z. Ye, X. Wu, W. Zhang, R. Zhang, Y. Peng, H. Lin, and C. Wu. Hybridflow: A flexible and efficient rlhf framework. *arXiv preprint arXiv: 2409.19256*, 2024.
- K. Team, A. Du, B. Gao, B. Xing, C. Jiang, C. Chen, C. Li, C. Xiao, C. Du, C. Liao, et al. Kimi k1.5: Scaling reinforcement learning with llms. *arXiv preprint arXiv:2501.12599*, 2025.
- A. Yang, B. Yang, B. Zhang, B. Hui, B. Zheng, B. Yu, C. Li, D. Liu, F. Huang, H. Wei, et al. Qwen2.5 technical report. *arXiv preprint arXiv:2412.15115*, 2024.
- Q. Yu, Z. Zhang, R. Zhu, Y. Yuan, X. Zuo, Y. Yue, T. Fan, G. Liu, L. Liu, X. Liu, et al. Dapo: An open-source llm reinforcement learning system at scale. *arXiv preprint arXiv:2503.14476*, 2025.

Supplementary Materials

A Pointwise Reward

Given point rewards for N samples, we denote the score assigned by BTRM to the i -th response as s_i for $i \in \{1, 2, \dots, N\}$. Let l_i represent the length of the i -th response.

For any sample i with score s_i and length l_i , we first define the minimum score gap between this sample and any lower-scored sample:

$$d(i) = \min_{j \neq i, s_i > s_j} (s_i - s_j)$$

To penalize unnecessarily verbose responses, we identify samples that achieve equal or higher scores with shorter lengths. For each sample i , we define:

$$c(i) = |\{j : s_j \geq s_i \text{ and } l_j < l_i\}|$$

where $|\cdot|$ denotes the cardinality of the set.

The modified reward for each sample is then computed as:

$$r(i) = s_i - \frac{c(i)}{N} \cdot d(i)$$

This formulation ensures that the penalty applied to verbose responses is proportional to both the score gap $d(i)$ and the number of more efficient responses $c(i)$, while remaining bounded by the smallest relevant score difference.

For the corner case where sample k has the lowest score (i.e., $k = \arg \min_i (s_i)$), $d(k)$ is not defined by the original formula. In this case, we define it as the average minimum score gap across all other samples:

$$d(k) = \text{avg}_{j \neq k} d(j)$$

B Experimental Results

In this section, we present detailed evaluation results for our approach across various mathematical reasoning tasks. We report both testing accuracy and response length metrics to demonstrate the effectiveness of our method.

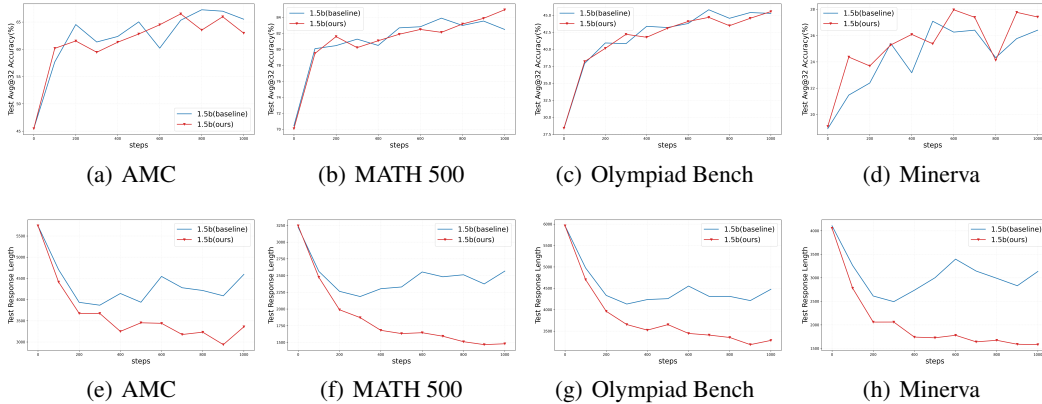


Figure 8: 1.5B Model Results on DAPO setting with 8K maximum response lengths.

Figure 8 demonstrates that our algorithm achieves testing accuracy comparable to baseline methods for the 1.5B model with 8K maximum response length, while significantly reducing response lengths across all benchmark datasets. Similar patterns are observed in Figure 9, where the maximum length

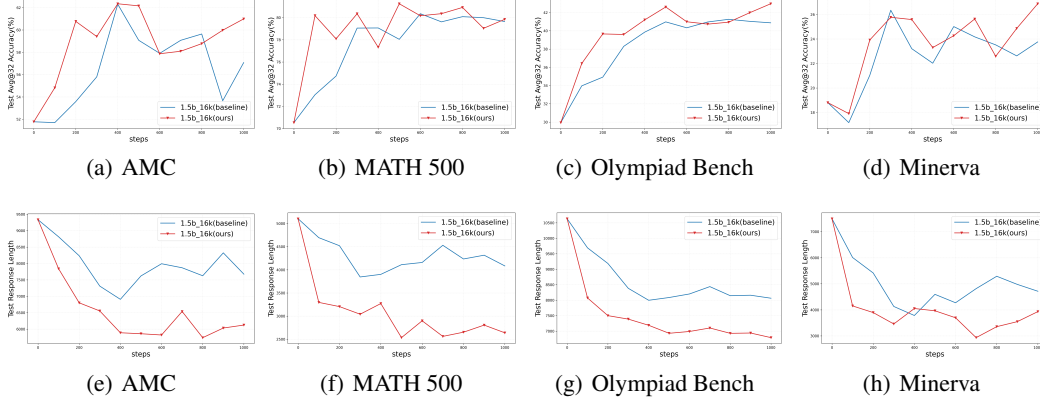


Figure 9: 1.5B Model Results on DAPO setting with 16K maximum response lengths.

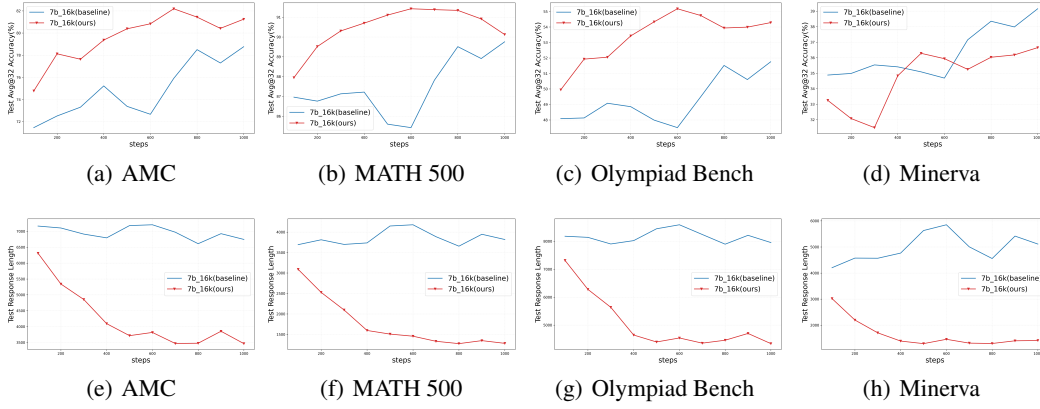


Figure 10: 7B Model Results on DAPO setting with 16K maximum response lengths.

is extended to 16K tokens, further validating our approach’s effectiveness at maintaining performance while producing more concise solutions.

The results for the 7B model, shown in Figure 10, exhibit even more pronounced length reduction while maintaining comparable accuracy. This supports our hypothesis that larger models can achieve superior performance with more concise reasoning, and that our algorithm provides greater efficiency benefits as model size increases. The consistent performance across different model sizes and context length configurations demonstrates the robustness of our approach in optimizing both solution accuracy and conciseness.