

## Cosmic-Ray Constraints on the Flux of Ultra-High-Energy Neutrino Event KM3-230213A

SAIKAT DAS <sup>1</sup>, BING ZHANG <sup>2,3</sup>, SOEBUR RAZZAQUE <sup>4,5,6</sup> AND SIYAO XU <sup>1</sup>

<sup>1</sup>*Department of Physics, University of Florida, Gainesville, FL 32611, USA*

<sup>2</sup>*Nevada Center for Astrophysics, University of Nevada, Las Vegas, Las Vegas, NV 89154, USA*

<sup>3</sup>*Department of Physics and Astronomy, University of Nevada, Las Vegas, Las Vegas, NV 89154, USA*

<sup>4</sup>*Centre for Astro-Particle Physics (CAPP) and Department of Physics, University of Johannesburg, PO Box 524, Auckland Park 2006, South Africa*

<sup>5</sup>*Department of Physics, The George Washington University, Washington, DC 20052, USA*

<sup>6</sup>*National Institute for Theoretical and Computational Sciences (NITheCS), Private Bag XI, Matieland, South Africa*

### ABSTRACT

The detection of a  $\simeq 220$  PeV muon neutrino by the KM3NeT neutrino telescope offers an unprecedented opportunity to probe the Universe at extreme energies. We analyze the origin of this event under three scenarios, viz., a transient point source, a diffuse astrophysical emission, and line-of-sight interaction of ultrahigh-energy cosmic rays (UHECR;  $E \gtrsim 0.1$  EeV). Our analysis includes the flux from both a KM3NeT-only fit and a joint fit, incorporating data from KM3NeT, IceCube, and Pierre Auger Observatory. If the neutrino event originates from transients, it requires a new population of transient that is energetic, gamma-ray dark, and more abundant than known ones. In the framework of diffuse astrophysical emission, we compare the required local UHECR energy injection rate at  $\gtrsim 4$  EeV, assuming a proton primary, with the rate derived from the flux measurements by Auger. This disfavors the KM3NeT-only fit at all redshifts, while the joint fit remains viable for  $z \gtrsim 1$ , based on redshift evolution models of known source populations. For cosmogenic origin from point sources, our results suggest that the luminosity obtained at redshifts  $z \lesssim 1$  from the joint fit is compatible with the Eddington luminosity of supermassive black holes in active galactic nuclei.

*Keywords:* High energy astrophysics(739) — Neutrino astronomy(1100) — Cosmic rays(329) — Ultra-high-energy cosmic radiation(1733) — Cosmic ray sources(328) — Transient sources(1851)

### 1. INTRODUCTION

The detection of astrophysical neutrinos has opened a unique window to study cosmic accelerators and allows us to probe the universe at distances otherwise inaccessible by  $\gamma$  rays and cosmic rays (Murase & Stecker 2023). On February 13, 2023, the ARCA detector of KM3NeT, operating for a total time of 287.4 days, recorded an exceptionally energetic track-like event, designated KM3-230213A (Aiello et al. 2025; Adriani et al. 2025a). The reconstructed muon energy is estimated to be  $120_{-60}^{+110}$  PeV at a 68% C.L., implying a parent neutrino energy of  $\sim 220$  PeV, assuming a charged-current  $\nu_\mu$  interaction.

The IceCube neutrino observatory has detected an astrophysical neutrino spectrum in the TeV-PeV energy range at  $\gtrsim 5\sigma$  significance (Aartsen et al. 2013, 2014), with 6-13% of the flux arising in Galactic diffuse emission (Abbasi et al. 2023). The detection by KM3NeT significantly extends the observed neutrino energy range beyond the  $\sim 10$  PeV limit of IceCube's current dataset. The low fluxes of the Galactic

diffuse emission at these energies and zenith angle of  $92.1^\circ$  of KM3-230213A event indicate an extragalactic astrophysical origin (Adriani et al. 2025b). If attributed to a diffuse isotropic neutrino flux, the detection is in tension with the absence of similar high-energy events at IceCube (Li et al. 2025), based on the KM3NeT-only analysis.

A diffuse cosmogenic neutrino flux is expected from the interaction of ultrahigh-energy cosmic rays (UHECRs;  $E \gtrsim 10^{17}$  eV) with cosmic background photons (see, e.g., Kotera et al. 2010). It has been proposed that a strong redshift evolution of the source population, along with a non-negligible proton fraction in the highest-energy UHECR spectrum, can explain the observed event under the cosmogenic neutrino hypothesis (Adriani et al. 2025c). A simultaneous fit to the neutrino data from IceCube and KM3NeT, along with the UHECR spectrum and composition data from the Pierre Auger Observatory (Gonzalez et al. 2023), suggests a cosmic-ray source population that has not yet been robustly detected by Auger (Muzio et al. 2025).

The associated cosmogenic  $\gamma$ -ray flux could be observed by current imaging Cherenkov telescopes and air-shower  $\gamma$ -ray observatories, thereby providing constraints on the extragalactic magnetic field intensity (Fang et al. 2025). Al-

though year-long transients (Neronov et al. 2025) and blazars (Dzhatdoev 2025) have been proposed as potential sources, no transient event was found to be temporally or spatially correlated with KM3-230213A. Moreover, no statistically significant  $\gamma$ -ray source is identified based on the associated  $\gamma$ -ray cascade analysis (Crnogorčević et al. 2025). However, four objects from the Fermi-LAT fourth source catalog (Abdollahi et al. 2020) and three objects in the 5th Roma BZ catalog of blazars (Massaro et al. 2015) are found within 99% confidence region of KM3-230213A (Adriani et al. 2025d).

In this letter, we consider three plausible origins of the KM3NeT neutrino event. First, we estimate the required energy injection rate by a transient source at various redshifts from the predicted neutrino flux. We compare the neutrino energy injection rate with that of known transient source populations. This constrains the required luminosity and local event rate density required to explain the detection.

Next, we derive the local cosmic-ray energy injection rate from the Auger flux at  $\sim 4$  EeV, which corresponds to the proton energy needed to produce the KM3-230213A neutrino via photohadronic interactions. This upper bound limits the redshift range of the sources needed to explain the observed neutrino flux under the assumption of a diffuse astrophysical origin. We consider several redshift evolution scenarios, including the star formation rate (Hopkins & Beacom 2006), a luminosity-dependent density evolution for blazars (Ajello et al. 2012; Ajello et al. 2014), and a compact binary merger-rate-based model (Zhu et al. 2021).

In another scenario, the proton luminosity needed to explain the event via line-of-sight UHECR interactions with cosmic background photons is estimated. Our results place stringent constraints on the UHECR energy budget and redshift of the neutrino source or a source population.

We present our results in Sec. 2 and discuss the implications and conclusions in Sec. 3.

## 2. RESULTS

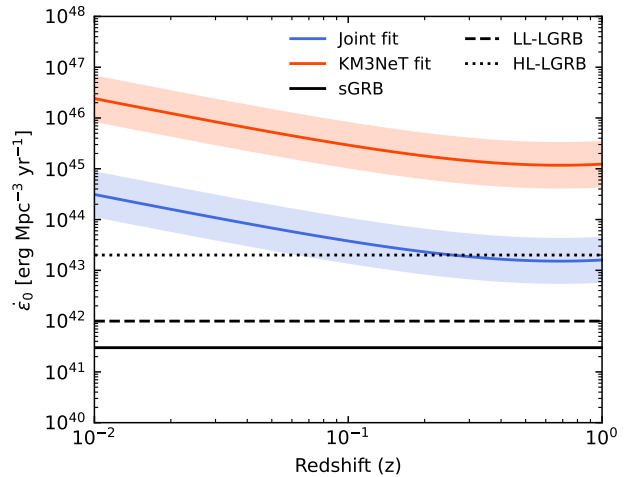
The acceleration of UHECRs in astrophysical environments depends on source parameters. Devoid of precise identification with a candidate class, our goal is to explore the neutrino origin based on various emission scenarios and test their feasibility constrained by the UHECR energy budget. In the following subsections, we analyze the three possibilities mentioned in Sec. 1 to probe their luminosity and distance.

### 2.1. Transient neutrino source

Assuming the neutrino event detected by KM3NeT originates from a transient associated with a point source, the differential energy injection rate is given by

$$\dot{\epsilon}_0(E_\nu) = 4\pi \times E_\nu^2 \Phi_\nu(E_\nu) 4\pi d_L^2 / V_c(z), \quad (1)$$

where  $E_\nu^2 \Phi_\nu(E_\nu)$  is the neutrino flux reported by KM3NeT,  $d_L$  is the luminosity distance to the source and  $V_c(z)$  is the comoving volume at redshift  $z$ . The energy injection rates corresponding to the joint fit and KM3NeT-fit flux levels are shown by the blue and red curves in Fig. 1, respectively. The



**Figure 1.** Local differential neutrino energy injection rate for the joint fit (blue) and KM3NeT-fit flux levels (red). The shaded regions correspond to the uncertainty in flux measurement. The energy injection rates for short GRBs, low-luminosity long GRBs, and high-luminosity long GRBs are shown for comparison, using characteristic values of injected energies and rate densities.

shaded bands indicate the flux uncertainty from KM3NeT data. This single-event estimate sets a lower bound on the energy injection rate from a transient source. Consistency with the observed neutrino flux and the corresponding cosmic-ray flux requires an adequate event rate, baryon loading, and efficient hadronic interactions ( $pp$  or  $p\gamma$ ).

Gamma-ray bursts (GRB), with their relativistic jets capable of accelerating cosmic rays to ultrahigh energies, are a suitable candidate class for the source of this neutrino event. However, no GRB was detected in spatial and temporal coincidence with the KM3NeT event, suggesting that if the source is a GRB, it may belong to the low-luminosity population, which is more numerous but harder to detect through electromagnetic counterparts. It should be noted that currently operating  $\gamma$ -ray detectors have limited sky coverage, and the proximity of the neutrino event to the Galactic plane further hinders source identification due to foreground Galactic emission obscuring potential counterparts. Alternatively, the event may be associated with an unrecognized class of transients that can accelerate hadrons and occur with a rate density compatible with the inferred energy budget.

We compare the required neutrino energy injection rate with that from populations of short GRBs (sGRBs), high-luminosity long GRBs (HL-LGRBs), and low-luminosity long GRBs (LL-LGRBs). We consider the neutrino energy budget to be  $\sim 10$  times that of the isotropic energy release in  $\gamma$  rays since the fraction of shock energy in non-thermal electrons is  $\epsilon_e \lesssim 0.1$  in the case of GRBs. The observed local event rate density of HL-LGRBs above an isotropic luminosity of  $10^{50}$  erg  $s^{-1}$  is  $\sim 1$  Gpc $^{-3}$  yr $^{-1}$ , while that for LL-LGRBs above  $5 \times 10^{46}$  erg  $s^{-1}$  is  $\sim 10^2$  Gpc $^{-3}$  yr $^{-1}$  (Sun et al. 2015). A typical duration of  $\sim 20$  s yields the  $\gamma$ -ray energy released in the GRB blastwave. Given the high

energy of the neutrino event, a relativistic jet is a plausible origin, though not all compact object mergers produce jet breakouts. The local event rate density of sGRBs is uncertain and estimated to be about  $\sim 0.5 - 3 \text{ Gpc}^{-3} \text{ yr}^{-1}$  at above  $10^{50} \text{ erg s}^{-1}$  (Wanderman & Piran 2015; Sun et al. 2015). In this case, we consider the rate density to be  $\mathcal{O} \sim 1 \text{ Gpc}^{-3} \text{ yr}^{-1}$  and a typical duration of 0.3 s to calculate the energy injection rate. The energy injection rate for all three classes of GRBs is shown in Fig. 1. The observed event rate density depends on redshift and luminosity. At low redshifts, the source evolution can be neglected. Interestingly, the neutrino energy budget inferred from the population of high-luminosity long gamma-ray bursts (HL-LGRBs) becomes comparable to that required to explain the joint-fit flux level at redshifts  $z \gtrsim 0.2$ . This raises the possibility that the cumulative contribution from HL-LGRBs could account for the KM3NeT event. However, for the neutrino to originate from a point source, the absence of a coincident luminous GRB detection by gamma-ray telescopes presents a challenge to this interpretation. LL-GRBs and sGRBs are unable to account for the energy budget of the observed neutrino event unless a significantly larger energy is released in neutrinos compared to  $\gamma$  rays in these transients.

The event rate density of these candidates decreases with increasing luminosity. Thus, a new source class might be required to explain a transient origin of the KM3NeT event. These sources must be efficient accelerators of UHECRs up to a few times  $10^{18} \text{ eV}$  energy. For a characteristic source with an isotropic neutrino energy budget of  $10^{50} \text{ ergs}$ , the joint-fit flux level would imply a local event rate density of  $\sim 400 \text{ Gpc}^{-3} \text{ yr}^{-1}$ , which is incompatible with known transients. Moreover, the production of neutrinos is accompanied by a comparable flux of  $\gamma$ -rays. Hence, the source must exhibit a suppressed  $\gamma$ -ray flux, probably due to absorption by soft photons within the emission region to evade detection by the current generation of Cherenkov imaging telescopes.

## 2.2. Diffuse astrophysical emission

If the inferred neutrino flux is attributable to an unresolved population of sources contributing to a diffuse background, then the flux can be written as (see, e.g., Stecker et al. 1993; Murase et al. 2007, 2012; Murase & Beacom 2010)

$$E_\nu^2 \Phi_\nu^{\text{diff}}(E_\nu) = \int dz \frac{dV}{dz} \frac{1}{4\pi d_L^2} E_\nu^2 \frac{d\dot{n}}{dE}(z) \quad (2)$$

where  $dV/dz$  is the cosmological volume element and  $E_\nu^2 d\dot{n}/dE_\nu(z)$  is the observed neutrino spectrum due to injections at redshift  $z$ . The total neutrino energy injection rate is given by  $Q_\nu(z) = \int dE'_\nu E'_\nu d\dot{n}'/dE'_\nu(z)$ . The local energy injection rate is  $Q_\nu \equiv Q_\nu(z=0)$  and  $dV/dz = cd_L^2 d\Omega/H_0(1+z)^2 E(z)$ , where  $d_L$  is the luminosity distance at  $z$  and  $H_0$  is the Hubble constant.  $E(z) = H(z)/H_0$  is the dimensionless Hubble parameter at redshift  $z$ . Rewriting Eqn. 2 with these substitutions, we have

$$E_\nu^2 \Phi_\nu^{\text{diff}}(E_\nu) = \frac{ct_H}{4\pi} (E_\nu Q_{E_\nu}) \int dz \left| \frac{dt}{dz} \right| f(z) \quad (3)$$

where  $E_\nu Q_{E_\nu}$  is the local differential energy input of neutrinos and  $f(z)$  is the redshift evolution function. The cosmological line element is given by  $|dt/dz|^{-1} = H_0(1+z)\sqrt{(1+z)^3\Omega_m + \Omega_\Lambda}$ . We consider  $H_0 = 67.3 \text{ km s}^{-1} \text{ Mpc}^{-1}$ ,  $\Omega_m = 0.315$  and  $\Omega_\Lambda = 0.685$  (Aghanim et al. 2020). For astrophysical sources producing neutrinos via  $p\gamma$  interaction, the corresponding cosmic-ray energy injection rate is calculated as (Waxman & Bahcall 1997)

$$E_\nu Q_{E_\nu} = \frac{3}{8} \min[1, f_{p,\pi}] E_{\text{CR}} Q_{E_{\text{CR}}}^{\text{KM3}} \quad (4)$$

where the photomeson production efficiency is given by  $f_{p,\pi}$ , that depends on the source class. For a power-law target photon spectrum,  $dn/d\varepsilon = n_0(\varepsilon/\varepsilon_0)^{-\beta}$  ( $\beta \gtrsim 1$ ), we have

$$f_{p,\pi} \approx \frac{2\varepsilon_0 n_0}{1+\beta} ct_{\text{int}} \sigma_\Delta \frac{\Delta \bar{\varepsilon}_\Delta}{\bar{\varepsilon}_\Delta} \left( \frac{E_{\text{cr}}}{E_{\text{cr}}^0} \right)^{\beta-1}, \quad (5)$$

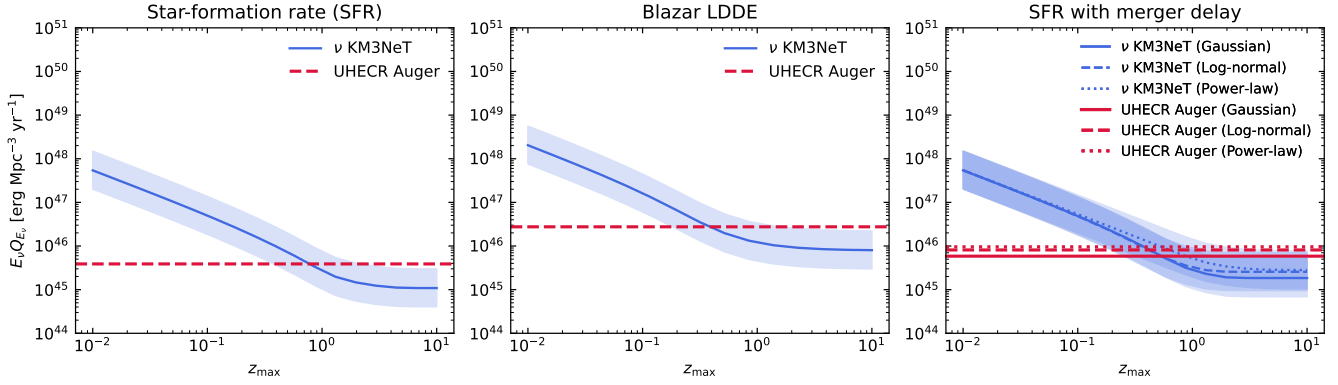
where  $t_{\text{int}}$  is the interaction time between CRs and photons,  $\sigma_\Delta \sim 5 \times 10^{-28} \text{ cm}^2$ ,  $\bar{\varepsilon}_\Delta \sim 0.3 \text{ GeV}$ ,  $\Delta \bar{\varepsilon}_\Delta \sim 0.2 \text{ GeV}$ ,  $E_{\text{cr}}^0 \approx 0.5 \delta^2 \bar{\varepsilon}_\Delta m_p c^2 / \varepsilon_0$ , and  $\delta$  is the Doppler factor of the CR source. We expect  $f_{p,\pi} \sim 0.01 - 0.1$  for GRB prompt emission. In the limit of semi-transparent sources,  $f_{p,\pi} \rightarrow 1$  yields the Waxman-Bahcall bound (Waxman & Bahcall 1999). However, we assume a conservative limit of  $f_{p,\pi} = 0.1$  for our analysis.

The UHECR energy injection rate derived from the neutrino flux depends on the distribution of sources in redshift and the assumed maximum redshift. The Spitzer space telescope constrains the cosmic star formation history up to  $z \sim 1$  (Coward 2007). At higher redshifts, a plateau in the range  $z \sim 1 - 4$  and a steep decrease at  $z \gtrsim 4$  is expected (see, e.g., Hopkins & Beacom 2006; Yuksel et al. 2008),

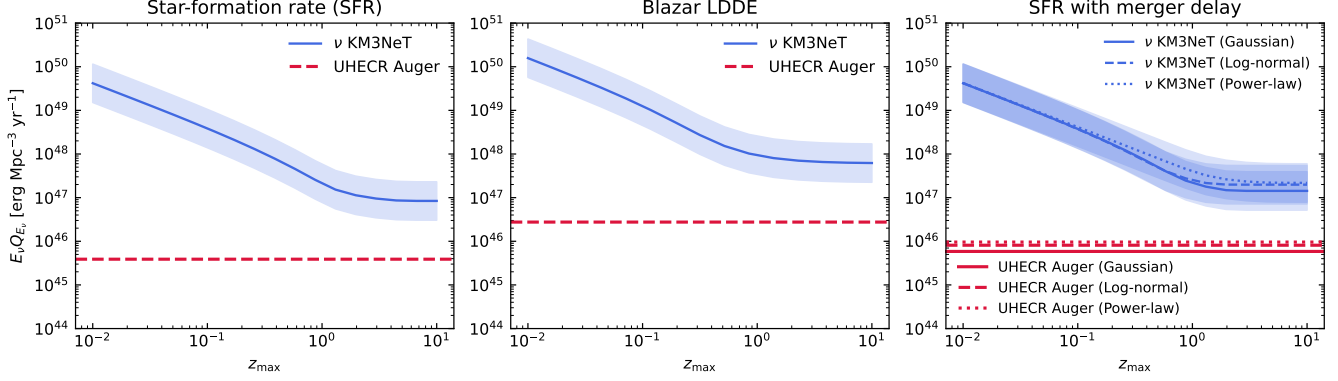
$$\psi_{\text{SFR}}(z) \propto \begin{cases} (1+z)^{3.44}, & z < 0.97 \\ 10^{1.09}(1+z)^{-0.26}, & 0.97 < z < 4.48 \\ 10^{6.66}(1+z)^{-7.8}, & z > 4.48 \end{cases} \quad (6)$$

In the case of blazars, a luminosity-dependent density evolution (LDDE) function is given in Ajello et al. (2012); Ajello et al. (2014) and  $f(z)$  in Eq. (3) is replaced by  $\int dL_{100} f(L_{100}, z)$ , where  $L_{100}$  is the  $\gamma$ -ray luminosity between 100 MeV to 100 GeV. Integrating over suitable parameter ranges gives the distribution of resolved and unresolved blazars in redshift-luminosity space (see, e.g., Palladino et al. 2019; Das et al. 2021). We add the contribution from BL Lacertae objects (BL Lacs) and flat spectrum radio quasars (FSRQs) to estimate the total energy injection rate.

The merger event rate density of binary neutron stars (BNS) and black hole–neutron star (BH–NS) systems,  $\dot{\rho}(z)$ , at redshift  $z$ , can be connected to the cosmological star formation rate density by accounting for the merger delay time from the formation of the binary system and the orbital decay timescale due to gravitational wave radiation. We use the functional form presented in the Appendix of Zhu et al.

Joint  $E^{-2}$  fit ( $f_{pn}=0.1$ )

**Figure 2.** The blue curve shows the local differential cosmic-ray energy injection rate required for the UHE $\nu$  detection by KM3NeT as a function of the maximum redshift of the source population. To compute this rate, we convert the single-flavor flux  $E_{\nu}^2 \Phi_{\nu+\bar{\nu}}^{1f}(E) = (7.5^{+13.1}_{-4.7}) \times 10^{-10}$  GeV cm $^{-2}$  s $^{-1}$  sr $^{-1}$  reported by KM3NeT in the 72 PeV–2.6 EeV range to all-flavor flux. The value corresponds to the joint KM3NeT, IceCube, and Auger analysis. We assume the efficiency of converting UHECRs to neutrinos at this energy is  $f_{p,\pi} = 0.1$  in the sources. The blue-shaded region corresponds to the neutrino flux uncertainty. The red dashed curve corresponds to the local differential cosmic-ray energy injection rate obtained using Auger UHECR flux at  $\gtrsim 4$  EeV for a fixed maximum redshift  $z_{\max} = 3$ . We explore the redshift evolution of sources given by star-formation rate (*left panel*), a luminosity-dependent density evolution function for blazars (*middle panel*), and star-formation rate with time delay due to compact binary merger events (*right panel*). For the latter, we use the redshift evolution function given by Gaussian delay, log-normal delay, and power-law delay. The required UHECR energy injection rate derived from KM3NeT observation exceeds the allowed limit from Auger measurements if the neutrino population is bound to  $z \lesssim 1$

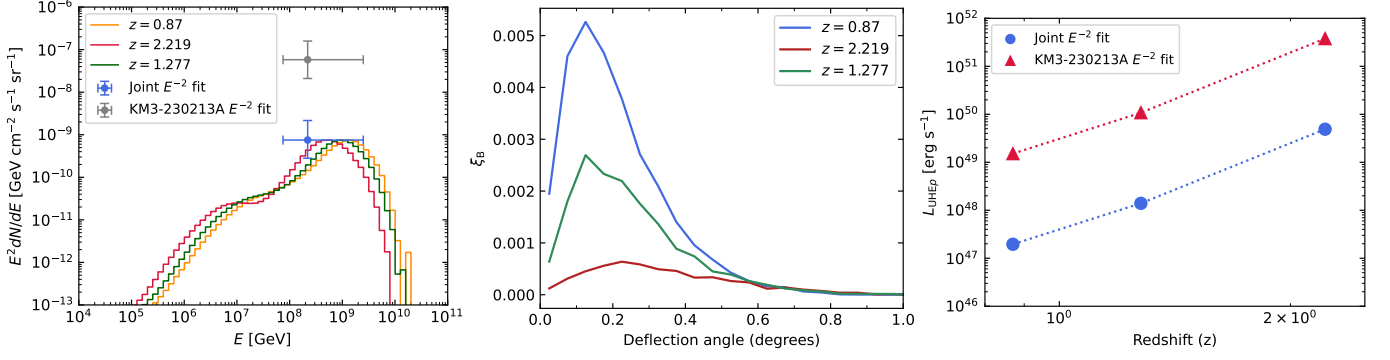
KM3-230213A  $E^{-2}$  fit ( $f_{pn}=0.1$ )

**Figure 3.** Same as Fig. 2 but for a single-flavor flux of  $E^2 \Phi_{\nu+\bar{\nu}}^{1f}(E) = (5.8^{+10.1}_{-3.7}) \times 10^{-8}$  GeV cm $^{-2}$  s $^{-1}$  sr $^{-1}$  corresponding to the KM3NeT-only fit to the neutrino event. In this case, the required UHECR energy injection rate for the neutrino flux exceeds the Auger limit at all redshifts.

(2021) for  $f(z)$ , assuming Gaussian (Virgili et al. 2011), log-normal, and power-law delay time distributions (Wanderman & Piran 2015). These distributions are based on NS-NS mergers, originally used to model the observed redshift distribution of short GRBs. NS–BH mergers are also believed to follow a broadly similar distribution.

The energy loss length of protons at 4 EeV is a few Gpc (Dermer et al. 2009), with Bethe–Heitler pair production on the extragalactic background light (infrared, optical, and ultraviolet photons) being the primary loss process, though its effect at this energy is negligible. Hence, using the same equation as Eq. (3), we calculate the local differential en-

ergy injection rate  $E_{\text{CR}} Q_{E_{\text{CR}}}^{\text{Auger}}$  using a fixed a value of maximum redshift  $z_{\max} = 3$ . The contribution of UHECRs beyond this value is negligible since the source evolution falls off sharply. The left-hand side of the equation is replaced by the latest UHECR flux measurement by Auger (Gonzalez et al. 2023). In Figs. 2 and 3, we present the variation of the UHECR energy budget with maximum redshift deduced from KM3NeT neutrino detection (blue curve) for the joint fit (using IceCube, KM3NeT, and Auger data) and KM3NeT only fit, respectively. The blue-shaded region corresponds to the flux uncertainty presented by KM3NeT (Adriani et al. 2025a). We also overlay the differential UHECR energy in-



**Figure 4.** *Left:* The single-flavor cosmogenic neutrino flux due to cosmological propagation of UHE protons injected from candidate blazar sources at various redshifts. The peak flux is normalized to the obtained flux at 220 PeV from the joint  $E^{-2}$  fit. *Middle:* The survival fraction of UHECRs as a function of angular deflection bins of  $0.05^\circ$  with respect to the line of sight. *Right:* The corresponding luminosity requirement in UHEp from these sources to explain the observed neutrino event converted to all-flavor flux for each of the fits by KM3NeT collaboration.

jection rate (red dashed curve) obtained from Auger spectrum data for a fixed maximum redshift  $z_{\max} = 3$ . The left, middle, and right panels show the redshift evolution for SFR, blazar LDDE, and SFR with merger delay, respectively.

In Fig. 2, the UHECR energy injection rate required to explain the observed neutrino in the joint fit becomes consistent with the Auger flux limits when the maximum redshift of the source population satisfies  $z_{\max} \gtrsim 0.9$  in the SFR case,  $\gtrsim 0.4$  for blazars, and  $\gtrsim 0.6$  for SFR with merger delay. If the sources contributing to the neutrino flux are restricted to a redshift range lower than these  $z_{\max}$ , the neutrino flux violates the Auger limit on the energy injection rate. However, Fig. 3 shows that the required energy injection rate in the KM3NeT-only fit is difficult to reconcile with the constraints from Auger. This suggests that an interpretation based on diffuse astrophysical emission is tenable, given the flux level obtained from the joint fit.

### 2.3. Cosmogenic neutrino from UHECRs

The  $3^\circ$  (99% C.L.) directional uncertainty of the reconstructed KM3NeT-ARCA event prevents a unique source association, allowing multiple candidates within the error region. We study the possibility of the neutrino event originating from the line-of-sight interaction of UHECRs injected by blazars lying within the angular uncertainty region (see, e.g., Essey et al. 2011; Das et al. 2022). Among 17 sources reported by Adriani et al. (2025d), only three sources have known redshift. These are 5BZCAT sources classified as FS-RQs and listed as sources #6, #7, and #8. Their redshifts are  $z = 0.87, 2.219, \text{ and } 1.277$ , respectively. We propagate UHECRs in the extragalactic medium using the Monte Carlo simulation framework CRPROPA 3.2 (Alves Batista et al. 2016, 2022) and include all energy loss processes, viz., photopion interaction, Bethe-Heitler pair production, energy loss due to adiabatic expansion of the Universe, and beta decay of secondary neutrons. Neutrinos are produced from the photopion interaction of UHE protons with the extragalactic background light and cosmic microwave background. The left panel in Fig. 4 shows the cosmogenic neutrino fluxes due to injection from aforementioned redshifts, assuming an in-

jection spectrum  $dN/dE \propto E^{-2}$  between 0.1 and 100 EeV. The peak of the simulated spectrum is normalized to the measured flux by KM3NeT corresponding to the joint fit.

To test the cosmogenic hypothesis, we perform 3-D simulations of UHECR deflection in the extragalactic medium, recorded on the surface of an observer sphere of radius 1 Mpc centered on Earth. We assume the random turbulent extragalactic magnetic field defined over 0.1 to 5 Mpc lengthscale with an RMS field strength of  $B = 10^{-5}$  nG and a turbulence coherence length  $\lambda_c \sim 1$  Mpc. The middle panel in Fig. 4 shows the survival fraction  $\xi_B$  of UHECRs as a function of deflection angle with respect to emission direction. This, in turn, allows us to calculate the kinetic power in UHE protons required at the source using the expression (Das et al. 2020),

$$L_{\text{UHEP}} = \frac{2\pi d_L^2 (1 - \cos \theta_{\text{jet}})}{\xi_B f_{\text{CR}}} \int_{\epsilon_{\nu, \min}}^{\epsilon_{\nu, \max}} \epsilon_\nu \frac{dN}{d\epsilon_\nu dAdt} d\epsilon_\nu \quad (7)$$

where  $2\pi d_L^2 (1 - \cos \theta_{\text{jet}})$  is the area of the spherical cap region subtended by the blazar jet at the distance of the observer. We consider typical values of jet opening angle  $\theta_{\text{jet}} \sim 0.1$  radians (Pushkarev et al. 2009; Finke 2019).  $f_{\text{CR}}$  is the fraction of injected power that goes into secondary neutrinos, and the integration is over the cosmogenic flux. We consider the fraction of UHECRs within  $0.3^\circ$  of the initial emission direction, which is 10% of the angular uncertainty.

The right panel of Fig. 4 shows the required luminosity as a function of redshift, where red and blue points correspond to the flux levels for KM3NeT-only fit and joint fit, respectively. The values obtained are higher than the typical Eddington luminosity of the blazars, calculated using the expression  $L_{\text{Edd}} = 10^{47} (M_{\text{BH}}/10^9 M_\odot) \text{ erg s}^{-1}$  (Falomo et al. 2003), where  $M_{\text{BH}}$  is the mass of the central supermassive black hole. For  $z \gtrsim 1$ , the luminosity for both cases tends to be much higher than in the case of AGNs. However, for an origin at  $z \lesssim 1$ , line-of-sight UHECR interactions cannot be ruled out for the joint fit flux level.

## 3. DISCUSSIONS & CONCLUSIONS

Based on the analysis presented in this letter, the flux from the KM3NeT-only fit is difficult to reconcile with all three

scenarios considered. Explaining the joint-fit neutrino flux with transient sources requires a much higher event rate density than that of known transient populations, such as GRBs. In particular, we show the energy injection rate of HL-LGRB, LL-LGRB, and sGRBs. Although the neutrino energy budget of the HL-LGRB population at  $z \gtrsim 0.2$  is comparable to that inferred for the point source origin of the KM3NeT event, a non-detection of luminous  $\gamma$ -ray source challenges this scenario. The near-horizontal trajectory of the KM3NeT event makes it difficult to identify electromagnetic counterparts. The combined data from KM3NeT, IceCube, and the Pierre Auger Observatory support the possibility of a source flare lasting  $\lesssim 2$  years (Neronov et al. 2025). However, such neutrino flaring sources are expected to be rare among known transient populations. This may indicate the existence of a previously unidentified class of transient source with a high local event rate density and which is  $\gamma$ -ray dark.

If the flux arises from a diffuse astrophysical emission, the source distribution is required to extend up to  $z \gtrsim 1$  to conform with the energy injection rate derived from Auger flux measurements. All the redshift evolution models considered here, viz., SFR, blazar LDDE, and SFR with merger delay, can account for the required UHECR energy injection rate for the joint fit. A diffuse neutrino flux, composed of astrophysical and cosmogenic components from UHECR sources distributed according to the star-formation rate (SFR), has been shown to explain the KM3NeT observations (Muzio et al. 2025). Our results show that if the photopion production efficiency is significantly lower than  $\sim 10\%$ , then the energy injection rate required for joint fit neutrino flux violates the Auger limit at this energy.

Under the cosmogenic hypothesis, explaining the neutrino event through line-of-sight UHECR interactions from candidate sources at high redshifts requires a highly collimated UHECR beam. A flaring or transient event can inject UHECRs that propagate along our line of sight and interact near the source. Over cosmological distances, even weak extragalactic magnetic fields can significantly deflect UHECRs, substantially increasing the required proton luminosity. KM3NeT collaboration has provided a list of potential blazar candidates lying within the angular uncertainty (Adri-

ani et al. 2025d). For an RMS field strength of  $10^{-5}$  nG, the necessary kinetic power in protons exceeds typical values expected from AGNs at  $z \gtrsim 1$ . For the local cumulative number density of blazars  $\sim 10^{-6}$  Mpc $^{-3}$ , the luminosity at  $z \lesssim 0.1$  is  $\mathcal{O} \sim 10^{46}$  erg s $^{-1}$ , which corresponds to powerful blazars with their synchrotron luminosity equivalent to the UHECR luminosity (Razzaque et al. 2012), indicating the viability of AGN sources. The luminosity could be much higher for a flaring source or transient event. The typical isotropic  $\gamma$ -ray luminosity of gamma-ray bursts is  $10^{51}$ - $10^{53}$  erg s $^{-1}$ , explaining the highest power required for KM3NeT-fit on the right panel of Fig. 4.

The cosmic-ray energy budget derived from the Auger flux at  $\sim 4$  EeV is a conservative lower limit, assuming negligible interactions at this energy. With a mean free path of  $\simeq 2$  Gpc ( $z \approx 0.5$ ), energy losses are minimal for nearby sources but may become significant at higher redshifts due to evolving cosmic photon backgrounds. In the semi-transparent limit of  $f_{p,\pi} \rightarrow 1$ , the allowed cosmic-ray energy budget corresponding to the KM3NeT event is an order of magnitude lower than that presented here. However, it is still higher than the limits obtained from Auger for the KM3NeT-only fit, as seen from Fig. 3. However, in the case of joint fit, only a fraction of the injected UHECR energy is sufficient for neutrino production at this flux level for substantially high  $f_{p,\pi}$ .

The KM3-230213A event demonstrates the capability of next-generation neutrino telescopes to probe extreme energies and rare sources. Joint constraints from neutrino,  $\gamma$ -ray, and UHECR observations are crucial to identify the origin of such events and constrain the physics of the most powerful cosmic accelerators. While proposing new astrophysical sources is speculative, KM3NeT observation is compelling to test various alternate phenomenological models.

- 1 S.D. and S.X. acknowledge the support from NASA
- 2 ATP award 80NSSC24K0896. B.Z. acknowledges NASA
- 3 80NSSC23M0104 for support; S.R. was partially supported
- 4 by a BRICS STI grant and by a NITheCS grant from the Na-
- 5 tional Research Foundation, South Africa.

## REFERENCES

- Aartsen, M. G., et al. 2013, *Science*, 342, 1242856, doi: [10.1126/science.1242856](https://doi.org/10.1126/science.1242856)
- . 2014, *Phys. Rev. Lett.*, 113, 101101, doi: [10.1103/PhysRevLett.113.101101](https://doi.org/10.1103/PhysRevLett.113.101101)
- Abbasi, R., et al. 2023, *Science*, 380, adc9818, doi: [10.1126/science.adc9818](https://doi.org/10.1126/science.adc9818)
- Abdollahi, S., et al. 2020, *Astrophys. J. Suppl.*, 247, 33, doi: [10.3847/1538-4365/ab6bcb](https://doi.org/10.3847/1538-4365/ab6bcb)
- Adriani, O., et al. 2025a. <https://arxiv.org/abs/2502.08173>
- . 2025b. <https://arxiv.org/abs/2502.08387>
- . 2025c. <https://arxiv.org/abs/2502.08508>
- . 2025d. <https://arxiv.org/abs/2502.08484>
- Aghanim, N., et al. 2020, *Astron. Astrophys.*, 641, A6, doi: [10.1051/0004-6361/201833910](https://doi.org/10.1051/0004-6361/201833910)
- Aiello, S., et al. 2025, *Nature*, 638, 376, doi: [10.1038/s41586-024-08543-1](https://doi.org/10.1038/s41586-024-08543-1)
- Ajello, M., Shaw, M. S., Romani, R. W., et al. 2012, *ApJ*, 751, 108, doi: [10.1088/0004-637X/751/2/108](https://doi.org/10.1088/0004-637X/751/2/108)
- Ajello, M., et al. 2014, *Astrophys. J.*, 780, 73, doi: [10.1088/0004-637X/780/1/73](https://doi.org/10.1088/0004-637X/780/1/73)
- Alves Batista, R., Dundovic, A., Erdmann, M., et al. 2016, *JCAP*, 05, 038, doi: [10.1088/1475-7516/2016/05/038](https://doi.org/10.1088/1475-7516/2016/05/038)

- Alves Batista, R., et al. 2022, JCAP, 09, 035, doi: [10.1088/1475-7516/2022/09/035](https://doi.org/10.1088/1475-7516/2022/09/035)
- Coward, D. 2007, New Astron. Rev., 51, 539, doi: [10.1016/j.newar.2007.03.003](https://doi.org/10.1016/j.newar.2007.03.003)
- Crnogorčević, M., Blanco, C., & Linden, T. 2025. <https://arxiv.org/abs/2503.16606>
- Das, S., Gupta, N., & Razzaque, S. 2020, Astrophys. J., 889, 149, doi: [10.3847/1538-4357/ab6131](https://doi.org/10.3847/1538-4357/ab6131)
- . 2021, Astrophys. J., 910, 100, doi: [10.3847/1538-4357/abe4cd](https://doi.org/10.3847/1538-4357/abe4cd)
- Das, S., Razzaque, S., & Gupta, N. 2022, A&A, 658, L6, doi: [10.1051/0004-6361/202142123](https://doi.org/10.1051/0004-6361/202142123)
- Dermer, C. D., Razzaque, S., Finke, J. D., & Atoyan, A. 2009, New J. Phys., 11, 065016, doi: [10.1088/1367-2630/11/6/065016](https://doi.org/10.1088/1367-2630/11/6/065016)
- Dzhatdoev, T. A. 2025. <https://arxiv.org/abs/2502.11434>
- Essey, W., Kalashev, O., Kusenko, A., & Beacom, J. F. 2011, Astrophys. J., 731, 51, doi: [10.1088/0004-637X/731/1/51](https://doi.org/10.1088/0004-637X/731/1/51)
- Falomo, R., Carangelo, N., & Treves, A. 2003, MNRAS, 343, 505, doi: [10.1046/j.1365-8711.2003.06690.x](https://doi.org/10.1046/j.1365-8711.2003.06690.x)
- Fang, K., Halzen, F., & Hooper, D. 2025, Astrophys. J. Lett., 982, L16, doi: [10.3847/2041-8213/adbbec](https://doi.org/10.3847/2041-8213/adbbec)
- Finke, J. D. 2019, ApJ, 870, 28, doi: [10.3847/1538-4357/aaf00c](https://doi.org/10.3847/1538-4357/aaf00c)
- Gonzalez, J. M., et al. 2023, PoS, ICRC2023, 288, doi: [10.22323/1.444.0288](https://doi.org/10.22323/1.444.0288)
- Hopkins, A. M., & Beacom, J. F. 2006, Astrophys. J., 651, 142, doi: [10.1086/506610](https://doi.org/10.1086/506610)
- Kotera, K., Allard, D., & Olinto, A. V. 2010, JCAP, 2010, 013, doi: [10.1088/1475-7516/2010/10/013](https://doi.org/10.1088/1475-7516/2010/10/013)
- Li, S. W., Machado, P., Naredo-Tuero, D., & Schwemberger, T. 2025. <https://arxiv.org/abs/2502.04508>
- Massaro, E., Maselli, A., Leto, C., et al. 2015, Astrophys. Space Sci., 357, 75, doi: [10.1007/s10509-015-2254-2](https://doi.org/10.1007/s10509-015-2254-2)
- Murase, K., Asano, K., & Nagataki, S. 2007, Astrophys. J., 671, 1886, doi: [10.1086/523031](https://doi.org/10.1086/523031)
- Murase, K., & Beacom, J. F. 2010, Phys. Rev. D, 81, 123001, doi: [10.1103/PhysRevD.81.123001](https://doi.org/10.1103/PhysRevD.81.123001)
- Murase, K., Beacom, J. F., & Takami, H. 2012, JCAP, 08, 030, doi: [10.1088/1475-7516/2012/08/030](https://doi.org/10.1088/1475-7516/2012/08/030)
- Murase, K., & Stecker, F. W. 2023, 483, doi: [10.1142/9789811282645\\_0010](https://doi.org/10.1142/9789811282645_0010)
- Muzio, M. S., Yuan, T., & Lu, L. 2025. <https://arxiv.org/abs/2502.06944>
- Neronov, A., Oikonomou, F., & Semikoz, D. 2025. <https://arxiv.org/abs/2502.12986>
- Palladino, A., Rodrigues, X., Gao, S., & Winter, W. 2019, Astrophys. J., 871, 41, doi: [10.3847/1538-4357/aaf507](https://doi.org/10.3847/1538-4357/aaf507)
- Pushkarev, A. B., Kovalev, Y. Y., Lister, M. L., & Savolainen, T. 2009, 507, L33, doi: [10.1051/0004-6361/200913422](https://doi.org/10.1051/0004-6361/200913422)
- Razzaque, S., Dermer, C. D., & Finke, J. D. 2012, Astrophys. J., 745, 196, doi: [10.1088/0004-637X/745/2/196](https://doi.org/10.1088/0004-637X/745/2/196)
- Stecker, F. W., Salamon, M. H., & Malkan, M. A. 1993, ApJL, 410, L71, doi: [10.1086/186882](https://doi.org/10.1086/186882)
- Sun, H., Zhang, B., & Li, Z. 2015, Astrophys. J., 812, 33, doi: [10.1088/0004-637X/812/1/33](https://doi.org/10.1088/0004-637X/812/1/33)
- Virgili, F. J., Zhang, B., O'Brien, P., & Troja, E. 2011, ApJ, 727, 109, doi: [10.1088/0004-637X/727/2/109](https://doi.org/10.1088/0004-637X/727/2/109)
- Wanderman, D., & Piran, T. 2015, Mon. Not. Roy. Astron. Soc., 448, 3026, doi: [10.1093/mnras/stv123](https://doi.org/10.1093/mnras/stv123)
- Waxman, E., & Bahcall, J. N. 1997, Phys. Rev. Lett., 78, 2292, doi: [10.1103/PhysRevLett.78.2292](https://doi.org/10.1103/PhysRevLett.78.2292)
- . 1999, Phys. Rev. D, 59, 023002, doi: [10.1103/PhysRevD.59.023002](https://doi.org/10.1103/PhysRevD.59.023002)
- Yuksel, H., Kistler, M. D., Beacom, J. F., & Hopkins, A. M. 2008, Astrophys. J. Lett., 683, L5, doi: [10.1086/591449](https://doi.org/10.1086/591449)
- Zhu, J.-P., et al. 2021, Astrophys. J., 917, 24, doi: [10.3847/1538-4357/abfe5e](https://doi.org/10.3847/1538-4357/abfe5e)