

# ESC-MVQ: End-to-End Semantic Communication With Multi-Codebook Vector Quantization

Junyong Shin, Yongjeong Oh, Jinsung Park, Joohyuk Park, and Yo-Seb Jeon

**Abstract**—This paper proposes a novel end-to-end digital semantic communication framework based on multi-codebook vector quantization (VQ), referred to as ESC-MVQ. Unlike prior approaches that rely on end-to-end training with a specific power or modulation scheme, often under a particular channel condition, ESC-MVQ models a channel transfer function as parallel binary symmetric channels (BSCs) with trainable bit-flip probabilities. Building on this model, ESC-MVQ jointly trains multiple VQ codebooks and their associated bit-flip probabilities with a single encoder-decoder pair. To maximize inference performance when deploying ESC-MVQ in digital communication systems, we devise an optimal communication strategy that jointly optimizes codebook assignment, adaptive modulation, and power allocation. To this end, we develop an iterative algorithm that selects the most suitable VQ codebook for semantic features and flexibly allocates power and modulation schemes across the transmitted symbols. Simulation results demonstrate that ESC-MVQ, using a single encoder-decoder pair, outperforms existing digital semantic communication methods in both performance and memory efficiency, offering a scalable and adaptive solution for realizing digital semantic communication in diverse channel conditions.

**Index Terms**—Digital semantic communication, joint source-channel coding, end-to-end training, multi-codebook vector quantization, adaptive modulation and power allocation.

## I. INTRODUCTION

Semantic communication is redefining the way information is transmitted by focusing on meaning rather than raw data accuracy. Unlike conventional systems that prioritize bit-level fidelity, semantic communication seeks to extract and convey only the most relevant information, ensuring that the received message aligns with its intended purpose. This approach is closely related to Weaver’s three levels of communication [1], where the goal extends beyond technical correctness to achieving semantic understanding and effective information exchange. By operating at the semantic level, this paradigm offers a fundamental shift in communication design, particularly beneficial in extremely bandwidth-limited and power-constrained environments where traditional methods struggle to maintain efficiency [2]–[4].

A major breakthrough in this field is the deep joint source-channel coding (DeepJSCC) [5], a deep learning-based joint source-channel coding approach. Unlike traditional separate source-channel coding schemes, DeepJSCC employs deep neural networks to extract semantic features from the source at the

transmitter, while reconstructing the source data from perturbed features at the receiver to perform semantic tasks. By learning this process in an end-to-end manner, it achieves significant performance gains over the traditional separate coding schemes. Harnessing the power of deep learning, DeepJSCC has enabled highly efficient communication strategies, representing a key milestone in the advancement of semantic communication [5]–[7]. The semantic features extracted by the deep neural network, however, are represented as a real-valued (e.g., 32-bit floating point) vector. Transmitting such continuous-valued representations is either infeasible or highly inefficient in digital communication. Therefore, a direct implementation of the original DeepJSCC approach may not be compatible with modern digital communication systems.

To realize semantic communications compatible with modern communication systems, digital semantic communication has been actively explored in recent studies. In [8], [9], the semantic features were reformulated as complex numbers and then directly mapped into digital symbols. In this approach, a customized constellation was designed to suit the semantic features, enabling finite-rate transmission. Another approach for digital semantic communication is to employ a quantization module that converts semantic features into finite-length bit sequences. A commonly adopted method is scalar quantization (SQ), which independently quantizes each feature entry and then applies digital modulation to the resulting bits. For example, in [10], [11], a simple one-bit binarization was used to transform each feature entry into a binary bit. In [12]–[14], a multi-bit predefined uniform SQ was employed for the same purpose. However, digital semantic communication based on predefined SQ faces fundamental limitations. First, SQ is unable to exploit correlations among different feature entries, as it quantizes each entry independently. Moreover, the use of a fixed, predefined quantizer hinders effective adaptation to the specific statistical distributions of the semantic features. These limitations restrict the efficiency of finite-bit representations, ultimately degrading the overall system performance.

Recently, digital semantic communication based on vector quantization (VQ) has received increasing attention to establish a learnable and efficient finite-bit representation of the semantic features [16]–[18]. The common idea behind these studies is to jointly train a learnable VQ codebook along with the encoder and decoder neural network to efficiently quantize its output features. This approach allows the quantizer to capture correlations among the feature entries and reflect their distribution, resulting in a more efficient finite-bit representation

Junyong Shin, Jinsung Park, Joohyuk Park, Yongjeong Oh, and Yo-Seb Jeon are with the Department of Electrical Engineering, POSTECH, Pohang, Gyeongbuk 37673, Republic of Korea (e-mail: sjyong@postech.ac.kr; yongjeongoh@postech.ac.kr; jinsung@postech.ac.kr; joohyuk.park@postech.ac.kr; yoseb.jeon@postech.ac.kr).

of the semantic feature with reduced quantization error [19]–[22]. However, all these methods heavily rely on an end-to-end training for a specific communication environment (e.g., power/rate constraints or channel conditions), making them vulnerable to performance degradation when there is a mismatch between training and deployment scenarios.

A straightforward approach to address the generalization issue is to utilize multiple models, each trained for a specific communication environment. However, this approach is not scalable to all possible scenarios, not only due to the vast diversity of communication environments but also because of the significant memory burden it imposes. To tackle this problem, an adaptive modulation scheme for the VQ outputs was introduced in [23], allowing the model to adjust its performance by selecting an appropriate modulation scheme based on the channel conditions. However, this method applies a fixed modulation order across all quantization outputs, which limits its flexibility in adapting to diverse and dynamic channel environments. This limitation can be addressed by adopting a flexible modulation scheme, as proposed in [24], or by incorporating a flexible power and modulation strategy, as explored in [14]. However, these studies are restricted to the SQ framework and therefore suffer from non-learnable and inefficient finite-bit representations. A flexible power and modulation scheme for VQ-based digital semantic communication remains an open challenge. The key difficulty in this direction lies in the fact that the VQ codebook, trained under a specific power and modulation configuration, may not be compatible with other power or modulation schemes. To the best of the authors’ knowledge, no existing studies have addressed how to enable flexible power and modulation for VQ-based digital semantic communication.

To fill this research gap, this paper proposes an end-to-end semantic communication framework with multi-codebook vector quantization, referred to as ESC-MVQ. Unlike prior approaches that rely on end-to-end training under a specific power or modulation scheme, often tailored to a particular channel condition, ESC-MVQ models a channel transfer function as parallel binary symmetric channels (BSCs) with trainable bit-flip probabilities, without assuming any fixed power, modulation scheme, or channel condition. This design makes the trained VQ codebooks independent of specific communication scenarios. To further enhance flexibility in adapting to diverse channel conditions, we train multiple VQ codebooks and their associated bit-flip probabilities alongside a single encoder-decoder pair. To maximize the inference performance when deploying ESC-MVQ in practical digital communication systems, we devise an optimal communication strategy that jointly assigns the most suitable VQ codebook to semantic features and flexibly allocates different power and modulation schemes across transmitted symbols. Simulation results demonstrate that the proposed ESC-MVQ framework outperforms existing digital semantic communication methods in terms of both performance and memory efficiency.

The main contributions of this paper are summarized as

follows:

- We develop a novel end-to-end training strategy for jointly training multiple VQ codebooks with semantic encoder and decoder, enabling scalable and adaptive semantic communication. In this strategy, the transmission and reception process of binary outputs are modeled as parallel BSCs with trainable bit-flip probabilities. Based on this model, we jointly optimize multiple VQ codebooks and their associated bit-flip probabilities alongside a single semantic encoder-decoder pair, leveraging the Gumbel-Softmax trick [25] and a carefully designed loss function.
- We devise optimal communication strategies for ESC-MVQ. Specifically, we formulate a joint codebook assignment, modulation, and power allocation problem under the constraint that the actual bit-error rates (BERs) in a digital communication system match the bit-flip probabilities learned for the VQ codebooks. To solve this problem, we develop a joint codebook assignment, adaptive modulation, and power allocation method. Additionally, we propose a low-complexity variant of this method by fixing the modulation order.
- Through simulations, we demonstrate that the proposed ESC-MVQ framework outperforms existing digital semantic communication methods in an image reconstruction task. Furthermore, the proposed framework significantly improves memory efficiency by using a single encoder-decoder pair, in contrast to prior methods that require multiple pairs. These results collectively confirm that ESC-MVQ is a promising solution for realizing scalable and channel-adaptive semantic communication compatible with modern wireless standards.

This work builds upon our previous study [26], where we introduced only the training strategy for jointly training multiple VQ codebooks with semantic encoder and decoder. In the current work, we newly propose communication strategies to optimize the trained performance of ESC-MVQ under varying power constraints and channel conditions. Based on the trained VQ codebooks and corresponding bit-flip probabilities, we jointly determine the codebook assignment for each sub-vector and optimize power and modulation allocation to minimize the distortion function. Through this extension, our simulation results demonstrate the superiority of the proposed framework in enhancing the task performance and promising scalability in digital semantic communication systems.

## II. SYSTEM MODEL AND PRELIMINARY

In this section, we present a digital semantic communication system considered in the proposed framework.

### A. Digital Semantic Communication System

A digital semantic communication system considered in this work is illustrated in Fig. 1. To perform a specific semantic task with a given data sample  $\mathbf{x} \in \mathbb{R}^{M_0}$ , the transmitter first employs

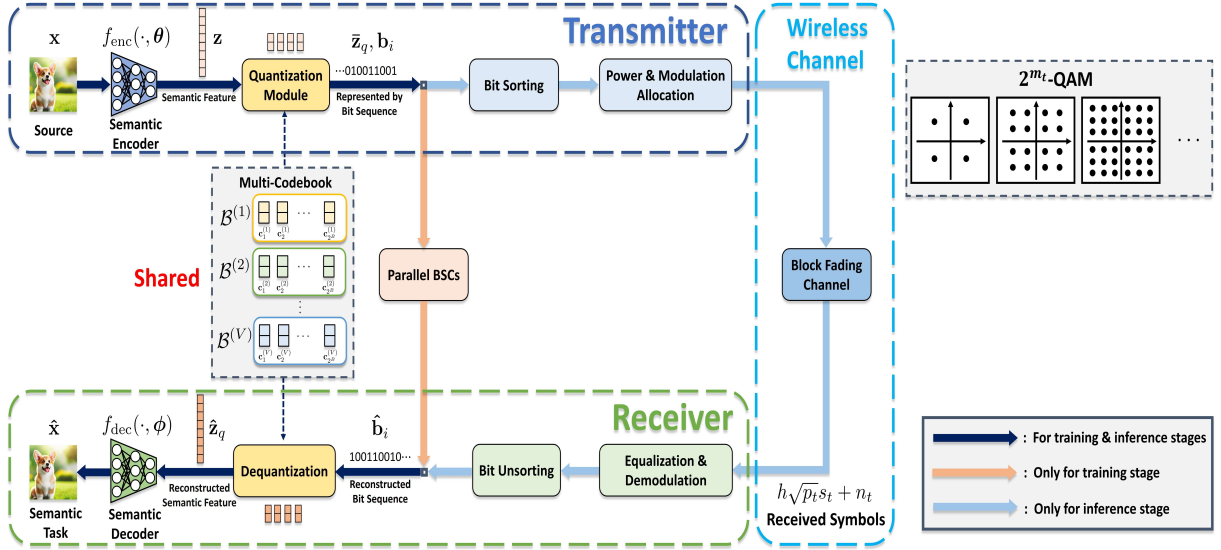


Fig. 1. An overall architecture of the proposed digital semantic communication framework.

a semantic encoder network  $f_{\text{enc}}(\cdot, \theta)$  to extract a semantic feature  $\mathbf{z} \in \mathbb{R}^{M'}$ , given by

$$\mathbf{z} = f_{\text{enc}}(\mathbf{x}, \theta) \in \mathbb{R}^{M'}. \quad (1)$$

Since the elements of  $\mathbf{z}$  are continuous-valued, they are quantized to enable finite-rate transmission via digital communication. A detailed description of the quantization process used in the proposed framework will be provided in the next subsection. After quantization, the bit sequence representing the quantized semantic feature is mapped to a symbol sequence  $\mathbf{s} = [s_1, \dots, s_T]$  of length  $T$  using digital modulation. The transmission rate, defined as the average number of transmitted bits per channel use, is given by

$$R = \frac{L}{T}, \quad (2)$$

where  $L$  denotes the bit sequence length. Let  $p_t$  be the power allocated to the symbol  $s_t$ , where the total power constraint is given by

$$\sum_{t=1}^T p_t = P_{\text{tot}}. \quad (3)$$

Then, each symbol  $s_t$  is transmitted with power  $p_t$  over a block-fading wireless channel, where the channel coefficients remain constant during the coherence time [27].

The received signal at time slot  $t$  is given by

$$y_t = h\sqrt{p_t}s_t + n_t, \quad t \in \{1, \dots, T\}, \quad (4)$$

where  $h \in \mathbb{C}$  is the complex-valued channel coefficient, and  $n_t$  represents the additive white Gaussian noise (AWGN) distributed as  $n_t \sim \mathcal{CN}(0, \sigma^2)$ . We assume that  $h$  takes independent values when transmitting each semantic feature from different input data samples. Additionally, we assume that the channel coefficient is perfectly known at both the transmitter

and receiver through perfect channel estimation and feedback. Under these assumptions, the transmitted bit sequence is reconstructed at the receiver using a detection process. After detection, the reconstructed bit sequence is dequantized into  $\hat{\mathbf{z}}_q$ , which serves as the input to the semantic decoder  $f_{\text{dec}}(\cdot, \phi)$ . The receiver employs the semantic decoder as

$$\hat{\mathbf{x}} = f_{\text{dec}}(\hat{\mathbf{z}}_q, \phi), \quad (5)$$

in order to perform the semantic task using the decoder output  $\hat{\mathbf{x}}$ .

### B. Product VQ Structure

In the digital communication system introduced above, it is crucial to employ an effective quantization method to mitigate the unwanted quantization errors between the original semantic feature  $\mathbf{z}$  and its quantization  $\bar{\mathbf{z}}_q$ , as these errors may lead to a degradation in task performance at the receiver. Since semantic features exhibit a specific distribution depending on the task, encoder, and decoder networks, the quantization method must be designed with this distribution in mind. Motivated by this, in this work, we adopt the product VQ structure from [28] owing to several advantages over standard SQ and VQ structures. First, compared to SQ, the use of a VQ codebook provides a more flexible and efficient way to capture the distribution of semantic features. Second, compared to conventional VQ, the product VQ structure reduces memory requirements and computational complexity. The product VQ structure considered in our work is illustrated in Fig. 2.

When employing the product VQ structure, the feature vector  $\mathbf{z}$  is divided into  $N$  sub-vectors, each of dimension  $D$ , and a  $D$ -dimensional codebook is used to quantize each sub-vector independently. Consequently, the relationship  $M' = N \times D$  holds. Let  $\mathcal{B}$  be a vector codebook using  $B$  bits, consisting of

$2^B$  codeword vectors, denoted as  $\{\mathbf{c}_k\}_{k=1}^{2^B}$ , each with dimension  $D$ . For the  $i$ -th sub-vector  $\mathbf{z}_i$  of  $\mathbf{z}$ , we define

$$\mathbf{z}_i = [z_{(i-1)D+1}, \dots, z_{iD}] \in \mathbb{R}^D, \quad (6)$$

where  $z_j$  refers to the  $j$ -th element of  $\mathbf{z}$ . Each sub-vector  $\mathbf{z}_i$  is quantized to  $\mathbf{z}_{q,i}$  by selecting the nearest codeword  $\mathbf{c}_k$  in  $\mathcal{B}$  based on the Euclidean distance:

$$\mathbf{z}_{q,i} = \underset{\mathbf{c}_k \in \mathcal{B}}{\operatorname{argmin}} \|\mathbf{z}_i - \mathbf{c}_k\|^2. \quad (7)$$

By concatenating the quantized sub-vectors, the quantized semantic feature is obtained as

$$\bar{\mathbf{z}}_q = [\mathbf{z}_{q,1}^\top, \dots, \mathbf{z}_{q,N}^\top]^\top. \quad (8)$$

For digital communication, each quantized sub-vector  $\mathbf{z}_{q,i}$  is converted into the  $B$ -bit binary sequence:

$$\mathbf{b}_i = \mathcal{I}_B(\mathbf{z}_{q,i}) \in \{0, 1\}^B, \quad (9)$$

where  $\mathcal{I}_B(\mathbf{z}_{q,i})$  is a binary mapper that outputs the binary representation of the index of the codeword vector  $\mathbf{z}_{q,i}$ . Consequently, the total length of the resulting bit sequence is calculated as  $L = N \times B$ . After the digital communication process, described in the previous subsection, the reconstructed bit sequence can be represented as

$$\hat{\mathbf{b}}_i = \mathcal{T}_i(\mathbf{b}_i) \in \{0, 1\}^B, \quad (10)$$

where  $\mathcal{T}_i(\mathbf{b}_i)$  is the channel transfer function, which transforms the transmitted bit sequence  $\mathbf{b}_i$  into the received binary sequence  $\hat{\mathbf{b}}_i$  at the receiver as a result of the digital communication process. Then the reconstructed sub-vector is generated as follows:

$$\hat{\mathbf{z}}_{q,i} = \mathcal{I}_B^{-1}(\hat{\mathbf{b}}_i) \quad (11)$$

where  $\mathcal{I}_B^{-1}(\hat{\mathbf{b}}_i)$  is an inverse binary mapper which outputs the codeword vector in  $\mathcal{B}$  whose index corresponds to  $\hat{\mathbf{b}}_i$ . Utilizing the above notations, the reconstructed sub-vector can also be expressed as

$$\hat{\mathbf{z}}_{q,i} = \mathcal{I}_B^{-1}(\mathcal{T}_i(\mathcal{I}_B(\mathbf{z}_{q,i}))). \quad (12)$$

Then the reconstructed semantic feature is obtained as

$$\hat{\mathbf{z}}_q = [\hat{\mathbf{z}}_{q,1}^\top, \dots, \hat{\mathbf{z}}_{q,N}^\top]^\top. \quad (13)$$

The relationship between  $\hat{\mathbf{z}}_q$  and  $\mathbf{z}_q$  is illustrated in Fig. 2. Additionally, during model training, gradient correction is applied to the decoder input as follows:

$$\hat{\mathbf{z}}_q \leftarrow \mathbf{z} + \operatorname{sg}(\hat{\mathbf{z}}_q - \mathbf{z}) \quad (14)$$

where  $\operatorname{sg}(\cdot)$  denotes the ‘stop-gradient’ operator, which prevents its argument from participating in backpropagation, treating it as a constant.

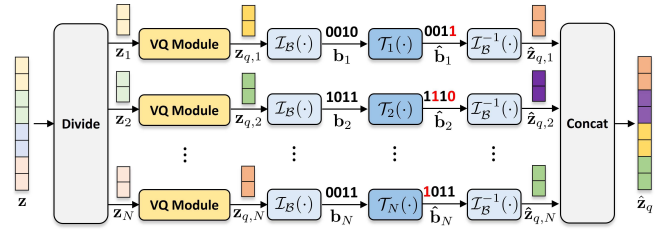


Fig. 2. An illustration of the operation of the proposed VQ module with a simplified model description.

### III. END-TO-END TRAINING STRATEGY FOR SEMANTIC COMMUNICATION WITH MULTI-CODEBOOK VQ

In this section, we first introduce the BSC modeling as a generalized methodology for incorporating communication errors into the VQ module in the semantic communication. Next, we present a training strategy that optimizes the bit-flip probability in the BSC model through end-to-end learning. Finally, we propose a multi-codebook training strategy to enhance adaptability across diverse communication environments.

#### A. Channel Transfer Function Modeling

When training the VQ module, it is essential to characterize the channel transfer function  $\mathcal{T}_i(\cdot)$  in (12), which determines the transformation from  $\mathbf{z}_{q,i}$  to  $\hat{\mathbf{z}}_{q,i}$ . This function depends on the digital communication scenario, incorporating the effects of channel coefficients, noise power, power allocation, and modulation order, leading to diverse characteristics. A common approach to address this variability is to train separate models tailored to specific scenarios and select the appropriate model based on given conditions. However, this approach is impractical due to the excessive memory and computational complexity required to accommodate all possible digital communication scenarios.

To overcome this limitation, we consider parallel BSCs, providing a simple yet effective way to model communication errors in various digital communication scenarios. The BSC model has been utilized in training encoder and decoder networks within joint source-channel coding frameworks (e.g., [10], [11]) and digital semantic communication frameworks (e.g., [14], [24]). In our work, we incorporate the BSC model into the joint training of the VQ module with the semantic communication for the first time.

Under the BSC modeling strategy, the channel transfer function  $\mathcal{T}_i(\cdot)$  is modeled as  $B$  parallel BSCs with a bit-flip probability sub-vector  $\boldsymbol{\mu}_i$ , whose output follows the probability mass function given by

$$\mathbb{P}(\mathcal{T}_i(\mathbf{b}_i) = \hat{\mathbf{b}}_i) = \prod_{j=1}^B \mu_{i,j}^{\mathcal{H}_{i,j}} (1 - \mu_{i,j})^{1 - \mathcal{H}_{i,j}}, \quad (15)$$

where  $\mu_{i,j}$  is the  $j$ -th element of  $\boldsymbol{\mu}_i$ , and  $\mathcal{H}_{i,j}$  denotes the Hamming distance between  $[\mathbf{b}_i]_j$  and  $[\hat{\mathbf{b}}_i]_j$ , returning 1 if the bits differ and 0 otherwise. By concatenating the bit-flip

probability sub-vectors, we define a bit-flip probability vector as

$$\bar{\boldsymbol{\mu}} = [\boldsymbol{\mu}_1^\top, \dots, \boldsymbol{\mu}_N^\top]^\top. \quad (16)$$

It is noteworthy that  $\mu_{i,j}$  mimics the bit error probability when transmitting the  $j$ -th bit of the index of the codeword vector  $\mathbf{z}_{q,i}$  through digital communication. This will be further clarified in Sec. IV.

By incorporating the channel transfer function in (15) into (12), the transition probability from the quantized sub-vector  $\mathbf{z}_{q,i}$  to the reconstructed sub-vector  $\hat{\mathbf{z}}_{q,i}$  is given by

$$\begin{aligned} p(\hat{\mathbf{z}}_{q,i}|\mathbf{z}_{q,i}) &\stackrel{(a)}{=} p(\hat{\mathbf{b}}_i|\mathbf{b}_i) = \mathbb{P}(\mathcal{T}_i(\mathbf{b}_i) = \hat{\mathbf{b}}_i) \\ &= \prod_{j=1}^B \mu_{i,j}^{\mathcal{H}_{i,j}} (1 - \mu_{i,j})^{1 - \mathcal{H}_{i,j}}, \end{aligned} \quad (17)$$

where (a) holds because both the binary mapper  $\mathcal{I}_{\mathcal{B}}(\cdot)$  and the inverse binary mapper  $\mathcal{I}_{\mathcal{B}}^{-1}(\cdot)$  are deterministic one-to-one mapping functions. By modeling the channel transfer function through the BSCs, communication errors can be effectively captured during the training process of the VQ module.

### B. End-to-End Training for ESC-MVQ

Based on the channel transfer function modeling in Sec. III-A, we present an end-to-end training strategy for the ESC-MVQ, which allows the joint optimization of the semantic encoder  $\boldsymbol{\theta}$ , the VQ codebook  $\mathcal{B}$ , and semantic decoder  $\phi$  along with the bit-flip probability vector  $\bar{\boldsymbol{\mu}}$ . To this end, we consider a joint loss function given by

$$\mathcal{L}_{\text{vq}} = d_0(\mathbf{x}, \hat{\mathbf{x}}) + d_1(\mathbf{z}, \hat{\mathbf{z}}_q) \quad (18)$$

where  $d_0(\mathbf{x}, \hat{\mathbf{x}})$  is a task-dependent loss term (e.g., mean squared error; MSE) and  $d_1(\mathbf{z}, \hat{\mathbf{z}}_q)$  is a communication loss term. The expression in (18) clearly demonstrates that our loss function takes into account both the task performance, captured by  $d_0(\mathbf{x}, \hat{\mathbf{x}})$ , and communication error, captured by  $d_1(\mathbf{z}, \hat{\mathbf{z}}_q)$ . In particular, the second loss term considers not only the quantization error introduced by the VQ codebook  $\mathcal{B}$  but also the communication error caused by the channel transfer function, which is absorbed into  $\hat{\mathbf{z}}_q$ .

Under our channel transfer function modeling, direct end-to-end training is not feasible because the transition from  $\mathbf{z}_{q,i}$  to  $\hat{\mathbf{z}}_{q,i}$  in (17) involves probabilistic sampling, which prevents direct backpropagation. To address this challenge, we employ the Gumbel-Softmax trick [25], which enables differentiable sampling from a categorical distribution. Specifically, it represents the sampled outcome as a deterministic function of  $\bar{\boldsymbol{\mu}}$ , allowing backpropagation. Based on the Gumbel-Softmax trick, the reconstructed sub-vector  $\hat{\mathbf{z}}_{q,i}$  is expressed as

$$\hat{\mathbf{z}}_{q,i} = \sum_{k=1}^{2^B} e_{i,k} \mathbf{c}_k, \quad (19)$$

where

$$e_{i,k} = \frac{\exp\{(\log p(\mathbf{c}_k|\mathbf{z}_{q,i}) + g_{i,k})/\tau\}}{\sum_{u=1}^{2^B} \exp\{(\log p(\mathbf{c}_u|\mathbf{z}_{q,i}) + g_{i,u})/\tau\}}, \quad (20)$$

and  $g_{i,k}$  is a random variable independently drawn from a *Gumbel*(0, 1) distribution. The parameter  $\tau$  regularizes the softness of the Softmax function in the Gumbel-Softmax trick. As  $\tau$  is annealed to zero during training, the trick gradually approximates a hard selection of the VQ codeword vector. Notably, the conventional use of the Gumbel-Softmax trick for the VQ module has been limited to efficient codebook updates, as in [17]. In contrast, our work is the first to leverage this trick for training the bit-flip probability vector  $\bar{\boldsymbol{\mu}}$  of the BSCs alongside the VQ module.

Based on the Gumbel-Softmax trick, the bit-flip probability vector  $\bar{\boldsymbol{\mu}}$  can be jointly trained with the semantic encoder, VQ codebook, and semantic decoder. However, as training progresses, all elements of  $\bar{\boldsymbol{\mu}}$  continue to decrease because minimizing the bit-flip probabilities consistently reduces the loss function in (18). Consequently, this causes the BSC model to diverge from practical communication scenarios, where bit errors cannot be arbitrarily reduced due to channel fading and noise. To prevent the bit-flip probabilities from becoming arbitrarily small, we modify our loss function by introducing a regularization term:

$$\mathcal{L}_{\text{esc-vq}} = \mathcal{L}_{\text{vq}} + \lambda \mathcal{R}(\bar{\boldsymbol{\mu}}), \quad (21)$$

where  $\mathcal{R}(\bar{\boldsymbol{\mu}})$  is a regularization function, defined as

$$\mathcal{R}(\bar{\boldsymbol{\mu}}) = \frac{1}{NB} \sum_i \sum_j \mu_{i,j} \log \mu_{i,j}, \quad (22)$$

and  $\lambda$  is a hyperparameter that determines the relative importance of  $\mathcal{R}(\bar{\boldsymbol{\mu}})$ . The regularization function is designed to be minimized as  $\mu_{i,j}$  approaches a certain probability value greater than  $\mu_{\min}$ . Therefore, a higher value of the hyperparameter  $\lambda$  results in larger bit-flip probabilities after training. This fact also implies that the bit-flip probabilities can be controlled by choosing a proper value of the hyperparameter  $\lambda$ .

### C. Multi-Codebook Training for ESC-MVQ

The end-to-end training strategy in Sec. III-B enables the semantic encoder, VQ codebook, and decoder to be robust against the bit-flip probabilities of the parallel BSCs. However, the bit-flip probabilities obtained from end-to-end training may not always be achievable in practical digital communication scenarios. For instance, when the channel gain is low or the transmission power is highly constrained, it may be impossible to achieve actual bit-error probabilities in digital communication that are lower than the trained bit-flip probabilities. Thus, relying on a single set of bit-flip probabilities may limit the model's ability to accommodate diverse digital communication scenarios.

To enhance flexibility and adaptability in end-to-end training, we propose a multi-codebook training strategy that jointly

optimizes multiple VQ codebooks, each tailored to support a distinct set of bit-flip probabilities. This approach enables the transmitter to dynamically select the most suitable VQ codebook based on the achievable bit-flip probabilities, thereby improving adaptability across diverse communication scenarios. In our strategy, we train  $V$  distinct VQ codebooks along with their associated bit-flip probability vectors under different regularization conditions. This is achieved by assigning  $V$  different values of the regularization parameter  $\lambda$ , denoted as  $\lambda^{(1)} < \dots < \lambda^{(V)}$ , to the loss function in (21). Additionally, we impose different constraints on the bit-flip probabilities, ensuring that the bit-flip probabilities for the  $v$ -th VQ codebook remain above a certain minimum value, denoted as  $\mu_{\min}^{(v)}$ . Let  $\mathcal{B}^{(v)} = \{\mathbf{c}_k^{(v)}\}_{k=1}^{2^B}$  be the  $v$ -th VQ codebook, and let  $\bar{\boldsymbol{\mu}}^{(v)} \in [\mu_{\min}^{(v)}, 0.5]^{N^B}$  represent the bit-flip probability vector associated with  $\mathcal{B}^{(v)}$ . The  $i$ -th quantized sub-vector using  $\mathcal{B}^{(v)}$  is then determined as

$$\mathbf{z}_{q,i}^{(v)} = \operatorname{argmin}_{\mathbf{c}_k \in \mathcal{B}^{(v)}} \|\mathbf{z}_i - \mathbf{c}_k\|^2. \quad (23)$$

Similarly, the transition probability  $p(\hat{\mathbf{z}}_{q,i}^{(v)} | \mathbf{z}_{q,i}^{(v)})$  is expressed as

$$p(\hat{\mathbf{z}}_{q,i}^{(v)} | \mathbf{z}_{q,i}^{(v)}) = \prod_{j=1}^B (\mu_{i,j}^{(v)})^{\mathcal{H}_{i,j}^{(v)}} (1 - \mu_{i,j}^{(v)})^{1 - \mathcal{H}_{i,j}^{(v)}}, \quad (24)$$

where  $\mu_{i,j}^{(v)}$  is the  $j$ -th element of  $\boldsymbol{\mu}_i^{(v)}$  and  $\mathcal{H}_{i,j}^{(v)}$  denotes the Hamming distance between the  $j$ -th elements of  $\mathcal{I}_{\mathcal{B}^{(v)}}(\mathbf{z}_{q,i}^{(v)})$  and  $\mathcal{I}_{\mathcal{B}^{(v)}}(\hat{\mathbf{z}}_{q,i}^{(v)})$ . Based on the Gumbel-Softmax trick, the reconstructed sub-vector  $\hat{\mathbf{z}}_{q,i}^{(v)}$  is expressed as

$$\hat{\mathbf{z}}_{q,i}^{(v)} = \sum_{k=1}^{2^B} e_{i,k}^{(v)} \mathbf{c}_k^{(v)}, \quad (25)$$

where

$$e_{i,k}^{(v)} = \frac{\exp\{(\log p(\mathbf{c}_k^{(v)} | \mathbf{z}_{q,i}^{(v)}) + g_{i,k}^{(v)})/\tau\}}{\sum_{u=1}^{2^B} \exp\{(\log p(\mathbf{c}_u^{(v)} | \mathbf{z}_{q,i}^{(v)}) + g_{i,u}^{(v)})/\tau\}}, \quad (26)$$

and  $g_{i,k}^{(v)} \sim \text{Gumbel}(0, 1)$ .

A straightforward approach to training  $V$  distinct VQ codebooks is to use  $V$  separate encoder-decoder pairs, with each pair trained to support a specific VQ codebook. In this case, the end-to-end training can be applied independently to each encoder-decoder pair. However, this approach is inefficient, as it requires storing multiple models, leading to significant memory overhead. To address this challenge, we employ a single encoder-decoder pair and develop a sequential multi-codebook training strategy to train it.

Our strategy consists of  $V$  sequential training steps where the  $v$ -th step is designed to simultaneously train the first  $v$  VQ codebooks. More specifically, at the start of the  $v$ -th step, the  $v$ -th codebook  $\mathcal{B}^{(v)}$  and the corresponding bit-flip probability vector  $\bar{\boldsymbol{\mu}}^{(v)}$  are initialized using the previously trained parameters  $\mathcal{B}^{(v-1)}$  and  $\bar{\boldsymbol{\mu}}^{(v-1)}$ , respectively. Then, we jointly train the  $v$  codebooks  $\mathcal{B}^{(1)}, \dots, \mathcal{B}^{(v)}$  and bit-flip probability vectors

---

**Algorithm 1:** Training strategy for ESC-MVQ

---

**1. Initialization:**

 Randomly initialize  $\boldsymbol{\theta}, \phi, \mathcal{B}^{(1)}$ , and  $\mathcal{M}^{(1)}$ ;

**2. Training:**
**for**  $v \in \{1, \dots, V\}$  **do**

   **while not converged do**

     $\mathbf{z} = f_{\text{enc}}(\mathbf{x}, \boldsymbol{\theta});$ 

    **for**  $u \in \{1, \dots, v\}$  **do**

      $\mathbf{z}_{q,i}^{(u)} = \operatorname{argmin}_{\mathbf{b}_k \in \mathcal{B}^{(u)}} \|\mathbf{z}_i - \mathbf{b}_k\|^2, \forall i;$ 

      $\tilde{\mathbf{z}}_{q,i}^{(u)} = \sum_{k=1}^{2^B} e_{i,k}^{(u)} \mathbf{b}_k^{(u)}$  in (25),  $\forall i;$ 

      $\hat{\mathbf{z}}_q^{(u)} \leftarrow \mathbf{z} + \text{sg}(\tilde{\mathbf{z}}_q^{(u)} - \mathbf{z});$ 

      $\hat{\mathbf{x}}^{(u)} = f_{\text{dec}}(\hat{\mathbf{z}}_q^{(u)}, \phi);$ 

   **end**

   Calculate  $\mathcal{L}_{\text{esc-mvq}}^{(v)}$  in (27) and update parameters;

**end**
 $\mathcal{B}^{(v+1)} = \mathcal{B}^{(v)};$ 
 $\mathcal{M}^{(v+1)} = \mathcal{M}^{(v)};$ 
**end**


---

 $\bar{\boldsymbol{\mu}}^{(1)}, \dots, \bar{\boldsymbol{\mu}}^{(v)}$  using the loss function  $\mathcal{L}_{\text{esc-mvq}}^{(v)}$  defined as

$$\mathcal{L}_{\text{esc-mvq}}^{(v)} = \frac{1}{\sum_{k=1}^v \eta^k} \sum_{u=1}^v \eta^u \mathcal{L}_{\text{esc-vq}}^{(u)}, \quad (27)$$

$$\mathcal{L}_{\text{esc-vq}}^{(u)} = \mathcal{L}_{\text{vq}}^{(u)} + \lambda^{(u)} \mathcal{R}(\mathcal{M}^{(u)}), \quad (28)$$

$$\mathcal{L}_{\text{vq}}^{(u)} = d_0(\mathbf{x}, \hat{\mathbf{x}}^{(u)}) + d_1(\mathbf{z}, \hat{\mathbf{z}}_q^{(u)}), \quad (29)$$

where  $\hat{\mathbf{x}}^{(u)} = f_{\text{dec}}(\hat{\mathbf{z}}_q^{(u)}, \phi)$  represents the decoder output from  $\hat{\mathbf{z}}_q^{(u)}$ , and  $\eta \leq 1$  is a hyperparameter that regulates the contribution of each codebook's loss in  $\mathcal{L}_{\text{esc-mvq}}^{(v)}$ . Our multi-codebook training strategy enables joint optimization of the encoder and decoder while simultaneously training multiple VQ codebooks, each tailored to support a distinct set of bit-flip probabilities. The overall training procedure is summarized in Algorithm 1.

**Numerical Example (Distribution of Bit-Flip Probabilities):** We present an example illustrating the distribution of bit-flip probabilities after training with our multi-codebook training strategy. Fig. 3 shows the cumulative distribution function (CDF) of  $\mu_{i,j}^{(v)}$  trained with our multi-codebook strategy using the CIFAR-100 dataset. The relevant parameters are set as  $V = 5$ ,  $[\mu_{\min}^{(1)}, \dots, \mu_{\min}^{(5)}] = [0.0005, 0.001, 0.0045, 0.02, 0.05]$ , and  $\lambda^{(v)} = \frac{1}{8} \cdot 2^{(v-1)}$ ,  $\forall v \in \{1, \dots, 5\}$ . Fig. 3 illustrates that a VQ codebook trained with a larger value of  $\lambda^{(v)}$  results in higher bit-flip probabilities, as expected. Additionally, Fig. 3 confirms that the bit-flip probabilities associated with different VQ codebooks follow distinct distributions. These results highlight that our multi-codebook training strategy effectively enhances the flexibility and adaptability of the trained semantic encoder and decoder.

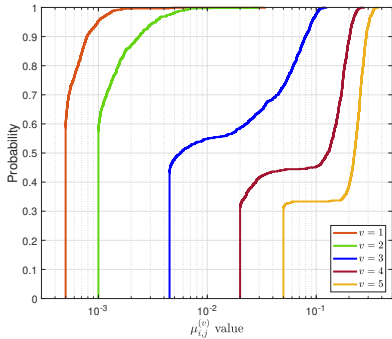


Fig. 3. The CDF of bit-flip probabilities  $\mu_{i,j}^{(v)}$  trained with our multi-codebook training strategy using the CIFAR-100 dataset.

#### IV. OPTIMAL COMMUNICATION STRATEGY FOR ESC-MVQ

In our ESC-MVQ framework, the multi-codebook training strategy offers  $V$  distinct VQ codebooks, each trained to support a specific set of bit-flip probabilities. This design enables the transmitter, during the inference stage, to dynamically assign the most suitable VQ codebook to each sub-vector, considering both the quality of the codebook and the feasibility of achieving the corresponding bit-flip probabilities. To maximize inference performance when deploying ESC-MVQ in practical digital semantic communication systems, this section presents an optimal communication strategy that jointly optimizes codebook assignment, adaptive modulation, and power allocation.

##### A. Problem Formulation

We formulate an optimization problem to jointly optimize VQ codebook, modulation order, and transmit power assignment for ESC-MVQ. Let  $v_i$  be the index of the VQ codebook assigned to the  $i$ -th quantized sub-vector  $\mathbf{z}_{q,i}$ . The codebook assignment for  $N$  sub-vectors is then represented by a vector  $\mathbf{v} = [v_1, \dots, v_N] \in \{1, \dots, V\}^N$ , which we refer to as the *codebook assignment* vector. To formulate the objective function of the optimization problem, we quantify the distortion associated with the codebook assignment. To this end, we define a distortion function of the  $i$ -th sub-vector using the  $v_i$ -th VQ codebook as

$$\begin{aligned} \mathcal{D}_i(v_i) &= \mathbb{E}_{\mathbf{z}_{q,i}^{(v_i)} | \mathbf{z}_i} [\|\hat{\mathbf{z}}_{q,i}^{(v_i)} - \mathbf{z}_i\|^2] \\ &\stackrel{(a)}{=} \sum_{k=1}^{2^B} p(\mathbf{c}_k^{(v_i)} | \mathbf{z}_{q,i}^{(v_i)}) \cdot \|\mathbf{c}_k^{(v_i)} - \mathbf{z}_i\|^2, \end{aligned} \quad (30)$$

where (a) is computed from the transition probability in (24). This function measures the mean squared error between the  $i$ -th sub-vector  $\mathbf{z}_i$  and the corresponding received sub-vector  $\hat{\mathbf{z}}_{q,i}^{(v_i)}$  with the  $v_i$ -th VQ codebook. Given the power constraint and channel coefficients, the values of  $v_i$  are determined by solving an optimization problem that minimizes the distortion function in (30) at both the transmitter and receiver. However, a key

challenge in this setup is that the receiver cannot directly access the true values of the sub-vectors  $\mathbf{z}_i$  required for computing the distortion in (30). To address this challenge, we approximate the exact distortion using its empirical average over the entire training dataset:

$$\mathcal{D}_i(v_i) \approx \underbrace{\frac{1}{|\mathcal{D}_{\text{train}}|} \sum_{\mathbf{x} \in \mathcal{D}_{\text{train}}} \mathcal{D}_i(v_i) |_{\mathbf{z} = f_{\text{enc}}(\mathbf{x}, \theta)}}_{\triangleq \hat{\mathcal{D}}_i(v_i)}, \quad (31)$$

where  $\mathcal{D}_{\text{train}}$  denotes the training dataset. The approximated values are stored as a precomputed  $V \times N$  table at both transmitter and receiver. This table is then used to solve the optimization problem.

When employing our multi-codebook training strategy in Sec. III-C, the  $v_i$ -th VQ codebook is trained to support parallel BSCs with the bit-flip probability vector  $\boldsymbol{\mu}_i^{(v_i)}$  for the  $i$ -th sub-vector. Thus, the overall bit-flip probability vector associated with the codebook assignment vector  $\mathbf{v}$  is given by

$$\tilde{\boldsymbol{\mu}}(\mathbf{v}) = [(\boldsymbol{\mu}_1^{(v_1)})^\top, \dots, (\boldsymbol{\mu}_N^{(v_N)})^\top]^\top. \quad (32)$$

To maximize the performance of ESC-MVQ, we must ensure that the actual BERs in a digital communication system match the bit-flip probabilities in  $\tilde{\boldsymbol{\mu}}(\mathbf{v})$ . For an uncoded QAM system, where the bit sequence representing the quantized semantic feature  $\bar{\mathbf{z}}_q$  is mapped to a symbol sequence  $\mathbf{s} = [s_1, \dots, s_T]$ , the BER for a symbol  $s_t$  modulated with  $m_t$ -QAM and transmit power  $p_t$  is approximated as [29]:

$$\begin{aligned} \epsilon(p_t; m_t) &\approx \frac{\sqrt{2^{m_t}} - 1}{\sqrt{2^{m_t}} \log_2 \sqrt{2^{m_t}}} \text{erf} \left( \sqrt{\frac{3p_t \gamma}{2(2^{m_t} - 1)}} \right) \\ &\quad + \frac{\sqrt{2^{m_t}} - 2}{\sqrt{2^{m_t}} \log_2 \sqrt{2^{m_t}}} \text{erf} \left( 3 \sqrt{\frac{3p_t \gamma}{2(2^{m_t} - 1)}} \right) \\ &\triangleq \hat{\epsilon}(p_t; m_t), \end{aligned} \quad (33)$$

where  $\gamma \triangleq \frac{|h|^2}{\sigma^2}$  is the instantaneous SNR of the system, and  $\text{erf}(x) \triangleq 1 - \frac{2}{\sqrt{\pi}} \int_0^x \exp(-u^2) du$  is the complementary error function. This expression suggests that the bit-flip probabilities associated with the symbol  $s_t$  can be aligned with the actual BER in (33) by adjusting the transmit power  $p_t$  and modulation order  $m_t$  according to the channel gain  $|h|^2$ . Based on this result, the BER-matching condition is given by

$$\hat{\epsilon}(p_t; m_t) = \frac{1}{m_t} \sum_{u=\bar{m}^{(t-1)}+1}^{\bar{m}^{(t-1)}+m_t} \text{sort}_u(\tilde{\boldsymbol{\mu}}(\mathbf{v})), \quad (34)$$

where  $\bar{m}^{(t-1)} = \sum_{i=1}^{t-1} m_i$  and  $\text{sort}_u(\mathbf{a})$  denotes the  $u$ -th smallest element of a vector  $\mathbf{a}$ . The sorting operation ensures that bits with similar bit-flip probabilities are modulated using the same symbol, improving the consistency of BER matching.

Based on the distortion function and BER-matching condition, the joint optimization problem for ESC-MVQ is formu-

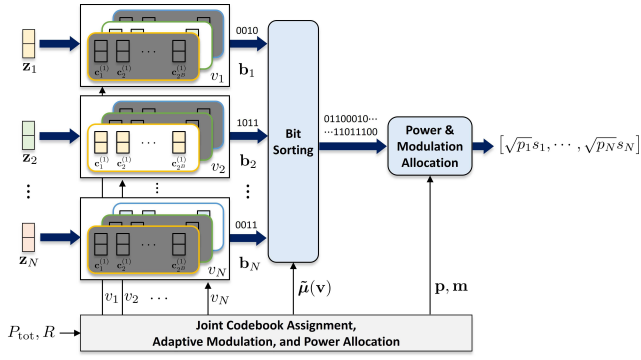


Fig. 4. An illustration of the JCAMP method.

lated as

$$\min_{\mathbf{v}, \mathbf{m}, \mathbf{p}} \sum_{i=1}^N \hat{\mathcal{D}}_i(v_i), \quad (35a)$$

$$\text{s.t. } \hat{\epsilon}(p_t; m_t) = \frac{1}{m_t} \sum_{u=\bar{m}^{(t-1)}+1}^{\bar{m}^{(t-1)}+m_t} \text{sort}_u(\tilde{\boldsymbol{\mu}}(\mathbf{v})), \quad \forall t, \quad (35b)$$

$$\sum_{t=1}^T p_t \leq P_{\text{tot}}, \quad p_t \geq 0, \quad (35c)$$

$$\frac{1}{T} \sum_{t=1}^T m_t \geq R, \quad m_t \in \{2, 4, \dots, m_{\text{max}}\}, \quad (35d)$$

where  $\mathbf{p} = [p_1, \dots, p_T]^T$  is a power allocation vector, and  $\mathbf{m} = [m_1, \dots, m_T]^T$  is a modulation order vector. This problem aims to minimize the overall distortion while optimizing power allocation, modulation order, and codebook assignment, subject to a total power constraint. Our optimization problem is combinatorial and involves non-convex constraints, making it computationally challenging to solve, especially for a large number of sub-vectors and VQ codebooks. To address this challenge, we develop two practical algorithms to efficiently solve the optimization problem in (35), which will be introduced in the following subsections.

### B. Joint Codebook Assignment, Adaptive Modulation, and Power Allocation (JCAMP) Method

To address the difficulties in solving the optimization problem (35), we present a joint codebook assignment, adaptive modulation, and power allocation (JCAMP) method, which is illustrated in Fig. 4. A major challenge arises from the fact that  $m_t$  bits are entangled in the BER-matching constraint in (35b) as these bits are jointly modulated as a single symbol. To circumvent this challenge, we temporarily assume that the BER-matching constraint is given in a per-bit basis as follows:

$$\hat{\epsilon}(\hat{p}_{i,j}; \hat{m}_{i,j}) = \mu_{i,j}^{(v_i)}, \quad (36)$$

where  $\hat{p}_{i,j}$  and  $\hat{m}_{i,j}$  is defined as a temporary power and temporary modulation order, respectively. Then our optimization

problem (35) can be reformulated as

$$\min_{\mathbf{v}, \hat{\mathbf{M}}, \hat{\mathbf{P}}} \sum_{i=1}^N \hat{\mathcal{D}}_i(v_i), \quad (37a)$$

$$\text{s.t. } \hat{\epsilon}(\hat{p}_{i,j}, \hat{m}_{i,j}) = \mu_{i,j}^{(v_i)}, \quad \forall i, j, \quad (37b)$$

$$\sum_{i=1}^N \sum_{j=1}^B \hat{p}_{i,j} \leq P_{\text{tot}}, \quad \hat{p}_{i,j} \geq 0. \quad (37c)$$

$$\frac{1}{NB} \sum_{i=1}^N \sum_{j=1}^B \hat{m}_{i,j} \geq R, \quad \hat{m}_{i,j} \in \{2, 4, \dots, m_{\text{max}}\}, \quad (37d)$$

where  $\hat{\mathbf{M}}$  and  $\hat{\mathbf{P}}$  are the temporary power and temporary modulation order matrix, respectively, such that  $[\hat{\mathbf{M}}]_{i,j} = \hat{m}_{i,j}$  and  $[\hat{\mathbf{P}}]_{i,j} = \hat{p}_{i,j}$ . As the BER function  $\hat{\epsilon}(\hat{p}_{i,j}, \hat{m}_{i,j})$  is monotonically decreasing with respect to  $\hat{p}_{i,j}$ , the temporary power can be efficiently determined by solving the equation (33) for  $\hat{p}_{i,j}$  using numerical methods such as bisection or Newton-Raphson algorithms [30]. We define the obtained solution as the optimal temporary power denoted as

$$\hat{p}_{i,j}^* = \hat{\epsilon}^{-1}(\mu_{i,j}^{(v_i)}; \hat{m}_{i,j}). \quad (38)$$

Then the problem simplifies to

$$\min_{\mathbf{v}, \hat{\mathbf{M}}} \sum_{i=1}^N \hat{\mathcal{D}}_i(v_i), \quad (39a)$$

$$\text{s.t. } \sum_{i=1}^N \sum_{j=1}^B \hat{p}_{i,j}^* \leq P_{\text{tot}}, \quad \hat{p}_{i,j}^* = \hat{\epsilon}^{-1}(\mu_{i,j}^{(v_i)}; \hat{m}_{i,j}), \quad (39b)$$

$$\frac{1}{NB} \sum_{i=1}^N \sum_{j=1}^B \hat{m}_{i,j} \geq R, \quad \hat{m}_{i,j} \in \{2, 4, \dots, m_{\text{max}}\}, \quad (39c)$$

To solve the optimization problem (39), we employ an alternating optimization approach which alternatively optimizes the temporary modulation order matrix  $\hat{\mathbf{M}}$  and codebook assignment vector  $\mathbf{v}$ . To this end, we decompose the optimization problem into two sub-problems, where the first sub-problem optimizes the codebook assignment vector  $\mathbf{v}$  for a fixed  $\hat{\mathbf{M}}$ , while the second sub-problem optimizes the temporary modulation order matrix  $\hat{\mathbf{M}}$  for a fixed  $\mathbf{v}$ .

Our first sub-problem aims to minimize the overall distortion by optimizing the codebook assignment vector  $\mathbf{v}$  for a fixed  $\hat{\mathbf{M}}$  as follows:

$$(P1) \min_{\mathbf{v}} \sum_{i=1}^N \hat{\mathcal{D}}_i(v_i), \quad (40a)$$

$$\text{s.t. } \sum_{i=1}^N \sum_{j=1}^B \hat{p}_{i,j}^* \leq P_{\text{tot}}, \quad \hat{p}_{i,j}^* = \hat{\epsilon}^{-1}(\mu_{i,j}^{(v_i)}; \hat{m}_{i,j}). \quad (40b)$$

To solve this problem in an efficient manner, we devise a greedy allocation algorithm, inspired by [31], that gradually minimizes the overall distortion  $\sum_{i=1}^N \hat{\mathcal{D}}_i(v_i)$ , while considering the power consumption to satisfy the constraint in (40b). In the proposed greedy algorithm, we initialize the codebook assignment vector



by choosing the highest codebook index (i.e.,  $v_i = V, \forall i$ ). This ensures that every sub-vector initially uses the lowest power. During iterations, we gradually reduce certain  $v_i$  values step-by-step to meet the power constraint. In particular, at each iteration, we select the index  $i^*$  that maximizes the distortion reduction relative to power increase:

$$i^* = \underset{i: v_i > 1}{\operatorname{argmax}} \frac{\hat{\mathcal{D}}_i(v_i) - \hat{\mathcal{D}}_i(v_i - 1)}{\sum_{j=1}^B \{\hat{\epsilon}^{-1}(\mu_{i,j}^{(v_i-1)}; \hat{m}_{i,j}) - \hat{\epsilon}^{-1}(\mu_{i,j}^{(v_i)}; \hat{m}_{i,j})\}}, \quad (41)$$

This criterion ensures that we prioritize changes that maximize distortion reduction while minimizing additional power consumption.

Our second sub-problem primarily aims to minimize the overall distortion by optimizing the temporary modulation order matrix  $\hat{\mathbf{M}}$  for a fixed  $\mathbf{v}$ . When fixing the codebook assignment vector, the original objective function  $\sum_{i=1}^N \hat{\mathcal{D}}_i(v_i)$  in (39) becomes a constant. Therefore, we choose the total transmit power  $\sum_{i=1}^N \sum_{j=1}^B \hat{p}_{i,j}^*$  as the objective function of our second sub-problem as follows:

$$(P2) \min_{\mathbf{v}} \sum_{i=1}^N \sum_{j=1}^B \hat{p}_{i,j}^*, \quad (42a)$$

$$\text{s.t. } \hat{p}_{i,j}^* = \hat{\epsilon}^{-1}(\mu_{i,j}^{(v_i)}; \hat{m}_{i,j}), \quad (42b)$$

$$\frac{1}{NB} \sum_{i=1}^N \sum_{j=1}^B \hat{m}_{i,j} \geq R, \quad \hat{m}_{i,j} \in \{2, 4, \dots, m_{\max}\}, \quad (42c)$$

This problem is still relevant to the original problem (39) because reducing the total transmit power contributes to offer a room to reduce the overall distortion when solving the first sub-problem (P1). To solve the second sub-problem, we also employ a greedy-type swapping algorithm. In this algorithm, we minimize the total transmission power by making a single adjustment on two temporary modulation orders while maintaining the constraint in (42c). Specifically, for every iteration, we choose  $\hat{m}_{i_1, j_1}$  and  $\hat{m}_{i_2, j_2}$  and examine whether the total power can be reduced by adjusting  $\hat{m}_{i_1, j_1} \leftarrow \hat{m}_{i_1, j_1} + 2$  and  $\hat{m}_{i_2, j_2} \leftarrow \hat{m}_{i_2, j_2} - 2$ . This adjustment leads to the increase in  $\hat{p}_{i_1, j_1}^*$  and the decrease in  $\hat{p}_{i_2, j_2}^*$ . To maximize the power reduction, while minimizing the power increment, we identify two indices  $(i_1, j_1)$  and  $(i_2, j_2)$  as follows:

$$(i_1, j_1) = \underset{(i,j)}{\operatorname{argmin}} \hat{\epsilon}^{-1}(\mu_{i,j}^{(v_i)}; \hat{m}_{i,j} + 2) - \hat{\epsilon}^{-1}(\mu_{i,j}^{(v_i)}; \hat{m}_{i,j}), \quad (43)$$

$$(i_2, j_2) = \underset{(i,j)}{\operatorname{argmax}} \hat{\epsilon}^{-1}(\mu_{i,j}^{(v_i)}; \hat{m}_{i,j}) - \hat{\epsilon}^{-1}(\mu_{i,j}^{(v_i)}; \hat{m}_{i,j} - 2). \quad (44)$$

If the amount of the power increment is smaller than the amount of the power reduction, the adjustment on the modulation orders  $\hat{m}_{i_1, j_1}$  and  $\hat{m}_{i_2, j_2}$  are made. This ensures that the rate constraint is maintained while minimizing the total transmit power. This adjustment is performed iteratively until the amount of the power increment becomes larger than the amount of the power

---

**Algorithm 2:** Proposed JCAMP method

---

```

 $v_i = V, \hat{m}_{i,j} = \frac{NB}{T}, \forall i, j;$ 
while  $\sum_{i,j} \hat{\epsilon}^{-1}(\mu_{i,j}^{(v_i)}; \hat{m}_{i,j}) \leq P_{\text{tot}}$  do
   $\hat{m}_{i,j}^{\text{buffer}} = \hat{m}_{i,j}, \forall i, j;$ 
  // Optimization for (P1):
  Choose  $i^*$  from (41);
   $v_{i^*} \leftarrow v_{i^*} - 1;$ 
  // Optimization for (P2):
  for  $it \in \{1, \dots, \text{iter}_{\max}\}$  do
    Determine  $(i_1, j_1)$  &  $(i_2, j_2)$  from (43) & (44);
     $p_+ = \hat{\epsilon}^{-1}(\mu_{i_1, j_1}^{(v_{i_1})}; \hat{m}_{i_1, j_1} + 2) - \hat{\epsilon}^{-1}(\mu_{i_1, j_1}^{(v_{i_1})}; \hat{m}_{i_1, j_1});$ 
     $p_- = \hat{\epsilon}^{-1}(\mu_{i_2, j_2}^{(v_{i_2})}; \hat{m}_{i_2, j_2}) - \hat{\epsilon}^{-1}(\mu_{i_2, j_2}^{(v_{i_2})}; \hat{m}_{i_2, j_2} - 2);$ 
    if  $p_+ < p_-$  then
       $\hat{m}_{i_1, j_1} \leftarrow \hat{m}_{i_1, j_1} + 2;$ 
       $\hat{m}_{i_2, j_2} \leftarrow \hat{m}_{i_2, j_2} - 2;$ 
    else
      | Break;
    end
  end
   $v_{i^*} \leftarrow v_{i^*} + 1;$ 
   $\hat{m}_{i,j} = \hat{m}_{i,j}^{\text{buffer}}, \forall i, j;$ 
  // Post processing:
  Determine  $\{(i_u, j_u)\}_{u=1}^{NB}$  by sorting  $\{\mu_{i,j}^{(v_i)}\}_{i,j};$ 
   $\mathcal{A} = \{1, \dots, NB\};$ 
  for  $t \in \{1, \dots, T\}$  do
     $u^* = \min(\mathcal{A});$ 
     $m_t = \hat{m}_{(i_{u^*}, j_{u^*})};$ 
     $\mathcal{J}_t = \{u \in \mathcal{A} \mid \hat{m}_{(i_u, j_u)} = m_t\};$ 
    if  $|\mathcal{J}_t| \geq m_t$  then
      Choose  $\mathcal{K}_t$  as the set of  $m_t$  the smallest indices in  $\mathcal{J}_t;$ 
       $\bar{\mu}_t = \frac{1}{m_t} \sum_{(i,j) \in \mathcal{K}_t} \mu_{i,j}^{(v_i)};$ 
       $p_t = \hat{\epsilon}^{-1}(\bar{\mu}_t; m_t);$ 
       $\mathcal{A} \leftarrow \mathcal{A} - \mathcal{K}_t;$ 
    else
      | Break;
    end
  end
  Group the remaining bits with the max. mod. order;
   $p_t \leftarrow p_t + \frac{1}{T}(P_{\text{tot}} - \sum_{t=1}^T p_t);$ 

```

---

reduction or the number of iterations reaches a predefined maximum number  $\text{iter}_{\max}$ .

In the proposed JCAMP method, the codebook assignment vector and temporary modulation order matrix are initialized as  $v_i = V$  and  $\hat{m}_{i,j} = \frac{NB}{T}, \forall i, j$ . Then, the codebook assignment vector  $\mathbf{v}$  is updated by solving the sub-problem (P1) while keeping  $\hat{\mathbf{M}}$  is fixed. Afterward, the modulation order matrix  $\hat{\mathbf{M}}$  is updated by solving the sub-problem (P2) while keeping  $\mathbf{v}$  fixed. These steps are repeated until the temporary power constraint  $\sum_{i=1}^N \sum_{j=1}^B \hat{\epsilon}^{-1}(\mu_{i,j}^{(v_i)}; \hat{m}_{i,j}) \leq P_{\text{tot}}$  is satisfied.

Once  $\mathbf{v}$  and  $\hat{\mathbf{M}}$  are determined, a post-processing step is required to determine the *actual* power allocation  $\{p_t\}_t$  and modulation orders  $\{m_t\}_t$  for the  $T$  transmitted symbols. First

of all, the bit sequence is sorted in ascending order of the bit-flip probabilities  $\{\mu_{i,j}^{(v_i)}\}_{i,j}$  determined from  $\mathbf{v}$ . The index  $(i_u, j_u)$  is then defined as the index associated with the  $u$ -th lowest bit-flip probability among  $\{\mu_{i,j}^{(v_i)}\}_{i,j}$ . After sorting, bits with the same  $\hat{m}_{i,j}$  values and similar  $\mu_{i,j}^{(v_i)}$  values are grouped into  $\{s_t\}_t$ . For each symbol  $s_t$ , let  $\mathcal{A}$  be the set of ungrouped bit indices  $\{(i_u, j_u)\}_u$ . The modulation order  $m_t$  for  $s_t$  is then selected as  $m_t = \hat{m}_{i_{u^*}, j_{u^*}}$ , where  $u^*$  is the smallest index in  $\mathcal{A}$ . Next, we identify the candidate set of bit indices with the same modulation order:

$$\mathcal{J}_t = \{u \in \mathcal{A} \mid \hat{m}_{i_u, j_u} = m_t\}, \quad (45)$$

and define  $\mathcal{K}_t$  as the  $m_t$  smallest indices in  $\mathcal{J}_t$ .<sup>1</sup> This index set  $\mathcal{K}_t$  is used for symbol mapping at the transmitter and for symbol de-mapping at the receiver<sup>2</sup>. Finally, the power allocated to  $s_t$  is computed as  $p_t = \hat{\epsilon}^{-1}(\bar{\mu}_t; m_t)$ , where  $\bar{\mu}_t$  is the average bit-flip probability for the bits in  $\mathcal{K}_t$ , computed as

$$\bar{\mu}_t = \frac{1}{m_t} \sum_{(i,j) \in \mathcal{K}_t} \mu_{i,j}^{(v_i)}. \quad (46)$$

This process is repeated until all the  $NB$  bits are assigned appropriate modulation orders and power levels. If the total power constraint is not satisfied due to discrepancies between temporary and actual power, the power allocation is further adjusted as

$$p_t \leftarrow p_t + \frac{1}{T} (P_{\text{tot}} - \sum_{t=1}^T p_t). \quad (47)$$

The overall procedure of the proposed JCAMP method, including the post-processing step, is summarized in Algorithm 2.

### C. Joint Codebook Assignment and Power Allocation (JCAMP) Method

The proposed JCAMP method in Sec. IV-B jointly optimizes codebook assignment, modulation order, and power allocation. However, adjusting the modulation order across the bit sequence may increase both implementation and computation complexities. To reduce these complexities, we also present a joint codebook assignment and power allocation (JCAMP) method that solve the optimization problem in (35) under fixed modulation. In this method, we consider a fixed modulation order  $m_t = R = \frac{NB}{T}$ , implying that the constraint in (35d) is

<sup>1</sup>When no further bits can be grouped, i.e.  $|\mathcal{J}_t| < m_t$ , the remaining bits are grouped with the maximum modulation order.

<sup>2</sup>During this process, no exchange of bit grouping information between the transmitter and receiver is necessary, as both ends operate the same algorithm under shared communication constraints, yielding identical grouping results.

satisfied. Then, the original problem (35) simplifies to

$$\min_{\mathbf{v}, \mathbf{p}} \sum_{i=1}^N \hat{\mathcal{D}}_i(v_i), \quad (48a)$$

$$\text{s.t. } \hat{\epsilon}(p_t, R) = \frac{1}{R} \sum_{u=(t-1)R+1}^{tR} \text{sort}_u(\bar{\mu}(\mathbf{v})), \quad \forall t, \quad (48b)$$

$$\sum_{t=1}^T p_t \leq P_{\text{tot}}, \quad p_t \geq 0. \quad (48c)$$

This problem aims at jointly optimizing the codebook assignment vector  $\mathbf{v}$  and power allocation vector  $\mathbf{p}$  to minimize the overall distortion.

Solving (48) is still challenging due to the entanglement between  $\mathbf{v}$  and  $\mathbf{p}$ . To circumvent this challenge, we temporarily assume that the BER-matching constraint is given in a per-bit basis as follows:

$$\hat{\epsilon}(\hat{p}_{i,j}; R) = \mu_{i,j}^{(v_i)}, \quad (49)$$

where  $\hat{p}_{i,j}$  is referred to as a temporary power. As discussed in Sec. IV-B, the temporary power can be efficiently determined by solving the equation (49) for  $\hat{p}_{i,j}$  using numerical methods. Then the corresponding solution is obtained as  $\hat{p}_{i,j}^* = \hat{\epsilon}^{-1}(\mu_{i,j}^{(v_i)}; R)$ . Based on the temporary power allocation, our problem (48) reduces to a codebook assignment problem:

$$\min_{\mathbf{v}} \sum_{i=1}^N \hat{\mathcal{D}}_i(v_i), \quad (50a)$$

$$\text{s.t. } \sum_{i=1}^N \sum_{j=1}^B \hat{p}_{i,j}^* \leq P_{\text{tot}}, \quad \hat{p}_{i,j}^* = \hat{\epsilon}^{-1}(\mu_{i,j}^{(v_i)}; R). \quad (50b)$$

To solve the above problem in an efficient manner, we devise a greedy allocation algorithm, as done in Sec. IV-B. In this algorithm, we initialize the codebook assignment vector by choosing the highest codebook index (i.e.,  $v_i = V, \forall i$ ). Then, during iterations, we gradually reduce certain  $v_i$  values step-by-step to meet the power constraint. In particular, at each iteration, we select the index  $i^*$  that maximizes the distortion reduction relative to power increase:

$$i^* = \underset{i: v_i > 1}{\text{argmax}} \frac{\hat{\mathcal{D}}_i(v_i) - \hat{\mathcal{D}}_i(v_i - 1)}{\sum_{j=1}^B \{\hat{\epsilon}^{-1}(\mu_{i,j}^{(v_i-1)}; R) - \hat{\epsilon}^{-1}(\mu_{i,j}^{(v_i)}; R)\}}, \quad (51)$$

Once the codebook assignment vector  $\mathbf{v}$  is determined using the greedy algorithm, the actual power allocation  $p_t$  is obtained by the same post-processing as in the previous subsection with a fixed modulation order. The bit sequence is sorted in ascending order of the bit-flip probabilities  $\{\mu_{i,j}^{(v_i)}\}_{i,j}$  determined from  $\mathbf{v}$ . The index  $(i_u, j_u)$  is then defined as the index associated with the  $u$ -th lowest bit-flip probability among  $\{\mu_{i,j}^{(v_i)}\}_{i,j}$ . Following the sorted order, we define  $\mathcal{K}_t = \{(i_{(t-1)R+1}, j_{(t-1)R+1}), \dots, (i_{tR}, j_{tR})\}$  as the set of bit indices grouped into symbol  $s_t$ . Afterwards, for the average bit-flip probability  $\bar{\mu}_t$  defined in (46), we compute

**Algorithm 3:** Proposed JCAP method

---

```

 $v_i = V, \forall i, R = \frac{NB}{T};$ 
while  $\sum_{i,j} \hat{\epsilon}^{-1}(\mu_{i,j}^{(v_i)}; R) \leq P_{\text{tot}}$  do
  | Choose  $i^*$  from (51);
  |  $v_{i^*} \leftarrow v_{i^*} - 1;$ 
end
 $v_{i^*} \leftarrow v_{i^*} + 1;$ 
// Post processing:
Determine  $\{(i_u, j_u)\}_{u=1}^{NB}$  by sorting  $\{\mu_{i,j}^{(v_i)}\}_{i,j};$ 
for  $t \in \{1, \dots, T\}$  do
  |  $\mathcal{K}_t = \{(i_{(t-1)R+1}, j_{(t-1)R+1}), \dots, (i_{tR}, j_{tR})\};$ 
  |  $\bar{\mu}_t = \frac{1}{R} \sum_{(i,j) \in \mathcal{K}_t} \mu_{i,j}^{(v_i)};$ 
  |  $p_t = \hat{\epsilon}^{-1}(\bar{\mu}_t; R);$ 
end
 $p_t \leftarrow p_t + \frac{1}{T} (P_{\text{tot}} - \sum_{t=1}^T p_t);$ 

```

---

$p_t = \hat{\epsilon}^{-1}(\bar{\mu}_t; m_t)$ . To resolve the discrepancy between the temporarily computed power under the constraint and the actual total  $\sum_{t=1}^T p_t$ , the power adjustment in (47) is applied. The overall procedure of the proposed JCAP method is summarized in Algorithm 3.

## V. SIMULATION RESULTS AND ANALYSIS

In this section, we demonstrate the superiority of the proposed ESC-MVQ framework with simulation results. In our simulations, we focus on image reconstruction tasks where the task-dependent loss is set as  $d_0(\mathbf{x}, \hat{\mathbf{x}}) = \|\mathbf{x} - \hat{\mathbf{x}}\|^2$ . For the quantization loss, we adopt the loss structure in [19] given by  $d_1(\mathbf{z}, \hat{\mathbf{z}}_q) = \|\text{sg}(\mathbf{z}) - \hat{\mathbf{z}}_q\|^2 + \beta \|\mathbf{z} - \text{sg}(\hat{\mathbf{z}}_q)\|^2$ , where  $\beta = 0.25$  is a hyperparameter. The quantization loss aims to minimize the difference between the semantic feature  $\mathbf{z}$  and its quantization  $\hat{\mathbf{z}}_q$ . For the performance measure, we adopt the peak signal-to-noise ratio (PSNR) defined as

$$\text{PSNR} = 10 \log_{10} \left( \frac{\text{MAX}^2}{\text{MSE}^2} \right) \text{ (dB)}, \quad (52)$$

where MAX denotes the maximum possible pixel value of the image (e.g., 255 for 8-bit image), and MSE represents the mean-squared-error between the input and reconstructed images. The normalized signal-to-noise ratio (SNR) for transmitting the entire bit sequence is defined as

$$\text{SNR} = 10 \log_{10} \left( \frac{P_{\text{tot}} \mathbb{E}[\gamma]}{NB} \right) \text{ (dB)}. \quad (53)$$

We consider the CIFAR-10, CIFAR-100, and STL-10 datasets. In the training process, the batch size and number of epochs are set as 64 and 128, respectively. Also, the Adam optimizer is employed with a learning rate of  $10^{-3}$  to train the semantic encoder-decoder. For the encoder-decoder networks, the network structure in [19] is adopted. For all datasets, the bandwidth compression ratio is set as 3/64 in the proposed scheme. Additionally, the rate constraint  $R$  is set as 4. For performance comparison, we consider the following communication frameworks:

- **ESC-MVQ (JCAMP, JCAP):** This is the proposed ESC-MVQ framework combined with the JCAP method in Sec. IV-B or the JCAP method in Sec. IV-C. For the multi-codebook training strategy in Sec. III-C, the number of codebooks is set as  $V = 5$  unless specified otherwise. Other parameters are set as  $D = 4, B = 9, \eta = 0.8, [\mu_{\min}^{(1)}, \dots, \mu_{\min}^{(5)}] = [0.0005, 0.001, 0.0045, 0.02, 0.05]$ , and  $\lambda^{(v)} = \frac{1}{8} \times 2^{v-1}, \forall v \in \{1, \dots, 5\}$ . The parameter  $\tau$  in (25) is initially set as 0.5 and then annealed as  $\tau \times e^{-0.003}$  for every 100 training iterations. The maximum modulation level is set to  $m_{\max} = 8$ . The bit-flip probabilities are optimized using the Adam optimizer with a learning rate of  $10^{-2}$ . This framework utilizes only a single encoder-decoder pair for all simulations.
- **BlindSC:** This is the conventional digital semantic communication framework developed in [14]. In this framework, the encoder-decoder pairs are trained for the parallel BSCs, where the bit-flip probabilities of the BSCs are jointly optimized. Unlike ESC-MVQ, this framework employs a predefined uniform SQ module. In our simulations, the number of quantization bits is set as 3, which maximizes performance while maintaining the same compression ratio as in ESC-MVQ. This framework employs the MSE between  $\bar{\mu}$  and 0.5 for  $\mathcal{R}(\bar{\mu})$ . The bit-flip probabilities are optimized using the Adam optimizer with a learning rate of  $10^{-2}$ . To meet different power constraints under various channel conditions, this framework requires  $K$  different encoder-decoder pairs.
- **BSC+VQ:** This is a simple variation of the proposed ESC-MVQ framework. In this framework, the encoder-decoder pairs are trained for the parallel BSCs with a fixed (and non-trainable) bit-flip probability  $\mu_{i,j} = \mu_{\text{const}} \in \{0.001, 0.0045, 0.02, 0.05, 0.1\}, \forall i, j$ . To meet different power constraints under various channel conditions, this framework requires  $K$  different encoder-decoder pairs.
- **BSC+SQ:** This is the conventional digital semantic communication framework developed in [11]. In this framework, the encoder-decoder pairs are trained for the parallel BSCs with a fixed (and non-trainable) bit-flip probability. Unlike ESC-MVQ, this framework employs a predefined uniform SQ module. In our simulations, the number of quantization bits is set as 3, which maximizes performance while maintaining the same compression ratio as in ESC-MVQ. To meet every power constraints, this framework requires  $K$  different encoder-decoder pairs *separately* trained for each power constraint.
- **JPEG+LDPC:** This is a traditional separate source-channel coding framework. This framework employs the joint photographic experts group (JPEG) for source coding and the 3/4-rate low-density parity-check (LDPC) code for channel coding. To ensure a fair performance comparison with existing frameworks, the symbol length is set to be 8 times longer for the CIFAR-10 and CIFAR-100 datasets, and 2 times longer for the STL-10 dataset, relative to other methods. To accommodate this extended symbol length,

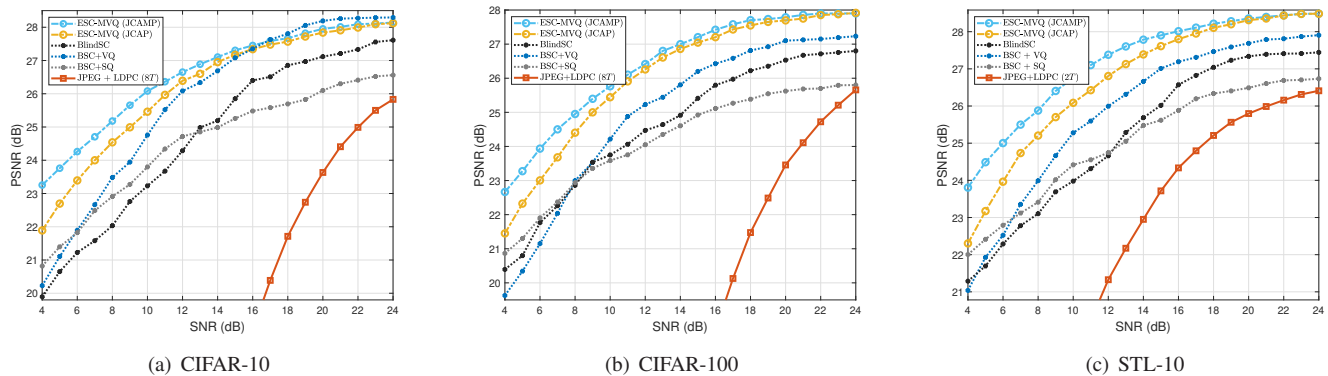


Fig. 5. PSNR performances of various communication frameworks across different SNRs in a Rayleigh fading channel.

the modulation order for each image is adaptively adjusted within the range of 2 to 10.

First, we evaluate the superiority of the proposed ESC-MVQ framework compared to existing communication frameworks. To this end, in Fig. 5, we compare the PSNR performance of various communication frameworks across different SNRs in a Rayleigh fading channel. To cover the entire SNR range, BSC+VQ and BlindSC employ  $K = 3$  encoder-decoder pairs, while BSC+SQ require  $K = 21$  separately trained pairs for each point in the figure. In contrast, the proposed ESC-MVQ utilizes only a single encoder-decoder pair. As shown in Fig. 5, ESC-MVQ, when integrated with the proposed JCAMP or JCAP method, significantly outperforms the baseline methods. This result not only validates that the proposed multi-codebook training strategy enables a single model to effectively operate over a wide SNR range, but also demonstrates that the JCAMP and JCAP methods successfully optimize the communication strategy in accordance with the trained encoder, VQ codebooks, and decoder. The JCAMP method achieves a notable performance gain, particularly in the low-SNR regime, by jointly adapting the modulation order alongside codebook assignment and power allocation. JPEG+LDPC exhibits inferior performance, while requiring a longer transmission delay compared to digital semantic communication frameworks. This highlights the significant advantage of joint source-channel coding in the digital semantic communication. Fig. 6 visualizes the image reconstruction performance of various comparison methods. It clearly shows that the proposed ESC-MVQ achieves significantly superior reconstruction performance compared to other communication techniques.

Now, we demonstrate the superiority of the proposed multi-codebook training strategy compared to other training strategies. To this end, in Fig. 7, we compare the PSNR performance of various training strategies across five different SNR levels in an AWGN channel using the STL-10 dataset. ESC-SVQ represents the single-codebook variant of the proposed strategy. To isolate and evaluate the impact of the training strategy, all considered strategies employ a fixed 16-QAM modulation scheme during inference, with appropriate power allocation to satisfy the BER-matching condition. It should be noted




Fig. 6. Comparison of image reconstruction results across various communication frameworks on the STL-10 dataset under a Rayleigh fading channel with SNR = 10 dB.

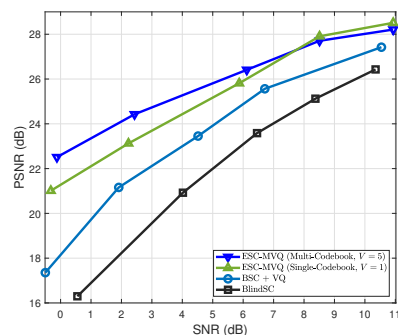


Fig. 7. PSNR performances of various training strategies across five different SNR levels in an AWGN channel using the STL-10 dataset.

that, although all considered strategies employ parallel BSCs during end-to-end training, only ESC-MVQ leverages a single encoder-decoder pair. Unlike ESC-MVQ, other strategies rely on five separate encoder-decoder pairs, each specifically trained for a different SNR level. Fig. 7 clearly shows that ESC-MVQ significantly outperforms other strategies. In particular, ESC-MVQ achieves comparable performance to its single-codebook counterpart in the high-SNR regime, while even surpassing it in the low-SNR regime. Considering that ESC-SVQ requires training five distinct encoder-decoder pairs, these results highlight the efficiency and superiority of our multi-codebook training strategy. Moreover, the performance gap between ESC-MVQ and BSC+VQ illustrates the benefits of learning the bit-flip

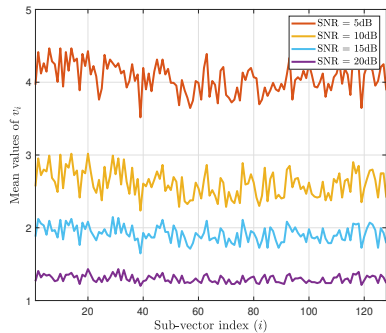


Fig. 8. Mean of the assigned codebook index for each sub-vector across different SNRs using the JCAMP method over a Rayleigh fading channel with the CIFAR-100 dataset.

probability in an end-to-end fashion, rather than relying on predefined values. This result emphasizes the importance of our strategy for jointly optimizing the bit-flip probability during training. Finally, the observed gap between ESC-MVQ and BlindSC highlights the advantage of incorporating a learnable VQ module for feature quantization, which enhances both memory efficiency and reconstruction quality.

To demonstrate the validity of the optimal communication strategy in Sec. IV, in Fig. 8, we plot the mean of the assigned codebook index for each sub-vector across different SNRs using the JCAMP method over a Rayleigh fading channel with the CIFAR-100 dataset. Fig. 8 shows that, as the SNR increases, the mean of the assigned codebook index for each sub-vector gradually decreases. This trend occurs because lower-indexed codebooks correspond to smaller  $\lambda^{(v)}$  values in the proposed multi-codebook training strategy; therefore, these codebooks are associated with lower bit-flip probabilities and offer better task performance. These results confirm that the proposed JCAMP method effectively assigns appropriate codebooks to sub-vectors based on the channel conditions.

## VI. CONCLUSION

In this paper, we proposed ESC-MVQ, a novel digital semantic communication framework that provides a scalable and adaptive solution for diverse communication environments. We developed an end-to-end training strategy that jointly trains multiple VQ codebooks alongside a single semantic encoder-decoder pair. By modeling the transmission and reception of VQ outputs using parallel BSCs with trainable bit-flip probabilities, our strategy enables the trained VQ codebooks to be independent of specific communication scenarios. To maximize inference performance, we devised an optimal communication strategy that jointly optimizes codebook assignment, modulation, and power allocation. Simulation results demonstrated that ESC-MVQ significantly outperforms existing methods, achieving superior PSNR while using only a single encoder-decoder pair, unlike other approaches that require multiple pairs.

## REFERENCES

- [1] W. Weaver, "Recent contributions to the mathematical theory of communication," *ETC: A Rev. General Semantics*, vol. 10, no. 4, pp. 261–281, 1953.
- [2] X. Luo, H.-H. Chen, and Q. Guo, "Semantic communications: Overview, open issues, and future research directions," *IEEE Wireless Commun.*, vol. 29, no. 1, pp. 210–219, Feb. 2022.
- [3] W. Yang, H. Du, Z. Q. Liew, W. Y. B. Lim, Z. Xiong, D. Niyato, X. Chi, X. Shen, and C. Miao, "Semantic communications for future Internet: Fundamentals, applications, and challenges," *IEEE Commun. Surveys Tuts.*, vol. 25, no. 1, pp. 213–250, firstquarter 2023.
- [4] C. Chaccour, W. Saad, M. Debbah, Z. Han, and H. V. Poor, "Less data, more knowledge: Building next generation semantic communication networks," *IEEE Commun. Surveys Tuts.*, vol. 27, no. 1, pp. 37–76, Feb. 2025.
- [5] E. Boutsoulatzé, D. Burth Kurka, and D. Gündüz, "Deep joint source channel coding for wireless image transmission," *IEEE Trans. Cogn. Commun. Netw.*, vol. 5, no. 3, pp. 567–579, Sep. 2019.
- [6] D. B. Kurka and D. Gündüz, "DeepJSCC-f: Deep joint source-channel coding of images with feedback," *IEEE J. Sel. Areas Inf. Theory*, vol. 1, no. 1, pp. 178–193, May 2020.
- [7] W. Zhang, H. Zhang, H. Ma, H. Shao, N. Wang, and V. C. M. Leung, "Predictive and adaptive deep coding for wireless image transmission in semantic communication," *IEEE Trans. Wireless Commun.*, vol. 22, no. 8, pp. 5486–5501, Aug. 2023.
- [8] M. Wang, J. Li, M. Ma, and X. Fan, "Constellation design for deep joint source-channel coding," *IEEE Signal Process. Lett.*, vol. 29, pp. 1442–1446, Jul. 2022.
- [9] T.-Y. Tung, D. B. Kurka, M. Jankowski, and D. Gündüz, "DeepJSCC-Q: Constellation constrained deep joint source-channel coding," *IEEE J. Sel. Areas Inf. Theory*, vol. 3, no. 4, pp. 720–731, Dec. 2022.
- [10] M. Rao, N. Farsad, and A. Goldsmith, "Variable length joint source-channel coding of text using deep neural networks," in *Proc. IEEE Int. Workshop Signal Process. Adv. Wireless Commun. (SPAWC)*, Aug. 2018, pp. 1–5.
- [11] K. Choi, K. Tatwawadi, A. Grover, T. Weissman, and S. Ermon, "Neural joint source-channel coding," in *Proc. Int. Conf. Machine Learning (ICML)*, Jun. 2019, pp. 1182–1192.
- [12] H. Gao, G. Yu, and Y. Cai, "Adaptive modulation and retransmission scheme for semantic communication systems," *IEEE Trans. Cogn. Commun. Netw.*, vol. 10, no. 1, pp. 150–163, Feb. 2024.
- [13] L. Teng, W. An, C. Dong, and X. Xu, "sDMCM-Semantic digital modulation constellation mapping scheme for semantic communication," *Internet Things J.*, early access, doi: doi: 10.1109/IJOT.2025.3545667.
- [14] Y. Oh, J. Park, J. Choi, J. Park, and Y.-S. Jeon, "Blind training for channel-adaptive digital semantic communications," 2025, *arXiv preprint arXiv:2501.02273*.
- [15] A. Gersho and R. M. Gray, *Vector Quantization and Signal Compression*, USA: Kluwer Academic Publishers, Ch. 10, 1991.
- [16] Q. Fu, H. Xie, Z. Qin, G. Slabaugh, and X. Tao, "Vector quantized semantic communication system," *IEEE Wireless Commun. Lett.*, vol. 12, no. 6, pp. 982–986, Jun. 2023.
- [17] S. Xie, S. Ma, M. Ding, Y. Shi, M. Tang, and Y. Wu, "Robust information bottleneck for task-oriented communication with digital modulation," *IEEE J. Sel. Areas Commun.*, vol. 41, no. 8, pp. 2577–2591, Aug. 2023.
- [18] Q. Hu, G. Zhang, Z. Qin, Y. Cai, G. Yu, and G. Y. Li, "Robust semantic communications with masked VQ-VAE enabled codebook," *IEEE Trans. Wireless Commun.*, vol. 22, no. 12, pp. 8707–8722, Dec. 2023.
- [19] A. van den Oord, O. Vinyals, and K. Kavukcuoglu, "Neural discrete representation learning," *Adv. Neural Inf. Process. Syst.*, Dec. 2017, pp. 6306–6315.
- [20] J. Shin, Y. Kang, and Y.-S. Jeon, "Vector quantization for deep-learning-based CSI feedback in massive MIMO systems," *IEEE Wireless Commun. Lett.*, vol. 13, no. 9, pp. 2382–2386, Jun. 2024.
- [21] J. Shin and Y.-S. Jeon, "Error-robust deep learning-based CSI feedback in massive MIMO systems: A multi-rate vector quantization approach," in *Proc. 15th Int. Conf. on ICT Convergence (ICTC)*, Oct. 2024, pp. 1–3.
- [22] J. Shin, J. Park, and Y.-S. Jeon, "Entropy-constrained VQ-VAE for deep-learning-based CSI feedback," *IEEE Trans. Veh. Technol.*, early access, doi: 10.1109/TVT.2025.3542267.

- [23] Y. Huh, H. Seo, and W. Choi, "Universal joint source-channel coding for modulation-agnostic semantic communication," *IEEE J. Sel. Areas Commun.*, early access, doi:10.1109/JSAC.2025.3559138.
- [24] J. Park, Y. Oh, S. Kim, and Y.-S. Jeon, "Joint source-channel coding for channel-adaptive digital semantic communications," *IEEE Trans. Cogn. Commun. Netw.*, vol. 11, no. 1, pp. 75–89, Feb. 2025.
- [25] E. Jang, S. Gu, and B. Poole, "Categorical reparameterization with gumbel-softmax," 2016, *arXiv preprint arXiv:1611.01144*.
- [26] J. Shin, Y. Oh, J. Park, J. Park, and Y.-S. Jeon, "End-to-end semantic communication via multi-codebook vector quantization," submitted to *Proc. IEEE Global Commun. Conf. (GLOBECOM)*, Dec. 2025.
- [27] A. Goldsmith, "Capacity of wireless channels," in *Wireless communication*. Cambridge, U.K.: Cambridge Univ. Press, 2005.
- [28] M. Sabin and R. Gray, "Product code vector quantizers for waveform and voice coding," *IEEE Trans. Acoust., Speech, Signal Process.*, vol. 32, no. 3, pp. 474–488, Jun. 1984.
- [29] K. Cho and D. Yoon, "On the general BER expression of one- and two-dimensional amplitude modulations," *IEEE Trans. Commun.*, vol. 50, no. 7, pp. 1074–1080, Jul. 2002.
- [30] E. Süli and D. F. Mayers, "Solution of equations by iteration," in *An introduction to numerical analysis*. Cambridge, U.K.: Cambridge Univ. Press, 2003.
- [31] B. Fox, "Discrete optimization via marginal analysis," *Management science*, vol. 13, no. 3, pp. 210–216, 1966.