

A Reinforcement Learning Method to Factual and Counterfactual Explanations for Session-based Recommendation

Han Zhou

zhouhan@163.sufe.edu.cn
Shanghai University of Finance and Economics
Shanghai, China

Zhu Sun

Singapore University of Technology and Design
Singapore, Singapore
zhu_sun@sutd.edu.sg

Hui Fang

Shanghai University of Finance and Economics
Shanghai, China
fang.hui@mail.shufe.edu.cn

WenTao Hu

Shanghai University of Finance and Economics
Shanghai, China
stevenhwt@gmail.com

Abstract

Session-based Recommendation (SR) systems have recently achieved considerable success, yet their complex, "black box" nature often obscures why certain recommendations are made. Existing explanation methods struggle to pinpoint truly influential factors, as they frequently depend on static user profiles or fail to grasp the intricate dynamics within user sessions. In response, we introduce FCESR (Factual and Counterfactual Explanations for Session-based Recommendation), a novel framework designed to illuminate SR model predictions by emphasizing both the sufficiency (factual) and necessity (counterfactual) of recommended items. By recasting explanation generation as a combinatorial optimization challenge and leveraging reinforcement learning, our method uncovers the minimal yet critical sequence of items influencing recommendations. Moreover, recognizing the intrinsic value of robust explanations, we innovatively utilize these factual and counterfactual insights within a contrastive learning paradigm, employing them as high-quality positive and negative samples to fine-tune and significantly enhance SR accuracy. Extensive qualitative and quantitative evaluations across diverse datasets and multiple SR architectures confirm that our framework not only boosts recommendation accuracy but also markedly elevates the quality and interpretability of explanations, thereby paving the way for more transparent and trustworthy recommendation systems.

CCS Concepts

• **Information systems** → *Recommender systems.*

Keywords

Explainable recommendation, session-based recommendation, factual and counterfactual explanations, contrastive learning

ACM Reference Format:

Han Zhou, Hui Fang, Zhu Sun, and WenTao Hu. 2018. A Reinforcement Learning Method to Factual and Counterfactual Explanations for Session-based Recommendation. In *Proceedings of Make sure to enter the correct conference title from your rights confirmation email (Conference acronym 'XX)*. ACM, New York, NY, USA, 11 pages. <https://doi.org/XXXXXXXX.XXXXXXX>

1 Introduction

Session-based recommendation (SR) has become integral in industries such as e-commerce and multimedia streaming, where understanding user intent within a single interaction session is crucial [37]. Most existing research on SR aims to enhance recommendation accuracy by employing complex methods like Markov Chains [29] and deep learning methods like recurrent neural networks (RNN) [11, 24], attention mechanisms [16], and graph neural networks (GNN) [39]. However, these deep learning approaches often lack transparency, making it difficult for users to understand the reasoning behind the recommendations. This opacity can ultimately reduce user experience and satisfaction. Therefore, it is essential to develop SR models that not only prioritize accuracy but also offer meaningful explanations for their recommendations.

Typically, effective explanations should fulfill two key purposes: building trust by enabling a normative evaluation of algorithmic decisions, and providing actionable recourse for users to improve future outcomes [7, 26]. To achieve these objectives, existing methods in explainable artificial intelligence (XAI) can be broadly categorized along two dimensions: the timing of explanation generation, spanning post-hoc explainable methods and model-intrinsic methods [20], and the dependency on model internals, ranging from model-dependent to model-agnostic approaches [10].

In sequential data scenarios, recent efforts have focused on improving explainability through various approaches. These include the integrated path and embedding method [12] and the knowledge graph-based approach RSL-GRU [5], both of which are post-hoc methods, as well as the model-intrinsic path-based framework REKS [38]. However, these existing methods face two significant limitations: they often require additional data resources such as knowledge graphs and fail to provide true explanations. A *true explanation*, as defined by [22, 42], identifies the specific components of past inputs that significantly influence the recommendation outcome, thereby clarifying which items drive the system's decision. By capturing the causal relationships between inputs and outputs,

Permission to make digital or hard copies of all or part of this work for personal or classroom use is granted without fee provided that copies are not made or distributed for profit or commercial advantage and that copies bear this notice and the full citation on the first page. Copyrights for components of this work owned by others than the author(s) must be honored. Abstracting with credit is permitted. To copy otherwise, or republish, to post on servers or to redistribute to lists, requires prior specific permission and/or a fee. Request permissions from permissions@acm.org.
Conference acronym 'XX, June 03–05, 2018, Woodstock, NY

© 2018 Copyright held by the owner/author(s). Publication rights licensed to ACM.
ACM ISBN 978-1-4503-XXXX-X/18/06
<https://doi.org/XXXXXXXX.XXXXXXX>

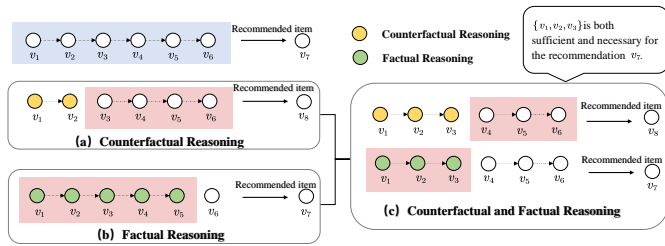


Figure 1: Definitions of factual and counterfactual explanations. Circles represent items in a session, where yellow indicates key counterfactual items and green indicates key factual items: (a) counterfactual reasoning: removing v_1 and v_2 changes the recommendation from v_7 to v_8 ; (b) factual reasoning: the presence of v_1 to v_5 is sufficient to recommend v_7 ; and (c) counterfactual and factual reasoning: $\{v_1, v_2, v_3\}$ are both sufficient and necessary conditions for recommending v_7 .

true explanations help avoid generating incorrect or misleading interpretations. Therefore, in this work, we focus on generating true explanations for SR through a post-hoc, model-agnostic framework.

Counterfactual-thinking based explanations have been widely applied in recommender systems (RSs) [8, 34]. These approaches aim to provide true explanations by identifying minimal perturbations that can alter the recommended outputs. However, when applied to sequential data, current methods are subject to two notable challenges. First, most existing explanations primarily target non-sequential data. Second, while some progress has been made for sequential data—such as [42], which explored true explanations for sequential recommendations by identifying influential items through causal dependencies using counterfactual data, there are still several weaknesses: (1) It lacks practical insights that could be translated into actionable interventions (i.e., modifying user interactions or preferences to influence recommendation outcomes). (2) The variational autoencoder (VAE) they employed for perturbation shows limitations in capturing sequential patterns effectively. (3) Their approximate methods for item substitution in recommendation lists may lead to potential biases.

While counterfactual reasoning identifies only the most critical information where removing key sub-items would alter recommendation predictions, *factual reasoning* retains sufficient sub-items to maintain the same prediction, though potentially including redundancies. Based on the definitions of necessity and sufficiency conditions (X is necessary for Y if and only if $Y \rightarrow X$ and X is sufficient for Y if and only if $X \rightarrow Y$), counterfactual reasoning corresponds to necessary conditions, as $Y \rightarrow X$ is equivalent to $\neg X \rightarrow \neg Y$ (removing sub-items changes the result). In contrast, factual reasoning represents sufficient conditions, as retaining sub-items preserves the result. Combining both approaches can balance necessity and sufficiency, as purely sufficient explanations may include redundancies while purely necessary explanations might miss important items. This balance has been frequently explored in explaining machine learning models [7] and GNN-based recommendation models [4, 33], yet it remains unexplored in the context of SR scenarios.

In this context, we first formally define factual and counterfactual reasoning in SR. As illustrated in Figure 1, intuitively, the *sufficient*

(i.e., factual) conditions for an item to be recommended to a user are the set of items that enable that item to be included in the final list of top- K recommended items. A factual explanation might be: “You were recommended item Y because you interacted with item X ”. In contrast, the *necessary* (i.e., counterfactual) conditions are the set of items without which that item would not appear in the final list of top- K recommended items. A counterfactual explanation example could be: “If you had not interacted with item X , you would not have been recommended item Y ”. Generating sufficient and necessary model-agnostic explanations for existing SR models is valuable but also faces two major challenges: (1) Effectively modeling sequential data to capture dependencies between items, rather than treating them as isolated entities. (2) Balancing factual and counterfactual objectives (i.e., sufficiency and necessity) in both modeling and evaluation ensures that explanations account for both perspectives effectively.

On the other hand, the derived factual and counterfactual explanations may potentially enhance recommendation accuracy by providing high-quality positive and negative signals of sequential modeling. These derived explanations can be viewed as a form of data augmentation, effectively enriching the training data. How to effectively leverage these explanations, beyond merely increasing system transparency, remains an open research question. Exploring this problem could lead to better utilization of explanatory information, ultimately helping to maximize the use of high-quality samples for simultaneously improving both recommendation accuracy and explanation quality.

Thus, we propose FCESR, a model-agnostic framework based on reinforcement learning (RL) that integrates both factual and counterfactual reasoning to enhance the explainability of SR models. Furthermore, we leverage contrastive learning to utilize the generated explanations for improving recommendation effectiveness. Our main contributions are as follows. (1) We formulate the problem of generating factual and counterfactual explanations as a combinatorial optimization problem and provide a systematic analysis of its solution approach. (2) We effectively capture sequential information using RL to thoroughly explore item dependencies within sessions. Additionally, we design a reward mechanism that carefully balances necessity and sufficiency by considering both counterfactual and factual explanation objectives. (3) We apply the contrastive learning technique to fine-tune the corresponding SR model with the generated explanations, which not only provides high-quality explanations but also improves recommendation effectiveness. (4) We validate the effectiveness of our framework in improving recommendation accuracy and explanation quality through extensive experiments on three datasets, utilizing five state-of-the-art non-explainable SR models.

2 Related Work

Our work is related to three areas of research: explainable recommendation, factual and counterfactual reasoning, and contrastive learning.

2.1 Explainable Recommendation

Explainable Recommendation aims to enhance user satisfaction and system transparency [46], typically classified into model-dependent

and model-agnostic methods. The former [15, 27, 36] integrates explanations directly into the recommendation process but often increases complexity and may reduce overall explainability. In contrast, the latter [22, 35] generates explanations independently, offering greater flexibility. Some studies have explored explainability for sequential data [5, 12, 42], but mainly focused on sequential recommendation with explicit user information, rather than SR where users are anonymous. Additionally, many of them require supplementary data, such as knowledge graph. In SR, REKS [38] introduces a path-based generic explainable framework, though it still requires extra knowledge graph information. To summarize, while few studies have explored explainable SR, most of them for sequential data depend on side information, and fail to provide true explanations (identifying causally influential inputs) and actionable explanations (enabling users to adjust interactions to change outcomes), limiting their effectiveness in enhancing transparency.

2.2 Factual and Counterfactual Explanation

Factual explanations, like LIME [25] and SHAP [18], highlight key input components that sustain a model’s prediction by removing less important information. In recommendation, especially those utilizing GNNs [4], they enhance interpretability by identifying crucial interactions that influence recommendations. Conversely, counterfactual reasoning focuses on how changes in input can alter model predictions. It has been applied to fairness [9, 13], augment training samples [2, 45], causality learning [28] and casual explanation [42]. While factual and counterfactual reasoning are widely applied, there is a need to combine their strengths to identify sufficient and necessary conditions to explain SR with sequential properties, and to use these explanations to improve recommendation accuracy.

2.3 Contrastive Learning

Recent advancements in recommendation have utilized contrastive learning (CL) to enhance model performance and robustness. In non-sequential recommendations, CL leverages static features, improving data representations without relying on temporal dynamics [44, 48]. In sequential recommendations, studies such as [3, 17, 40, 43, 47] demonstrate the application of CL to sequential data, where multiple temporal views of user interactions are contrasted to refine the prediction models. In our study, we, for the first time, exploit factual and counterfactual explanations to provide high-quality positive and negative samples, which enhance the accuracy of SR models by taking the advantages of contrastive learning.

3 Preliminary

In the context of SR, let $\mathcal{V} = \{v_1, v_2, \dots, v_{|\mathcal{V}|}\}$ denote the item set. An arbitrary session \mathcal{S} is expressed as a sequence of items $\mathcal{S} = \{v_1^{\mathcal{S}}, v_2^{\mathcal{S}}, \dots, v_{|\mathcal{S}|}^{\mathcal{S}}\}$ with length $|\mathcal{S}|$. Here, $v_j^{\mathcal{S}} \in \mathcal{V}$ is the j -th interacted item, such as clicked, watched, or purchased item. Suppose that for an anonymous session \mathcal{S} , the recommended item is i^* . We define the explanations as follows:

DEFINITION 1. Factual Explanation (FE). A FE for the recommended item i^* is represented by an item set for factual explanation \mathcal{S}^+ . \mathcal{S}^+ captures the sufficient condition for recommending item i^* ,

highlighting the key user interactions that directly lead to this recommendation. Formally, when \mathcal{S}^+ is fed into the recommendation model, i^* consistently appears in the top- K recommendation list.

DEFINITION 2. Counterfactual Explanation (CFE). A CFE for the recommended item i^* is represented by an item set for counterfactual explanation \mathcal{S}^- . \mathcal{S}^- indicates the necessary condition for recommending item i^* . Formally, when $\mathcal{S} \setminus \mathcal{S}^-$ (\mathcal{S} excluding \mathcal{S}^-) is fed into the recommendation model, i^* is notably absent from the top- K recommendation list.

DEFINITION 3. Factual and Counterfactual Explanation (CF²). A CF² encapsulates both sufficient and necessary conditions for recommending item i^* , represented by \mathcal{S}^* , a subset of the session \mathcal{S} . \mathcal{S}^* serves as the explanation for recommending item i^* and satisfies two conditions: (1) Sufficiency: feeding \mathcal{S}^* into the recommendation model results in i^* appearing in the top- K recommendation list; (2) Necessity: inputting $\mathcal{S} \setminus \mathcal{S}^*$ prevents i^* from appearing in the top- K list. This dual nature of \mathcal{S}^* means that it contains the crucial interactions leading to the recommendation of i^* , and removing any items in \mathcal{S}^* would stop i^* from being recommended.

3.1 Task Formulation

We need to tackle two main tasks. The first is to provide explanations for recommendation results of non-explainable SR models by leveraging both factual and counterfactual conditions. The second is to enhance recommendation accuracy of these SR models by exploiting the derived explanations.

For each session \mathcal{S} , we use a SR model f_R (e.g., NARM [14]) to generate embeddings for the entire session and individual items within it. f_R produces a top- K recommendation list for the next-item prediction task:

$$\mathbf{e}_{\mathcal{S}}, \mathbb{I}_{\mathcal{S}}^K = f_R(\mathcal{S}), \quad (1)$$

where $\mathbf{e}_{\mathcal{S}}$ and $\mathbb{I}_{\mathcal{S}}^K$ represent the session embedding and the top- K recommendation list for session \mathcal{S} , respectively.

Given session \mathcal{S} , we aim to design an *explanation model* that generates both factual and counterfactual explanations (i.e. sub-sessions) for the recommended item i^* by the SR model that either support or challenge the recommendation results. Formally, this explanation model is defined as a combinatorial optimization problem, referred to as the *Min-Explanation* problem:

$$\begin{aligned} & \text{minimize} && C(M) \\ & \text{s.t.}, && i^* \in \mathbb{I}_{\mathcal{S} \odot M}^K \\ & && i^* \notin \mathbb{I}_{\mathcal{S} \setminus (\mathcal{S} \odot M)}^K \\ & && M_i \in \{0, 1\}, \quad \forall i = 1, 2, \dots, |\mathcal{S}|. \end{aligned} \quad (2)$$

Here, M is a binary vector $M \in \{0, 1\}^{|\mathcal{S}|}$, where each element M_i indicates whether the corresponding item $v_i^{\mathcal{S}}$ in \mathcal{S} is included in the explanation ($M_i = 1$) or not ($M_i = 0$). $\mathcal{S} \odot M$ denotes the element-wise product of \mathcal{S} and M (\mathcal{S} is treated as a vector consisting of items in the session), representing the factual and counterfactual explanation \mathcal{S}^* for session \mathcal{S} , while $\mathcal{S} \setminus (\mathcal{S} \odot M)$ represents the session with explained items removed. $C(M)$ is explanation complexity, defined as follows:

DEFINITION 4. Explanation Complexity. We define the complexity $C(M)$ as the L_0 norm of M , i.e., $C(M) = \|M\|_0 = \sum_{i=1}^{|\mathcal{S}|} M_i$, which represents the number of non-zero elements in M . Minimizing this complexity promotes more concise and interpretable explanations.

The optimization problem (see Equation 2) incorporates both factual and counterfactual conditions: **(1) Factual Condition.** The recommended item i^* should appear in the top- K recommendations when considering only the items selected by M : $i^* \in \mathbb{I}_{S \odot M}^K$. This ensures that the items selected in $S \odot M$ are sufficient for i^* to be recommended. **(2) Counterfactual Condition.** The recommended item i^* should not appear in the top- K recommendations if the selected items $S \odot M$ are removed from the session: $i^* \notin \mathbb{I}_{S \setminus (S \odot M)}^K$. This indicates that the absence of the selected items would prevent item i^* from being recommended.

3.2 Analysis of the Min-Explanation Problem

We analyze the computational complexity of the *Min-Explanation* optimization problem and justify using reinforcement learning (RL) as an effective solution.

Time Complexity Analysis. For a session S with $|S|$ items, the solution space comprises all possible subsets of these items, resulting in $2^{|S|}$ combinations. The number of potential solutions grows exponentially with $|S|$, making any algorithm that exhaustively searches for the optimal solution incur exponential time complexity. This renders the problem computationally infeasible for large $|S|$. We demonstrate the computational hardness of the *Min-Explanation* problem by reducing it from the NP-Complete *MIN-FEATURES* problem [6].

THEOREM 1. *The Min-Explanation problem is NP-Hard.*

PROOF. To prove that this combinatorial optimization problem is NP-hard, we reduce the known NP-Complete problem *MIN-FEATURES* to our problem. Specifically, we map each feature in the *MIN-FEATURES* problem to an item v_i^S in our session S , and feature selection corresponds to selecting elements with the binary vector M . The goal of *MIN-FEATURES* is to find a minimal subset of features of size n . This aligns with our optimization problem, where we aim to minimize the explanation complexity $C(M)$ while satisfying the factual and counterfactual conditions. Through this mapping, a solution to the *MIN-FEATURES* problem can be transformed into a solution to our problem, and vice versa, thereby proving their equivalence. Since *MIN-FEATURES* is NP-Complete, this reduction demonstrates that our combinatorial optimization problem is also NP-hard. \square

Using Reinforcement Learning to Solve the Min-Explanation Problem. In recent years, novel approaches leveraging deep reinforcement learning (RL) have emerged as effective tools for addressing combinatorial optimization problems [19]. These methods have shown remarkable success in solving classical problems such as the Traveling Salesman Problem (TSP) [1]. Building upon these advances, we propose a RL-based solution for the *Min-Explanation* problem within a Markov Decision Process (MDP) framework. Our choice is motivated by three key advantages. (1) Selecting the optimal subset of items for explanation is inherently a combinatorial optimization problem. Traditional methods struggle with the exponential search space, especially for longer sessions, making traditional exhaustive or heuristic methods computationally infeasible. RL, on the other hand, can effectively navigate this space by learning a policy for sequential decision-making. (2) SR models deal with user interaction sequences. RL is particularly well-suited to

capture the temporal dynamics and dependencies within a session. (3) The *Min-Explanation* problem involves balancing multiple objectives: minimizing explanation complexity while satisfying both factual and counterfactual conditions. RL enables the design of a reward function that effectively balances these competing objectives. Beyond generating explanations, we also aim to use these explanations to further enhance the accuracy of SR model f_R .

4 Our FCESR Framework

We present our novel FCESR framework, designed to generate factual and counterfactual explanations for any SR model. Figure 2 illustrates its architecture, which consists of two main components: *Explanation Generation Module* and *Recommendation Enhancement Module*. Specifically, the former module provides both factual and counterfactual explanations for recommended items given a SR model. It models the task within a MDP framework, utilizing RL to efficiently capture sequential information and address the combinatorial optimization challenge. The latter module further leverages the generated explanations to improve the effectiveness of the SR model. The overall framework is model-agnostic and can be applied to any SR model. This flexibility ensures that our approach can be widely adopted across different SR systems, enhancing both their interpretability and accuracy.

4.1 Explanation Generation Module

This module uses MDP to generate CF² for SR, providing sufficient and necessary conditions. We define the MDP environment as a quadruple (S, A, T, R) : (1) S is the state space, where each state s_t represents the current agent's information; (2) A is the action space, involving the selection of items to include in the explanations; (3) $T : S \times A \rightarrow S$ is the state transition function, describing how the state changes based on the action taken; and (4) $R : S \times A \rightarrow \mathbb{R}$ is the reward function, evaluating the effectiveness of actions by how well the added explanations align with user expectations and enhance their understanding of the recommendations. The policy $\pi(a_t | s_t)$ guides action selection and aims to maximize cumulative reward by choosing the optimal items for explanation. The explanation policy is continuously refined through a process of learning and adaptation, leveraging feedback to improve the relevance and impact of the generated explanations.

State. We initialize the CF² S^* as \emptyset . For the sufficient condition (factual condition), we compute the embeddings and top- K recommendation list as $e_{S^*}, \mathbb{I}_{S^*}^K = f_R(S^*)$, where $e_{S^*} = \mathbf{0}^d$ if S^* is empty. For the necessary condition (counterfactual condition), we calculate $e_{S \setminus S^*}, \mathbb{I}_{S \setminus S^*}^K = f_R(S \setminus S^*)$. At step t , the state $s_t = \text{MLP}(e_S \| e_{S^*})$ is represented by the output of a multi-layer perceptron (MLP), which integrates the embeddings of the current session e_S and the explanation e_{S^*} .

Action. The action space involves deciding whether to include an item in S^* . At each step t , the action $a_t \in \{0, 1\}$ is determined by a decision-making model. During the process, each item in session S is evaluated at each step t : if $a_t = 1$, the current item v_t^S is selected and added to the explanation S^* , updating it to $S_{[t]}^* = [S_{[t-1]}^*, v_t^S]$; if $a_t = 0$, the current item v_t^S is not selected for the explanation. The action selection process continues until all items in the session have been traversed ($t = |S|$).

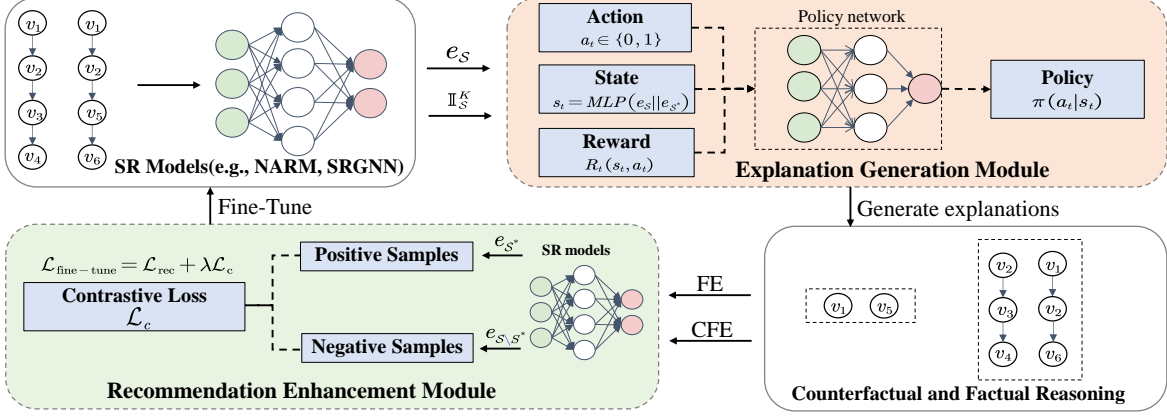


Figure 2: Overview of the FCESR framework.

Agent. The policy network, modeled as a MLP, integrates both session and explanation information. On this basis, a sigmoid function is applied to compute the probability of selecting the next item, following the approach suggested by recent literature [38]. The policy $\pi(a_t | s_t)$ guiding action selection is defined as:

$$\pi(a_t | s_t) = \sigma(A_t \odot \mathbf{W}s_t),$$

where $\sigma(\cdot)$ is the sigmoid function, \mathbf{W} is a trainable parameter matrix, and A_t is a vector representing the probability of each action. As this is a binary classification problem, the action a_t is determined based on the output probability:

$$a_t = \begin{cases} 1 & \text{if } \pi(a_t = 1 | s_t) > 0.5 \\ 0 & \text{otherwise.} \end{cases}$$

In this way, the policy network effectively decides the action at each step t , thereby facilitating the generation of high-quality CF².

Reward. The reward mechanism R is designed to generate minimal sufficient and necessary conditions for recommendations. Consider the scenario of explaining next-item prediction, and $i^* \in \mathbb{I}_{\mathcal{S}}^K$ represents the next item recommended based on the current session \mathcal{S} . The reward function comprises four components, each assessing a different aspect of the explanation’s effectiveness:

(1) **Factual Reward (R_{fe}):** it evaluates the sufficiency of the explanation by rewarding the model when the recommended item i^* is included in the top- K list generated from \mathcal{S}^* .

$$R_{fe}(s_t, a_t) = \begin{cases} 1 & \text{if } i^* \in \mathbb{I}_{\mathcal{S}^*}^K \\ 0 & \text{if } i^* \notin \mathbb{I}_{\mathcal{S}^*}^K, \end{cases} \quad (3)$$

(2) **Counterfactual Reward (R_{cfe}):** it evaluates the necessity of the explanation by assessing the impact of excluded items. It rewards the model when i^* is not in the top- K list generated from $\mathcal{S} \setminus \mathcal{S}^*$:

$$R_{cfe}(s_t, a_t) = \begin{cases} 0 & \text{if } i^* \in \mathbb{I}_{\mathcal{S} \setminus \mathcal{S}^*}^K \\ 1 & \text{if } i^* \notin \mathbb{I}_{\mathcal{S} \setminus \mathcal{S}^*}^K, \end{cases} \quad (4)$$

(3) **Sparsity Reward (R_{sp}):** it aims to minimize the size of \mathcal{S}^* to enhance explanation simplicity and focus:

$$R_{sp} = \frac{1}{\log(|\mathcal{S}^*| + 2)}, \quad (5)$$

(4) **Rank Reward (R_{rank}):** it is based on the item’s rank in the top- K list, promoting higher-ranked items applied to i^* in the explanations:

$$R_{rank} = \frac{1}{\log(\text{rk}(i^*) + 2)}. \quad (6)$$

Here, $\text{rk}(i^*)$ denotes the rank of item i^* in $\mathbb{I}_{\mathcal{S}^*}^K$. To align with the factual condition, even when i^* is no longer included in the top- K recommendation list, we still aim for its ranking to be as high as possible. A lower value of $\text{rk}(i^*)$ corresponds to a higher reward.

By directly adding them together to balance these rewards, our model is trained to produce explanations that are more concise and meet the sufficient and necessary conditions:

$$R(s_t, a_t) = R_{fe} + R_{cfe} + R_{sp} + R_{rank}. \quad (7)$$

Table 1: Summarization of the toy example for MDP.

Step	Residue Session	\mathcal{S}^*	Action
1	$_ \rightarrow v_2 \rightarrow v_3 \rightarrow v_4 \rightarrow v_5$	\setminus	1
2	$v_1 \rightarrow _ \rightarrow v_3 \rightarrow v_4 \rightarrow v_5$	v_1	0
3	$v_1 \rightarrow v_2 \rightarrow _ \rightarrow v_4 \rightarrow v_5$	v_1	0
4	$v_1 \rightarrow v_2 \rightarrow v_3 \rightarrow _ \rightarrow v_5$	v_1	1
5	$v_1 \rightarrow v_2 \rightarrow v_3 \rightarrow v_4 \rightarrow _$	$v_1 \rightarrow v_4$	1
Final	-	$v_1 \rightarrow v_4 \rightarrow v_5$	-

A Toy Example of the MDP process. To illustrate the execution process of our FCESR framework, consider a target session “ $v_1 \rightarrow v_2 \rightarrow v_3 \rightarrow v_4 \rightarrow v_5$ ”. The task involves traversing the session sequentially. Starting with an empty CF² set \mathcal{S}^* , the agent decides at each step whether to include the current item in \mathcal{S}^* based on the action a_t . At **step 1**, the agent begins with v_1 and chooses to include it in the explanation since $a_1 = 1$, updating \mathcal{S}^* to $\{v_1\}$. At **step 2**, the agent moves to v_2 but decides not to include it since $a_2 = 0$, leaving \mathcal{S}^* unchanged. In **step 3**, the agent processes v_3 and again decides not to include it in the explanation since $a_3 = 0$. At **step 4**, the agent evaluates v_4 and chooses to add it to \mathcal{S}^* since $a_4 = 1$, updating the explanation to $\{v_1, v_4\}$. Finally, at **step 5**, the agent considers v_5 and includes it in the explanation since $a_5 = 1$, resulting in the final CF² set $\mathcal{S}^* = \{v_1, v_4, v_5\}$. The action selection at each step is determined by a policy network, which integrates the embeddings of the current CF². This example demonstrates how our framework effectively reduces the original session to its key components through a sequential decision-making process.

Learning and Optimization. Given the MDP environment described, we aim to learn a stochastic policy π that maximizes the expected cumulative reward. This is achieved using the REINFORCE algorithm, which optimizes the policy parameters θ to maximize the total expected reward, defined as:

$$\mathcal{L}_r = -Q(\theta), \quad (8)$$

where $Q(\theta)$ is the expected cumulative reward:

$$Q(\theta) = \mathbb{E}_\pi \left[\sum_{t=0}^{T-1} \gamma^t R(s_{t+1}, a_{t+1}) \right], \quad (9)$$

where γ is the discount factor, $R(s_{t+1}, a_{t+1})$ is the reward at step $t+1$, and θ denotes the set of policy parameters. The gradient of the expected cumulative reward with respect to the policy parameters θ is given by:

$$\nabla_\theta J(\theta) = \mathbb{E}_\pi \left[\sum_{t=0}^{T-1} \nabla_\theta \log \pi(a_t | s_t; \theta) Q(s_t, a_t) \right]. \quad (10)$$

We iteratively optimize the policy parameters θ to maximize cumulative rewards, enabling the agent to generate high-quality factual and counterfactual explanations.

4.2 Recommendation Enhancement Module

We aim to enhance recommendation accuracy by fusing both factual explanations (FEs) and counterfactual explanations (CFEs). FEs serve as high-quality positive samples, while CFEs act as negative samples. By using these signals, we can fundamentally improve the SR model through contrastive learning, inspired by [40].

This approach ensures that the SR model f_R is trained to achieve two main objectives: (1) **Closeness of Positive Samples:** The model is trained to bring the representation for factual and counterfactual explanations \mathbf{e}_{S^*} ($\mathbf{e}_{S^*}, \mathbb{I}_{S^*}^K = f_R(S^*)$) closer to the representation of original session items \mathbf{e}_S . This is because the recommendation generated from the explanation for the next item should be consistent with the recommendation derived from the original session (factual condition). (2) **Separation of Negative Samples:** The model is trained to increase the distance between the representation of the original session and the session without the explanation items $\mathbf{e}_{S \setminus S^*}$ ($\mathbf{e}_{S \setminus S^*}, \mathbb{I}_{S \setminus S^*}^K = f_R(S \setminus S^*)$). This is because removing these items based on the counterfactual condition would lead to different recommendation results (counterfactual condition).

Contrastive learning involves modifying the recommendation model's loss function to integrate insights from these explanations. Accordingly, as discussed in [21], in SR we apply a contrastive loss function to differentiate positive samples from negative samples and maximize their separation, which is defined as:

$$\mathcal{L}_c = - \sum_{i=1}^N \log \frac{\exp(\text{sim}(\mathbf{e}_S^i, \mathbf{e}_{S^*}^i))}{\exp(\text{sim}(\mathbf{e}_S^i, \mathbf{e}_{S \setminus S^*}^i)) + \sum_{k=1}^N \exp(\text{sim}(\mathbf{e}_S^i, \mathbf{e}_{S \setminus S^*}^k))}, \quad (11)$$

where N represents the number of session samples. \mathbf{e}_S^i represents the embedding of original sample. $\mathbf{e}_{S^*}^i$ is the embedding of positive sample (using CF²) and $\mathbf{e}_{S \setminus S^*}^k$ is the embedding of negative sample. The similarity function $\text{sim}()$ represents the cosine similarity between two embeddings. The overall loss function guiding the fine-tuning of our SR model consists of two parts: the cross-entropy recommendation loss function \mathcal{L}_{rec} and the contrastive

loss function \mathcal{L}_c ,

$$\mathcal{L}_{\text{fine-tune}} = \mathcal{L}_{\text{rec}} + \lambda \mathcal{L}_c, \quad (12)$$

where λ is a hyper-parameter to balance the two losses; and the cross-entropy recommendation loss function is given by:

$$\mathcal{L}_{\text{rec}} = - \sum_j^{|\mathcal{V}|} (y_j \log(\hat{y}_j)), \quad (13)$$

where y_j is the ground-truth label of item v_j (either 1 or 0) and \hat{y}_j is the predicted score generated by the SR model f_R .

4.3 Discussion on Optimality and Feasibility

In our implementation, we carefully design the reward function to enforce the factual and counterfactual conditions of the optimization problem. This reward structure guides the RL agent toward selecting item subsets that satisfy the prescribed explanatory criteria. Given the NP-hard nature of the problem and the exponential time complexity for exact solutions, we adopt RL as an approximate method. For a session with $|\mathcal{S}|$ items, our state space is $2^{|\mathcal{S}|}$, where at each time step, the agent makes a binary decision (select or not select) for each item, resulting in an action space of size 2. The episode length equals the session length. Although the state space remains exponential, the RL approach avoids exhaustive state enumeration, effectively reducing the computational complexity from exponential to polynomial time. While this approach does not guarantee global optimality, it efficiently generates near-optimal solutions, achieving a balance between computational efficiency and explanation quality.

5 Experiments

We conduct extensive experiments to validate the effectiveness of our model and address five research questions (RQs)¹. **RQ1:** How does FCESR improve recommendation accuracy for SR? **RQ2:** How effective is FCESR at generating explanations? **RQ3:** How do various components of FCESR affect its overall performance? **RQ4:** How do different hyper-parameters impact the performance of FCESR? **RQ5:** How does the computational performance of FCESR vary across datasets?

5.1 Experimental Settings

Datasets: We adopt three datasets: Beauty, Baby, and MovieLens-1Ms, each representing different consumer product categories from e-commerce platforms. For the Amazon datasets (Beauty and Baby²), the last session is assigned to the test set, with the remaining sessions used for training [38]. Additionally, 10% of the training set is set aside as a validation set for model tuning. For MovieLens³, 75% of the data is used for training, 15% for validation, and the remaining 10% serves as the test set to ensure balanced data partitioning. We split user interactions into sessions by day and exclude items with more than 100 interactions and sessions shorter than two interactions. This preprocessing strategy allows us to validate FCESR's capability to generate explanations effectively across various session lengths. Table 2 shows the data statistics.

¹Our code is at https://anonymous.4open.science/r/FCESR_code-67EA.

²cseweb.ucsd.edu/~jmcauley/datasets.html.

³grouplens.org/datasets/movielens/.

Table 2: Dataset statistics.

dataset	Beauty	Baby	MovieLens
#training sessions	14,736	12,691	58,410
#validation sessions	1,638	1,411	11,683
#testing sessions	1,499	1,396	7,788
#average training session length	6.64	5.65	9.47
#items	8104	5267	3953

Baseline Models: Our work aims to provide explanations for existing SR models while leveraging the generated explanations as positive and negative samples for data augmentation to enhance their accuracy. Therefore, our baselines consist of two parts: **explanation models** for validating FCESR’s interpretability, and **SR models** for evaluating the effectiveness of our explanation-based data augmentation approach. For SR models, we consider several state-of-the-art backbones: **GRU4REC** [11] uses GRU to capture sequential interactions. **NARM** [14] uses an attention mechanism to better capture evolving session interests. **BERT4REC** [30] employs bidirectional self-attention with a Cloze task for masked item prediction. **SR-GNN** [39] utilizes a gated GCN with self-attention for session representation. **GCSAN** [41] combines GNNs with self-attention to address both short- and long-term session dependencies. This diverse set includes RNN-based (GRU4REC), GNN-based (SR-GNN, GCSAN), attention-based (BERT4REC), and hybrid (NARM) approaches. We assess accuracy improvements by comparing each backbone with its FCESR-enhanced version (e.g., Base vs. FCESR), ensuring consistent inputs for a fair comparison.

Regarding explanation models, as the first work to propose both factual and counterfactual explanations in SR, we consider two baseline approaches for explanation generation: (1) **Random Selection**, a simple baseline that randomly samples items from the session as explanations. (2) **CRVAE** [42], a sequential recommendation explanation model that generates true explanations. Since no official implementation is available, we implemented it based on the pseudo-code provided in the original paper. CRVAE utilizes a VAE structure to perturb session data and identifies causally influential items using a sigmoid function.

Evaluation Metrics: We use Hit Ratio (HR@K) and Normalized Discounted Cumulative Gain (NDCG@K) as evaluation metrics. HR@K measures the percentage of test instances in which the target item appears in the top-K list, while NDCG@K also considers the ranking quality, giving higher weight to correct items that are positioned higher in list. We set $\{K = 5, 10, 20\}$ for a comprehensive evaluation, with higher values indicating better performance.

Regarding explanations, a good explanation should meet both factual and counterfactual conditions, meaning that the items included in the explanation should significantly influence the recommended results. We introduce the concepts of Probability of Sufficiency (PS) and Probability of Necessity (PN), derived from causal inference theory [23] and used in GNN explanation task [33]. They quantitatively assess the quality of explanations. In SR, we use them to evaluate whether the items generated by our method contribute to the final recommendation outcomes. Let \mathbb{I}_S^K be the set of items in the recommendation list. We define the PS and PN as:

$$PS = \frac{\sum \mathbb{1}_{\mathbb{I}_S^K}^*(i_{S^*}^*)}{|\mathbb{I}_S^K|}, \quad PN = \frac{\sum \mathbb{1}_{\mathbb{I}_S^K}^c(i_{S^*}^*)}{|\mathbb{I}_S^K|}, \quad (14)$$

where $i_{S^*}^*$ is the next item prediction for the found explanation S^* , $\mathbb{1}_{\mathbb{I}_S^K}^*(i_{S^*}^*)$ and $\mathbb{1}_{\mathbb{I}_S^K}^c(i_{S^*}^*)$ are indicator functions for $i_{S^*}^* \in \mathbb{I}_S^K$ and $i_{S^*}^* \notin \mathbb{I}_S^K$, respectively. These metrics assess the sufficiency and necessity of explanation items in maintaining or altering the recommendation model’s predictions. Higher values indicate more effective explanations. To combine these metrics, we calculate the F_{ns} score as $F_{ns} = \frac{2 \cdot PN \cdot PS}{PN + PS}$. This score emphasizes a balance between sufficiency and necessity in our explanations.

Hyper-parameter Setup: For each method, we tune hyper-parameters based on the performance on the validation sessions on each dataset. The dimensionalities of different layers in the neural network are uniformly set to 400 across all datasets. The batch size is consistently established at 256. For the Amazon datasets, the learning rate is set to 0.0001, while for the MovieLens dataset, it is set to 0.001. All models are trained using the Adam optimizer, and the RL discount factor is set to 0.99. Besides, during the fine-tuning process, we mainly focus on adjusting the learning rate and the coefficient λ of the contrastive loss function to achieve optimal performance. The learning rate is varied in the range of [0.00001, 0.01], while λ is tuned within the range of [0.1, 15] [31, 32]. Each method is executed five times to ensure statistical reliability, and average performance are reported. A paired t-test is conducted to compare each baseline with the FCESR_baseline to validate the significance of performance differences. Results are annotated with an asterisk (*) for $p \leq 0.05$ and a double asterisk (**) for $p \leq 0.01$.

5.2 Recommendation Performance (RQ1)

The comparative results on five non-explainable SR methods are shown in Table 3. The following observations are noted. (1) FCESR substantially improves recommendation accuracy across all datasets and most evaluation metrics, showing remarkable enhancements compared to baseline models. (2) BERT4Rec and GRU4Rec exhibit significant performance improvements across all scenarios, whereas GCSAN’s improvements are relatively modest. This can be partially explained by the data in Table 4, which shows that BERT4Rec and GRU4Rec excel in generating effective explanations across all datasets. BERT4Rec, for example, achieves up to 79.67% effectiveness on MovieLens. This ability to produce high-quality explanations results in valuable samples that significantly boost accuracy after fine-tuning. In contrast, GCSAN’s lower explanation effectiveness (37.63% on Beauty, 48.73% on MovieLens) likely contributes to its smaller accuracy gains. These findings underscore that high-quality explanations not only enhance interpretability but also provide crucial training samples, thereby improving overall recommendation accuracy. This highlights the vital connection between explanation quality and recommendation effectiveness.

5.3 Explanation Performance (RQ2)

In FCESR, both factual and counterfactual reasoning are used to generate explanations. The results are presented in Table 4. We compare our results with randomly generated explanations and CRVAE for each method on different datasets and observe that FCESR successfully generates explanations for most of the recommended items, with following key findings: (1) FCESR consistently outperforms both Random and CRVAE baselines across most scenarios.

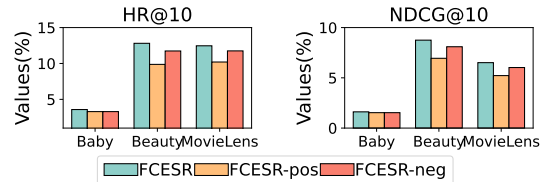
Table 3: Overall accuracy comparison on the three datasets.

Dataset	Metric	GRU4REC			NARM			SRGNN			GCSAN			BERT4REC		
		Base	FCESR	Improv.	Base	FCESR	Improv.	Base	FCESR	Improv.	Base	FCESR	Improv.	Base	FCESR	Improv.
Baby	HR@5	1.50	2.01	33.33%**	2.15	2.94	36.67%**	1.36	1.65	21.05%**	1.36	1.77	29.82%**	2.01	2.36	17.86%**
	HR@10	2.72	3.22	18.42%**	3.37	3.80	12.77%**	2.44	3.58	47.06%**	2.58	2.77	7.41%**	3.44	3.65	6.25%**
	HR@20	4.80	5.37	11.94%**	4.73	5.80	22.73%**	4.15	5.44	31.03%**	4.37	4.47	2.19%**	4.58	5.16	12.49%**
	NDCG@5	0.92	1.11	21.56%**	1.61	1.96	22.02%**	0.80	0.99	23.93%**	0.84	1.10	30.98%**	1.23	1.39	13.20%**
	NDCG@10	1.32	1.51	14.27%**	1.99	2.25	12.66%**	1.14	1.62	41.50%**	1.24	1.41	14.22%**	1.69	1.71	0.89%**
Beauty	HR@5	19.15	19.18	0.17%	20.01	21.04	5.11%**	9.01	10.14	12.59%**	10.20	10.24	0.33%	12.07	14.74	22.10%**
	HR@10	22.01	22.21	0.91%	22.62	23.50	3.93%**	11.47	12.81	11.67%**	14.41	14.48	0.46%	14.41	17.28	19.91%**
	HR@20	25.15	25.22	0.27%	24.48	25.73	5.09%**	14.01	15.61	11.43%**	18.21	18.51	1.65%**	17.41	20.95	20.31%**
	NDCG@5	15.00	15.09	0.62%	16.93	17.11	1.10%**	7.03	7.89	12.23%**	8.67	8.96	4.32%**	8.97	11.63	29.61%**
	NDCG@10	15.96	16.10	0.88%	17.77	17.91	0.76%	7.83	8.75	11.72%**	8.24	8.52	3.43%**	9.72	12.46	28.15%**
MovieLens	HR@5	7.74	8.68	12.14%**	10.46	11.69	11.77%**	6.75	7.46	10.44%**	4.73	4.91	3.87%**	6.39	7.10	11.00%**
	HR@10	11.65	13.06	12.10%**	15.88	16.79	5.74%**	11.28	12.46	10.49%**	7.35	7.51	2.14%**	9.60	10.18	5.97%**
	HR@20	16.63	18.13	9.02%**	23.04	23.50	2.01%**	17.64	19.77	12.09%**	11.41	11.50	0.82%	14.58	15.08	3.46%**
	NDCG@5	5.11	6.46	26.42%**	7.19	7.32	1.85%**	4.28	4.90	14.53%**	3.13	3.29	5.24%**	4.19	4.59	9.44%**
	NDCG@10	6.37	7.14	12.09%**	8.93	9.55	6.94%**	5.74	6.51	13.41%**	3.97	4.13	3.98%**	5.23	5.43	3.87%**
NDCG@20	7.63	8.83	15.73%**	10.73	11.92	11.08%**	7.33	8.34	13.81%**	4.99	5.60	5.13%**	6.48	6.59	1.80%**	

Table 4: Comparative results regarding top-1 explanation on the three datasets. The best is boldfaced.

Models	Baby			Beauty			MovieLens		
	PN	PS	F_{ns}	PN	PS	F_{ns}	PN	PS	F_{ns}
NARM-Random	97.79%	3.36%	6.49%	79.32%	16.78%	27.69%	83.09%	0.80%	1.58%
NARM-CRVAE	78.83%	33.10%	46.63%	77.35%	29.85%	43.07%	74.05%	24.77%	37.12%
NARM-FCESR	99.85%	28.89%	44.81%	99.27%	73.48%	84.45%	99.58%	13.45%	23.70%
SRGNN-Random	54.34%	8.51%	14.71%	86.21%	20.68%	33.36%	59.70%	4.35%	8.12%
SRGNN-CRVAE	79.46%	17.58%	28.79%	84.32%	15.92%	26.78%	79.31%	59.01%	67.67%
SRGNN-FCESR	99.46%	44.31%	61.31%	94.91%	53.52%	68.44%	89.49%	28.63%	43.38%
GRU4REC-Random	68.11%	28.67%	40.35%	64.41%	32.95%	43.59%	60.92%	27.16%	37.57%
GRU4REC-CRVAE	86.83%	24.67%	38.42%	76.24%	56.62%	64.98%	76.11%	41.89%	54.04%
GRU4REC-FCESR	98.63%	84.09%	90.78%	91.33%	80.48%	85.56%	99.56%	92.46%	95.88%
GCSAN-Random	48.65%	2.52%	4.79%	91.22%	4.05%	7.76%	58.64%	4.23%	7.88%
GCSAN-CRVAE	80.47%	17.60%	28.89%	74.30%	29.17%	41.89%	72.15%	38.46%	50.18%
GCSAN-FCESR	86.86%	29.08%	43.57%	99.11%	23.22%	37.63%	97.43%	32.49%	48.73%
BERT4REC-Random	46.24%	0.43%	0.84%	93.33%	2.76%	5.35%	71.17%	5.63%	10.43%
BERT4REC-CRVAE	86.14%	19.01%	31.14%	82.78%	18.20%	29.84%	89.90%	36.49%	51.91%
BERT4REC-FCESR	87.65%	53.13%	66.16%	98.76%	19.92%	33.15%	99.74%	79.67%	88.58%

(2) High PN values are observed across all models and datasets, likely due to the relative ease of generating counterfactual data by simply altering the predicted next item. (3) GCSAN exhibits lower PS values, particularly on BEAUTY (PS: 23.22%). This may be attributed to GCSAN’s strength in capturing local sequence features but its relative weakness in extracting higher-level global features, especially on complex, context-dependent datasets. (4) BERT4REC and GRU4REC show higher PS values, likely because of their superiority to capture long-term dependencies and contextual information in time series. BERT4REC’s bidirectional Transformers and GRU4REC’s RNN architecture excel at modeling complex sequential data, leading to more accurate and abundant explanations in challenging recommendation tasks.

**Figure 3: Impact of Positive and Negative Samples.**

5.4 Ablation Study (RQ3)

We conduct experiments to evaluate the innovative designs in FCESR: (1) complex reward functions and (2) the impact of positive and negative samples.

Therefore, for the reward function, we consider the following three variants: **FCESR (w/o) rank**, which excludes the rank reward; **FCESR (w/o) spars**, which includes both sparsity reward and rank reward; and **FCESR (w/ fe)**, which utilizes only the factual reward. For our experiments, we utilized the Baby dataset (a subset

Table 5: Impact of different reward functions.

Dataset	Variant	PN	PS	F_{ns}	avg_len
Baby	FCESR (w/o) rank	99.58%	44.15%	61.18%	2.94
	FCESR (w/o) spars	98.68%	43.42%	60.31%	5.61
	FCESR (w/) fe	56.99%	68.24%	62.11%	5.63
	FCESR	99.46%	44.31%	61.31%	2.93
MovieLens	FCESR (w/o) rank	88.42%	52.13%	65.59%	3.77
	FCESR (w/o) spars	74.53%	53.13%	62.04%	6.36
	FCESR (w/) fe	63.72%	75.37%	69.06%	7.97
	FCESR	89.49%	53.00%	66.57%	4.62

of Amazon product data) and the MovieLens dataset, representing e-commerce and movie recommendation scenarios respectively. Experiment results on both datasets using SRGNN model (e.g., similar trends can be observed with the rest SR models) are presented in Table 5. The results demonstrate that each component significantly contributes to overall explanation performance, validating the robustness of the reward design.

Besides, the results reveal a significant trade-off between the completeness and conciseness of explanations. On Baby, FCESR (w/o) spars shows that removing the sparsity reward leads to an increase in the size of the explanation subsets found. Although FCESR (w/) fe has the best PS (sufficiency) at 68.24%, its explanation length (avg_len) is too long, indicating that it may not find the minimal subset. This demonstrates the role of the sparsity reward in balancing explanation quality and conciseness. The complete FCESR model, with its high F_{ns} (61.31%) and reasonable avg_len (2.93), achieves a better balance between completeness and conciseness. The significance of the factual reward is evident from the performance of FCESR (w/) fe, which employs only the factual reward. On Baby, FCESR (w/) fe shows high PS (68.24%) but low PN (56.99%), indicating that relying solely on factual information may result in less comprehensive explanations. This observation is further supported by results on MovieLens, where FCESR (w/) fe achieves a more balanced performance but still falls short in terms of F_{ns} (overall performance) compared to the complete FCESR. These findings underscore the necessity of incorporating multiple reward components to generate explanations that are both accurate and comprehensive. While simplified variants may perform better on certain metrics, the complete FCESR achieves the best balance between explanation quality, conciseness, and comprehensiveness.

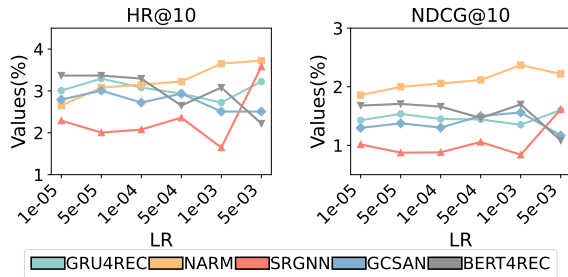


Figure 4: Impact of different lr.

To evaluate the impact of positive and negative samples, we consider two variants: **FCESR-pos**, which only uses positive samples in the recommendation enhancement module, and **FCESR-neg**, which only uses negative samples. Figure 3 presents the experimental results on three datasets using the SRGNN model. Similar trends

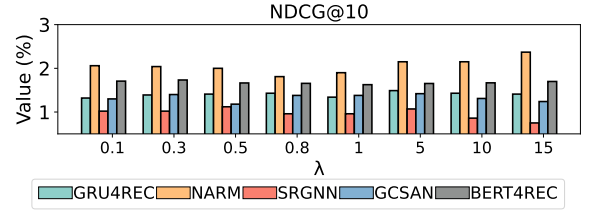


Figure 5: Impact of different λ .

are observed across other SR models. The results validate that each component contributes to the final performance, with the highest improvement in recommendation accuracy achieved when both positive and negative samples are utilized.

5.5 Sensitivity of Hyper-parameters (RQ4)

We further conduct analysis of two key hyperparameters during the fine-tuning phase, i.e., learning rate (lr) and contrastive loss coefficient (λ), explored a range of values [0.00001, 0.0005, 0.001, 0.005, 0.01], and [0.1, 0.3, 0.5, 0.8, 1, 5, 10, 15], respectively. The results on Baby are shown in Figures 4 and 5. As demonstrated, FCESR demonstrates considerable robustness to hyperparameter variations, as evidenced by the relatively modest changes in accuracy across different settings. This insensitivity to hyperparameter adjustments further validates the stability of our FCESR.

Table 6: Runtime performance on different datasets.

Dataset	Runtime (seconds)
Baby	115.6
Beauty	218.2
MovieLens	253.2

5.6 Time Complexity Analysis (RQ5)

The experiments were conducted on a computational infrastructure running Ubuntu 18.04, with 8 CPU cores and 64GB of memory. Table 6 presents the average runtime per episode of our RL framework across three datasets. The total training time varies depending on the stopping criteria (reward convergence, network convergence, or maximum episode limit). The runtime performance exhibits correlations with both the average session length and the total number of sessions in each dataset, as our framework needs to traverse all items within a session during each episode. For instance, the Baby dataset exhibits notably shorter runtime compared to the other two datasets, primarily attributed to its shorter session length. Overall, the computational complexity remains moderate, with session length being the dominant factor affecting runtime performance.

6 Conclusions

We introduce the FCESR framework, a model-agnostic plug-in that addresses the explainability issue in existing SR while also improving recommendation accuracy. Our key innovation lies in formulating the generation of factual and counterfactual explanations as a combinatorial optimization problem. We tackle this challenge through a novel framework that uses reinforcement learning for capturing sequential dependencies and balancing factual and counterfactual explanations. We further leverage contrastive learning to

utilize the generated explanations for improving recommendation accuracy. Extensive experiments comparing against two explanation baselines on five advanced SR models across three datasets demonstrate FCESR's superior performance in both improving recommendation accuracy and generating high-quality explanations. Future work could focus on adapting the FCESR framework to different recommendation scenarios and conducting large-scale user studies to assess the impact of these explanations on real users' decision-making and satisfaction.

References

- [1] Irwan Bello, Hieu Pham, Quoc V. Le, Mohammad Norouzi, and Samy Bengio. 2017. Neural Combinatorial Optimization with Reinforcement Learning. In *5th International Conference on Learning Representations (ICLR), Workshop Track Proceedings*. OpenReview.net.
- [2] Xu Chen, Zhenlei Wang, Hongteng Xu, Jingsen Zhang, Yongfeng Zhang, Wayne Xin Zhao, and Ji-Rong Wen. 2022. Data Augmented Sequential Recommendation based on Counterfactual Thinking. *IEEE Transactions on Knowledge and Data Engineering (TKDE)* (2022).
- [3] Yong-Guang Chen, Zhiwei Liu, Jia Li, Julian McAuley, and Caiming Xiong. 2022. Intent Contrastive Learning for Sequential Recommendation. *Proceedings of the ACM Web Conference (TheWebConf) 2022* (2022).
- [4] Ziheng Chen, Fabrizio Silvestri, Jia Wang, Yongfeng Zhang, Zhenhua Huang, Hongshik Ahn, and Gabriele Tolomei. 2022. Grease: Generate factual and counterfactual explanations for gnn-based recommendations. *arXiv preprint arXiv:2208.04222* (2022).
- [5] Zhihong Cui, Hongxu Chen, Lizhen Cui, Shijun Liu, Xueyan Liu, Guandong Xu, and Hongzhi Yin. 2022. Reinforced KGs reasoning for explainable sequential recommendation. *World Wide Web* 25, 2 (mar 2022), 631–654. <https://doi.org/10.1007/s11280-021-00902-6>
- [6] Scott Davies and Stuart Russell. 1994. NP-completeness of searches for smallest possible feature sets. In *AAAI Symposium on Intelligent Relevance*. AAAI Press Menlo Park, 37–39.
- [7] Sainyam Galhotra, Romila Pradhan, and Babak Salimi. 2021. Explaining Black-Box Algorithms Using Probabilistic Contrastive Counterfactuals. In *Proceedings of the 2021 International Conference on Management of Data (ICMD)* (Virtual Event, China). Association for Computing Machinery, 577–590. <https://doi.org/10.1145/3448016.3458455>
- [8] Chen Gao, Yu Zheng, Wenjie Wang, Fuli Feng, Xiangnan He, and Yong Li. 2024. Causal inference in recommender systems: A survey and future directions. *ACM Transactions on Information Systems (TOIS)* 42, 4 (2024), 1–32.
- [9] Yingqiang Ge, Juntao Tan, Yan Zhu, Yinglong Xia, Jiebo Luo, Shuchang Liu, Zuohui Fu, Shijie Geng, Zelong Li, and Yongfeng Zhang. 2022. Explainable fairness in recommendation. In *Proceedings of the 45th International ACM SIGIR Conference on Research and Development in Information Retrieval (SIGIR)*. 681–691.
- [10] Riccardo Guidotti, Anna Monreale, Salvatore Ruggieri, Franco Turini, Fosca Giannotti, and Dino Pedreschi. 2018. A Survey of Methods for Explaining Black Box Models. *ACM computing surveys (CSUR)* 51, 5, Article 93 (Aug. 2018), 42 pages. <https://doi.org/10.1145/3236009>
- [11] Balázs Hidasi, Alexandros Karatzoglou, Linas Baltrunas, and Domonkos Tikk. 2015. Session-based recommendations with recurrent neural networks. *arXiv preprint arXiv:1511.06939* (2015).
- [12] Hao Hou and Chongyang Shi. 2019. Explainable Sequential Recommendation using Knowledge Graphs. In *Proceedings of the 5th International Conference on Frontiers of Educational Technologies (ICFET)* (Beijing, China). Association for Computing Machinery, 53–57. <https://doi.org/10.1145/3338188.3338208>
- [13] Matt J Kusner, Joshua Loftus, Chris Russell, and Ricardo Silva. 2017. Counterfactual fairness. *Advances in Neural Information Processing Systems* 30 (2017).
- [14] Jing Li, Pengjie Ren, Zhumin Chen, Zhaochun Ren, Tao Lian, and Jun Ma. 2017. Neural attentive session-based recommendation. In *Proceedings of the 2017 ACM Conference on Information and Knowledge Management (CIKM)*. 1419–1428.
- [15] Weiyang Lin, Sergio A Alvarez, and Carolina Ruiz. 2000. Collaborative recommendation via adaptive association rule mining. *Data Mining and Knowledge Discovery (DMKD)* 6, 1 (2000), 83–105.
- [16] Qiao Liu, Yifu Zeng, Refue Mokhosi, and Haibin Zhang. 2018. STAMP: Short-Term Attention/Memory Priority Model for Session-based Recommendation. In *Proceedings of the 24th ACM SIGKDD International Conference on Knowledge Discovery & Data Mining (KDD)* (London, United Kingdom). Association for Computing Machinery, 1831–1839. <https://doi.org/10.1145/3219819.3219950>
- [17] Zhiwei Liu, Yong-Guang Chen, Jia Li, Philip S. Yu, Julian McAuley, and Caiming Xiong. 2021. Contrastive Self-supervised Sequential Recommendation with Robust Augmentation. *ArXiv abs/2108.06479* (2021).
- [18] Scott M Lundberg and Su-In Lee. 2017. A unified approach to interpreting model predictions. *Advances in Neural Information Processing Systems* 30 (2017).
- [19] Nina Mazyavkina, Sergey Sviridov, Sergei Ivanov, and Evgeny Burnaev. 2021. Reinforcement learning for combinatorial optimization: A survey. *Computers & Operations Research* 134 (2021), 105400.
- [20] Brent Mittelstadt, Chris Russell, and Sandra Wachter. 2019. Explaining explanations in AI. In *Proceedings of the Conference on Fairness, Accountability, and Transparency (FAccT)*. 279–288.
- [21] Aaron van den Oord, Yazhe Li, and Oriol Vinyals. 2018. Representation learning with contrastive predictive coding. *arXiv preprint arXiv:1807.03748* (2018).
- [22] Georgina Peake and Jun Wang. 2018. Explanation Mining: Post Hoc Interpretability of Latent Factor Models for Recommendation Systems. In *Proceedings of the 24th ACM SIGKDD International Conference on Knowledge Discovery & Data Mining (KDD)* (London, United Kingdom). Association for Computing Machinery, 2060–2069. <https://doi.org/10.1145/3219819.3220072>
- [23] J. Pearl, M. Glymour, and N.P. Jewell. 2016. *Causal Inference in Statistics: A Primer*. Wiley.
- [24] Massimo Quadrona, Alexandros Karatzoglou, Balázs Hidasi, and Paolo Cremonesi. 2017. Personalizing Session-based Recommendations with Hierarchical Recurrent Neural Networks. In *Proceedings of the 11th ACM Conference on Recommender Systems (RecSys)* (Como, Italy). Association for Computing Machinery, 130–137. <https://doi.org/10.1145/3109859.3109896>
- [25] Marco Tulio Ribeiro, Sameer Singh, and Carlos Guestrin. 2016. "Why should I trust you?" Explaining the predictions of any classifier. In *Proceedings of the 22nd ACM SIGKDD International Conference on Knowledge Discovery and Data Mining (KDD)*. 1135–1144.
- [26] Andrew D Selbst and Solon Barocas. 2018. The intuitive appeal of explainable machines. *Fordham L. Rev.* 87 (2018), 1085.
- [27] Eyal Shulman and Lior Wolf. 2020. Meta decision trees for explainable recommendation systems. In *Proceedings of the AAAI/ACM Conference on AI, Ethics, and Society*. 365–371.
- [28] Wenzhuo Song, Shoujin Wang, Yan Wang, Kumpeng Liu, Xueyan Liu, and Minghao Yin. 2023. A counterfactual collaborative session-based recommender system. In *Proceedings of the ACM Web Conference (TheWebConf) 2023*. 971–982.
- [29] Dusan Stamenkovic, Alexandros Karatzoglou, Ioannis Arapakis, Xin Xin, and Kleomenis Katevas. 2022. Choosing the Best of Both Worlds: Diverse and Novel Recommendations through Multi-Objective Reinforcement Learning. In *Proceedings of the 15th ACM International Conference on Web Search and Data Mining (WSDM)* (Virtual Event, AZ, USA). Association for Computing Machinery, 957–965. <https://doi.org/10.1145/3488560.3498471>
- [30] Fei Sun, Jun Liu, Jian Wu, Changhua Pei, Xiao Lin, Wenwu Ou, and Peng Jiang. 2019. BERT4Rec: Sequential recommendation with bidirectional encoder representations from transformer. In *Proceedings of the 28th ACM International Conference on Information and Knowledge Management (CIKM)*. 1441–1450.
- [31] Zhu Sun, Hui Fang, Jie Yang, Xinghua Qu, Hongyang Liu, Di Yu, Yew-Soon Ong, and Jie Zhang. 2022. Daisyrec 2.0: Benchmarking recommendation for rigorous evaluation. *IEEE Transactions on Pattern Analysis and Machine Intelligence (TPAMI)* 45, 7 (2022), 8206–8226.
- [32] Zhu Sun, Di Yu, Hui Fang, Jie Yang, Xinghua Qu, Jie Zhang, and Cong Geng. 2020. Are we evaluating rigorously? benchmarking recommendation for reproducible evaluation and fair comparison. In *Proceedings of the 14th ACM Conference on Recommender Systems (RecSys)*. 23–32.
- [33] Juntao Tan, Shijie Geng, Zuohui Fu, Yingqiang Ge, Shuyuan Xu, Yunqi Li, and Yongfeng Zhang. 2022. Learning and evaluating graph neural network explanations based on counterfactual and factual reasoning. In *Proceedings of the ACM Web Conference (TheWebConf) 2022*. 1018–1027.
- [34] Juntao Tan, Shuyuan Xu, Yingqiang Ge, Yunqi Li, Xu Chen, and Yongfeng Zhang. 2021. Counterfactual explainable recommendation. In *Proceedings of the 30th ACM International Conference on Information & Knowledge Management (CIKM)*. 1784–1793.
- [35] Sahil Verma, John Dickerson, and Keegan Hines. 2020. Counterfactual explanations for machine learning: A review. *arXiv preprint arXiv:2010.10596* 2 (2020), 1.
- [36] Jesse Vig, Shilad Sen, and John Riedl. 2009. Tagsplanations: explaining recommendations using tags. In *Proceedings of the 14th International Conference on Intelligent User Interfaces (IUI)* (Sanibel Island, Florida, USA). Association for Computing Machinery, 47–56. <https://doi.org/10.1145/1502650.1502661>
- [37] Shoujin Wang, Longbing Cao, Yan Wang, Quan Z Sheng, Mehmet A Orgun, and Defu Lian. 2021. A survey on session-based recommender systems. *ACM Computing Surveys (CSUR)* 54, 7 (2021), 1–38.
- [38] Huizi Wu, Hui Fang, Zhu Sun, Cong Geng, Xinyu Kong, and Yew-Soon Ong. 2023. A generic reinforced explainable framework with knowledge graph for session-based recommendation. In *2023 IEEE 39th International Conference on Data Engineering (ICDE)*. IEEE, 1260–1272.
- [39] Shu Wu, Yuyuan Tang, Yanqiao Zhu, Liang Wang, Xing Xie, and Tieniu Tan. 2019. Session-based recommendation with graph neural networks. In *Proceedings of the AAAI Conference on Artificial Intelligence*, Vol. 33. 346–353.
- [40] Xu Xie, Fei Sun, Zhaoyang Liu, Shiwen Wu, Jinyang Gao, Jiandong Zhang, Bolin Ding, and Bin Cui. 2022. Contrastive Learning for Sequential Recommendation.

- 2022 *IEEE 38th International Conference on Data Engineering (ICDE)* (2022), 1259–1273.
- [41] Chengfeng Xu, Pengpeng Zhao, Yanchi Liu, Victor S Sheng, Jiajie Xu, Fuzhen Zhuang, Junhua Fang, and Xiaofang Zhou. 2019. Graph contextualized self-attention network for session-based recommendation. In *International Joint Conference on Artificial Intelligence (IJCAI)*, Vol. 19. 3940–3946.
- [42] Shuyuan Xu, Yunqi Li, Shuchang Liu, Zuohui Fu, Yingqiang Ge, Xu Chen, and Yongfeng Zhang. 2021. Learning causal explanations for recommendation. In *The 1st International Workshop on Causality in Search and Recommendation*.
- [43] Yuhao Yang, Chao Huang, Lianghao Xia, Chunzhen Huang, Da Luo, and Kangyi Lin. 2023. Debiased Contrastive Learning for Sequential Recommendation. In *Proceedings of the ACM Web Conference (TheWebConf) 2023* (Austin, TX, USA). Association for Computing Machinery, 1063–1073. <https://doi.org/10.1145/3543507.3583361>
- [44] Junliang Yu, Hongzhi Yin, Xin Xia, Tong Chen, Jundong Li, and Zi-Liang Huang. 2022. Self-Supervised Learning for Recommender Systems: A Survey. *IEEE Transactions on Knowledge and Data Engineering (TKDE)* 36 (2022), 335–355.
- [45] Shengyu Zhang, Dong Yao, Zhou Zhao, Tat-Seng Chua, and Fei Wu. 2021. Causerec: Counterfactual user sequence synthesis for sequential recommendation. In *Proceedings of the 44th International ACM SIGIR Conference on Research and Development in Information Retrieval (SIGIR)*. 367–377.
- [46] Yongfeng Zhang, Xu Chen, et al. 2020. Explainable recommendation: A survey and new perspectives. *Foundations and Trends® in Information Retrieval* 14, 1 (2020), 1–101.
- [47] Yabin Zhang, Zhenlei Wang, Wenhui Yu, Lantao Hu, Peng Jiang, Kun Gai, and Xu Chen. 2024. Soft Contrastive Sequential Recommendation. *ACM Transactions on Information Systems (TOIS)* (may 2024). <https://doi.org/10.1145/3665325> Just Accepted.
- [48] Guanglin Zhou, Chengkai Huang, Xiacong Chen, Xiwei Xu, Chen Wang, Liming Zhu, and Lina Yao. 2023. Contrastive counterfactual learning for causality-aware interpretable recommender systems. In *Proceedings of the 32nd ACM International Conference on Information and Knowledge Management (CIKM)*. 3564–3573.