

Addendum: Fitting the DESI BAO Data with Dark Energy Driven by the Cohen–Kaplan–Nelson Bound

Patrick Adolf^{1*}, Martin Hirsch^{2†}, Sara Krieg^{1‡}, Heinrich Päs^{1§}, Mustafa Tabet^{1¶}

¹*Fakultät für Physik, Technische Universität Dortmund, D-44221 Dortmund, Germany*

²*Instituto de Física Corpuscular (IFIC), Universidad de Valencia-CSIC, E-46980 Valencia, Spain*

July 4, 2025

Abstract

Motivated by the recent Year-2 data release of the DESI collaboration, we update our results on time-varying dark energy models driven by the Cohen–Kaplan–Nelson bound. The previously found preference of time-dependent dark energy models compared to Λ CDM is further strengthened by the new data release. For our particular models, we find that this preference increases up to $\approx 2.6\sigma$ depending on the used supernova dataset.

1 Introduction

In this addendum, we update the results of our previous work [1] in the light of the recent Year-2 data release (DR2) of the Dark Energy Spectroscopic Instrument (DESI) collaboration [2]. We consider a dark energy scaling proportional to the squared Hubble parameter $H(z)$ as

$$\rho_{\text{DE}}(z) = \Lambda_0 + \nu \frac{M_{\text{Pl}}^2 H^2(z)}{16\pi^2}, \quad (1)$$

where Λ_0 is the contribution of the classical cosmological constant to the dark energy density $\rho_{\text{DE}}(z)$, M_{Pl} is the Planck mass, and ν is a free parameter of the model. As discussed in our previous work, this scaling is motivated by the Cohen–Kaplan–Nelson (CKN) bound [3], used to connect the quantum corrections of the dark energy density to the size of the universe. Hence, as introduced in Reference [1], we call the dark energy density evolving from Equation (1) ν CKN model, or simply CKN model for the case $\nu = 1$.

In Section 2, we show the result of our combined analysis of the DESI baryonic acoustic oscillations (BAO) DR2 [2], supernova datasets [4, 5] and model-independent Hubble measurements [6, 7]. We compare the results of the (ν) CKN models with other dark energy models in the literature, and discuss the difference to the fit for which the DESI BAO Year-1 data release (DR1) [8] is used instead. Finally, we summarize and discuss the results in Section 3.

2 Updated Results

Analogously to the statistical procedure described in Reference [1], we perform a χ^2 fit and provide the resulting best-fit points of the CKN and ν CKN model in Table 1. Since we use two different supernova datasets, DES-SN5YR (DESY5) and Pantheon+, we always combine the DESI BAO DR2 and Hubble data with one of them

*patrick.adolf@tu-dortmund.de

†mahirsch@ific.uv.es

‡sara.krieg@tu-dortmund.de

§heinrich.paes@tu-dortmund.de

¶mustafa.tabet@tu-dortmund.de

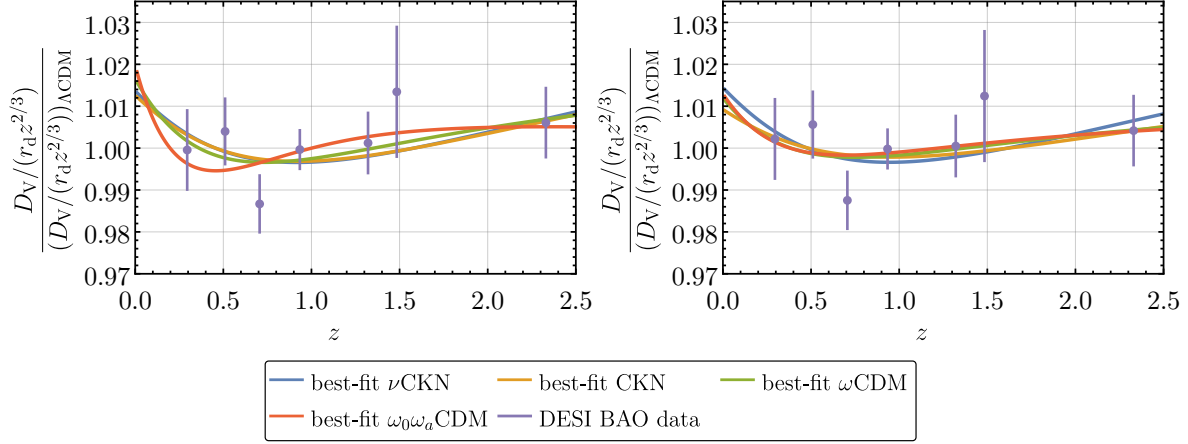


Figure 1: Shown is the angle-averaged distance quantity $D_V/(r_d z^{2/3})$ normalised to the Λ CDM value at our best-fit point together with the DR2 DESI measurements [2] for all considered dark energy models. In the left plot, the best-fit points of the combination with the DESY5 dataset are used and in the right plot with the Pantheon+ dataset. Note that in the left plot the best-fit lines for CKN and ν CKN overlap.

separately. The resulting χ^2 values show that both the CKN and the more general ν CKN models are well compatible with the experimental measurements, as the goodness of the best-fit points over the degrees of freedom (DOF) are $\chi^2/\text{DOF} \approx 0.89$ and $\chi^2/\text{DOF} \approx 0.88$ for the DESY5 and Pantheon+ data, respectively.

For the comparison to other dark energy models, we provide the best-fit points of Λ CDM, ω CDM, and $\omega_0\omega_a$ CDM [9, 10] in Table 2 and their χ^2 difference to the (ν)CKN models in Table 3. To compare between models with a different number of model parameters k , we use the Akaike information criterion (AIC)

$$\text{AIC} = \chi^2_{\min} + 2k. \quad (2)$$

The results show that the CKN and ν CKN models are preferred with respect to the Λ CDM model for both datasets. In case of the ν CKN model, the χ^2 difference can be translated into a significance of 2.63σ and 1.75σ for the DESY5 and the Pantheon+ data, respectively. However, the $\Delta\chi^2$ and ΔAIC values show that the ω CDM and $\omega_0\omega_a$ CDM models provide an even better fit to the data. Only according to the ΔAIC values for the combination with the Pantheon+ dataset, both, the CKN and ν CKN models are slightly preferred with respect to the $\omega_0\omega_a$ CDM model. The prediction of the angle-averaged distance quantity $D_V/(r_d z^{2/3})$ at our best-fit points normalised to the Λ CDM prediction is shown in Figure 1 together with the DESI DR2 measurements. The differences between the χ^2 values of the DESI BAO DR1 and DR2 are presented in Table 4 and demonstrate that the fit of all models improved. However, the improvement of the fit for the Λ CDM model is non-significant, whereas the new measurements have a higher impact on the time-dependent dark energy models. In the case of the Pantheon+ data, the improvement of the Λ CDM model is larger than for the DESY5 data. The most significant change can be found for the ω CDM and ν CKN models, for the DESY5 and Pantheon+ supernova dataset, respectively.

The improved statistics of the new measurements on the fit can also be seen in the correlation plots of the CKN and ν CKN models for both supernova datasets in Figures 2 to 5, leading to a smaller 95% and 68% confidence level (CL) area compared to the results from DESI BAO DR1.

3 Discussion

As expected, the higher statistics coming with the DR2 leads to smaller uncertainties on the model parameters and is visible in their corresponding correlation plots for the (ν)CKN models. The widely discussed findings from DR1, that models featuring a time-varying dark energy are preferred with respect to Λ CDM, is further

Table 1: Results of the best-fit points for the CKN and ν CKN case to the datasets of DESI BAO DR2 and Hubble, once combined with DESY5 and once with Pantheon+ data. Shown are the results for Hubble-today H_0 , the matter density parameter Ω_M^0 , the drag epoch r_d , the parameter ν and the minimal χ_{\min}^2 over the degrees of freedom (DOF).

Model/Datasets	H_0 /(km/s/Mpc)	Ω_M^0	r_d /Mpc	ν	χ_{\min}^2 /DOF
CKN					
+ DESY5	68.83 ± 2.35	0.352 ± 0.009	144.27 ± 4.85	–	1674/1871
+ Pantheon+	69.09 ± 2.36	0.347 ± 0.009	144.23 ± 4.85	–	1437/1632
νCKN					
+ DESY5	68.90 ± 2.38	0.348 ± 0.018	144.26 ± 4.85	0.92 ± 0.35	1674/1870
+ Pantheon+	69.46 ± 2.40	0.330 ± 0.018	144.21 ± 4.85	0.64 ± 0.36	1436/1631

Table 2: Results of the best-fit points from the Λ CDM, ω CDM and $\omega_0\omega_a$ CDM model to the datasets of DESI BAO DR2 and Hubble, once with DESY5 and once with Pantheon+ data. Shown are the results for Hubble-today H_0 , the matter density parameter Ω_M^0 , the drag epoch r_d , the parameters ω_0 and ω_a , and the minimal χ_{\min}^2 /DOF.

Model/Datasets	H_0 in km/s/Mpc	Ω_M^0	r_d in Mpc	ω or ω_0	ω_a	χ_{\min}^2 /DOF
ΛCDM						
+ DESY5	69.77 ± 2.38	0.309 ± 0.008	144.28 ± 4.85	–	–	1681/1871
+ Pantheon+	70.10 ± 2.39	0.303 ± 0.008	144.21 ± 4.85	–	–	1439/1632
ωCDM						
+ DESY5	68.71 ± 2.37	0.297 ± 0.009	144.11 ± 4.85	-0.88 ± 0.04	–	1670/1870
+ Pantheon+	69.32 ± 2.40	0.297 ± 0.008	144.10 ± 4.85	-0.92 ± 0.04	–	1435/1631
$\omega_0\omega_a$CDM						
+ DESY5	68.69 ± 2.50	0.321 ± 0.013	143.70 ± 5.01	-0.78 ± 0.07	-0.77 ± 0.39	1668/1869
+ Pantheon+	69.49 ± 2.28	0.302 ± 0.017	143.60 ± 4.58	-0.91 ± 0.06	-0.11 ± 0.43	1434/1630

Table 3: Comparison between CKN and ν CKN and alternative cosmological models. Shown is the difference $\Delta\chi^2 = \chi_{\min}^{2,(\nu)\text{CKN}} - \chi_{\min}^{2,\text{alt.model}}$ for both datasets and the difference ΔAIC . The negative values indicate a preference of CKN and ν CKN over the alternative models, respectively. See text for a comparison of the ν CKN and Λ CDM model in terms of significances.

Models	$\Delta\chi_{\text{DESY5}}^2$	$\Delta\text{AIC}_{\text{DESY5}}$	$\Delta\chi_{\text{Pantheon+}}^2$	$\Delta\text{AIC}_{\text{Pantheon+}}$
CKN with				
Λ CDM	–6.90	–6.90	–2.05	–2.05
ω CDM	3.14	1.14	2.26	0.26
$\omega_0\omega_a$ CDM	5.74	1.74	2.43	–1.57
νCKN with				
Λ CDM	–6.94	–4.94	–3.07	–1.07
ω CDM	3.09	3.09	1.24	1.24
$\omega_0\omega_a$ CDM	5.69	3.69	1.41	–0.59

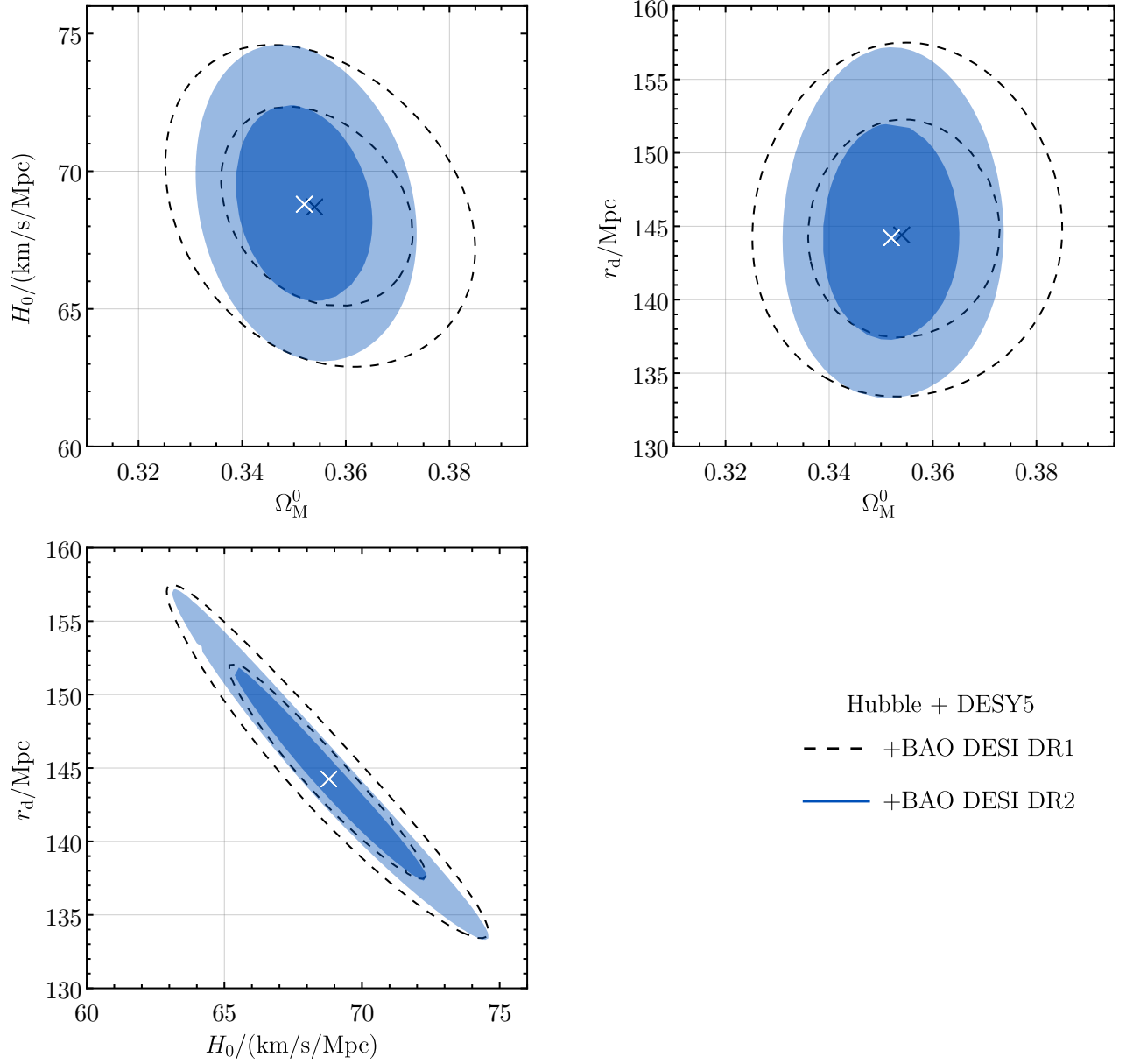


Figure 2: Correlations of H_0 – Ω_M^0 (top left), H_0 – r_d (top right), r_d – Ω_M^0 (bottom left) in the CKN model for the DESI BAO+Hubble+DESY5 DR1 (black dashed lines) and DESI BAO+Hubble+DESY5 DR2 (blue area) dataset at the 95 % and 68 % CL.

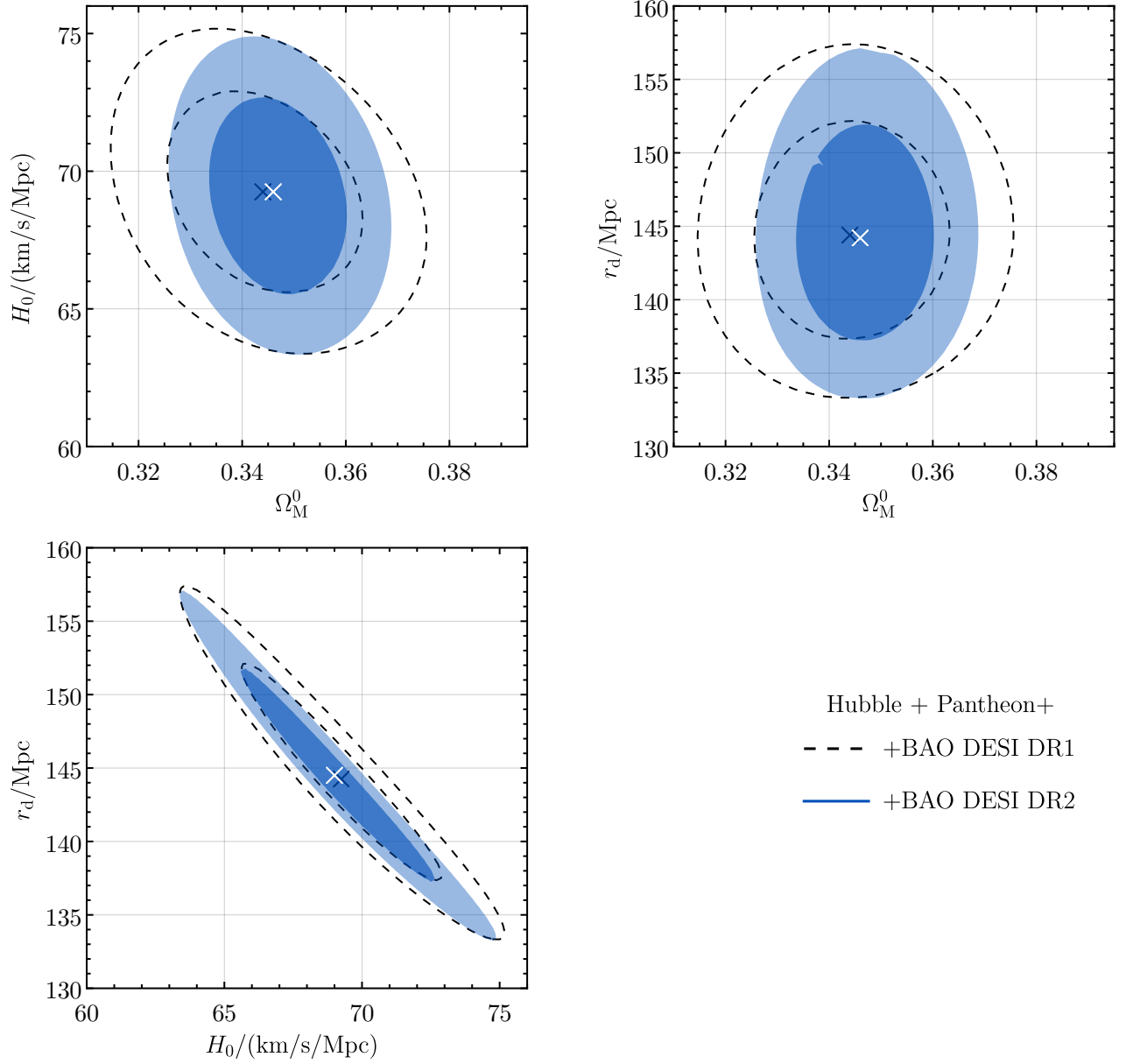


Figure 3: Correlations of H_0 – Ω_M^0 (top left), H_0 – r_d (top right), r_d – Ω_M^0 (bottom left) in the CKN model for the DESI BAO+Hubble+Pantheon+ DR1 (black dashed lines) and DESI BAO+Hubble+Pantheon+ DR2 (blue area) dataset at the 95 % and 68 % CL.

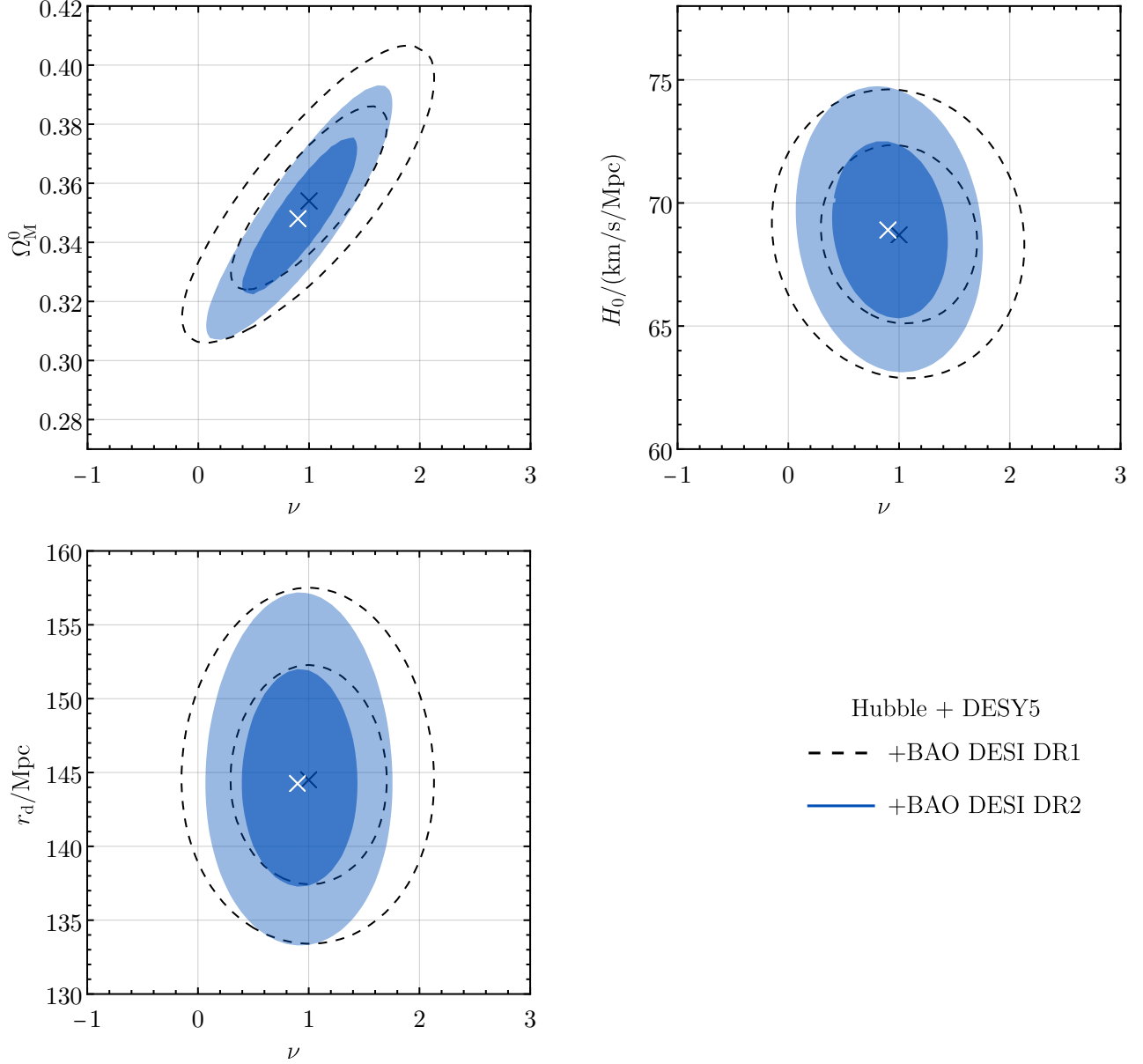


Figure 4: Correlations of ν - Ω_M^0 (top left), ν - H_0 (top right), ν - r_d (bottom left) in the ν CKN model for the DESI BAO+Hubble+DESY5 DR1 (black dashed lines) and DESI BAO+Hubble+DESY5 DR2 (blue area) dataset at the 95 % and 68 % CL.

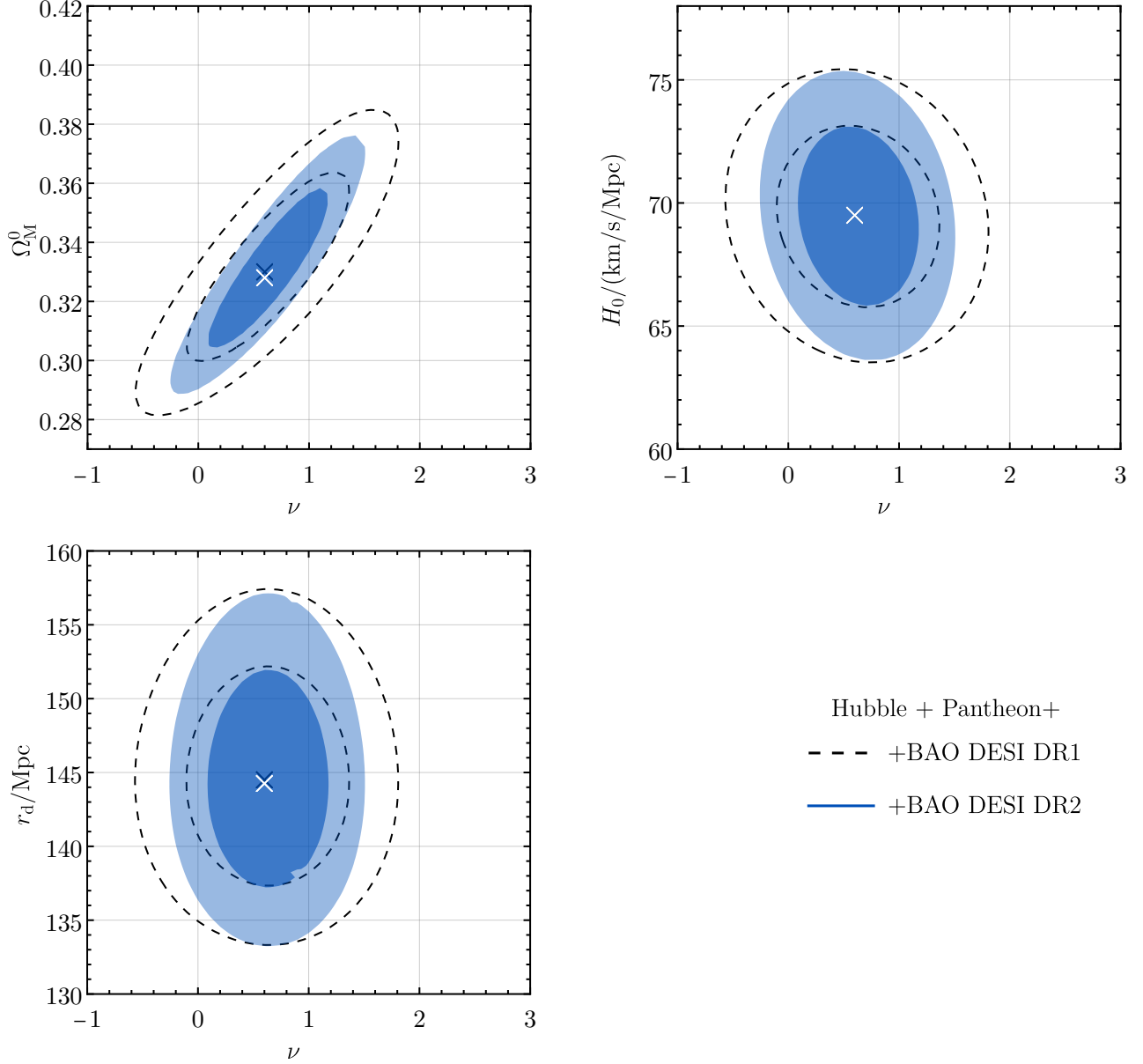


Figure 5: Correlations of ν - Ω_M^0 (top left), ν - H_0 (top right), ν - r_d (bottom left) in the ν CKN model for the DESI BAO+Hubble+Pantheon+ DR1 (black dashed lines) and DESI BAO+Hubble+Pantheon+ DR2 (blue area) dataset at the 95% and 68% CL.

Table 4: Difference of the χ^2_{\min} values $\Delta\chi^2_{\text{DR2-DR1}}$ between the fit with DESI BAO DR1 and DR2 combined with Hubble measurements and either the DESY5 or the Pantheon+ supernova dataset for different cosmological models considered in this work. Additionally, we show the change in the difference between the χ^2_{\min} values of the different models and the χ^2_{\min} of the ΛCDM model $(\Delta\chi^2)^{\Lambda\text{CDM}}$ between the two data releases DR1 and DR2.

Models	$\Delta\chi^2_{\text{DR2-DR1}}$		$(\Delta\chi^2)^{\Lambda\text{CDM}}_{\text{DR2}} - (\Delta\chi^2)^{\Lambda\text{CDM}}_{\text{DR1}}$	
	DESY5	Pantheon+	DESY5	Pantheon+
CKN	-2.85	-2.84	-2.34	-0.90
νCKN	-2.91	-3.76	-2.39	-1.83
ΛCDM	-0.52	-1.93	—	—
ωCDM	-3.72	-3.59	-3.20	-1.66
$\omega_0\omega_a\text{CDM}$	-3.29	-3.13	-2.77	-1.20

strengthened by the recent data release of the DESI experiment. Remarkably, this trend is also visible in the $(\nu)\text{CKN}$ models. For the Pantheon+ dataset, the νCKN model experiences a larger improvement in the fit between DR1 and DR2 compared to the CKN model. The trend revealed through the new DESI data release fuels the hope that we are moving towards a future where the mysteries of dark energy may at last begin to unfold.

Acknowledgements

P.A. is supported by the *Studienstiftung des deutschen Volkes*. M.H. is supported by the Spanish grants PID2023-147306NB-I00 and CEX2023-001292-S (MCIU/AEI/10.13039/501100011033), as well as CIPROM/2021/054 (Generalitat Valenciana).

References

- [1] P. Adolf, M. Hirsch, S. Krieg, H. Päs and M. Tabet, “Fitting the DESI BAO data with dark energy driven by the Cohen-Kaplan-Nelson bound,” *JCAP* **08** (2024), 048 doi:10.1088/1475-7516/2024/08/048 [arXiv:2406.09964 [astro-ph.CO]].
- [2] M. Abdul Karim *et al.* [DESI], “DESI DR2 Results II: Measurements of Baryon Acoustic Oscillations and Cosmological Constraints,” [arXiv:2503.14738 [astro-ph.CO]].
- [3] A. G. Cohen, D. B. Kaplan and A. E. Nelson, *Effective field theory, black holes, and the cosmological constant*, *Phys. Rev. Lett.* **82** (1999) 4971–4974, [hep-th/9803132].
- [4] D. Brout *et al.*, *The Pantheon+ Analysis: Cosmological Constraints*, *Astrophys. J.* **938** (2022) 110, [2202.04077].
- [5] DES collaboration, T. M. C. Abbott *et al.*, *The Dark Energy Survey: Cosmology Results With ~ 1500 New High-redshift Type Ia Supernovae Using The Full 5-year Dataset*, 2401.02929.
- [6] A. Favale, M. G. Dainotti, A. Gómez-Valent and M. Migliaccio, *Towards a new model-independent calibration of Gamma-Ray Bursts*, 2402.13115.
- [7] M. Moresco, R. Jimenez, L. Verde, A. Cimatti and L. Pozzetti, *Setting the Stage for Cosmic Chronometers. II. Impact of Stellar Population Synthesis Models Systematics and Full Covariance Matrix*, *Astrophys. J.* **898** (2020) 82, [2003.07362].

- [8] A. G. Adame *et al.* [DESI], “DESI 2024 VI: cosmological constraints from the measurements of baryon acoustic oscillations,” JCAP **02** (2025), 021 doi:10.1088/1475-7516/2025/02/021 [arXiv:2404.03002 [astro-ph.CO]].
- [9] M. Chevallier and D. Polarski, *Accelerating universes with scaling dark matter*, *Int. J. Mod. Phys. D* **10** (2001), 213-224, [gr-qc/0009008].
- [10] E. V. Linder, *Exploring the expansion history of the universe*, *Phys. Rev. Lett.* **90** (2003) 091301, [astro-ph/0208512].