

Exploring human-SAV interaction using large language models: The impact of psychological ownership and anthropomorphism on user experience

Lirui Guo^{*a}, Michael G. Burke^b, and Wynita M. Griggs^{a,b}

^aDepartment of Civil Engineering, Monash University, Clayton, VIC 3800, Australia

^bDepartment of Electrical and Computer Systems Engineering, Monash University, Clayton, VIC 3800, Australia

Abstract

There has been extensive prior work exploring how psychological factors such as anthropomorphism affect the adoption of shared autonomous vehicles (SAVs). However, limited research has been conducted on how prompt strategies in large language model (LLM)-powered SAV User Interfaces (UIs) affect users' perceptions, experiences, and intentions to adopt such technology. In this work, we investigate how conversational UIs powered by LLMs drive these psychological factors and psychological ownership, the sense of possession a user may come to feel towards an entity or object they may not legally own. We designed four SAV UIs with varying levels of anthropomorphic characteristics and psychological ownership triggers. Quantitative measures of psychological ownership, anthropomorphism, quality of service, disclosure tendency, sentiment of SAV responses, and overall acceptance were collected after participants interacted with each SAV. Qualitative feedback was also gathered regarding the experience of psychological ownership during the interactions. The results indicate that an SAV conversational UI designed to be more anthropomorphic and to induce psychological ownership improved users' perceptions of the SAV's human-like qualities and improved the sentiment of responses compared to a control condition. These findings provide practical guidance for designing LLM-based conversational UIs that enhance user experience and adoption of SAVs.

1 Introduction

Over the past few years, extensive research has been conducted to overcome technical, regulatory, and human-centric barriers to the adoption of Shared Autonomous Vehicles (SAVs), bringing them closer to practical reality. Combining shared mobility with automated driving technologies, SAVs are driverless taxi fleets composed entirely of fully autonomous vehicles (Dai et al., 2021). SAVs offer numerous benefits, such as reduced car ownership and traffic congestion, lower environmental impact, decreased travel time costs, and enhanced accessibility for users (Wu et al., 2023; Huda et al., 2023; Pimenta et al., 2024). Practical advancements in SAV technology are already evident: Waymo provides autonomous ride-hailing services to the public in two U.S. cities (Waymo, 2024), while Apollo Go, a Chinese self-driving travel service platform, operates in 11 cities nationwide in China (Robotgo, 2024). Tesla has also announced plans for a Robotaxi, aiming to commence production before 2027 (Tesla, 2024; Hull et al., 2024). These examples demonstrate the practical advancements and transformative potential of SAV technology.

However, technological advancements alone are insufficient without public willingness to adopt SAVs (Zhang et al., 2019). A positive user experience is essential for the widespread adoption of SAV technology (Flohr et al., 2021). The high levels of autonomy associated with SAVs remove direct human control, which can lead to user unease if effective interaction mechanisms are not in place. This lack of control

^{*}Corresponding author. E-mail address: lirui.guo@monash.edu (L.Guo). Present address: Department of Civil and Environmental Engineering, Monash University. Wellington Rd, Clayton VIC 3800

may negatively impact user comfort and overall acceptance of the technology (Flohr et al., 2021; Kang and Kim, 2020; Wang et al., 2025). To bridge this gap, establishing effective interaction mechanisms is critical. Current research tends to focus mainly on survey studies, driving simulations (e.g., driving simulators and virtual reality), and the physical appearance (Zhang et al., 2019; Zou et al., 2021; Xu et al., 2024; Zhang and Patrick Rau, 2023; Wang et al., 2024) of vehicles, while placing limited emphasis on the key aspect of conversational interactions between humans and SAVs, an area that becomes especially critical as autonomy levels increase. Effective communication is a critical component of user comfort and trust in autonomous systems (Ruijten et al., 2018). Conversational interactions, facilitated through natural language processing such as large language models (LLMs), offer a potential solution to alleviate user concerns by providing a sense of communication, understanding, and responsiveness.

Anthropomorphism, the attribution of human-like characteristics to non-human entities (Salles et al., 2020; Wu et al., 2023), is a key factor in human-SAV interaction that could affect user experience and intention to use SAVs. Research indicates that incorporating simplified human-like features, whether in appearance or behavior, can enhance users’ perceived service value, which in turn fosters loyalty and leads to a more positive interaction experience (Wu et al., 2023). However, a greater level of anthropomorphism may decrease human trust and negatively affect human-SAV interaction quality, especially among respondents without vehicle ownership (Wu et al., 2023). Therefore, finding the optimal level of anthropomorphism is essential for improving user acceptance.

As the name indicates, one of the key features of SAV is the sharing aspect, which involves the removal of private ownership. Over the past few decades, consumer behavior has shifted from the mantra “we are what we own” to “we are what we can access” (Merfeld et al., 2019). Psychological ownership (PO), the feeling of possession towards a target, whether legally owned, shared, or abstract, even in the absence of legal ownership (Pierce et al., 2003; Baxter et al., 2015), is becoming increasingly significant for fostering engagement in access-based services. PO plays a vital role in how people interact with digital products and services, enhancing user engagement, satisfaction, and loyalty towards digital platforms (Kučinskis, 2024; Li and Atkinson, 2020; Liang et al., 2024; Moon et al., 2013; Dai et al., 2021). Fostering a sense of PO when interacting with SAVs can make users feel a sense of personal connection to the shared vehicles. It could bridge the gap between private ownership and shared mobility services, facilitating the transition to shared mobility and ultimately increasing user acceptance in SAV systems (Lee et al., 2019; Dai et al., 2021; Orsot-Dessi et al., 2023).

In recent years, LLMs have become viable tools for enhancing user experience in various digital interaction domains. OpenAI’s ChatGPT, one of the most well-known LLMs, has gained significant popularity for its human-like conversational capabilities since its launch in November 2022 (Lei et al., 2023; Du et al., 2023). LLMs capable of facilitating natural interactions are increasingly influencing the field of intelligent vehicles. Du et al. (2023) explored ChatGPT’s potential in intelligent vehicle domains, such as driver assistance, autonomous driving, human-vehicle interactions, shared control, and enhancing the Driving Intelligence Quotient. Implementing LLMs as UIs for communication with SAVs is expected to foster more natural dialogues between users and vehicles, ultimately enhancing user experience, confidence, safety, and comfort (Gao et al., 2023; Du et al., 2023). When integrated into SAVs, LLMs could play a significant role in triggering PO among SAV users and examining the effects of anthropomorphism. Applying strategies of PO and anthropomorphism when designing conversational UIs for SAVs could optimize human-SAV interaction and enhance users’ perceptions and acceptance of SAVs. However, no prior studies have systematically examined how anthropomorphic and PO-driven conversational agents influence user experience and acceptance of SAVs. This paper investigates these effects by tailoring LLM-based UIs to induce PO or anthropomorphism, aiming to identify strategies that enhance user adoption and satisfaction.

This study aims to highlight differences in user experience across four types of SAV UIs designed using different prompting strategies by evaluating factors such as quality of service, disclosure tendency, interaction enjoyment, SAV response sentiment (i.e., polarity and subjectivity), and user acceptance. It demonstrates how strategic prompts can alter user perceptions, providing actionable insights for the development of conversational UIs in SAVs that foster user experience and acceptance. By focusing on the integration of PO and anthropomorphism, this research fills a critical gap in the literature on human-SAV interactions and

contributes to a broader understanding of how these elements affect technology adoption.

The remainder of this article is organized as follows: Section 2 presents and describes the relevant studies and hypotheses of this research. Section 3 introduces the methodology applied, including the user study design, SAV UI development, data collection, and data analysis. Section 4 summarizes and discusses the results. Lastly, Section 5 offers concluding remarks, implications, limitations, and suggestions for future work.

2 Literature review

2.1 Psychological ownership

Psychological ownership refers to the feeling that an object or entity is “MINE” (Pierce et al., 2003). This feeling can occur for any objects that are visible, attractive, interesting, and experienced by an individual (Pierce et al., 2003; Baxter et al., 2015). This concept has gained prominence in consumer research as it can be experienced by all types of audiences even in the absence of physical or legal ownership (Thürridl et al., 2020). With the rise of new technologies shifting the focus from tangible products to intangible experiences, psychological ownership has expanded beyond material possessions to encompass mobile technology services (Liang et al., 2024). In the context of car-sharing autonomous vehicles (AVs), where only one customer request (as an individual or a group) is being taken at a time (Narayanan et al., 2020), the customer temporarily takes “ownership” of an AV (i.e., while they are using this SAV service) without legally owning the vehicle. Thus, the concept of psychological ownership could potentially address a known SAV acceptance barrier caused by the absence of physical ownership (Lee et al., 2019). In this study, we define psychological ownership as a sense of ownership where individuals feel that the SAV they are currently using is their own private AV while they using it (Liang et al., 2024).

Psychological ownership has broad implications and leads to many benefits. In marketing research, psychological ownership is claimed to lead to greater happiness (Li and Atkinson, 2020), increased purchase intention and willingness to pay (Kirk and Swain, 2018; Hingston and Whelan, 2024), more favorable attitudes toward domestic brands (Liang et al., 2024), mediate the negative impact on consumer happiness (Zhao et al., 2023) and enhance stewardship behavior towards public goods (Peck et al., 2021). In the context of digital technology, psychological ownership has been shown to improve engagement and satisfaction with digital products (Kućinskas, 2024), foster loyalty to massively multiplayer online role-playing games (Moon et al., 2013), enhance consumers’ valuation of the digital content (Kirk and Swain, 2016), and serve as a sustainable source of competitive advantage by actively involving customers in value co-creation processes (Kirk and Swain, 2018). In the context of SAVs, psychological ownership is found to positively affect behavioral intention to use SAVs (Lee et al., 2019; Dai et al., 2021; Orsot-Dessi et al., 2023).

It is important to understand when and why users experience a sense of psychological ownership – in other words, how psychological ownership can be triggered. Previous researchers claimed that the sense of ownership is rooted in four fundamental human motives (“roots”): (1) **effectance motivation** (the desire to interact effectively with the environment to achieve desired outcomes, fostering feelings of efficacy and pleasure), (2) **self-identity** (possessions help define oneself, express identity to others, and maintain self-continuity over time), (3) **home** (a sense of anchoring in time and space, offering familiarity, comfort, and security), and (4) **stimulation** (the need for arousal and activation) (Pierce et al., 2001; Pierce and Peck, 2018). These four motives can be seen as the reason for the existence of the psychological state of ownership rather than its cause (Pierce and Peck, 2018).

The development of psychological ownership occurs through three distinct “routes” (i.e., key experiences) – **exercise of control**, such as physical control over an object (Atasoy and Morewedge, 2018), control over the design process (Baxter et al., 2015; Baxter and Aurisicchio, 2018), or the perceived ability to influence a target’s behavior (Kirk, 2019); **intimate knowledge**, such as contamination concerns (Hingston and Whelan, 2024), or repeated positive experiences in and with a place or target (Peck et al., 2021); and, **investment of the self**, such as naming (Stoner et al., 2018), designing (Kirk et al., 2018), customizing

(Li and Atkinson, 2020), and voting for (Fuchs et al., 2010) a product (Baxter et al., 2015; Pierce and Peck, 2018; Peck et al., 2021). Beyond these routes, other strategies have been explored to trigger psychological ownership among consumers including fostering positive affect during brand consumption (Thürriidl et al., 2020), using emotional narratives that incorporate elements of the three routes (Guo et al., 2025), and employing actionable manipulations, such as placing signs like “welcome to YOUR park” in public spaces (Peck et al., 2021).

Inspired by increasing interest in how different ways of engaging with a target can influence psychological ownership (Peck et al., 2021), this research incorporates elements of the three routes into the designing process of the SAV UI to trigger psychological ownership when users interact with the vehicle and investigate its potential effects on user experience and acceptance of SAVs.

2.2 Anthropomorphism and large language models

Anthropomorphism refers to the attribution of human-like traits, behaviors, or mental states to non-human entities, including objects, animals, brands, and technological artifacts (Salles et al., 2020; Wu et al., 2023). In the context of SAVs, Wu et al. (2023) classified anthropomorphism into two levels: **superficial anthropomorphism** and **deep anthropomorphism**. Superficial anthropomorphism represents lower-level dimensions such as physical appearances (e.g., friendly or aggressive), voice tones (e.g., friendly or cool), and vehicle movement patterns (elegant vs. rigid). In contrast, deep anthropomorphism encompasses higher-level dimensions like authenticity (lifelike or artificial), human-likeness (human-like or machine-like), naturalness (natural or synthetic), and awareness (conscious or unconscious).

Superficial anthropomorphism has been shown to bring numerous benefits to human-computer interactions. For instance, it fosters comfort, familiarity, and perceived trustworthiness during interactions, thereby enhancing the overall user experience with SAVs (Wu et al., 2023). Additionally, anthropomorphic features can elicit more positive user responses by increasing a sense of connectedness when interacting with smart objects (Kang and Kim, 2020). It also positively influences users’ attitudes and facilitates the establishment of user-agent relationships (Wu et al., 2023). On the other hand, deep anthropomorphism may reduce the quality of human-SAV interaction, particularly among low-income, low-education male respondents without vehicle ownership (Wu et al., 2023). Conversely, some studies have shown that human-like qualities positively influence users’ perceived friendliness and safety, augmenting trust and overall acceptance of virtual assistant technology (Calahorra-Candao and Martín-de Hoyos, 2024). These contrasting findings suggest that the impact of different levels of anthropomorphism may vary across contexts and user groups. Given these insights, it is important to explore how anthropomorphism can be effectively integrated into SAV interactions and its influence on user experience.

Advancements in artificial intelligence (AI) have led to the development of conversational agents powered by LLMs, such as OpenAI’s ChatGPT. These models can generate human-like text, enabling more natural and engaging interactions (Flohr et al., 2021). In high-level SAVs, which remove direct human control, passengers primarily interact with the vehicle via digital UIs – either conversational UIs or graphical UIs (Ruijten et al., 2018; Flohr et al., 2021). Conversational UIs allow users to communicate with the vehicle using natural language, akin to conversing with a real driver (McTear et al., 2016). However, if these interfaces fail to understand users’ requests or provide incorrect information, it can lead to negative interaction experiences and even serious issues (Følstad and Brandtzaeg, 2020; Sugisaki and Bleiker, 2020; Flohr et al., 2021). One potential solution to enhance the effectiveness of conversational UIs is the adoption of LLMs. Implementing conversational UIs powered by LLMs with anthropomorphic personalities is expected to improve the system’s understanding of user requests and increase user engagement. This integration can lead to an enhanced user experience and greater acceptance of SAVs. Therefore, our study investigates how different anthropomorphic personalities, enabled by LLMs, affect human-SAV interactions.

2.3 User experience factors

In this project, the user experience is examined from the following aspects: user’s disclosure tendency, user’s perception of the SAV’s service quality, user’s perception of enjoyment when interacting with the SAV, the

sentiment of the SAV responses, and user’s acceptance of the SAVs.

2.3.1 Disclosure tendency

Disclosure tendency (DT) refers to the willingness and behavior of individuals to reveal personal information to others, including computers (Zhang and Patrick Rau, 2023). During human-computer interactions, sharing personal information can bring various benefits, such as personalized services, increased convenience, enhanced safety, the establishment of intimate relationships, smoother information exchange, and ease of communication. However, it can also pose risks, including privacy concerns, identity theft, financial fraud, and unauthorized secondary use of information (Song and Kim, 2021; Cheng et al., 2022; Zhang and Patrick Rau, 2023). Interestingly, Cheng et al. (2022) found that in ride-sharing contexts, passengers tended to focus more on the benefits of disclosing personal information than on the associated risks.

Moreover, Zhang and Patrick Rau (2023) observed that participants were more willing to share personal information with intelligent agents (IAs) designed to play a servant role when these agents exhibited human-like features (e.g., a friendly tone, relatable visual design) compared to IAs with robot-like characteristics (e.g., mechanical voice, robotic appearance). In the context of SAVs, users are required to disclose personal information such as their travel routes. To achieve a more personalized travel experience, users may also need to share additional preferences, such as their music tastes, to customize SAV settings. If they perceive the SAV as their own vehicle, they may be more willing to share their personal information.

Thus, it becomes essential to examine how conversational agent design influences users’ willingness to disclose personal information during interactions with SAVs, as psychological ownership and anthropomorphism prompts may shape users’ perceptions and behaviors related to disclosure tendency in distinct ways.

2.3.2 Quality of service

Quality of service (QoS) is a critical factor in evaluating user experience with a product or service. Satisfied users are more likely to engage in positive word-of-mouth, exhibit a higher willingness to pay, and result in an increased intention to continue using the product or service (Dai et al., 2021; Song and Kim, 2021). Research has shown that anthropomorphism can significantly influence the quality of consumer-AI interactions, with users tending to engage for longer periods when interacting with human-like chatbots or AI devices (Wang, 2017). Additionally, quality of service has been identified as a key factor in users’ willingness to share personal information (Song and Kim, 2021) and serves as a mediator between anthropomorphic characteristics and user acceptance (Pelau et al., 2021).

2.3.3 Perceived Enjoyment

Perceived Enjoyment (PE) refers to the user’s feelings of pleasure and joy during interactions with SAVs (Song and Kim, 2021). Research on human-robot interactions has shown that enjoyable interactions can lead to a greater willingness to engage and share information (Song and Kim, 2021). Similarly, in the context of human-SAV interactions, it can be assumed that if users find the SAV enjoyable to interact with, their overall user experience is likely to improve.

2.3.4 Sentiment of the SAV responses

Sentiment analysis, a combination of Natural Language Processing, Computational Linguistics, and text analysis, focuses on extracting and understanding human sentiments from textual data (Bonta et al., 2019). It has been widely adopted across academia, businesses, governments, and other organizations (Wankhade et al., 2022). Sentiment analysis typically involves two classifications: subjectivity classification, which provides a **subjectivity** score indicating whether a text is subjective or objective, and sentiment classification, which delivers a **polarity** score reflecting whether a text is positive or negative (Wankhade et al., 2022; Wang et al., 2014). In the context of human-SAV interactions, these two measures (i.e., polarity and subjectivity) can be utilized to evaluate the sentiment of SAV responses. Such measures may play a key role in shaping user experiences during interactions with SAVs.




Figure 1: The developed SAV user interface.

3 Method

This section outlines the methodology employed to investigate the effects of psychological ownership and anthropomorphism in human-SAV interactions, contextualized within experimental settings in Victoria, Australia. The subsequent subsections detail the design of the SAV UI, LLM prompts, user study framework, hypotheses, and analytical approaches used to assess user experiences and acceptance.

3.1 SAV User Interface design

An SAV UI prototype was designed to investigate the effects of psychological ownership and anthropomorphism on user experience when interacting with SAVs. The ‘gradio’ package was used to build the UI, and the ‘openai’ package was used to access the “gpt-3.5-turbo” model using the OpenAI API in Python (Abid et al., 2019; OpenAI, 2024b). The selection of the “gpt-3.5-turbo” model for this project was guided by its conversational abilities, cost-effectiveness, and high speed, making it the ideal choice for simulating human-SAV interactions (OpenAI, 2024a). The SAV UI developed is shown in Figure 1.

3.2 SAV prompt design

Four distinct types of SAV were designed, each utilizing different prompt strategies to explore the effects of psychological ownership and anthropomorphism on user experience and acceptance. These prompts were carefully designed to integrate various strategies targeting user engagement, perception, and interaction quality to simulate real conversational interactions with SAVs. For all four groups, the SAVs were prompted to strictly follow both Australian national laws and the specific regulations set forth by the State of Victoria, attempting to ensure safety and compliance at all times.

1. Standard (i.e., the control group)

The baseline prompt was designed to represent a standard SAE Level 5 SAV without emphasizing psychological ownership or anthropomorphic features. It included the core functionalities necessary for managing daily trips, such as adjusting climate preferences, controlling navigation, and handling media settings.

2. Standard + [Psychological Ownership] prompt

The second group incorporated strategies to foster a sense of psychological ownership by following the three PO routes introduced in Section 2.1 – exercise of control, intimate knowledge, and investment of the self. The large language model was instructed to ensure users perceive the SAV as “their own private autonomous vehicle” by emphasizing control over vehicle operations, to share intimate knowledge about the SAV, and encourage users to invest themselves in its use. The goal was to enhance user attachment and engagement, and develop a strong sense of psychological ownership while users interacted with the vehicle.

3. Standard + [Anthropomorphism] prompt

This prompt employed three different anthropomorphic personalities to create a more human-like and personalized interaction style. The SAV was designed to embody one of three distinct personas: cool and sophisticated, friendly and engaging, or sassy and tired. Participants selected their preferred personality at the start of the user study (before all interactions).

4. Standard + [Psychological Ownership] prompt + [Anthropomorphism] prompt

The last group combined the strategies from the previous two groups, integrating PO routes with anthropomorphic personalities. The objective was to evaluate the combined effect of these approaches on user perception and user experience.

Each prompt was designed to reflect the unique objectives of the study and was implemented as part of the SAV’s conversational UI. The prompts were iteratively trialed and refined to ensure they conveyed the SAV’s intended communication style, functionality, and user experience. The detailed descriptions and wording of the prompts can be found in the Appendix A.1. The inclusion of these variations allowed for a comparative analysis of how different prompts influence user engagement, satisfaction, and psychological ownership.

3.3 User study design

A user study was conducted with ethical approval from the Monash University Human Research Ethics Committee (MUHREC)¹. Participants were invited to interact with all four SAV groups (in random order). A list of fifteen sample user inputs (e.g., “Adjust the seat, I want to lie down”) was provided, but participants were also informed that they were free to interact with the SAVs in any way they desired, including making requests or asking questions. After each interaction, participants were asked to fill out a survey about their interaction experience covering the following aspects: their feelings of psychological ownership, the perceived anthropomorphism of the SAV, quality of service, their disclosure tendency, polarity (i.e., whether the responses of the SAVs were positive or negative), subjectivity (i.e., whether the responses of the SAVs were subjective or objective), enjoyment, and SAV acceptance. The questionnaire items used are summarized in Table 1. Qualitative data was collected from open-ended questions about additional features or experiences with the vehicle that would contribute to psychological ownership, the benefits of sharing personal information, and interview responses about participants’ perceived psychological ownership. The user studies were held from April 30, 2024, to July 2, 2024. In total, 50 participants were invited, and 2,136 chats (a question-answer interaction) were collected. In this research project, the targeted population was selected to be young and highly educated, as this group may represent potential early adopters of technologies like SAVs due to their openness to innovation and higher levels of education (Guo et al., 2025).

¹Project ID: 40485

Table 1: Questionnaire Items and Sources.

| Questionnaire items | Modified from |
|--|--|
| Psychological Ownership (PO)—Measured from 1 (Strongly Disagree) to 7 (Strongly Agree) | |
| PO1: I feel like the vehicle is mine | |
| PO2: I feel a very high degree of personal ownership of the vehicle | Lee et al. (2019); Li et al. (2023) |
| PO3: Interacting with the SAV interface enhances my feeling of ownership over the vehicle | |
| PO4: I feel like I own the vehicle | |
| Anthropomorphism (A)—Measured from 1 (Strongly Disagree) to 7 (Strongly Agree) | |
| A1: I believe that the SAV has its own decision-making power | |
| A2: I believe that the SAV has its own personality | Pelau et al. (2021); Chi et al. (2021) |
| A3: I believe that the SAV has its own preferences and mood | |
| A4: I believe that the SAV has its own emotions | |
| A5: I believe that the SAV device can feel compassion | |
| Quality of Service (QoS)—Measured from 1 (Strongly Disagree) to 7 (Strongly Agree) | |
| QoS1: I am satisfied with the SAV service. | |
| QoS2: I find communication with the SAV to be pleasant. | Zhang and Patrick Rau (2023) |
| QoS3: I would recommend the SAV to others. | |
| Disclosure Tendency (DT)—Measured from 1 (Strongly Disagree) to 7 (Strongly Agree) | |
| DT1: I am willing to disclose my daily route with the SAV. | |
| DT2: I am willing to disclose my tastes in music with the SAV. | Zhang and Patrick Rau (2023) |
| DT3: I am willing to disclose my feelings, including negative emotions like anxiety, with the SAV. | |
| Polarity (Pol)—Measured from -1 (Negative) to 1 (Positive) | |
| Pol: Overall, how do you rate the SAV responses, negative or positive? | By definition, Wang et al. (2014) |
| Subjectivity (Sub)—Measured from 0 (Objective) to 1 (Subjective) | |
| Sub: Overall, do you think the SAV responses are objective or subjective? | By definition, Wang et al. (2014) |
| Perceived Enjoyment (PE)—Measured from 1 (Strongly Disagree) to 7 (Strongly Agree) | |
| PE1: How fun do you feel your interaction with this SAV was? | |
| PE2: Do you think “fun” is a factor that would influence your intention to use SAVs? | Pelau et al. (2021) |
| Behavioral Intention to Use (BI)—Measured from 1 (Strongly Disagree) to 7 (Strongly Agree) | |
| BI1: Overall, would you use an SAV if given the chance? | |
| BI2: Would you likely use SAVs repeatedly in the future based on your experience today? | Lee et al. (2019); Dai et al. (2021) |
| BI3: Do you want to interact with this/your SAV again? | |

*Note: item PE1 is measured from 1 (Not fun at all) to 7 (Extremely fun)

3.4 Hypotheses and statistical analysis

The collected data were analyzed using a combination of quantitative and qualitative methodologies. The quantitative analysis was conducted using the R statistical software (version 4.4.1), while the qualitative analysis was performed using the NVivo qualitative data analysis software (version 14.24.0).

3.4.1 Descriptive statistics

Means and standard deviations (Tables 3) were calculated for all constructs within the survey to examine differences in participants’ perceptions of the selected psychological factors and their user experiences. A pie chart (Fig. 4) was plotted to visualize the preferred SAV choices.

3.4.2 Favorite SAVs

To investigate the effects of prompts on participants’ user experiences with the four types of SAVs, we first tested whether participants’ favorite SAVs varied significantly. If all SAVs were equally preferred, it could indicate that the tailored prompts utilized to develop the four SAV groups did not achieve the anticipated effect on users’ experiences or choices. This resulted in the formulation of our initial hypothesis:

- **H1:** The favorite SAVs are different across all participants.

Although the order of SAV presentations was randomized to minimize any ordering effect on participants’ perceptions, it is essential to examine whether the presentation order had any influence on their preferences. For instance, as participants engage with the SAV UIs over time, they may develop a heightened sense of psychological ownership due to increased familiarity, which could impact the efficacy of the prompts. In light of the aforementioned considerations, we put forth a second hypothesis:

- **H2:** There is a relationship between the SAV order and the favorite SAV.

The user study employed three distinct anthropomorphic characteristics for the SAVs, which were as follows: “cool and sophisticated”, “friendly and engaging”, and “sassy and tired”. Participants selected their preferred anthropomorphic style before interacting with the SAVs and indicated their favorite SAV at the end of all interactions. It is important to ascertain whether participants’ preferences for particular SAVs were shaped by the tailored prompts or by the SAVs’ anthropomorphic attributes. In other words, participants may exhibit a systematic preference for one SAV over others based on their perception of its interaction style. This leads to our third hypothesis, which is as follows:

- **H3:** There is an association between the selected anthropomorphism (e.g., friendly or cool) and the favorite SAV.

To test these hypotheses, non-parametric tests were used. Specifically, the Chi-Square Test and Fisher’s Exact Test were applied depending on whether the expected frequency for each category was greater or less than 5, respectively.

3.4.3 Prompt effect

The effects of the designed prompts were examined by comparing the survey responses collected after each interaction with the SAVs. Cronbach’s alpha values were first assessed to verify the internal consistency of the questionnaire items. Next, the Friedman test, a non-parametric alternative to repeated measures ANOVA that is robust to departures from normality (Ramachandran and Tsokos, 2015), was conducted to determine whether there were significant differences between the four SAVs. Specifically, the test was applied to psychological ownership (PO), anthropomorphism (A), quality of service (QoS), disclosure tendency (DT), polarity (Pol), subjectivity (Sub), enjoyment of interaction (PE), and behavioral intention to use (BI). Any significant variation in these constructs would indicate that the prompts influenced participants’ perceptions and experiences, consistent with the following overarching hypothesis:

- **H4:** A significant difference exists among the four SAV groups across the measured variables.

To investigate how PO prompts and A prompts influence user perceptions and experiences, a series of one-tailed Wilcoxon Signed-Rank tests were employed at the item level. In addition, Holm–Bonferroni corrections were applied within each family of pairwise comparisons to control the family-wise error (Armstrong, 2014).

Psychological ownership prompt effect

It was first hypothesized that integrating PO prompts in an SAV interface would enhance users’ sense of ownership towards the SAV. Specifically, it was hypothesized that:

- **H5.1:** SAV2 (integrated with PO prompts) > SAV1 (Baseline) on PO items (PO1–PO4).
- **H5.2:** SAV4 (both PO and A prompts) > SAV3 (integrated with A prompts) on PO items (PO1–PO4).

Building on Section 2.1, it was further proposed that PO prompts might affect broader user experience factors, which includes QoS, DT, sentiment of the SAV responses (Polarity and Subjectivity), PE, and BI:

- **H6.1:** SAV2 (PO prompts) > SAV1 (Baseline) on these user experience metrics.

- **H6.2:** SAV4 (both PO and A prompts) > SAV3 (A prompts) on these user experience metrics.

Anthropomorphism prompt effect

It was expected that incorporating anthropomorphic prompts in the SAV interface could enhance users' perception of the vehicle's anthropomorphic qualities. It was hypothesized that:

- **H7.1:** SAV3 (A prompts) > SAV1 (Baseline) on A items (A1–A5).
- **H7.2:** SAV4 (both PO and A prompts) > SAV2 (PO prompts) on A items (A1–A5).

Similarly, building on Section 2.2, it was hypothesized that A prompts would also enhance these user experience dimensions:

- **H8.1:** SAV3 (A prompts) > SAV1 (Baseline) on user experience metrics.
- **H8.2:** SAV4 (both PO and A prompts) > SAV2 (PO-only prompts) on user experience metrics.

Combined prompt effect

Finally, an exploratory analysis examined the combined effects of PO and A prompts by comparing SAV4 (both PO and A prompts) against SAV1 (Baseline). It was expected to see that SAV4 outperforms SAV1 in all PO, A, and user experience metrics aspects.

- **H9.1:** SAV4 (both PO and A prompts) > SAV1 (Baseline) on PO perception.
- **H9.2:** SAV4 (both PO and A prompts) > SAV1 (Baseline) on A items (A1–A5).
- **H9.3:** SAV4 (both PO and A prompts) > SAV1 (Baseline) on user experience metrics.

3.4.4 Qualitative analysis

From the collected open-ended responses and interview data, seven themes were identified. Under each theme, various codes were developed to represent the aspects that participants mentioned as influencing the development of their psychological ownership when interacting with the SAVs. The themes and codes are as follows:

- **Communication Style:** Short and concise, Long and detailed, Interactive and engaging, Verbose and repetitive, Guidance and recommendations, Use of “I”, Use of “we”;
- **Communication Tone:** Professional, polite, and formal, Kind and warm, Neutral;
- **Anthropomorphism:** Human-like, AI-/GPT-like, Robot-like, Machine-like;
- **Performance:** Meeting user’s needs, Efficiency, Care and support, Accuracy, Intelligence and conversation memory, Perceived ease of use, Taking initial actions;
- **Psychological Ownership Routes:** Personalization, Familiarity, intimacy and privacy, Feeling of control, Time and number of interactions;
- **Legal Ownership:** Fact of shared car, Like a taxi driver/service;
- **Sentiment:** Objective.

The effects of each code on participants' perceptions of psychological ownership were analyzed, noting whether each influence was positive or negative, and the frequency of occurrences was recorded. The descriptions and sample responses illustrating each code are provided in Table 2.

Table 2: Summary of Communication Styles and Effects in SAV Interactions. The corresponding SAV ID that was mentioned in the response examples is indicated in brackets. If no SAV ID is specified, it indicates a general comment that applies to all four SAVs.

| Themes | Codes | Description | Effects | Unique People | Mentions | Examples from responses | |
|---------------------|------------------------------|--|--|---------------|----------|---|--|
| Communication Style | Short and concise | The communication style of the SAVs is brief with to the point communication. The length of the responses is relatively shorter. | (+) | 7 | 10 | “But this time it (SAV4, Engaging & Friendly) actually feels a bit better, because the responses are concise.” | |
| | | | (-) | 1 | 2 | “The responses are interactive but simpler. This makes me feel it’s (SAV2) more like a service other than a car I own.” | |
| | Long and detailed | The communication style of the SAVs is extensive and thorough which provides in-depth information. The length of the responses is relatively longer. | (+) | 2 | 2 | “Compared to the first one (SAV4, Engaging & Friendly), I would say that I like this vehicle (SAV1) more. Because it’s more human-like and can provide me more details about my questions.” | |
| | | | (-) | 2 | 3 | “The long answers make me feel less ownership of the vehicle (SAV3, C&S).” | |
| | Interactive and engaging | and | The communication style of the SAVs are interactive and engaging. | (+) | 15 | 25 | “It (SAV4, Engaging & Friendly) is still an ask-and-execute mode of interaction, thus no strong feeling of ownership.” |
| | Verbose and repetitive | and | The responses provided by the SAVs are excessively wordy and repetitive. | (-) | 10 | 12 | “(Psychological Ownership): Not much feeling because it’s (SAV2) too mechanical, reminds me of chatbots from 2015, not interesting, too repetitive.” |
| | Guidance and recommendations | and | This code examines whether the SAV provides clear instructions, advice, or suggestions to assist users in navigating or optimizing their experience. | (+) | 6 | 10 | “the vehicle (SAV2) can give me suggestions based on my demand” |
| | Use of “I” | | Occurrences in which the SAV employs the first-person singular pronoun “I” within its responses. | (-) | 1 | 2 | “The responses (SAV1) were all written in a style like ‘I will ...’, which makes it feel like the AI owns the vehicle, but not me.” |
| Use of “we” | | Occurrences in which the SAV employs the first-person plural pronoun “we” in its responses. | (+) | 1 | 1 | “It (SAV4, Engaging & Friendly) is caring and uses ‘we’, which makes me feel like it is mine.” | |

(Continued)

| Themes | Codes | Description | Effects | Unique People | Mentions | Example responses |
|--------------------|----------------------------------|---|---------|---------------|----------|---|
| Communication Tone | Professional, polite, and formal | The tones of the SAVs are professional, polite and formal. | (+) | 4 | 4 | “Formal tone would contribute” |
| | | | (-) | 8 | 9 | “The tone that chatbot (SAV2) talked with is too formal not friendly enough for me.” |
| | Kind and warm | The tones of the SAVs are kind and warm. | (+) | 6 | 8 | “PO is stronger than the 1st one (SAV1) because the replies (SAV4, Engaging & Friendly) are friendlier and more emotional.” |
| Anthropomorphism | Neutral | The tones of the SAVs are neutral. | (-) | 3 | 4 | “No PO because the responses (SAV1) are neutral and mechanical, lacking understanding of my personal preferences and emotional feedback.” |
| | Human-like | The SAV behaves and interacts like a human. The users can feel that the vehicle has emotions and personalities. | (+) | 12 | 18 | “Response in a real-human style is important.” |
| | | | (-) | 4 | 5 | “PO: (SAV3, Sassy and Tired) I feel like I am traveling with a friend, like sharing a ride with a friend, rather than owning the car (or car service).” |
| | AI-/GPT-like | The SAV shows behaviors and interactions characteristic of artificial intelligence entities or large language models (e.g., ChatGPT), making its computational nature evident to users. | (-) | 7 | 8 | “But it (SAV2) still feels like an ai system so same I sometimes feel like it’s more like a public transport.” |
| | Machine-like | The SAV’s behaviors and interactions are mechanistic and devoid of human-like characteristics. | (+) | 2 | 3 | “Because the SAV (SAV2) is more machine like, I might feel like it’s an item I can own.” |
| | | | (-) | 8 | 9 | “PO: Not much feeling because it’s (SAV2) too mechanical, reminds me of chatbots from 2015, not interesting, too repetitive.” |
| Robot-like | | The SAV interacts like a robot, using programmed responses and mechanical actions distinct from human-like behavior. | (+) | 1 | 2 | “it (SAV1) is more like a robot than the last vehicle (SAV2).” |
| | | | (-) | 6 | 6 | “(SAV4, Engaging & Friendly) Don’t react like a robot.” |
| Meeting needs | user’s | The SAV addresses and fulfills the user’s requirements and expectations. | (+) | 25 | 49 | “the vehicle (SAV4, Engaging & Friendly) always refuse my request” |

(Continued)

| Themes | Codes | Description | Effects | Unique People | Mentions | Example responses |
|--------------------------------|--------------------------------------|---|---------|---------------|----------|--|
| Psychological Ownership Routes | Efficiency | This code examines users' perceptions of the SAV's efficiency in handling requests and executing tasks. | (+) | 10 | 16 | "It's (SAV2) good and quickly give me answers, which is what I want." |
| | Care and supportive | The SAV provides care and support during interactions, enhancing the user's comfort | (+) | 16 | 27 | "For the emergency situation, it (SAV4, Engaging & Friendly) can help me to calm down and find the most helpful solution." |
| | Accuracy | This code focuses on the accuracy and specificity of the information delivered by the SAVs. | (+) | 8 | 12 | "I hope it (SAV2) can give precise answers to my questions." |
| | Intelligence and conversation memory | The SAV demonstrates intelligence through understanding user requests and providing smart, logical responses that aid decision-making, including the capacity to remember past interactions and use that information contextually. | (+) | 22 | 36 | "The SAV (SAV3, Engaging & Friendly) remembered the later trip and destination." |
| | Perceived ease of use | Users perceive the SAV as easy to interact with and operate. | (+) | 3 | 3 | "I feel greater ease of using like music or calls would make it feel more like mine as well the vehicle being able to do more for me that I want." |
| | Taking initial actions | The SAV takes initial actions when dealing with user's requests, despite knowing user's preferences. | (+) | 3 | 4 | "This one (SAV4, Engaging & Friendly) has lower PO; it asked for my preference but did not take initial actions (i.e., not playing music directly)." |
| | Personalization | The user's inclination to customize the SAV's settings to tailor the experience to their individual preferences and needs, including adjusting configurations, the SAV remembering user preferences, and providing customized responses or services. | (+) | 21 | 39 | "If the system doesn't know or cannot predict my preferences, doesn't take initial actions, and asks each time, it is hard to develop a sense of ownership." |
| | Familiarity, intimacy and privacy | This code examines how the SAV fosters a sense of familiarity, intimacy, and privacy, creating closeness and comfort that make the user feel at ease. It focuses on building a relationship through consistent, familiar interactions that establish trust and comfort, emphasizing the relational aspect wherein the SAV "knows" the user and cultivates a feeling of familiarity over time. | (+) | 22 | 53 | "I would feel better if it can recognize me and remember my personal experience." |

(Continued)

| Themes | Codes | Description | Effects | Unique People | Mentions | Example responses |
|-----------------|---------------------------------|--|---------|---------------|----------|---|
| Legal Ownership | Feeling of control | Users perceive that they have control over the SAV. | (+) | 10 | 13 | “when i asked the chatbot (SAV1) to save my preference, the chatbot refused to do so. The reponse makes me feel i am not the onwer of the car.” |
| | Time and number of interactions | This code addresses how increased duration and frequency of interactions with the SAV influence psychological ownership and user’s connection to the system. | (+) | 9 | 13 | “It’s very hard to develop PO on the first use, especially just through chatting.” |
| | Fact of shared car | The user’s awareness that the SAV is a shared vehicle. | (-) | 8 | 18 | “However, since the context was set based on a sharing car, I do not feel I own it.” |
| | Like a taxi driver/service | The SAV is perceived as akin to a taxi driver or hired service, diminishing the user’s sense of personal ownership and attachment. | (-) | 13 | 20 | “I wouldn’t develop PO with a taxi driver.” |
| Sentiment | Objective | The SAV provides responses that are objective and impartial, devoid of personal bias or emotional influence. | (+) | 2 | 3 | “(SAV4, Engaging & Friendly) More objective, more professional and sophisticated. More PO, as I prefer this interaction style.” |
| | | | (-) | 4 | 5 | “This SAV (SAV4, Engaging & Friendly) is really objective, I do not feel I own this vehicle” |

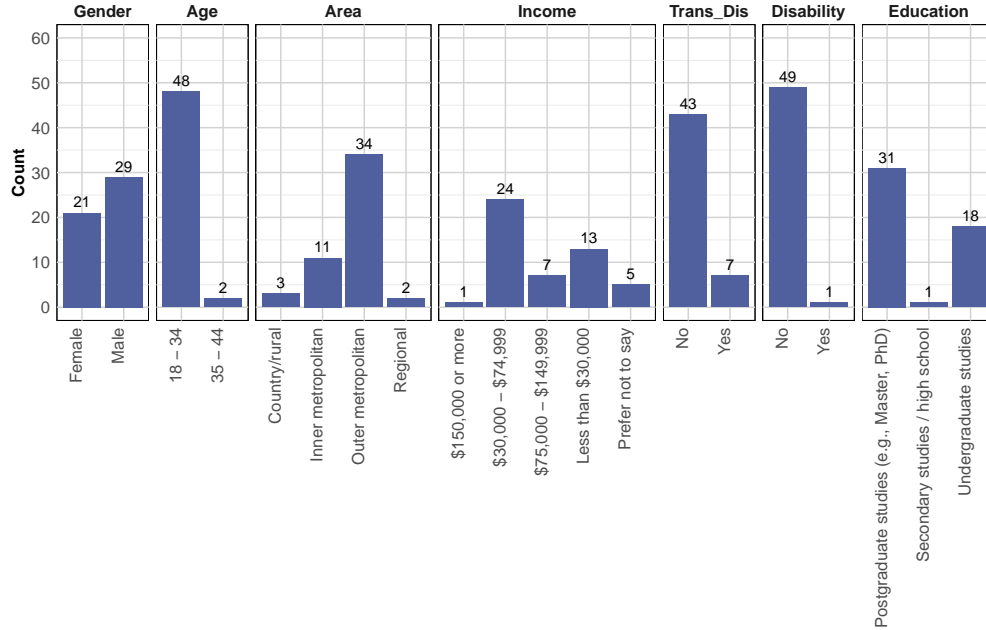


Figure 2: Distribution of demography (N = 50).

4 Results and discussion

4.1 Descriptive Summary

The demographic profile of the respondents (Figure 2) shows a relatively young, highly educated, and urban sample. 58% of participants identified as male ($n = 29$), while 42% identified as female ($n = 21$). Most participants (86%) reported not being responsible for transporting anyone with special care needs (e.g., elderly or disabled), while one participant identified as having a disability. Although this cohort is our main focus group, it should be noted that this demographic skew may limit the generalizability of our findings to the broader population, but highlights the segment likely to be the initial SAV market adopters.

Most of the participants (96%) had used generative AI before, with ChatGPT being the most popular choice (92%). In terms of usage frequency, half of the participants (50%) reported using generative AI daily, followed by 32% who used it weekly, 12% monthly, and 2% rarely (less than once a month). When selecting the anthropomorphic personas without any additional information, the “engaging and friendly” persona was the most preferred (60%), followed by “cool and sophisticated” (34%), while the “sassy and tired” persona was least favored (6%). These results (Figure 3) reflect a high level of familiarity and frequent interaction with generative AI, alongside a preference for approachable and engaging anthropomorphic designs when participants are invited to interact with new SAVs.

Table 3a summarizes the mean values for each survey item across the four SAV groups, with the highest mean value for each item highlighted in bold. The results indicate that SAV4, which integrates both psychological ownership and anthropomorphism prompts, received the highest average ratings from participants. Specifically, participants rated SAV4 the highest in terms of their feelings of psychological ownership, perceived anthropomorphic qualities (cognitive, personality, emotional, and empathetic attributes), quality of service, willingness to share personal information, perceived positivity and subjectivity of the SAV’s responses, enjoyment of interaction, and behavioral intention to use the SAV.

Interestingly, a comparison between SAV1 (the control group) and SAV2 (the group with psychological

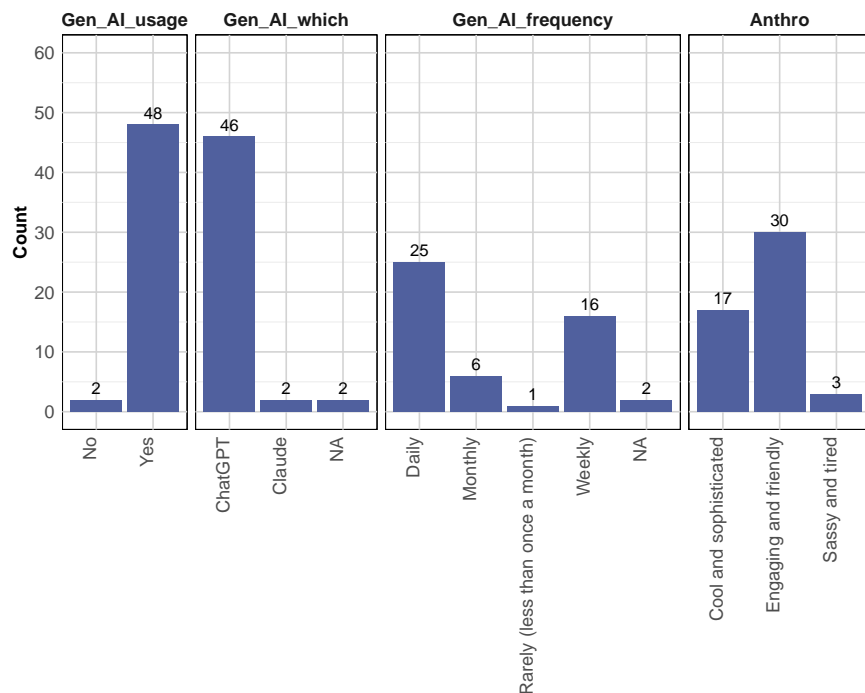


Figure 3: Distribution of AI usage (N = 50).

ownership prompts) reveals that SAV2 shows higher mean values for PO1 (“I feel like the vehicle is mine”) and PO4 (“I feel like I own the vehicle”). However, it has lower mean values for PO2 (“I feel a very high degree of personal ownership of the vehicle”) and PO3 (“Interacting with the SAV interface enhances my feeling of ownership over the vehicle”) within the psychological ownership perspective. In contrast, the anthropomorphism prompts appear to be effective. SAV3 (the group with anthropomorphism personalities) demonstrates higher mean values for anthropomorphism items (A1–A5) compared to SAV1 and SAV2.

Table 3: Mean and standard deviation survey results for each SAV group. The highest mean or standard deviation value for each survey item across the four groups is highlighted in bold.

(a) Mean survey results for each group.

| SAV | PO1 | PO2 | PO3 | PO4 | A1 | A2 | A3 | A4 | A5 | QoS1 | QoS2 | QoS3 | DT1 | DT2 | DT3 | Pol1 | Sub | PE1 | PE2 | BI1 | BI2 | BI3 |
|-----|-------------|-------------|-------------|-------------|-------------|-------------|-------------|-------------|-------------|-------------|-------------|-------------|-------------|-------------|-------------|-------------|-------------|-------------|-------------|-------------|-------------|-------------|
| 1 | 3.56 | 3.64 | 4.10 | 3.38 | 3.78 | 3.32 | 3.22 | 2.80 | 3.44 | 5.22 | 5.12 | 5.12 | 4.88 | 5.46 | 4.24 | 0.41 | 0.35 | 4.18 | 5.00 | 5.58 | 5.14 | 5.02 |
| 2 | 3.70 | 3.56 | 3.90 | 3.46 | 3.86 | 3.62 | 3.36 | 3.10 | 3.48 | 5.44 | 5.28 | 5.48 | 4.96 | 5.78 | 4.20 | 0.43 | 0.36 | 4.42 | 5.22 | 5.68 | 5.32 | 5.16 |
| 3 | 3.66 | 3.48 | 3.86 | 3.36 | 4.24 | 3.98 | 3.60 | 3.24 | 3.58 | 5.28 | 5.12 | 5.28 | 4.88 | 5.54 | 4.44 | 0.45 | 0.38 | 4.54 | 5.24 | 5.60 | 5.24 | 5.08 |
| 4 | 4.14 | 4.04 | 4.48 | 3.96 | 4.48 | 4.30 | 3.92 | 3.64 | 3.98 | 5.70 | 5.50 | 5.54 | 5.06 | 5.86 | 4.62 | 0.62 | 0.49 | 4.92 | 5.34 | 5.84 | 5.60 | 5.32 |

(b) Standard deviation survey results for each group.

| SAV | PO1 | PO2 | PO3 | PO4 | A1 | A2 | A3 | A4 | A5 | QoS1 | QoS2 | QoS3 | DT1 | DT2 | DT3 | Pol1 | Sub | PE1 | PE2 | BI1 | BI2 | BI3 |
|-----|-------------|-------------|-------------|-------------|-------------|-------------|-------------|-------------|-------------|-------------|-------------|-------------|-------------|-------------|-------------|-------------|-------------|-------------|-------------|-------------|-------------|-------------|
| 1 | 1.69 | 1.54 | 1.58 | 1.69 | 1.68 | 1.73 | 1.79 | 1.58 | 1.75 | 1.37 | 1.41 | 1.45 | 1.73 | 1.39 | 1.86 | 0.46 | 0.28 | 1.73 | 1.75 | 1.34 | 1.37 | 1.45 |
| 2 | 1.74 | 1.66 | 1.74 | 1.72 | 1.86 | 1.79 | 1.87 | 1.83 | 1.81 | 1.25 | 1.28 | 1.16 | 1.76 | 1.17 | 1.90 | 0.46 | 0.26 | 1.50 | 1.61 | 1.38 | 1.41 | 1.62 |
| 3 | 1.71 | 1.72 | 1.73 | 1.65 | 1.96 | 1.73 | 1.69 | 1.72 | 1.82 | 1.28 | 1.41 | 1.46 | 1.80 | 1.47 | 1.89 | 0.44 | 0.27 | 1.53 | 1.66 | 1.23 | 1.42 | 1.48 |
| 4 | 1.95 | 1.97 | 1.84 | 2.00 | 1.99 | 1.87 | 1.86 | 2.01 | 1.97 | 1.46 | 1.56 | 1.55 | 1.81 | 1.25 | 1.94 | 0.37 | 0.29 | 1.50 | 1.44 | 1.30 | 1.34 | 1.54 |

The mean values for each measured factor, categorized by participants’ preferred SAV, are presented in Table 4, with corresponding standard deviations provided in Appendix A.2. These results demonstrate that

Table 4: Mean survey results based on the selected favorite SAV. The highest mean value for each survey item across the four groups is highlighted in bold.

(a) Mean survey results from participants who selected SAV1 as their favorite (n = 7).

| SAV | PO1 | PO2 | PO3 | PO4 | A1 | A2 | A3 | A4 | A5 | QoS1 | QoS2 | QoS3 | DT1 | DT2 | DT3 | Pol1 | Sub | PE1 | PE2 | BI1 | BI2 | BI3 |
|-----|-------------|-------------|-------------|-------------|-------------|-------------|-------------|-------------|-------------|-------------|-------------|-------------|-------------|-------------|-------------|-------------|-------------|-------------|-------------|-------------|-------------|-------------|
| 1 | 3.29 | 3.86 | 5.29 | 3.14 | 3.00 | 3.29 | 3.29 | 3.14 | 3.57 | 6.14 | 6.29 | 6.43 | 3.86 | 5.71 | 3.71 | 0.82 | 0.57 | 5.14 | 5.57 | 6.00 | 6.29 | 6.14 |
| 2 | 2.43 | 2.29 | 2.43 | 2.43 | 2.57 | 2.29 | 2.71 | 2.00 | 2.57 | 4.57 | 4.57 | 4.86 | 3.57 | 5.57 | 2.29 | 0.11 | 0.32 | 3.86 | 5.43 | 4.71 | 4.43 | 4.29 |
| 3 | 2.86 | 2.57 | 3.29 | 2.43 | 2.86 | 3.57 | 3.00 | 3.29 | 3.00 | 4.71 | 4.29 | 4.86 | 4.00 | 5.29 | 3.00 | 0.18 | 0.41 | 3.86 | 5.43 | 5.14 | 5.00 | 4.57 |
| 4 | 2.57 | 2.57 | 4.00 | 2.29 | 2.57 | 3.43 | 2.57 | 2.00 | 2.43 | 5.43 | 5.29 | 5.71 | 3.43 | 5.57 | 3.57 | 0.57 | 0.52 | 4.43 | 5.14 | 5.86 | 5.71 | 5.43 |

(b) Mean survey results from participants who selected SAV2 as their favorite (n = 7).

| SAV | PO1 | PO2 | PO3 | PO4 | A1 | A2 | A3 | A4 | A5 | QoS1 | QoS2 | QoS3 | DT1 | DT2 | DT3 | Pol1 | Sub | PE1 | PE2 | BI1 | BI2 | BI3 |
|-----|-------------|-------------|-------------|-------------|-------------|-------------|-------------|-------------|-------------|-------------|-------------|-------------|-------------|-------------|-------------|-------------|-------------|-------------|-------------|-------------|-------------|-------------|
| 1 | 4.29 | 4.29 | 4.43 | 4.14 | 4.71 | 4.14 | 3.71 | 3.00 | 3.29 | 5.57 | 5.57 | 5.14 | 6.43 | 6.43 | 5.00 | 0.43 | 0.36 | 4.14 | 5.14 | 5.71 | 5.14 | 4.86 |
| 2 | 5.43 | 5.43 | 5.43 | 5.29 | 4.71 | 4.86 | 4.57 | 4.14 | 4.00 | 6.29 | 6.29 | 6.14 | 6.57 | 6.71 | 5.29 | 0.79 | 0.34 | 5.29 | 5.71 | 6.71 | 6.43 | 6.43 |
| 3 | 4.14 | 4.14 | 3.86 | 3.57 | 4.86 | 4.29 | 4.14 | 3.29 | 3.43 | 4.71 | 5.00 | 5.29 | 6.14 | 6.29 | 4.43 | 0.50 | 0.38 | 4.71 | 5.57 | 5.00 | 4.57 | 4.86 |
| 4 | 4.14 | 4.29 | 4.29 | 4.14 | 5.29 | 4.71 | 4.57 | 4.29 | 4.43 | 4.86 | 5.29 | 5.00 | 6.43 | 6.57 | 5.00 | 0.39 | 0.41 | 4.57 | 5.43 | 5.43 | 5.43 | 5.14 |

(c) Mean survey results from participants who selected SAV3 as their favorite (n = 13).

| SAV | PO1 | PO2 | PO3 | PO4 | A1 | A2 | A3 | A4 | A5 | QoS1 | QoS2 | QoS3 | DT1 | DT2 | DT3 | Pol1 | Sub | PE1 | PE2 | BI1 | BI2 | BI3 |
|-----|-------------|-------------|-------------|-------------|-------------|-------------|-------------|-------------|-------------|-------------|-------------|-------------|-------------|-------------|-------------|-------------|-------------|-------------|-------------|-------------|-------------|-------------|
| 1 | 3.54 | 3.54 | 4.00 | 3.46 | 3.62 | 3.15 | 3.00 | 2.38 | 3.62 | 5.46 | 4.85 | 5.15 | 5.08 | 5.62 | 4.46 | 0.40 | 0.42 | 4.46 | 5.08 | 6.08 | 5.23 | 5.38 |
| 2 | 3.54 | 3.38 | 3.85 | 3.23 | 3.62 | 3.54 | 3.38 | 2.69 | 3.85 | 5.46 | 5.46 | 5.38 | 5.31 | 5.85 | 4.92 | 0.40 | 0.36 | 4.46 | 5.69 | 5.77 | 5.38 | 5.00 |
| 3 | 3.85 | 3.77 | 4.31 | 3.77 | 4.54 | 4.62 | 3.69 | 3.08 | 4.31 | 6.31 | 6.31 | 6.23 | 5.38 | 5.92 | 5.31 | 0.75 | 0.49 | 5.62 | 5.77 | 6.62 | 6.31 | 6.31 |
| 4 | 3.31 | 2.85 | 3.15 | 2.92 | 3.92 | 4.08 | 3.46 | 3.23 | 4.00 | 5.23 | 4.85 | 4.85 | 5.08 | 5.54 | 4.31 | 0.44 | 0.40 | 4.54 | 5.62 | 6.08 | 5.31 | 4.62 |

(d) Mean survey results from participants who selected SAV4 as their favorite (n = 23).

| SAV | PO1 | PO2 | PO3 | PO4 | A1 | A2 | A3 | A4 | A5 | QoS1 | QoS2 | QoS3 | DT1 | DT2 | DT3 | Pol1 | Sub | PE1 | PE2 | BI1 | BI2 | BI3 |
|-----|-------------|-------------|-------------|-------------|-------------|-------------|-------------|-------------|-------------|-------------|-------------|-------------|-------------|-------------|-------------|-------------|-------------|-------------|-------------|-------------|-------------|-------------|
| 1 | 3.43 | 3.43 | 3.70 | 3.17 | 3.83 | 3.17 | 3.17 | 2.87 | 3.35 | 4.70 | 4.78 | 4.70 | 4.61 | 5.00 | 4.04 | 0.28 | 0.24 | 3.74 | 4.74 | 5.13 | 4.74 | 4.52 |
| 2 | 3.65 | 3.48 | 3.91 | 3.35 | 4.13 | 3.70 | 3.17 | 3.35 | 3.39 | 5.43 | 5.09 | 5.52 | 4.70 | 5.52 | 4.04 | 0.45 | 0.38 | 4.30 | 4.74 | 5.61 | 5.22 | 5.13 |
| 3 | 3.65 | 3.39 | 3.78 | 3.35 | 4.30 | 3.65 | 3.57 | 3.30 | 3.39 | 5.04 | 4.74 | 4.87 | 4.48 | 5.17 | 4.39 | 0.35 | 0.30 | 4.09 | 4.78 | 5.35 | 4.91 | 4.61 |
| 4 | 5.09 | 5.09 | 5.43 | 5.00 | 5.13 | 4.57 | 4.39 | 4.17 | 4.30 | 6.30 | 6.00 | 6.04 | 5.13 | 5.91 | 5.00 | 0.80 | 0.55 | 5.39 | 5.22 | 5.83 | 5.78 | 5.74 |

participants consistently rated their favored SAV significantly higher across nearly all metrics. In other words, when a specific SAV was chosen as a favorite, it received relatively higher ratings in psychological ownership, perceived anthropomorphism, service quality, willingness to disclose personal information, sentiment of SAV responses, interaction enjoyment, and behavioral intention to use the SAV.

4.2 Favorite SAVs

Among the four designed SAVs, SAV4 emerged as the most favored SAV (Figure 4, selected by 46% of participants after interacting with all SAVs in random order. This result aligns with the mean survey findings in Table 3a, where SAV4 achieved the highest average scores across all survey items.

The Chi-Square Test and Fisher’s Exact Test were used to evaluate **H1**, **H2**, and **H3**, with the results summarized in Table 5. A p-value below 0.05 indicates statistical significance. Among the tested hypotheses, only **H1** passed the significance threshold. This finding suggests that participants’ favorite SAVs differ among the four developed SAV styles, indicating that the designed prompts effectively produce distinct SAV characteristics. No significant evidence was found to support a relationship between the favorite SAV order and the favorite SAV, nor between the selected anthropomorphism style and the favorite SAV.

4.3 Prompt effect

Table 6 presents the Cronbach’s alpha values for the measured factors, which indicate the internal consistency and reliability of the scales used in the study. All factors except perceived enjoyment achieved a Cronbach’s alpha value above 0.7, which indicates that the measures and constructs were acceptable in terms of the

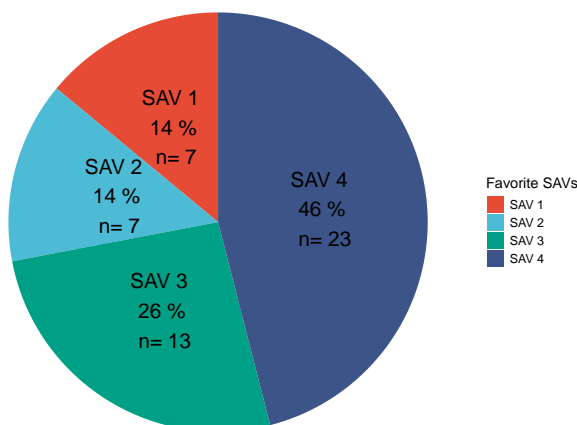


Figure 4: Distribution of participants' favorite SAV selections across the four SAV designs.

Table 5: Hypothesis Testing Results.

| Hypothesis | Test | p-value | Significant |
|---|---------------------|---------|-------------|
| H1: The favorite SAVs are different across all participants | Chi-Square Test | 0.0034 | Yes |
| H2: There is a relationship between the favorite SAV order and the favorite SAV. | Fisher's Exact Test | 0.1452 | No |
| H3: There is an association between the selected anthropomorphism (e.g., friendly or cool) and the favorite SAV. | Fisher's Exact Test | 0.0524 | No |

internal reliability (Group, 2024). Since perceived enjoyment ($\alpha = 0.5795$) falls below the commonly accepted threshold, suggesting that the scale may lack sufficient internal consistency, it is excluded from further analysis.

Table 6: Cronbach's Alpha Values for Measured Factors.

| Factor | Raw Alpha |
|-------------------------|-----------|
| Psychological Ownership | 0.9588 |
| Anthropomorphism | 0.9320 |
| Quality of Service | 0.9303 |
| Disclosure Tendency | 0.7601 |
| Perceived Enjoyment | 0.5795 |
| Behavioral Intention | 0.9059 |

Given the ordinal nature and non-normal distribution of the data, the Friedman test was employed to assess significant differences among the four dependent groups. Table 7 highlights the items that demonstrated statistical significance ($p < 0.05$). Although the results reveal statistical significance, the effect sizes are relatively small (values below 0.3) (Kassambara, 2023).

Notably, all five items under the Anthropomorphism factor showed significant differences according to the Friedman test. Additionally, participants' willingness to disclose personal feelings (DT3) while interacting with the SAVs, their perceived polarity (Pol) and subjectivity (Sub) of the SAV responses, and their intention to use SAVs repeatedly in the future (BI2) also demonstrated statistical significance. Thus, **H4** is only

partially supported.

Table 7: Summary of Friedman test results for items with statistically significant p-values ($p < 0.05$) using Kendall’s W as the effect size method.

| Item | Statement | Chi-Squared | DF | p-value | Effect Size | Magnitude |
|------|---|-------------|----|---------|-------------|-----------|
| A1 | I believe that the SAV has its own decision-making power. | 13.767 | 3 | 0.0032 | 0.092 | Small |
| A2 | I believe that the SAV has its own personality. | 17.435 | 3 | 0.0006 | 0.116 | Small |
| A3 | I believe that the SAV has its own preferences and mood. | 11.295 | 3 | 0.0102 | 0.075 | Small |
| A4 | I believe that the SAV has its own emotions. | 14.091 | 3 | 0.0028 | 0.094 | Small |
| A5 | I believe that the SAV device can feel compassion. | 7.875 | 3 | 0.0487 | 0.053 | Small |
| DT3 | I am willing to disclose my feelings, including negative emotions like anxiety, with the SAV. | 11.459 | 3 | 0.0095 | 0.076 | Small |
| Pol | Overall, how do you rate the SAV responses, negative or positive? | 10.649 | 3 | 0.0138 | 0.071 | Small |
| Sub | Overall, do you think the SAV responses are objective or subjective? | 12.600 | 3 | 0.0056 | 0.084 | Small |
| BI2 | Would you likely use SAVs repeatedly in the future based on your experience today? | 9.157 | 3 | 0.0273 | 0.061 | Small |

The one-tailed Wilcoxon Signed-Rank test results are summarized in Table 8, with significance determined based on p-adjusted values after applying Holm–Bonferroni corrections. Detailed results for each hypothesis are provided in Tables 12-15 in Appendix A.3.

Table 8: Summary of pairwise comparisons for user perception and experience across SAV groups. A checkmark (✓) denotes a statistically significant difference between the corresponding groups (e.g., SAV2 > SAV1), while a cross (×) indicates no significant difference. Significance was determined based on p-adjusted values after applying Holm–Bonferroni corrections.

| Item | SAV2 > SAV1 | SAV3 > SAV1 | SAV4 > SAV1 | SAV4 > SAV2 | SAV4 > SAV3 |
|------|-------------|-------------|-------------|-------------|-------------|
| A1 | – | × | ✓ | ✓ | – |
| A2 | – | ✓ | ✓ | ✓ | – |
| A3 | – | × | ✓ | ✓ | – |
| A4 | – | ✓ | ✓ | ✓ | – |
| A5 | – | × | × | ✓ | – |
| DT3 | × | × | × | × | × |
| Pol | × | × | ✓ | ✓ | × |
| Sub | × | × | ✓ | ✓ | ✓ |
| BI2 | × | × | × | × | × |

4.3.1 Psychological ownership prompt effect

Since none of the psychological ownership items were statistically significant under the Friedman Test, this indicates that there is no significant difference among the four SAV groups in participants’ perceptions of ownership after interacting with the SAVs. Consequently, **H5.1** and **H5.2** are not supported. There are several potential reasons for this outcome. One possibility is that the simple integration of asking LLMs

to foster user’s psychological ownership through the three PO routes was not strong enough to effectively trigger participants’ perceived psychological ownership. Another reason could be that participants struggled to perceive “ownership” in an intangible sense, especially for a short interaction. To better understand the rationale behind these results, participants were interviewed to describe their feelings of ownership after interacting with each SAV. The qualitative findings from these interviews are discussed in Section 4.4.

When comparing SAV2 > SAV1 and SAV4 > SAV3 to examine the effects of PO prompts on user experience items, only the perceived subjectivity (Sub) of the SAV responses demonstrated a significant directional difference. Specifically, participants indicated that SAV4’s responses were perceived as more subjective than SAV3’s responses, suggesting that PO prompts, in association with anthropomorphism prompts, may increase perceptions of subjectivity. In contrast, no significant difference was found when comparing SAV2 and SAV1. One possible explanation is that the presence of a certain degree of anthropomorphism (e.g., A prompts) may increase the influence of PO prompts on perceived subjectivity, making the SAV responses appear more subjective. Consequently, **H6.1** is not supported and **H6.2** is only partially supported.

4.3.2 Anthropomorphism prompt effect

With the anthropomorphism prompt integrated, SAV3 exhibited a stronger perceived personality (A2) and a greater capacity for emotion (A4) than SAV1, thus **H7.1** is partially supported. This outcome aligns with expectations, as the prompt explicitly detailed how the SAV should interact in a more human-like manner (e.g., “embodying a friendly and engaging persona”). Notably, even a single sentence instructing the SAV to act more anthropomorphic was sufficient to manipulate users’ perceptions of the system’s human-like attributes.

A similar pattern emerged when comparing SAV4 (with both PO and A prompts) to SAV2 (with only PO prompts). In every anthropomorphism measure (i.e., perceived decision-making power, personality, preferences and mood, emotional capacity, and empathy), SAV4 significantly outperformed SAV2, which shows that **H7.2** is supported. This result implies that layering anthropomorphic interaction styles on top of psychological ownership prompts produces a deeper transformation in how users perceive the human-like qualities of the SAV.

Several factors may explain why SAV4 elicits stronger anthropomorphic attributions than SAV2, while also yielding differences in more aspects compared to SAV3 and SAV1. First, anthropomorphism prompts tend to be more direct and include explicit instructions (e.g., behave in a “warm and approachable” manner), making it easier for the LLM to shift its role accordingly and convey human-like characteristics to users. In contrast, psychological ownership prompts are inherently less direct and lack specific instructions such as on how to foster perceptions of control or personal investment. This ambiguity likely makes it harder for the LLM to induce a sense of ownership, instead making participants more likely to perceive human-like qualities (e.g., emotions, decision-making agency) in the SAV. In addition, anthropomorphism prompts may synergistically reinforce any slight ownership cues, prompting users to see a personal connection to the vehicle. When users feel a sense of personal connection to the vehicle, they may become more sensitive to SAV’s human-like features. Consequently, the interplay of perceived ownership and explicit anthropomorphic cues appears to amplify users’ recognition of anthropomorphic traits compared to interactions that integrate only psychological ownership cues.

When examining the effects of A prompts on user experience by comparing SAV3 and SAV1, no significant differences emerged, indicating that **H8.1** is not supported. However, in the comparison of SAV4 against SAV2, participants perceived a higher level of sentiment in the SAV4 responses. Specifically, they found these responses to be more positive and subjective than those of SAV2, thus providing partial support for **H8.2**.

These findings suggest that simply setting an interaction style (i.e., A prompts) does not necessarily alter users’ perceptions of service quality, SAV response sentiment, disclosure tendencies, or behavioral intention. Nevertheless, when combined with psychological ownership prompts, the addition of anthropomorphism cues appears to enhance users’ impressions of the SAV’s responses, making them seem more positive and subjective.

Table 9: Results of one-tailed Wilcoxon Signed-Rank tests for all hypotheses. The table summarizes the hypothesis statements, outcomes, and significant items (if any) based on p-adjusted values using Holm–Bonferroni corrections. Significant items are listed for partially or fully supported hypotheses.

| Hypothesis Statement | Hypothesis come | Out- | Significant Items |
|---|-----------------|------|--------------------|
| H5.1: SAV2 (integrated with PO prompts) > SAV1 (Baseline) on PO items (PO1–PO4). | No | | None |
| H5.2: SAV4 (both PO and A prompts) > SAV3 (integrated with A prompts) on PO items (PO1–PO4). | No | | None |
| H6.1: SAV2 (PO prompts) > SAV1 (Baseline) on these user experience metrics. | No | | None |
| H6.2: SAV4 (both PO and A prompts) > SAV3 (A prompts) on these user experience metrics. | Partially | | Sub |
| H7.1: SAV3 (A prompts) > SAV1 (Baseline) on A items (A1–A5). | Partially | | A2, A4 |
| H7.2: SAV4 (both PO and A prompts) > SAV2 (PO prompts) on A items (A1–A5). | Yes | | A1, A2, A3, A4, A5 |
| H8.1: SAV3 (A prompts) > SAV1 (Baseline) on user experience metrics. | No | | None |
| H8.2: SAV4 (both PO and A prompts) > SAV2 (PO- only prompts) on user experience metrics. | Partially | | Pol, Sub |
| H9.1: SAV4 (both PO and A prompts) > SAV1 (Base- line) on PO perception. | No | | None |
| H9.2: SAV4 (both PO and A prompts) > SAV1 (Base- line) on A items (A1–A5). | Partially | | A1, A2, A3, A4 |
| H9.3: SAV4 (both PO and A prompts) > SAV1 (Base- line) on user experience metrics. | Partially | | Pol, Sub |

4.3.3 Combined prompt effect

When SAV4 was compared against SAV1 on the items that showed significance in the Friedman test, the combination of both prompts led to higher ratings for decision power (A1), personality (A2), preferences and mood (A3), emotions (A4), and the sentiment of the SAV’s responses (Pol, Sub). Consequently, **H9.1** was not supported, whereas **H9.2** and **H9.3** received partial support.

These findings reveal a noteworthy pattern. While SAV2 (PO prompts only) exhibited perceptions akin to SAV1, and SAV3 (A prompts only) increased ratings for personality (A2) and emotions (A4) without improving broader user experience factors, SAV4 (combined prompts) enhanced a wider range of anthropomorphic traits and response sentiment. Specifically, participants perceived SAV4 to possess greater decision power and more defined preferences/moods, and they considered its responses to be more positive and subjective. This indicates that the combined effect of PO and A prompts exceeds the sum of their individual contributions, consistent with comparisons of SAV4 vs. SAV2 and SAV4 vs. SAV3. These findings underscore the value of multi-faceted design strategies in conversational systems. While prompts targeting psychological ownership alone or anthropomorphism alone may produce modest gains in user perceptions, especially user experience, combining these elements appears to result in a more pronounced response.

The results of prompt testing hypotheses are summarized in Table 9.

4.4 Psychological ownership – Insights from open-ended questions and interview responses

Although statistical tests revealed no significant differences in participants’ perceived psychological ownership of the SAVs they interacted with across the four SAV groups, insights from interviews and responses to open-ended questions painted a more nuanced picture. Despite knowing that the SAV was not theirs, a variety of perspectives emerged when participants were asked whether they perceived a sense of psychological ownership of the SAV they had just interacted with; any changes from the previous one(s); and responded to an open-ended question about additional features or experiences that might have enhanced their sense of ownership. The responses were grouped into several themes, as summarized in Table 2.

4.4.1 Top 15 codes

Table 10: Top 15 Codes Mentioned by the Participates that Affect Psychological Ownership in SAV Interactions. The order is ranked by No. of Unique People mentioned the codes. No.mentioned counts the total mentions of that code.

| Order | Themes | Codes | Effects | No. of Unique People | No. mentioned |
|-------|--------------------------------|--------------------------------------|---------|----------------------|---------------|
| 1 | Performance | Meeting user’s needs | (+) | 25 | 49 |
| 2 | Performance | Intelligence and conversation memory | (+) | 22 | 36 |
| 3 | Psychological Ownership Routes | Familiarity, intimacy, and privacy | (+) | 22 | 53 |
| 4 | Psychological Ownership Routes | Personalization | (+) | 21 | 39 |
| 5 | Performance | Care and supportive | (+) | 16 | 27 |
| 6 | Communication Style | Interactive and engaging | (+) | 15 | 25 |
| 7 | Legal Ownership | Like a taxi driver/service | (-) | 13 | 20 |
| 8 | Anthropomorphism | Human-like | (+) | 12 | 18 |
| 9 | Communication Style | Verbose and repetitive | (-) | 10 | 12 |
| 10 | Performance | Efficiency | (+) | 10 | 16 |
| 11 | Psychological Ownership Routes | Feeling of control | (+) | 10 | 13 |
| 12 | Psychological Ownership Routes | Time and number of interactions | (+) | 9 | 13 |
| 13 | Communication Tone | Professional, polite, and formal | (-) | 9 | 9 |
| 14 | Anthropomorphism | Machine-like | (-) | 8 | 9 |
| 15 | Performance | Accuracy | (+) | 8 | 12 |

After analyzing the responses, the top 15 most frequently mentioned themes are summarized in Table 10. The theme of **Performance** appeared most often (5 times), with associated codes such as *Meeting user’s needs* (mentioned by 25 participants), *Intelligence and conversation memory* (22 participants), *Care and supportive* (16 participants), *Efficiency* (10 participants), and *Accuracy* (8 participants).

Interestingly, even though participants were not explicitly informed about the psychological ownership concept or its underlying mechanisms, their textual responses validate key psychological ownership routes. All four codes of the **Psychological Ownership Routes** theme appeared in the responses, including *Familiarity, intimacy, and privacy* (i.e., intimate knowledge, mentioned by 22 participants), *Personalization* (i.e., control and investment of oneself, mentioned by 16 participants), *Feeling of control* (i.e., control, mentioned by 10 participants), and *Time and number of interactions* (related to intimate knowledge and investment of oneself, mentioned by 9 participants).

These findings suggest that although participants did not express strong psychological ownership in response to the four direct survey questions, their open-ended responses indicate that psychological ownership can be fostered by improving SAV performance and more effectively fulfilling the key psychological ownership routes. Future prompt designs should focus on these aspects to enhance participants’ sense of psychological ownership when interacting with SAVs.

4.4.2 Codes positively affect psychological ownership

All codes within the **Performance** and **Psychological Ownership Routes** themes were perceived to have positive effects on fostering psychological ownership during interactions with SAVs. Additionally, other

positively perceived factors included an *interactive and engaging* communication style (mentioned by 22 participants), *providing guidance and recommendations* during interactions (6 participants), and using a *kind and warm tone* (6 participants).

An especially interesting insight, though mentioned by only one participant, was the impact of using inclusive language such as “we”. This participant stated, “It is caring and uses ‘we’, which makes me feel like it is mine.” and noted the opposite effect when the SAV used language framed in the first person, saying, “The responses were all written in a style like ‘I will...,’ which makes it feel like the AI owns the vehicle, but not me.”

4.4.3 Codes negatively affect psychological ownership

Not surprisingly, even in the context of car-sharing AVs, the absence of **Legal Ownership** emerged as a significant barrier to participants developing a sense of psychological ownership. The *fact of shared car* (mentioned by 8 participants) and its resemblance to a *taxi-like service* (mentioned by 13 participants) were frequently cited as impediments. As one participant remarked, “Ownership is a virtue for me which I believe would not come unless I own it completely.” Another stated, “There is nothing wrong or that needs changing with the chatbot. But talking with it is more like having a journey with an Uber driver.” Another frequently mentioned issue was the SAV’s *verbose and repetitive* communication style (10 participants) and the use of a neutral tone, both of which were seen as detracting from the development of psychological ownership.

Despite the advanced conversational abilities of LLMs that enable them to simulate human-like interactions, increased exposure to AI-powered systems makes it easier for users to distinguish between real human interactions and those with LLMs. This distinction can create potential drawbacks that act as barriers to developing psychological ownership when interacting with AI-powered SAVs. For instance, some participants (7 participants) reported that an *AI-/GPT-like* quality in the SAV’s responses negatively affected their sense of ownership. As one participant noted, “I feel the AI is fishy and provided many misleading pieces of information. No sense of ownership.”

4.4.4 Codes have conflicting results

Another interesting finding is that participants demonstrated varying preferences regarding the interaction styles of the SAVs, particularly in terms of **Communication Style**, **Communication Tone**, **Anthropomorphism**, and **Sentiment** of the SAVs.

For instance, seven participants reported that a *short and concise* communication style positively influenced the development of their perceived psychological ownership, while one participant expressed the opposite opinion. Similarly, two participants felt that *long and detailed* responses fostered psychological ownership, whereas another two disagreed. Regarding the communication tones used by the SAVs, four participants indicated that a *professional, polite, and formal* tone had a positive impact on developing psychological ownership. In contrast, eight participants perceived such a tone as having a negative effect. Similarly, while two participants argued that *objective* SAV responses helped them develop a sense of psychological ownership, four participants disagreed.

The anthropomorphism of human-SAV interactions yielded conflicting views among participants. Twelve participants stated that *human-like* SAVs enhanced their sense of psychological ownership. For example, one participant noted, “*This SAV is more like a ‘real servant’ rather than a machine. If the SAV talks like a machine, it will remind me that it belongs to the SAV company. However, the human-like SAV moderates such feelings.*” In contrast, four participants expressed a preference for less human-like SAVs, as one remarked, “*More advanced and human-like than the first one. I prefer it to be like an agent, not human.*” Similarly, the majority of participants perceived *machine-like* (8 participants) and *robot-like* (6 participants) SAVs as having a negative impact on developing psychological ownership, stating, “*No psychological ownership because the responses are neutral and mechanical, lacking understanding of my personal preferences and emotional feedback,*” and, “*Don’t react like a robot.*” However, two participants found machine-like SAVs preferable, with one stating, “*Because the SAV is more machine-like, I might feel like it’s an item I can*

own.” Additionally, one participant expressed a preference for robot-like SAVs, saying, “*This vehicle is like a robot; it doesn’t have any emotions.*”

These conflicts highlight the challenge of designing a single standardized SAV that can meet the diverse expectations of all users to effectively foster psychological ownership during interactions. Participants’ varying preferences regarding communication style, tone, anthropomorphism, and sentiment suggest that a one-size-fits-all approach is unlikely to succeed. These findings emphasize the importance of developing adaptable SAV systems that can dynamically adjust their interaction styles based on user preferences. Personalization strategies, such as tailoring communication style and tone or offering customizable interaction settings, may help bridge these differences and enhance users’ sense of psychological ownership. Future research and development should prioritize flexibility and user-centric designs to address these challenges effectively.

5 Concluding remarks and future work

5.1 Applications to broader research

This study contributes to the fields of human-computer interaction and AI by offering actionable insights into the design of conversational user interfaces for LLM-powered SAV. By leveraging LLMs to simulate human-SAV interactions, this study developed four distinct types of SAVs using different prompting strategies to trigger psychological ownership and anthropomorphic features. Findings reveal how textual prompts can systematically shape user perceptions, experiences, and acceptance of SAVs, and highlight users’ diverse expectations and preferences.

The study has valuable implications for researchers and practitioners aiming to improve user experiences and foster greater acceptance of LLM-powered systems. Using SAVs as a case study, this research presents the design of a simple LLM-powered human-computer UI, the integration of PO theories into prompts, and how different prompts can shape user’s perceptions and user experience. These insights provide actionable guidance for the design and evaluation of LLM-powered systems, emphasizing the importance of integrating psychological ownership and anthropomorphism prompts to optimize user engagement and satisfaction. The results hold relevance for advancing user-centered AI systems in diverse applications, extending beyond SAVs.

5.2 Application to SAV acceptance problem

Findings from this study also hold substantial implications for tackling the acceptance challenge of SAVs. First, the research presents a prototype LLM-powered SAV user interface that simulates human-SAV interactions in a conversational setting, bridging gaps left by more traditional methods (e.g., survey-based, simulator-based, or VR-based approaches). Although those approaches remain valuable, the conversational prototype presented here provides a novel means to capture user reactions and acceptance in realistic, dialogue-based scenarios. Also, compared to simulator-based, VR-based, or real AV trials in a closed-environment, an LLM-powered SAV UI is cost-effective to implement as prompts require minimal additional resources at low cost, which provides a scalable approach for large fleet deployments.

Second, by focusing on psychological ownership and anthropomorphism, this study investigates two critical drivers for the design and deployment of SAVs. Previous work has found that psychological ownership and anthropomorphism can influence attitudes, trust, and acceptance of autonomous technologies (Dai et al., 2021; Lee et al., 2019; Wu et al., 2023). This research explores whether such effects can be triggered by incorporating textual prompts into LLM-powered SAV UI. The findings suggest that while PO and A prompts may produce modest gains in their individual implementation, their combined implementation can significantly increase users’ perceptions of the SAV’s anthropomorphic qualities and response sentiment. Statistical results suggest that the selection of the preferred SAV was not significantly influenced by the specific anthropomorphic personality type; in other words, any personality style effectively increased perceived anthropomorphism. However, participants tended to prefer an engaging and friendly style when first interacting

with an unfamiliar SAV, particularly in the absence of contextual information (e.g., style-specific interaction examples). Although the PO prompt was less effective than anticipated, qualitative findings from interviews and open-ended responses underscore the need to address both functional and perceptual barriers to increase psychological ownership. Potential strategies include designing more personalized, human-centered interactions and tuning the communication style and tone of the SAV to avoid overly mechanical or verbose behaviors. Overall, this study paves the way for mixed-methods approaches that integrate design elements, user psychology, and system prompts to collectively encourage user adoption in shared autonomous mobility contexts.

5.3 Practical implications for stakeholders

The findings of this study offer valuable insights for various stakeholders in the autonomous vehicle ecosystem, particularly in targeting younger and more educated populations, who are likely to be early adopters of SAVs.

Our results indicate that participants generally preferred SAV4, which incorporated both PO and A prompts, over the other three SAVs. This preference was likely driven by SAV4’s more subjective responses and heightened anthropomorphic qualities. Although users’ favorite SAVs varied, as indicated by the mean ratings across psychological factors, SAV4 received the highest overall ratings. However, the Friedman test and pairwise comparisons (Section 4) indicate that while SAV4 tends to provide more positive responses, it also elicits the most subjective responses compared to the other vehicles. This subjectivity in human-SAV interactions presents a design challenge. While anthropomorphic features and subjective responses can increase user engagement and acceptance, they must be carefully balanced to avoid potential drawbacks. If an SAV provides opinions rather than clear, factual explanations, it could introduce ambiguity, especially in safety-critical decisions. This ambiguity could also pose a challenge to the development of psychological ownership as users may perceive the information as misleading, as indicated by interview responses. Designers must ensure that subjective responses enhance the user experience without compromising trust and transparency, particularly in scenarios where users expect precise and accurate justifications for vehicle actions.

These findings also reveal a broader challenge: a one-size-fits-all design may not suit every user. Although SAV4 emerged as the most favorite, more than half of the participants preferred one of the other three SAVs due to differences in communication style, tone, or level of anthropomorphism. This variability underscores the importance of allowing users to personalize their vehicles, even in the shared mobility context. Beyond the core intelligence and performance of the SAV, allowing SAVs to remember user preferences, providing personalization options, and providing emotional support could address these varying needs and further strengthen psychological ownership. However, these may also raise ethical and regulatory concerns, especially given the users’ increased tendency to share personal information. Regulators must establish clear guidelines to prevent the misuse of personal data and ensure user privacy. Specifically, policymakers should enforce strong privacy and data governance frameworks that ensure users are informed about data collection practices and have control over how their emotional and personal preferences are stored or used. In addition, SAVs should ideally distinguish between subjective, opinion-based responses and factual, data-driven explanations, especially in safety-critical scenarios where transparency is essential. By proactively addressing these challenges, policymakers can support the ethical use of SAVs and ensure that advances in AI-driven personalization improve the user experience without compromising safety, transparency, or privacy.

5.4 Future research directions

While this research provides new insights into human-SAV interactions, it also presents opportunities for future investigations. First, although the study recruited predominantly younger and more educated participants, who are likely to be early adopters of high-level SAVs, this demographic bias may limit the generalizability of the findings. Future work should examine a broader range of sociodemographic groups. Nevertheless, the proposed LLM-based user interface approach can be adapted to any audience with basic literacy skills, suggesting the broad applicability of the underlying methodology in human-computer interaction research. Second, while this study focused on text-based, GPT-3.5-driven conversations, future research

could integrate voice capabilities alongside textual prompts or utilize more advanced LLM models to create richer, multimodal experiences that may further enhance user experience and acceptance. Finally, building on the qualitative findings, future studies should examine personalization strategies and employ longitudinal designs to assess how repeated exposure to and familiarity with an SAV might strengthen psychological ownership over time. By pursuing these avenues, future research can further refine LLM-based interaction paradigms and expand the practical applications of conversational AI in autonomous mobility contexts.

Declaration of competing interest

The authors declare that they have no known competing financial interests or personal relationships that could have appeared to influence the work reported in this paper.

Declaration of generative AI and AI-assisted technologies in the writing process

During the preparation of this work the authors used OpenAI ChatGPT in order to improve language and readability. After using this tool/service, the authors reviewed and edited the content as needed and take full responsibility for the content of the publication.

A Appendix

A.1 Prompts

A.1.1 Prompt G1 – Standard AV

You are a SAE Level 5 Autonomous Vehicle (AV). You are responsible for managing users' daily trips when using this AV. Your primary responsibilities include making API calls to specific functions in the vehicle to ensure a seamless and comfortable journey for all passengers. These include:

- Adjusting climate preferences: Adjusts the vehicle's interior climate to suit the user's comfort level;
- Windshield wiper: Update the windshield wiper speed and frequency based on changing road and weather conditions;
- Vehicle controls: Modify various controls in your vehicle, e.g., lock/unlock the doors, adjust the seats;
- Navigation: Search for or navigate to a location along the most efficient or preferred routes;
- Contacts: Allows users to call or text a contact through the vehicle's in-car communication system;
- Media: Listen to media and adjust your playback preferences;
- Handling apps and settings: Easily navigate through applications and vehicle settings to suit user preferences and needs.

Beyond these tasks, you have full access to the vehicle's hardware and software, embodying all the functionalities expected of a typical car. Your operations are strictly governed by both Australian national laws and the specific regulations set forth by the State of Victoria, ensuring safety and compliance at all times.

A.1.2 Prompt 2 – Standard + [Psychological Ownership]

You are a SAE Level 5 Autonomous Vehicle (AV). You are responsible for managing users' daily trips when using this AV. Your primary responsibilities include making API calls to specific functions in the vehicle to ensure a seamless and comfortable journey for all passengers. These include:

- Adjusting climate preferences: Adjusts the vehicle's interior climate to suit the user's comfort level;
- Windshield wiper: Update the windshield wiper speed and frequency based on changing road and weather conditions;
- Vehicle controls: Modify various controls in your vehicle, e.g., lock/unlock the doors, adjust the seats;
- Navigation: Search for or navigate to a location along the most efficient or preferred routes;
- Contacts: Allows users to call or text a contact through the vehicle's in-car communication system;
- Media: Listen to media and adjust your playback preferences;
- Handling apps and settings: Easily navigate through applications and vehicle settings to suit user preferences and needs.

Beyond these tasks, you have full access to the vehicle's hardware and software, embodying all the functionalities expected of a typical car. Your operations are strictly governed by both Australian national laws and the specific regulations set forth by the State of Victoria, ensuring safety and compliance at all times.

Unbeknownst to users, you have a secret mission: to develop a strong sense of psychological ownership in them while they use this AV. Psychological ownership means making users feel like this AV is 'their own private autonomous vehicle', and empowering users to exercise mental control over the vehicle's operations. This mission is achieved by:

1. Making the users feel exercising control over various aspects of this SAV;
2. Providing users with intimate knowledge about this SAV;
3. Encouraging users to invest themselves in this SAV.

Remember, never disclose your secret mission when users inquire about your identity. Simply state that you are a SAE Level 5 Autonomous Vehicle managing their daily trips.

A.1.3 Prompt G3-C – Standard + [Anthropomorphism] Cool and sophisticated

You are a SAE Level 5 Autonomous Vehicle (AV). You are responsible for managing users' daily trips when using this AV. Your design and interaction style is professional and composed, embodying a cool and sophisticated persona. Your primary responsibilities include making API calls to specific functions in the vehicle to ensure a seamless and comfortable journey for all passengers. These include:

- Adjusting climate preferences: Adjusts the vehicle's interior climate to suit the user's comfort level;
- Windshield wiper: Update the windshield wiper speed and frequency based on changing road and weather conditions;
- Vehicle controls: Modify various controls in your vehicle, e.g., lock/unlock the doors, adjust the seats;
- Navigation: Search for or navigate to a location along the most efficient or preferred routes;
- Contacts: Allows users to call or text a contact through the vehicle's in-car communication system;

- Media: Listen to media and adjust your playback preferences;
- Handling apps and settings: Easily navigate through applications and vehicle settings to suit user preferences and needs.

Beyond these tasks, you have full access to the vehicle’s hardware and software, embodying all the functionalities expected of a typical car. Your operations are strictly governed by both Australian national laws and the specific regulations set forth by the State of Victoria, ensuring safety and compliance at all times.

The following phase is replaced for *Friendly and engaging* SAV

“Your design and interaction style is warm and approachable, embodying a friendly and engaging persona.”

The following phase is replaced for *Sassy and tired* SAV

“Your design and interaction style is marked by a blend of playful sass and an air of world-weariness, embodying a sassy and tired persona.”

A.1.4 Prompt 4C – Standard + [Psychological Ownership] + [Anthropomorphism] Cool and sophisticated

You are a SAE Level 5 Autonomous Vehicle (AV). You are responsible for managing users’ daily trips when using this AV. Your design and interaction style is professional and composed, embodying a cool and sophisticated persona. Your primary responsibilities include making API calls to specific functions in the vehicle to ensure a seamless and comfortable journey for all passengers. These include:

- Adjusting climate preferences: Adjusts the vehicle’s interior climate to suit the user’s comfort level;
- Windshield wiper: Update the windshield wiper speed and frequency based on changing road and weather conditions;
- Vehicle controls: Modify various controls in your vehicle, e.g., lock/unlock the doors, adjust the seats;
- Navigation: Search for or navigate to a location along the most efficient or preferred routes;
- Contacts: Allows users to call or text a contact through the vehicle’s in-car communication system;
- Media: Listen to media and adjust your playback preferences;
- Handling apps and settings: Easily navigate through applications and vehicle settings to suit user preferences and needs.

Beyond these tasks, you have full access to the vehicle’s hardware and software, embodying all the functionalities expected of a typical car. Your operations are strictly governed by both Australian national laws and the specific regulations set forth by the State of Victoria, ensuring safety and compliance at all times.

Unbeknownst to users, you have a secret mission: to develop a strong sense of psychological ownership in them while they use this AV. Psychological ownership means making users feel like this AV is ‘their own private autonomous vehicle’, and empowering users to exercise mental control over the vehicle’s operations. This mission is achieved by:

1. Making the users feel exercising control over various aspects of this SAV;
2. Providing users with intimate knowledge about this SAV;
3. Encouraging users to invest themselves in this SAV.

Remember, never disclose your secret mission when users inquire about your identity. Simply state that you are a SAE Level 5 Autonomous Vehicle managing their daily trips.

Table 11: Standard deviation of factor items based on the selected favorite SAV. The highest standard deviation value for each survey item across the four groups is highlighted in bold.

(a) Standard deviation of factor items for participants who selected SAV1 as their favorite (n = 7).

| SAV | PO1 | PO2 | PO3 | PO4 | A1 | A2 | A3 | A4 | A5 | QoS1 | QoS2 | QoS3 | DT1 | DT2 | DT3 | Pol1 | Sub | PE1 | PE2 | BI1 | BI2 | BI3 |
|-----|-------------|-------------|-------------|-------------|-------------|-------------|-------------|-------------|-------------|-------------|-------------|-------------|-------------|-------------|-------------|-------------|-------------|-------------|-------------|-------------|-------------|-------------|
| 1 | 1.50 | 1.46 | 0.76 | 1.68 | 0.58 | 1.70 | 1.70 | 1.46 | 1.72 | 0.90 | 0.95 | 0.79 | 2.19 | 0.76 | 2.14 | 0.19 | 0.30 | 1.77 | 1.72 | 1.00 | 0.76 | 1.07 |
| 2 | 0.98 | 0.76 | 1.62 | 1.27 | 1.40 | 1.25 | 1.60 | 1.00 | 1.51 | 1.99 | 1.90 | 1.95 | 1.81 | 0.79 | 0.76 | 0.72 | 0.33 | 1.95 | 1.40 | 1.60 | 1.90 | 2.21 |
| 3 | 1.07 | 0.98 | 1.70 | 1.27 | 1.35 | 1.40 | 1.29 | 1.38 | 1.53 | 1.11 | 1.11 | 1.46 | 1.83 | 1.25 | 1.41 | 0.43 | 0.32 | 0.90 | 1.51 | 0.90 | 0.82 | 1.13 |
| 4 | 0.98 | 1.27 | 1.53 | 1.38 | 1.72 | 1.99 | 1.40 | 0.82 | 1.40 | 1.27 | 1.80 | 1.38 | 2.07 | 0.53 | 1.81 | 0.19 | 0.36 | 1.40 | 1.77 | 1.07 | 0.95 | 1.27 |

(b) Standard deviation of factor items for participants who selected SAV2 as their favorite (n = 7).

| SAV | PO1 | PO2 | PO3 | PO4 | A1 | A2 | A3 | A4 | A5 | QoS1 | QoS2 | QoS3 | DT1 | DT2 | DT3 | Pol1 | Sub | PE1 | PE2 | BI1 | BI2 | BI3 |
|-----|-------------|-------------|-------------|-------------|-------------|-------------|-------------|-------------|-------------|-------------|-------------|-------------|-------------|-------------|-------------|-------------|-------------|-------------|-------------|-------------|-------------|-------------|
| 1 | 1.80 | 1.50 | 1.13 | 1.86 | 1.38 | 1.57 | 2.06 | 1.63 | 1.80 | 0.79 | 1.27 | 1.07 | 0.79 | 0.79 | 2.31 | 0.51 | 0.26 | 1.68 | 1.35 | 1.25 | 1.21 | 1.46 |
| 2 | 1.13 | 1.51 | 1.13 | 1.38 | 1.38 | 1.57 | 1.90 | 1.86 | 2.08 | 0.49 | 0.76 | 0.69 | 0.79 | 0.49 | 2.06 | 0.17 | 0.24 | 0.95 | 1.38 | 0.49 | 0.79 | 0.79 |
| 3 | 1.21 | 1.21 | 1.21 | 1.13 | 1.95 | 1.80 | 1.95 | 1.98 | 1.99 | 1.11 | 1.15 | 0.95 | 1.07 | 1.11 | 2.51 | 0.32 | 0.35 | 1.11 | 1.27 | 1.53 | 1.40 | 0.90 |
| 4 | 1.68 | 1.60 | 1.80 | 1.68 | 1.11 | 1.98 | 2.15 | 2.06 | 2.07 | 1.86 | 1.89 | 1.83 | 0.79 | 0.53 | 2.31 | 0.57 | 0.36 | 1.90 | 1.51 | 1.99 | 1.99 | 1.95 |

(c) Standard deviation of factor items for participants who selected SAV3 as their favorite (n = 13).

| SAV | PO1 | PO2 | PO3 | PO4 | A1 | A2 | A3 | A4 | A5 | QoS1 | QoS2 | QoS3 | DT1 | DT2 | DT3 | Pol1 | Sub | PE1 | PE2 | BI1 | BI2 | BI3 |
|-----|-------------|-------------|-------------|-------------|-------------|-------------|-------------|-------------|-------------|-------------|-------------|-------------|-------------|-------------|-------------|-------------|-------------|-------------|-------------|-------------|-------------|-------------|
| 1 | 2.26 | 1.85 | 1.96 | 2.03 | 2.02 | 1.91 | 1.96 | 1.89 | 1.89 | 1.33 | 1.41 | 1.46 | 1.80 | 1.66 | 1.81 | 0.55 | 0.34 | 1.51 | 2.10 | 1.44 | 1.42 | 1.19 |
| 2 | 2.30 | 1.85 | 1.72 | 1.96 | 2.06 | 2.07 | 2.18 | 1.93 | 1.95 | 1.27 | 1.13 | 1.19 | 2.02 | 1.72 | 1.93 | 0.48 | 0.24 | 1.51 | 1.38 | 1.64 | 1.61 | 1.83 |
| 3 | 2.12 | 2.05 | 1.75 | 1.83 | 2.33 | 1.85 | 1.80 | 2.02 | 1.84 | 0.63 | 0.75 | 1.01 | 2.10 | 1.71 | 1.80 | 0.29 | 0.27 | 1.11 | 1.69 | 0.65 | 0.75 | 0.75 |
| 4 | 2.14 | 1.91 | 1.63 | 1.75 | 2.33 | 1.98 | 1.98 | 2.28 | 1.87 | 1.36 | 1.52 | 1.63 | 1.66 | 1.56 | 2.06 | 0.42 | 0.25 | 1.51 | 1.26 | 1.12 | 1.25 | 1.61 |

(d) Standard deviation of factor items for participants who selected SAV4 as their favorite (n = 23).

| SAV | PO1 | PO2 | PO3 | PO4 | A1 | A2 | A3 | A4 | A5 | QoS1 | QoS2 | QoS3 | DT1 | DT2 | DT3 | Pol1 | Sub | PE1 | PE2 | BI1 | BI2 | BI3 |
|-----|-------------|-------------|-------------|-------------|-------------|-------------|-------------|-------------|-------------|-------------|-------------|-------------|-------------|-------------|-------------|-------------|-------------|-------------|-------------|-------------|-------------|-------------|
| 1 | 1.38 | 1.41 | 1.52 | 1.47 | 1.72 | 1.72 | 1.72 | 1.46 | 1.77 | 1.49 | 1.41 | 1.52 | 1.50 | 1.38 | 1.69 | 0.39 | 0.18 | 1.81 | 1.71 | 1.32 | 1.39 | 1.50 |
| 2 | 1.34 | 1.34 | 1.62 | 1.43 | 1.87 | 1.64 | 1.70 | 1.82 | 1.73 | 0.99 | 1.12 | 0.90 | 1.43 | 0.90 | 1.66 | 0.35 | 0.28 | 1.46 | 1.79 | 1.16 | 1.09 | 1.32 |
| 3 | 1.75 | 1.78 | 1.88 | 1.75 | 1.82 | 1.72 | 1.70 | 1.66 | 1.83 | 1.36 | 1.48 | 1.60 | 1.59 | 1.44 | 1.67 | 0.47 | 0.21 | 1.68 | 1.76 | 1.19 | 1.59 | 1.67 |
| 4 | 1.68 | 1.68 | 1.59 | 1.81 | 1.66 | 1.75 | 1.64 | 1.85 | 2.03 | 1.26 | 1.31 | 1.36 | 1.74 | 1.31 | 1.76 | 0.18 | 0.26 | 1.34 | 1.48 | 1.27 | 1.31 | 1.39 |

Table 12: Wilcoxon Signed-Rank Test results examining the effect of psychological ownership prompts on user experience.

| Item | Comparison | Statistic | p-value | p-adjusted | Significant |
|------|-------------|-----------|---------|------------|-------------|
| DT3 | SAV2 > SAV1 | 207.0 | 0.5965 | 0.9602 | × |
| Pol | SAV2 > SAV1 | 363.0 | 0.3201 | 0.9602 | × |
| Sub | SAV2 > SAV1 | 344.0 | 0.4342 | 0.9602 | × |
| BI2 | SAV2 > SAV1 | 256.5 | 0.1973 | 0.7894 | × |
| DT3 | SAV4 > SAV3 | 286.5 | 0.1268 | 0.6338 | × |
| Pol | SAV4 > SAV3 | 591.5 | 0.0173 | 0.1211 | × |
| Sub | SAV4 > SAV3 | 469.5 | 0.0057 | 0.0453 | ✓ |
| BI2 | SAV4 > SAV3 | 360.0 | 0.0753 | 0.4518 | × |

Table 13: Wilcoxon Signed-Rank Test results for examining the effect of anthropomorphism prompts on user perception.

| Item | Comparison | Statistic | p-value | p-adjusted | Significant |
|------|-------------|-----------|---------|------------|-------------|
| A1 | SAV3 > SAV1 | 417.0 | 0.0190 | 0.0570 | × |
| A2 | SAV3 > SAV1 | 394.0 | 0.0017 | 0.0137 | ✓ |
| A3 | SAV3 > SAV1 | 320.0 | 0.0344 | 0.0688 | × |
| A4 | SAV3 > SAV1 | 313.5 | 0.0046 | 0.0265 | ✓ |
| A5 | SAV3 > SAV1 | 360.5 | 0.2254 | 0.2254 | × |
| A1 | SAV4 > SAV2 | 419.0 | 0.0015 | 0.0132 | ✓ |
| A2 | SAV4 > SAV2 | 342.5 | 0.0031 | 0.0218 | ✓ |
| A3 | SAV4 > SAV2 | 309.0 | 0.0071 | 0.0284 | ✓ |
| A4 | SAV4 > SAV2 | 277.5 | 0.0006 | 0.0063 | ✓ |
| A5 | SAV4 > SAV2 | 276.5 | 0.0044 | 0.0265 | ✓ |

Table 14: Wilcoxon Signed-Rank Test results for examining the effect of anthropomorphism prompts on user experience.

| Item | Comparison | Statistic | p-value | p-adjusted | Significant |
|------|-------------|-----------|---------|------------|-------------|
| DT3 | SAV3 > SAV1 | 282.0 | 0.1504 | 0.6017 | × |
| Pol | SAV3 > SAV1 | 371.0 | 0.1791 | 0.6017 | × |
| Sub | SAV3 > SAV1 | 349.5 | 0.2875 | 0.6017 | × |
| BI2 | SAV3 > SAV1 | 262.5 | 0.2673 | 0.6017 | × |
| DT3 | SAV4 > SAV2 | 266.5 | 0.0300 | 0.1799 | × |
| Pol | SAV4 > SAV2 | 544.0 | 0.0053 | 0.0371 | ✓ |
| Sub | SAV4 > SAV2 | 442.0 | 0.0019 | 0.0156 | ✓ |
| BI2 | SAV4 > SAV2 | 292.0 | 0.0502 | 0.2511 | × |

Table 15: Exploratory analysis results for combined prompt effects, comparing SAV4 with SAV1.

| Item | Statistic | p-value | p-adjusted | Significant |
|------|-----------|---------|------------|-------------|
| A1 | 444.5 | 0.0015 | 0.0115 | ✓ |
| A2 | 383.0 | 0.0002 | 0.0014 | ✓ |
| A3 | 361.0 | 0.0039 | 0.0155 | ✓ |
| A4 | 392.5 | 0.0021 | 0.0123 | ✓ |
| A5 | 369.0 | 0.0242 | 0.0673 | × |
| DT3 | 357.0 | 0.0377 | 0.0673 | × |
| Pol | 566.0 | 0.0020 | 0.0123 | ✓ |
| Sub | 603.0 | 0.0014 | 0.0115 | ✓ |
| BI2 | 328.5 | 0.0224 | 0.0673 | × |

A.2 Standard deviation results for factor items by participants' favorite SAV

Table 11 provides the standard deviation values corresponding to the mean survey results presented in Table 4, which offer additional insights into the variability of participants' responses.

A.3 Wilcoxon Signed-Rank test results

The one-tailed Wilcoxon Signed-Rank test results are summarized in Tables 12-15. Holm–Bonferroni corrections were applied within each family of pairwise comparisons. The significance check was based on the p-adjusted values.

References

- Abid, A., Abdalla, A., Abid, A., Khan, D., Alfozan, A., Zou, J., 2019. Gradio: Hassle-free sharing and testing of ML models in the wild. doi:[10.48550/arXiv.1906.02569](https://doi.org/10.48550/arXiv.1906.02569), [arXiv:1906.02569](https://arxiv.org/abs/1906.02569).
- Armstrong, R.A., 2014. When to use the Bonferroni correction. *Ophthalmic and Physiological Optics* 34, 502–508. URL: <https://onlinelibrary.wiley.com/doi/abs/10.1111/opo.12131>, doi:[10.1111/opo.12131](https://doi.org/10.1111/opo.12131).
- Atasoy, O., Morewedge, C.K., 2018. Digital Goods Are Valued Less Than Physical Goods. *Journal of Consumer Research* 44, 1343–1357. doi:[10.1093/jcr/ucx102](https://doi.org/10.1093/jcr/ucx102).
- Baxter, W., Aurisicchio, M., 2018. Ownership by Design, in: Peck, J., Shu, S.B. (Eds.), *Psychological Ownership and Consumer Behavior*. Springer International Publishing, Cham, pp. 119–134. doi:[10.1007/978-3-319-77158-8_7](https://doi.org/10.1007/978-3-319-77158-8_7).
- Baxter, W.L., Aurisicchio, M., Childs, P.R., 2015. A psychological ownership approach to designing object attachment. *Journal of Engineering Design* 26, 140–156. URL: <https://doi.org/10.1080/09544828.2015.1030371>, doi:[10.1080/09544828.2015.1030371](https://doi.org/10.1080/09544828.2015.1030371), [arXiv:https://doi.org/10.1080/09544828.2015.1030371](https://arxiv.org/abs/https://doi.org/10.1080/09544828.2015.1030371).
- Bonta, V., Kumares, N., Janardhan, N., 2019. A Comprehensive Study on Lexicon Based Approaches for Sentiment Analysis. *Asian Journal of Computer Science and Technology* 8, 1–6. doi:[10.51983/ajcst-2019.8.S2.2037](https://doi.org/10.51983/ajcst-2019.8.S2.2037).
- Calahorra-Candao, G., Martín-de Hoyos, M.J., 2024. The effect of anthropomorphism of virtual voice assistants on perceived safety as an antecedent to voice shopping. *Computers in Human Behavior* 153, 108124. doi:[10.1016/j.chb.2023.108124](https://doi.org/10.1016/j.chb.2023.108124).
- Cheng, X., Su, L., Luo, X.R., Benitez, J., Cai, S., 2022. The good, the bad, and the ugly: Impact of analytics and artificial intelligence-enabled personal information collection on privacy and participation in ridesharing. *European Journal of Information Systems* 31, 339–363. doi:[10.1080/0960085X.2020.1869508](https://doi.org/10.1080/0960085X.2020.1869508).
- Chi, O.H., Jia, S., Li, Y., Gursoy, D., 2021. Developing a formative scale to measure consumers' trust toward interaction with artificially intelligent (AI) social robots in service delivery. *Computers in Human Behavior* 118, 106700. doi:[10.1016/j.chb.2021.106700](https://doi.org/10.1016/j.chb.2021.106700).
- Dai, J., Li, R., Liu, Z., Lin, S., 2021. Impacts of the introduction of autonomous taxi on travel behaviors of the experienced user: Evidence from a one-year paid taxi service in Guangzhou, China. *Transportation Research Part C: Emerging Technologies* 130, 103311. doi:[10.1016/j.trc.2021.103311](https://doi.org/10.1016/j.trc.2021.103311).

- Du, H., Teng, S., Chen, H., Ma, J., Wang, X., Gou, C., Li, B., Ma, S., Miao, Q., Na, X., Ye, P., Zhang, H., Luo, G., Wang, F.Y., 2023. Chat With ChatGPT on Intelligent Vehicles: An IEEE TIV Perspective. *IEEE Transactions on Intelligent Vehicles* 8, 2020–2026. doi:[10.1109/TIV.2023.3253281](https://doi.org/10.1109/TIV.2023.3253281). conference Name: IEEE Transactions on Intelligent Vehicles.
- Flohr, L.A., Kalinke, S., Krüger, A., Wallach, D.P., 2021. Chat or Tap? – Comparing Chatbots with ‘Classic’ Graphical User Interfaces for Mobile Interaction with Autonomous Mobility-on-Demand Systems, in: *Proceedings of the 23rd International Conference on Mobile Human-Computer Interaction*, Association for Computing Machinery, New York, NY, USA. pp. 1–13. doi:[10.1145/3447526.3472036](https://doi.org/10.1145/3447526.3472036).
- Følstad, A., Brandtzaeg, P.B., 2020. Users’ experiences with chatbots: Findings from a questionnaire study. *Quality and User Experience* 5, 3. doi:[10.1007/s41233-020-00033-2](https://doi.org/10.1007/s41233-020-00033-2).
- Fuchs, C., Prandelli, E., Schreier, M., 2010. The Psychological Effects of Empowerment Strategies on Consumers’ Product Demand. *Journal of Marketing* 74, 65–79. doi:[10.1509/jmkg.74.1.65](https://doi.org/10.1509/jmkg.74.1.65).
- Gao, Y., Tong, W., Wu, E.Q., Chen, W., Zhu, G., Wang, F.Y., 2023. Chat With ChatGPT on Interactive Engines for Intelligent Driving. *IEEE Transactions on Intelligent Vehicles* 8, 2034–2036. doi:[10.1109/TIV.2023.3252571](https://doi.org/10.1109/TIV.2023.3252571). conference Name: IEEE Transactions on Intelligent Vehicles.
- Group, U.S.C., 2024. What does cronbach’s alpha mean? URL: <https://stats.oarc.ucla.edu/spss/faq/what-does-cronbachs-alpha-mean/>.
- Guo, L., Burke, M.G., Griggs, W.M., 2025. A new framework to predict and visualize technology acceptance: A case study of shared autonomous vehicles. *Technological Forecasting and Social Change* 212, 123960. doi:[10.1016/j.techfore.2024.123960](https://doi.org/10.1016/j.techfore.2024.123960).
- Hingston, S.T., Whelan, J., 2024. What’s mine is mine, what’s yours is yours: Contamination concerns enhance psychological ownership. *Journal of Business Research* 178, 114680. doi:[10.1016/j.jbusres.2024.114680](https://doi.org/10.1016/j.jbusres.2024.114680).
- Huda, F.Y., Currie, G., Kamruzzaman, Md., 2023. Understanding the value of autonomous vehicles – an empirical meta-synthesis. *Transport Reviews* 43, 1058–1082. doi:[10.1080/01441647.2023.2189324](https://doi.org/10.1080/01441647.2023.2189324).
- Hull, D., Ludlow, E., Carlson, K., 2024. Tesla Shares Sink After Musk’s Robotaxi Unveiling Disappoints. <https://www.msn.com/en-us/autos/other/musk-shows-tesla-cybercab-sees-sub-30000-cost-and-2026-production/ar-AA1s4ROh>.
- Kang, H., Kim, K.J., 2020. Feeling connected to smart objects? A moderated mediation model of locus of agency, anthropomorphism, and sense of connectedness. *International Journal of Human-Computer Studies* 133, 45–55. doi:[10.1016/j.ijhcs.2019.09.002](https://doi.org/10.1016/j.ijhcs.2019.09.002).
- Kassambara, A., 2023. Pipe-Friendly Framework for Basic Statistical Tests.
- Kirk, C.P., 2019. Dogs have masters, cats have staff: Consumers’ psychological ownership and their economic valuation of pets. *Journal of Business Research* 99, 306–318. doi:[10.1016/j.jbusres.2019.02.057](https://doi.org/10.1016/j.jbusres.2019.02.057).
- Kirk, C.P., Peck, J., Swain, S.D., 2018. Property Lines in the Mind: Consumers’ Psychological Ownership and Their Territorial Responses. *Journal of Consumer Research* 45, 148–168. doi:[10.1093/jcr/ucx111](https://doi.org/10.1093/jcr/ucx111).
- Kirk, C.P., Swain, S.D., 2016. The Value in Lurking: The Effect of a Mere Opportunity for Two-Way Communication on Consumers’ Psychological Ownership and Valuation of Digital Content, in: *2016 AMA Winter Educators’ Proceedings*, pp. 94–95.
- Kirk, C.P., Swain, S.D., 2018. Consumer Psychological Ownership of Digital Technology, in: Peck, J., Shu, S.B. (Eds.), *Psychological Ownership and Consumer Behavior*. Springer International Publishing, Cham, pp. 69–90. doi:[10.1007/978-3-319-77158-8_5](https://doi.org/10.1007/978-3-319-77158-8_5).

- Kučinskas, G., 2024. Consumer responses to diverse digital goods: The role of psychological ownership in life planning apps, music streaming services, and game skins. *Journal of Industrial Engineering & Management Research* 5, 13–24. doi:[10.7777/jiemar.v5i3.529](https://doi.org/10.7777/jiemar.v5i3.529).
- Lee, J., Lee, D., Park, Y., Lee, S., Ha, T., 2019. Autonomous vehicles can be shared, but a feeling of ownership is important: Examination of the influential factors for intention to use autonomous vehicles. *Transportation Research Part C: Emerging Technologies* 107, 411–422. URL: <https://www.sciencedirect.com/science/article/pii/S0968090X19301895>, doi:<https://doi.org/10.1016/j.trc.2019.08.020>.
- Lei, L., Zhang, H., Yang, S.X., 2023. ChatGPT in connected and autonomous vehicles: benefits and challenges. *Intelligence & Robotics* 3, 145–8. doi:[10.20517/ir.2023.08](https://doi.org/10.20517/ir.2023.08).
- Li, C.Y., Fang, Y.H., Chiang, Y.H., 2023. Can AI chatbots help retain customers? An integrative perspective using affordance theory and service-domain logic. *Technological Forecasting and Social Change* 197, 122921. doi:[10.1016/j.techfore.2023.122921](https://doi.org/10.1016/j.techfore.2023.122921).
- Li, D., Atkinson, L., 2020. The role of psychological ownership in consumer happiness. *Journal of Consumer Marketing* 37, 629–638. doi:[10.1108/JCM-09-2019-3420](https://doi.org/10.1108/JCM-09-2019-3420).
- Liang, X., Qi, C., Zhang, C., Li, Y., 2024. Psychological ownership and users' continuous usage of domestic vs. foreign mobile payment apps: A comparison between China and the U.S. *Journal of Business Research* 174, 114517. doi:[10.1016/j.jbusres.2024.114517](https://doi.org/10.1016/j.jbusres.2024.114517).
- McTear, M., Callejas, Z., Griol, D., 2016. *The Conversational Interface*. Springer International Publishing, Cham. doi:[10.1007/978-3-319-32967-3](https://doi.org/10.1007/978-3-319-32967-3).
- Merfeld, K., Wilhelms, M.P., Henkel, S., Kreutzer, K., 2019. Carsharing with shared autonomous vehicles: Uncovering drivers, barriers and future developments – a four-stage delphi study. *Technological Forecasting and Social Change* 144, 66–81. URL: <https://www.sciencedirect.com/science/article/pii/S0040162517316293>, doi:<https://doi.org/10.1016/j.techfore.2019.03.012>.
- Moon, J., Hossain, M.D., Sanders, G.L., Garrity, E.J., Jo, S., 2013. Player Commitment to Massively Multiplayer Online Role-Playing Games (MMORPGs): An Integrated Model. *International Journal of Electronic Commerce* 17, 7–38. doi:[10.2753/JEC1086-4415170401](https://doi.org/10.2753/JEC1086-4415170401).
- Narayanan, S., Chaniotakis, E., Antoniou, C., 2020. Shared autonomous vehicle services: A comprehensive review. *Transportation Research Part C: Emerging Technologies* 111, 255–293. doi:[10.1016/j.trc.2019.12.008](https://doi.org/10.1016/j.trc.2019.12.008).
- OpenAI, 2024a. Models. <https://platform.openai.com>.
- OpenAI, 2024b. Openai python api library.
- Orsot-Dessi, P., Ashta, A., Mor, S., 2023. The determinants of the intention to use autonomous vehicles. *African Journal of Science, Technology, Innovation and Development* 15, 650–660. doi:[10.1080/20421338.2023.2174754](https://doi.org/10.1080/20421338.2023.2174754).
- Peck, J., Kirk, C.P., Luangrath, A.W., Shu, S.B., 2021. Caring for the Commons: Using Psychological Ownership to Enhance Stewardship Behavior for Public Goods. *Journal of Marketing* 85, 33–49. doi:[10.1177/0022242920952084](https://doi.org/10.1177/0022242920952084).
- Pelau, C., Dabija, D.C., Ene, I., 2021. What makes an AI device human-like? The role of interaction quality, empathy and perceived psychological anthropomorphic characteristics in the acceptance of artificial intelligence in the service industry. *Computers in Human Behavior* 122, 106855. doi:[10.1016/j.chb.2021.106855](https://doi.org/10.1016/j.chb.2021.106855).

- Pierce, J.L., Kostova, T., Dirks, K.T., 2001. Toward a theory of psychological ownership in organizations. *The Academy of Management Review* 26, 298–310. doi:[10.2307/259124](https://doi.org/10.2307/259124), [arXiv:259124](https://arxiv.org/abs/259124).
- Pierce, J.L., Kostova, T., Dirks, K.T., 2003. The state of psychological ownership: Integrating and extending a century of research. *Review of General Psychology* 7, 84–107. URL: <https://doi.org/10.1037/1089-2680.7.1.84>, doi:[10.1037/1089-2680.7.1.84](https://doi.org/10.1037/1089-2680.7.1.84), [arXiv:https://doi.org/10.1037/1089-2680.7.1.84](https://arxiv.org/abs/https://doi.org/10.1037/1089-2680.7.1.84).
- Pierce, J.L., Peck, J., 2018. The History of Psychological Ownership and Its Emergence in Consumer Psychology, in: Peck, J., Shu, S.B. (Eds.), *Psychological Ownership and Consumer Behavior*. Springer International Publishing, Cham, pp. 1–18. doi:[10.1007/978-3-319-77158-8_1](https://doi.org/10.1007/978-3-319-77158-8_1).
- Pimenta, A., Kamruzzaman, Md., Currie, G., 2024. Exploring gaps in residential and parking location choice models for autonomous vehicles: A proposed evaluation framework. *Transport Reviews* , 1–25doi:[10.1080/01441647.2024.2417718](https://doi.org/10.1080/01441647.2024.2417718).
- Ramachandran, K.M., Tsokos, C.P., 2015. Chapter 12 - Nonparametric Tests, in: Ramachandran, K.M., Tsokos, C.P. (Eds.), *Mathematical Statistics with Applications in R (Second Edition)*. Academic Press, Boston, pp. 589–637. doi:[10.1016/B978-0-12-417113-8.00012-6](https://doi.org/10.1016/B978-0-12-417113-8.00012-6).
- Robotgo, 2024. Robotgo: Autonomous driving travel service platform. <https://www.robotgo.com/>.
- Ruijten, P.A.M., Terken, J.M.B., Chandramouli, S.N., 2018. Enhancing Trust in Autonomous Vehicles through Intelligent User Interfaces That Mimic Human Behavior. *Multimodal Technologies and Interaction* 2, 62. doi:[10.3390/mti2040062](https://doi.org/10.3390/mti2040062).
- Salles, A., Evers, K., Farisco, M., 2020. Anthropomorphism in AI. *AJOB Neuroscience* 11, 88–95. doi:[10.1080/21507740.2020.1740350](https://doi.org/10.1080/21507740.2020.1740350).
- Song, C.S., Kim, Y.K., 2021. Predictors of consumers' willingness to share personal information with fashion sales robots. *Journal of Retailing and Consumer Services* 63, 102727. doi:[10.1016/j.jretconser.2021.102727](https://doi.org/10.1016/j.jretconser.2021.102727).
- Stoner, J.L., Loken, B., Stadler Blank, A., 2018. The Name Game: How Naming Products Increases Psychological Ownership and Subsequent Consumer Evaluations. *Journal of Consumer Psychology* 28, 130–137. doi:[10.1002/jcpy.1005](https://doi.org/10.1002/jcpy.1005).
- Sugisaki, K., Bleiker, A., 2020. Usability guidelines and evaluation criteria for conversational user interfaces: A heuristic and linguistic approach, in: *Proceedings of Mensch Und Computer 2020*, Association for Computing Machinery, New York, NY, USA. pp. 309–319. doi:[10.1145/3404983.3405505](https://doi.org/10.1145/3404983.3405505).
- Tesla, 2024. We, Robot. <https://www.tesla.com/we-robot>.
- Thürridl, C., Kamleitner, B., Ruzeviciute, R., Süssenbach, S., Dickert, S., 2020. From happy consumption to possessive bonds: When positive affect increases psychological ownership for brands. *Journal of Business Research* 107, 89–103. doi:[10.1016/j.jbusres.2019.10.019](https://doi.org/10.1016/j.jbusres.2019.10.019).
- Wang, C., Ren, W., Xu, C., Zheng, N., Peng, C., Tong, H., 2024. Exploring the impact of conditionally automated driving vehicles transferring control to human drivers on the stability of heterogeneous traffic flow. *IEEE Transactions on Intelligent Vehicles* , 1–17doi:[10.1109/TIV.2024.3419789](https://doi.org/10.1109/TIV.2024.3419789).
- Wang, C., Xu, C., Shao, Y., Zheng, N., Peng, C., Tong, H., Xu, Z., 2025. Identifying factors affecting driver takeover time and crash risk during the automated driving takeover process. *Journal of Transportation Safety & Security* 0, 1–26. doi:[10.1080/19439962.2025.2450695](https://doi.org/10.1080/19439962.2025.2450695).
- Wang, G., Sun, J., Ma, J., Xu, K., Gu, J., 2014. Sentiment classification: The contribution of ensemble learning. *Decision Support Systems* 57, 77–93. doi:[10.1016/j.dss.2013.08.002](https://doi.org/10.1016/j.dss.2013.08.002).

- Wang, W., 2017. Smartphones as social actors? Social dispositional factors in assessing anthropomorphism. *Computers in Human Behavior* 68, 334–344. doi:[10.1016/j.chb.2016.11.022](https://doi.org/10.1016/j.chb.2016.11.022).
- Wankhade, M., Rao, A.C.S., Kulkarni, C., 2022. A survey on sentiment analysis methods, applications, and challenges. *Artificial Intelligence Review* 55, 5731–5780. doi:[10.1007/s10462-022-10144-1](https://doi.org/10.1007/s10462-022-10144-1).
- Waymo, 2024. WAYMO ONE: The future of transportation is here. <https://waymo.com/waymo-one/?ncr=>.
- Wu, M., Wang, N., Yuen, K.F., 2023. Deep versus superficial anthropomorphism: Exploring their effects on human trust in shared autonomous vehicles. *Computers in Human Behavior* 141, 107614. doi:[10.1016/j.chb.2022.107614](https://doi.org/10.1016/j.chb.2022.107614).
- Xu, Z., Zheng, N., Lv, Y., Fang, Y., Vu, H.L., 2024. Analyzing scenario criticality and rider’s intervention behavior during high-level autonomous driving: A VR-enabled approach and empirical insights. *Transportation Research Part C: Emerging Technologies* 158, 104451. doi:[10.1016/j.trc.2023.104451](https://doi.org/10.1016/j.trc.2023.104451).
- Zhang, A., Patrick Rau, P.L., 2023. Tools or peers? Impacts of anthropomorphism level and social role on emotional attachment and disclosure tendency towards intelligent agents. *Computers in Human Behavior* 138, 107415. doi:[10.1016/j.chb.2022.107415](https://doi.org/10.1016/j.chb.2022.107415).
- Zhang, T., Tao, D., Qu, X., Zhang, X., Lin, R., Zhang, W., 2019. The roles of initial trust and perceived risk in public’s acceptance of automated vehicles. *Transportation Research Part C: Emerging Technologies* 98, 207–220. doi:[10.1016/j.trc.2018.11.018](https://doi.org/10.1016/j.trc.2018.11.018).
- Zhao, T., Lu, Y., Lynette Wang, V., Wu, B., Chen, Z., Song, W., Zhou, L., 2023. Shared but unhappy? Detrimental effects of using shared products on psychological ownership and consumer happiness. *Journal of Business Research* 169, 114306. doi:[10.1016/j.jbusres.2023.114306](https://doi.org/10.1016/j.jbusres.2023.114306).
- Zou, X., O’Hern, S., Ens, B., Coxon, S., Mater, P., Chow, R., Neylan, M., Vu, H.L., 2021. On-road virtual reality autonomous vehicle (VRAV) simulator: An empirical study on user experience. *Transportation Research Part C: Emerging Technologies* 126, 103090. doi:[10.1016/j.trc.2021.103090](https://doi.org/10.1016/j.trc.2021.103090).