

Test Set Sizing for the Ridge Regression

Alexander Dubbs

400 Central Park West, New York, 10025, NY, United States.

Contributing authors: alex.dubbs@gmail.com;

Abstract

We derive the ideal train/test split for the ridge regression to high accuracy in the limit that the number of training rows m becomes large. The split must depend on the ridge tuning parameter, α , but we find that the dependence is weak and can asymptotically be ignored; all parameters vanish except for m and the number of features, n . This is the first time that such a split is calculated mathematically for a machine learning model in the large data limit. The goal of the calculations is to maximize “integrity,” so that the measured error in the trained model is as close as possible to what it theoretically should be. This paper’s result for the ridge regression split matches prior art for the plain vanilla linear regression split to the first two terms asymptotically, and it appears that practically there is no difference.

Keywords: Training/Testing Division,Ridge Regression,Machine Learning

1 Introduction

The question of how to divide one’s data into a training set and a test set has long been of theoretical and practical interest to data scientists. While many results have been proved bounding different types of error in the case of broad classes of models, no precise results have been found for any machine learning models using philosophically appealing metrics of success that do not depend on artificial tuning parameters. This paper finds the train/test split for the ridge regression to high accuracy using a two-term asymptotic formula independent of its tuning parameter, α using the Integrity Metric (IM) introduced for the plain vanilla linear regression by the author in [2]. The IM measures the degree to which the measured model error differs from the true

error of the model, and this quantity should always be minimized to gain an honest assessment of a model’s performance. We pick the number of points p in the training set to minimize the IM. Note that we do not pick p to maximize the measured model accuracy, since then we would derive an assessment of the model’s ability that is not truthful. Our main result is:

Theorem 6. *Let X be a $m \times n$ matrix of normals with independent rows with covariance Σ . $b \sim N(0, c^2 I)$ and $\epsilon \sim N(0, I)$. $\alpha > 0$, $\sigma > 0$, and m will be assumed to be large.*

$$\begin{aligned} y &= Xb + \sigma\epsilon \\ \hat{b} &= (X_{1:p,:}^t X_{1:p,:} + \alpha I)^{-1} X_{1:p,:}^t y_{1:p} \\ \text{IM} &= E \left(\left(\frac{1}{m-p} \cdot \|X_{p+1:m,:} \hat{b} - y_{p+1:m}\|^2 - \sigma^2 \right)^2 \right) \end{aligned} \quad (1)$$

The value of p that minimizes the Integrity Metric (IM) is

$$n^{1/3}(2+n)^{1/3} \cdot m^{2/3} - \frac{2n^{2/3}(1+n)}{3(2+n)^{1/3}} \cdot m^{1/3} + \text{L.O.T.}$$

and the ratio of training data over testing data goes to 0 as m becomes large.

This result agrees with prior art [2] except that b is random instead of fixed, which would not change the result in [2] in the $\alpha = 0$ case, so for that parameter value the results match perfectly as is expected. Again note that α drops out, making this result of use to both Bayesian statisticians who pick α or a prior on α *a priori* and machine learning practitioners who learn α on a validation set within the training set. We present computational evidence of the result’s accuracy leaving out the lower order terms in a variety of parameter regimes.

This sort of analysis has historical precedence in theoretical machine learning. Let H be the hypothesis class of functions h from \mathbb{R}^n to $\{0, 1\}$, let $L_D(h)$ be the expected absolute loss of h over the distribution D on $\mathbb{R}^n \times \{0, 1\}$, and let $L_S(h)$ be the expected absolute “loss” or error of h where the m elements of S are chosen by D in an i.i.d. fashion. Let d be the VC-Dimension of H . Then with probability $1 - \delta$ by [7], Chapter 6,

$$|L_S(h) - L_D(h)| \leq \frac{1}{\delta} \sqrt{\frac{2d \log(2em/d)}{m}}$$

This bound is similar in spirit to this paper’s result in that it controls the error in the error estimate, this paper considers the case where h is known to be optimal as trained on S but for a less general model space H , and it is concerned with the realistic constraint that the number of known data points with labels is finite.

Furthermore, others have provided answers to the question of training/testing division in statistical models with a fixed given amount of data, and [2] discusses their work in its introduction, but none have ever provided similar answers for any machine learning models in which regularization is explicitly

included. The ridge regularization term was first added to the linear regression's loss function in [4] in a statistical context and has become standard in machine learning.

2 Preliminaries

Proposition 1 *Let X be an $p \times n$ matrix of Gaussians with mean zero where the rows have covariance Σ , and A , B , and Σ are positive definite and commute. Then:*

$$E \left(\text{tr} \left(\Sigma \left(X^t X \right)^{-1} \right) \right) = \frac{n}{p - n - 1} \quad (2)$$

$$E \left(\text{tr} \left(\Sigma \left(X^t X \right)^{-1} \right)^2 \right) = \frac{n^2}{p^2} + O \left(p^{-3} \right) \quad (3)$$

$$E \left(\text{tr} \left(\left(\Sigma (X^t X)^{-1} \right)^2 \right) \right) = \frac{n}{p^2} + O \left(p^{-3} \right) \quad (4)$$

Proof (2.1) is well known. (2.2) and (2.3) are consequences of Corollary 3.1 in [6], which is an excellent reference for many related results, as are [3] and [5]. \square

Lemma 2 *It is well-known that if S and T are positive definite matrices, $\text{tr}(ST) \leq \text{tr}(S)\text{tr}(T)$.*

Lemma 3 *It is clear by expanding in terms of eigenvalues that if $X^t X$ is an $n \times n$ Wishart matrix with α degrees of freedom, mean zero, and covariance Σ , and $\alpha > 0$,*

$$\begin{aligned} \text{tr} \left((I + \alpha X^t X)^{-1} \right) &\leq n, \\ \text{tr} \left((X^t X + \alpha)^{-1} \right) &\leq \frac{n}{\alpha}. \end{aligned}$$

Lemma 4 *Let X be an $p \times n$ matrix of Gaussians with mean zero where the rows have covariance Σ , and D be a possibly correlated positive definite random matrix with maximum eigenvalue λ , then as p becomes large,*

$$p^k \cdot E \left(\text{tr} \left((X^t X)^{-1} \right)^k \text{tr}(D) \right) = O(1)$$

Proof $p \cdot E \left(\text{tr} \left((X^t X)^{-1} \right) \right)$ converges in distribution to a point mass, so the correlations among the terms in the product that make up $p^k \cdot E \left(\text{tr} \left((X^t X)^{-1} \right)^k \right)$ do not matter, so it converges to a point mass, and

$$p^k \cdot E \left(\text{tr} \left((X^t X)^{-1} \right)^k \text{tr}(D) \right) \leq np^k \lambda \cdot E \left(\text{tr} \left((X^t X)^{-1} \right)^k \right),$$

so the lemma follows. \square

Lemma 5 *Let X be an $p \times n$ matrix of Gaussians with mean zero where the rows have covariance Σ , we prove that*

$$E \left(\text{tr} \left(\Sigma \left(X^t X + \alpha I \right)^{-2} \right) \right) = O \left(\frac{1}{p^2} \right) \quad (5)$$

$$E \left(\text{tr} \left(\left(\Sigma \left(X^t X + \alpha I \right)^{-2} \right)^2 \right) \right) = O \left(\frac{1}{p^4} \right) \quad (6)$$

$$E \left(\text{tr} \left(\Sigma \left(X^t X + \alpha I \right)^{-2} \right)^2 \right) = O \left(\frac{1}{p^4} \right) \quad (7)$$

$$p \cdot E \left(\text{tr} \left(\Sigma X^t X \left(X^t X + \alpha I \right)^{-2} \right) \right) = n + O \left(\frac{1}{p} \right) \quad (8)$$

$$p^2 \cdot E \left(\text{tr} \left(\left(\Sigma X^t X \left(X^t X + \alpha I \right)^{-2} \right)^2 \right) \right) = n + O \left(\frac{1}{p} \right) \quad (9)$$

$$p^2 \cdot E \left(\text{tr} \left(\Sigma X^t X \left(X^t X + \alpha I \right)^{-2} \right)^2 \right) = n^2 + O \left(\frac{1}{p} \right) \quad (10)$$

$$p \cdot E \left(\text{tr} \left(\Sigma \left(X^t X + \alpha I \right)^{-2} \Sigma X^t X \left(X^t X + \alpha I \right)^{-2} \right) \right) = O \left(\frac{1}{p^2} \right) \quad (11)$$

$$p \cdot E \left(\text{tr} \left(\Sigma \left(X^t X + \alpha I \right)^{-2} \right) \text{tr} \left(\Sigma X^t X \left(X^t X + \alpha I \right)^{-2} \right) \right) = O \left(\frac{1}{p^2} \right) \quad (12)$$

Proof All expressions are evaluated using the geometric series formula, Proposition 1, and Lemmas 2,3, and 4. For (5),

$$\begin{aligned} E \left(\text{tr} \left(\Sigma \left(X^t X + \alpha I \right)^{-2} \right) \right) &\leq E \left(\text{tr} (\Sigma) \text{tr} \left(\left(X^t X + \alpha I \right)^{-2} \right) \right) \\ &\leq E \left(\text{tr} (\Sigma) \text{tr} \left((X^t X)^{-1} \right)^2 \right) = O \left(p^{-2} \right) \end{aligned}$$

For (6),

$$\begin{aligned} E \left(\text{tr} \left(\left(\Sigma \left(X^t X + \alpha I \right)^{-2} \right)^2 \right) \right) &\leq E \left(\text{tr} (\Sigma)^2 \text{tr} \left(\left(X^t X + \alpha I \right)^{-1} \right)^4 \right) \\ &\leq E \left(\text{tr} (\Sigma)^2 \text{tr} \left((X^t X)^{-1} \right)^4 \right) = O \left(p^{-4} \right) \end{aligned}$$

For (7),

$$\begin{aligned} E \left(\text{tr} \left(\left(\Sigma \left(X^t X + \alpha I \right)^{-2} \right) \right)^2 \right) &\leq E \left(\text{tr} (\Sigma)^2 \text{tr} \left(\left(X^t X + \alpha I \right)^{-1} \right)^4 \right) \\ &\leq E \left(\text{tr} (\Sigma)^2 \text{tr} \left((X^t X)^{-1} \right)^4 \right) = O \left(p^{-4} \right) \end{aligned}$$

For (8),

$$p \cdot E \left(\text{tr} \left(\Sigma X^t X \left(X^t X + \alpha I \right)^{-2} \right) \right)$$

$$\begin{aligned}
 &= p \cdot E \left(\text{tr} \left(\Sigma (X^t X)^{-1} \left(I - \alpha (X^t X)^{-1} \left(I + \alpha (X^t X)^{-1} \right) \right)^2 \right) \right) \\
 &= \frac{np}{p-n-1} + O(p^{-1})
 \end{aligned}$$

For (9),

$$\begin{aligned}
 &p^2 \cdot E \left(\text{tr} \left(\left(\Sigma X^t X \left(X^t X + \alpha I \right)^{-2} \right)^2 \right) \right) \\
 &= p^2 \cdot E \left(\text{tr} \left(\left(\Sigma (X^t X)^{-1} \left(I + \alpha (X^t X)^{-1} \right)^{-2} \right)^2 \right) \right) \\
 &= p^2 \cdot E \left(\text{tr} \left(\left(\Sigma (X^t X)^{-1} \right)^2 \right) \right) + O(p^{-1}) \\
 &= n + O(p^{-1})
 \end{aligned}$$

For (10),

$$\begin{aligned}
 &p^2 \cdot E \left(\text{tr} \left(\Sigma X^t X \left(X^t X + \alpha I \right)^{-2} \right)^2 \right) \\
 &= p^2 \cdot E \left(\text{tr} \left(\Sigma (X^t X)^{-1} \left(I + \alpha (X^t X)^{-1} \right)^{-2} \right)^2 \right) \\
 &= p^2 \cdot E \left(\text{tr} \left(\Sigma (X^t X)^{-1} \right)^2 \right) + O(p^{-1}) \\
 &= n^2 + O(p^{-1})
 \end{aligned}$$

For (11),

$$\begin{aligned}
 &p \cdot E \left(\text{tr} \left(\Sigma \left(X^t X + \alpha I \right)^{-2} \Sigma X^t X \left(X^t X + \alpha I \right)^{-2} \right) \right) \\
 &= p \cdot E \left(\text{tr} \left(\Sigma (X^t X)^{-2} \left(I + \alpha (X^t X)^{-1} \right)^{-2} \Sigma (X^t X)^{-1} \left(I + \alpha (X^t X)^{-1} \right)^{-2} \right) \right) \\
 &\leq p \cdot E \left(\text{tr}(\Sigma)^2 \text{tr} \left((X^t X)^{-1} \right)^3 \right) \\
 &= O(p^{-2})
 \end{aligned}$$

For (12),

$$\begin{aligned}
 &p \cdot E \left(\text{tr} \left(\Sigma \left(X^t X + \alpha I \right)^{-2} \right) \text{tr} \left(\Sigma X^t X \left(X^t X + \alpha I \right)^{-2} \right) \right) \\
 &\leq p \cdot E \left(\text{tr}(\Sigma)^2 \text{tr} \left((X^t X)^{-1} \right) \text{tr} \left((X^t X)^{-2} \right) \right) \\
 &= O(p^{-2})
 \end{aligned}$$

□

3 Main Result

Theorem 6 *Let X be a $m \times n$ matrix of normals with independent rows with covariance Σ . $b \sim N(0, c^2 I)$ and $\epsilon \sim N(0, I)$. $\alpha > 0$, $\sigma > 0$, and m will be assumed to be large.*

$$\begin{aligned} y &= Xb + \sigma\epsilon \\ \hat{b} &= (X_{1:p,:}^t X_{1:p,:} + \alpha I)^{-1} X_{1:p,:}^t y_{1:p} \\ \text{IM} &= E \left(\left(\frac{1}{m-p} \cdot \|X_{p+1:m,:} \hat{b} - y_{p+1:m}\|^2 - \sigma^2 \right)^2 \right) \end{aligned} \quad (13)$$

The value of p that minimizes the Integrity Metric (IM) is

$$n^{1/3}(2+n)^{1/3} \cdot m^{2/3} - \frac{2n^{2/3}(1+n)}{3(2+n)^{1/3}} \cdot m^{1/3} + \text{L.O.T.}$$

and the ratio of training data over testing data goes to 0 as m becomes large.

Proof Consider

$$\begin{aligned} & \left(\frac{1}{m-p} \cdot \|X_{p+1:m,:} \hat{b} - y_{p+1:m}\|^2 - \sigma^2 \right)^2 \\ &= \left(\frac{1}{m-p} \cdot \left\| X_{p+1:m,:} (X_{1:p,:}^t X_{1:p,:} + \alpha I)^{-1} X_{1:p,:}^t (X_{1:p,:} b + \sigma \epsilon_{1:p}) \right. \right. \\ & \quad \left. \left. - X_{p+1:m,:} b - \sigma \epsilon_{p+1:m} \right\|^2 - \sigma^2 \right)^2 \end{aligned}$$

Let

$$\begin{aligned} A &= X_{p+1:m,:} (X_{1:p,:}^t X_{1:p,:} + \alpha I)^{-1} X_{1:p,:}^t X_{1:p,:} - X_{p+1:m,:} \\ &= -\alpha X_{p+1:m,:} (X_{1:p,:}^t X_{1:p,:} + \alpha I)^{-1} \end{aligned}$$

and

$$B = X_{p+1:m,:} (X_{1:p,:}^t X_{1:p,:} + \alpha I)^{-1} X_{1:p,:}^t,$$

then this is

$$\left(\frac{1}{m-p} \cdot \|Ab + \sigma B\epsilon_{1:p} - \sigma \epsilon_{p+1:m}\|^2 - \sigma^2 \right)^2$$

which in E.V. is the Integrity Metric, and this becomes

$$\begin{aligned} &= \left(\frac{1}{m-p} \left((\|Ab\|^2 - (m-p)\sigma^2) + \sigma^2 \|B\epsilon_{1:p}\|^2 + \sigma^2 \|\epsilon_{p+1:m}\|^2 \right. \right. \\ & \quad \left. \left. + 2\sigma b^t A^t B \epsilon_{1:p} - 2\sigma b^t A^t \epsilon_{p+1:m} - 2\sigma^2 \epsilon_{1:p}^t B^t \epsilon_{p+1:m} \right) \right)^2 \\ &= \frac{1}{(m-p)^2} \left(\left((\|Ab\|^2 - (m-p)\sigma^2) + \sigma^2 \|B\epsilon_{1:p}\|^2 + \sigma^2 \|\epsilon_{p+1:m}\|^2 \right)^2 \right. \\ & \quad \left. + 4\sigma^2 \left\| b^t A^t B \epsilon_{1:p} \right\|^2 + 4\sigma^2 \left\| b^t A^t \epsilon_{p+1:m} \right\|^2 + 4\sigma^4 (\epsilon_{1:p}^t B^t \epsilon_{p+1:m})^2 \right) \\ &= \frac{1}{(m-p)^2} \left((\|Ab\|^2 - (m-p)\sigma^2)^2 + \sigma^4 \|B\epsilon_{1:p}\|^4 + \sigma^4 \|\epsilon_{p+1:m}\|^4 \right. \end{aligned}$$

$$\begin{aligned}
 & +2\sigma^2(\|Ab\|^2 - (m-p)\sigma^2)\|B\epsilon_{1:p}\|^2 + 2\sigma^2(\|Ab\|^2 - (m-p)\sigma^2)\|\epsilon_{p+1:m}\|^2 \\
 & +2\sigma^4\|B\epsilon_{1:p}\|^2\|\epsilon_{p+1:m}\|^2 + 4\sigma^2\left\|b^t A^t B\epsilon_{1:p}\right\|^2 + 4\sigma^2\left\|b^t A^t \epsilon_{p+1:m}\right\|^2 + 4\sigma^4(\epsilon_{1:p}^t B^t \epsilon_{p+1:m})^2 \Big)
 \end{aligned}$$

which has expected value in common with

$$\begin{aligned}
 & \frac{1}{(m-p)^2} \left(c^4 \cdot \text{tr}(A^t A)^2 + 2c^4 \cdot \text{tr}((A^t A)^2) + \sigma^4 \cdot \text{tr}(B^t B)^2 + 2\sigma^4 \cdot \text{tr}((B^t B)^2) + 2\sigma^4(m-p) \right. \\
 & \quad \left. + 2c^2\sigma^2 \cdot \text{tr}(A^t A)\text{tr}(B^t B) + 4c^2\sigma^2 \cdot \text{tr}(B^t A A^t B) + 4c^2\sigma^2 \cdot \text{tr}(A^t A) + 4\sigma^4 \cdot \text{tr}(B^t B) \right) \quad (14)
 \end{aligned}$$

Replace A and B with

$$A = -\alpha X_{p+1:m,:} G$$

$$B = p^{1/2} X_{p+1:m,:} H,$$

where $G = (X_{1:p,:}^t X_{1:p,:} + \alpha I)^{-1}$ and $H = p^{1/2} (X_{1:p,:}^t X_{1:p,:} + \alpha I)^{-1} X_{1:p,:}^t$.

The expressions

$$\begin{aligned}
 E(\text{tr}(A^t A)) &= \alpha^2 E \left(\text{tr}(G^t X_{p+1:m,:}^t X_{p+1:m,:} G) \right) \\
 E(\text{tr}(B^t B)) &= p^{-1} E \left(\text{tr}(H^t X_{p+1:m,:}^t X_{p+1:m,:} H) \right) \\
 E(\text{tr}(A^t A)^2) &= \alpha^4 E \left(\text{tr}(G^t X_{p+1:m,:}^t X_{p+1:m,:} G)^2 \right) \\
 E(\text{tr}(B^t B)^2) &= p^{-2} \cdot E \left(\text{tr}(H^t X_{p+1:m,:}^t X_{p+1:m,:} H)^2 \right) \\
 E(\text{tr}((A^t A)^2)) &= \alpha^4 E \left(\text{tr}((G^t X_{p+1:m,:}^t X_{p+1:m,:} G)^2) \right) \\
 E(\text{tr}((B^t B)^2)) &= p^{-2} \cdot E \left(\text{tr}((H^t X_{p+1:m,:}^t X_{p+1:m,:} H)^2) \right) \\
 E(\text{tr}(B^t A A^t B)) &= p^{-1} \alpha^2 E \left(\text{tr}(H^t X_{p+1:m,:}^t X_{p+1:m,:} G G^t X_{p+1:m,:}^t X_{p+1:m,:} H) \right) \\
 E(\text{tr}(A^t A)\text{tr}(B^t B)) &= p^{-1} \alpha^2 E \left(\text{tr}(G^t X_{p+1:m,:}^t X_{p+1:m,:} G) \text{tr}(H^t X_{p+1:m,:}^t X_{p+1:m,:} H) \right)
 \end{aligned}$$

become by well-known properties of Gaussians,

$$\begin{aligned}
 E(\text{tr}(A^t A)) &= \alpha^2 E \left((m-p) \text{tr}(\Sigma G G^t) \right) \\
 E(\text{tr}(B^t B)) &= p^{-1} E \left((m-p) \text{tr}(\Sigma H H^t) \right) \\
 E(\text{tr}(A^t A)^2) &= \alpha^4 E \left((m-p)^2 \text{tr}(\Sigma G G^t)^2 + 2(m-p) \text{tr}((\Sigma G G^t)^2) \right) \\
 E(\text{tr}(B^t B)^2) &= p^{-2} E \left((m-p)^2 \text{tr}(\Sigma H H^t)^2 + 2(m-p) \text{tr}((\Sigma H H^t)^2) \right) \\
 E(\text{tr}((A^t A)^2)) &= \alpha^4 E \left((m-p) \text{tr}(\Sigma G G^t)^2 + (m-p)(m-p+1) \text{tr}((\Sigma G G^t)^2) \right) \\
 E(\text{tr}((B^t B)^2)) &= p^{-2} E \left((m-p) \text{tr}(\Sigma H H^t)^2 + (m-p)(m-p+1) \text{tr}((\Sigma H H^t)^2) \right) \\
 E(\text{tr}(B^t A A^t B)) &
 \end{aligned}$$

$$\begin{aligned}
&= p^{-1} \alpha^2 E \left((m-p) \text{tr}(\Sigma G G^t) \text{tr}(\Sigma H H^t) + (m-p)(m-p+1) \text{tr}(\Sigma G G^t \Sigma H H^t) \right) \\
&E(\text{tr}(A^t A) \text{tr}(B^t B)) \\
&= p^{-1} \alpha^2 E \left((m-p)^2 \text{tr}(\Sigma G G^t) \text{tr}(\Sigma H H^t) + 2(m-p) \text{tr}(\Sigma G G^t \Sigma H H^t) \right)
\end{aligned}$$

Now expression (13) becomes expression (14), and the above eight expected values can be evaluated using Lemma 5 and plugged into (14), so (13) is a rational function in m and p (plus some big- O terms) which we would like to minimize using calculus. We find it by using Mathematica and plugging in, and we have a polynomial in m and p for the Integrity Metric, which we call it $f(m, p)$. Let $p^*(m)$ satisfy $\frac{\partial}{\partial p} f(m, p^*(m)) = 0$, and we want $\lim_{m \rightarrow \infty} p^*(m)$. Let $g(m, p)$ be the polynomial in m , p , and big- O terms found after calculating $\frac{\partial f}{\partial p}$, factoring, and removing the denominator using Mathematica's **Factor** command. $p^*(m)$ is order m^α for α in $[0, 1]$ by physical constraints, so in the limit we only need to consider the terms in m and p in $g(m, p)$ which could be leading for some α , i.e. the terms $m^j p^k$ for every j such that p^k is the highest order term in p multiplying m^j .

Using Mathematica's **Collect** function over m and p , there are three candidate leading order terms in g , one is order p^9 , one is order $m^2 p^6$, and one is order $m p^7$. If $\frac{2}{3} < \alpha \leq 1$, the order p^9 term dominates, but its coefficient is nonzero, so we cannot solve for $p^*(m)$. If $\alpha = \frac{2}{3}$, the order p^9 term and the order $m^2 p^6$ term co-dominate, and if $p^*(m) = \rho_2 m^{2/3}$, we can solve for ρ by setting the coefficients of these terms to sum to zero. This amounts to solving

$$-2\rho_2^9 \sigma^4 + \rho_2^6 (4n\sigma^4 + 2n^2 \sigma^4) = 0,$$

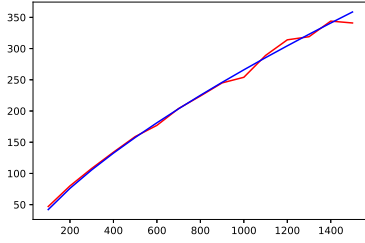
which gives $\rho_2 = n^{1/3}(n+2)^{1/3}$. We would like to use more terms to gain more accuracy, so we plug in $p^*(m) = \rho_2 m^{2/3} + q$ in to $g(m, p)$ in Mathematica and find $q^*(m) = \rho_1 m^\beta$ in the same way. Using **Collect** over m and q in Mathematica again, the leading order terms are orders q^5 , $m^{2/3} q^3$, $m^2 q^2$, $m^{8/3} q$, and m^3 , and for q strictly less than order two-thirds in m , $m^{8/3} q$ may dominate, but it alone does not depend on ρ_1 and therefore diverges as m grows in this case. Making $\beta = \frac{1}{3}$ equates the $m^{8/3} q$, and m^3 terms, and hence

$$q^*(m) = -\frac{2n(1+n)}{3(n(2+n))^{1/3}} \cdot m^{1/3},$$

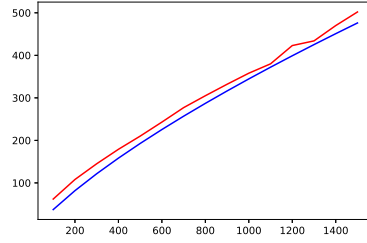
and the result follows. \square

4 Computational Evidence

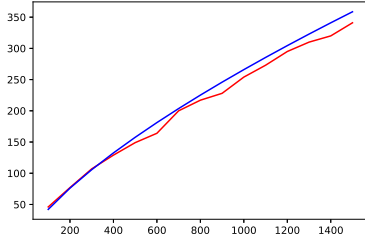
For small m and n , it is possible to find $p^*(m)$ computationally and compare it to the first two terms of the formula given in Theorem 6. For each panel in Figures 1 and 2, n , c , σ , and α are chosen (see the caption), Σ is one positive definite matrix generated randomly, and the following is done 10^5 times: b , ϵ , and X are sampled randomly and the Integrity Metric is approximated via the Law of Large Numbers for every value of p ranging from n to m . The minimizing p is chosen, and it is taken to be $p^*(m)$, plotted in red. Note that convergence is slow since taking an arg min of a random quantity is inaccurate.



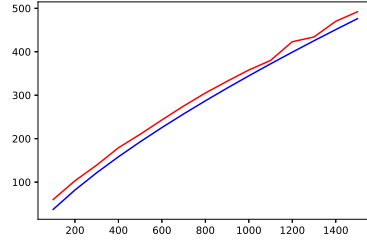
(a) Panel 1.



(b) Panel 2.



(c) Panel 3.



(d) Panel 4.

Fig. 1: Odd numbered panels have $n = 5$, even numbered panels have $n = 10$, all have $c = 0.1$. The first two panels have $\sigma = 0.1$, the second two have $\sigma = 0.2$. All have $\alpha = 2$. Analytic computation in blue, numerical in red.

5 Discussion

We have shown that the author’s previous result in [2], that training set sizes are $O(m^{2/3})$ where m is the number of data points, is resilient to the addition of ridge regularization, in the first result of its kind. It seems very likely that this is a general rule for linear models, but tree-based models and deep learning models may work differently. Future research should establish whether this phenomenon holds for these nonlinear models.

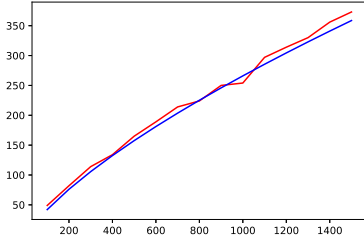
Declarations

Funding

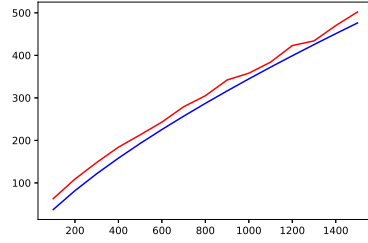
Not applicable.

Conflicts of Interest

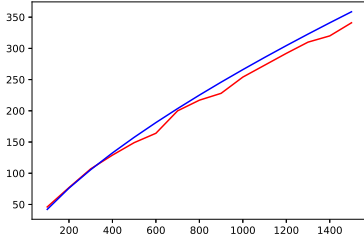
None.



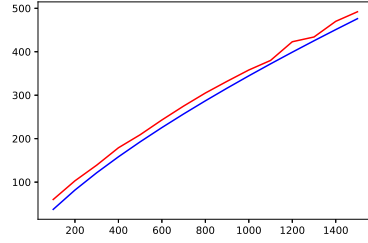
(a) Panel 5.



(b) Panel 6.



(c) Panel 7.



(d) Panel 8.

Fig. 2: Odd numbered panels have $n = 5$, even numbered panels have $n = 10$, all have $c = 0.1$. The first two panels have $\sigma = 0.1$, the second two have $\sigma = 0.2$. All have $\alpha = 4$. Analytic computation in blue, numerical in red.

Ethics Approval

Not applicable.

Consent to Participate

Not applicable.

Consent for Publication

Not applicable.

Availability of Data and Materials

Not applicable.

Code Availability

Code is available upon request.

Authors' Contributions

This article is solely the work of its one author.

Declarations

Funding

Not applicable.

Conflicts of Interest

None.

Ethics Approval

Not applicable.

Consent to Participate

Not applicable.

Consent for Publication

Not applicable.

Availability of Data and Materials

Not applicable.

Code Availability

Code is available upon request.

Authors' Contributions

This article is solely the work of its one author.

References

- [1] Milton Abramowitz and Irena A. Stegun, *Handbook of Mathematical Functions With Formulas, Graphs, and Mathematical Tables*, National Bureau of Standards, Applied Mathematics Series 55, June, 1964.
- [2] A. Dubbs. Test Set Sizing Via Random Matrix theory. *Operations Research Forum*. Volume 5, article number 17, (2024).
- [3] G. Hillier and R. M. Kan. Moments of a Wishart matrix. *J. Quant. Econ.*, 19 (Suppl 1):S141–S162, 2021.

- [4] Arthur E. Hoerl and Robert W. Kennard, “Ridge Regression: Biased Estimation for Nonorthogonal Problems,” *Technometrics*, Vol. 12, No. 1, February 1970.
- [5] Holgersson, T.; Pielaszkiewicz, J. A Collection of Moments of the Wishart Distribution. In *Recent Developments in Multivariate and Random Matrix Analysis*; Holgersson, T., Singull, M., Eds.; Springer: Cham, Switzerland, 2020; pp. 147–162.
- [6] Dietrich von Rosen, “Moments for the Inverted Wishart Distribution,” *Scandinavian Journal of Statistics*, 1988, Vol. 15, pp. 97–109.
- [7] Shai Shalev-Shwartz and Shai Ben-David, *Understanding Machine Learning: From Theory to Algorithms*, Cambridge University Press, 2014.