

# Non-Hermitian band topology in twisted bilayer graphene aligned with hexagonal boron nitride

Kamalesh Bera <sup>1,2,\*</sup>, Debasish Mondal <sup>1,2,†</sup>, Arijit Saha <sup>1,2,‡</sup> and Debashree Chowdhury <sup>3,§</sup>

<sup>1</sup>*Institute of Physics, Sachivalaya Marg, Bhubaneswar-751005, India*

<sup>2</sup>*Homi Bhabha National Institute, Training School Complex, Anushakti Nagar, Mumbai 400094, India*

<sup>3</sup>*Centre for Nanotechnology, IIT Roorkee, Roorkee, Uttarakhand 247667, India*

Utilizing the established Bistritzer-MacDonald model for twisted bilayer graphene (tBLG), we theoretically investigate the non-Hermitian (NH) topological properties of this in the presence of non-reciprocal (NR) hopping on both layers and hexagonal boron nitride (hBN) induced mass term incorporated only on the top layer of the tBLG system. It is well known that the hBN mass term breaks the  $C_2$  symmetry of tBLG and gaps out the Dirac cones inducing a valley Hall insulating phase. However, when NR hopping is introduced, this system transits into a NH valley Hall insulator (NH-VHI). Our analysis reveals that, in the chiral limit, the bandwidth of the system vanishes under NH effects for a wide range of twist angles. Such range can be visibly expanded as we enhance the degree of non-Hermiticity ( $\beta$ ). At the magic angle, we observe that enhancement of  $\beta$  inflates the robustness of the gapless Dirac points, requiring a progressively larger mass term to induce a gap in the NH tBLG system. Additionally, for a fixed NH parameter, we identify a range of twist angles where gap formation is significantly obstructed. To explore the topological aspects of the NH tBLG, we analyze the direct band gap in the Moiré Brillouin zone (mBZ) and compute the Chern number for the NH system. We find that the corresponding topological phase transitions are associated with corresponding direct band gap closings in the mBZ.

PACS numbers:

## I. INTRODUCTION

Hermiticity is one of the crucial aspects of quantum mechanics, where it is postulated that each observable should be associated with a Hermitian operator. However, in systems where the exchange of energy and particles with the environment is allowed, a violation of the probability conservation is observed, and the operators are no longer Hermitian [1]. Non-Hermiticity is a natural consequence in photonic systems [2], and it has been known for a long time. However, the concept of non-Hermiticity in condensed matter systems is relatively new and presents a fertile ground for exploring interesting physical phenomena related to topology. The properties that make non-Hermitian (NH) systems unprecedented, include the appearance of unique degeneracy, coined as exceptional degeneracy, where, apart from the merging of eigenenergies, the eigenfunctions also merge. Capturing new topological phases in NH systems and the interplay between non-Hermiticity and topology has become a major frontier of research in condensed matter physics [3–7]. Beyond theoretical interest, NH topology also holds promising practical applications, such as enabling exponentially precise sensors, amplifiers, and light funnels [8–10]. While most experimental observations of NH topological phases have so far been explored

based on ultracold atoms and optical systems [11–13], a very recent experiment has also identified this phase in a condensed matter system [14]. Topology in condensed matter physics began flourishing after the discovery of the quantum Hall effect [15]. Over time, the discovery of other topological systems, such as topological insulators [16], topological semimetals [17], and Weyl semimetals [18] etc., have followed. The exploration of NH topological phases in these systems is already being demonstrated [19–22]. The search for new topological phases in NH systems remains one of the primary focus areas in contemporary research.

On the other hand, as far as two-dimensional (2D) materials are concerned, the electronic structure of a single-layer graphene can be enormously modified when the graphene layers are stacked on top of each other (also known as van der Waals heterostructures) [23]. Once the two layers of graphene are twisted by a small angle, a Moiré pattern emerges [24] in the real space geometry. The twisted systems are not only highly tunable but can also be fabricated using different types of lattices [25–27] and various stacking configurations [28–33]. In Recent years, Moiré systems have emerged as a highly compelling field of study due to their capacity to manifest a diverse array of exotic physical phenomena, ranging from topology to strong electron correlation [34–46]. Importantly, these crucial physical properties are pronounced near various discrete values of twist angles, known as the magic angles, the first of which is reported to be around  $1.05^\circ$  for twisted bilayer graphene (tBLG). Initial investigations on tBLG theoretically predicted the presence of low-energy flat bands [47–51], which were later observed experimentally [34, 44].

\*Electronic address: [kamalesh.bera@iopb.res.in](mailto:kamalesh.bera@iopb.res.in)

†Electronic address: [debashish.m@iopb.res.in](mailto:debashish.m@iopb.res.in)

‡Electronic address: [arijit@iopb.res.in](mailto:arijit@iopb.res.in)

§Electronic address: [debashreephys@gmail.com](mailto:debashreephys@gmail.com)

While the appearance of flat bands at different magic angles and their impact have been extensively studied in different systems [52–60], the NH tBLG and its topological properties remain a less explored avenue [61, 62]. Very recently, Ref. [61] analyzed the emergence of exceptional magic angles (EMAs) in tBLG considering only the low energy bands in the presence of non-reciprocal (NR) hopping, which introduces non-Hermiticity into the system. Although the role of non-Hermiticity in modifying the magic angles is discussed, the topological aspects of the system remain unaddressed. Furthermore, it is unclear how the emergent flat bands (FBs) at the magic angle in the full Bistritzer-MacDonald (BM) model evolve under NH effects. This motivates us to ask the following intriguing questions: (a) can we identify the EMAs in the full BM model? (b) can we engineer NH topology in this system? (c) if so, how do the EMAs affect the topology in both the chiral and non-chiral limits? Additionally, (d) how do varying twist angles and the strength of non-Hermiticity influence the system’s topology even in presence of hexagonal boron nitride (hBN) substrate?

In this article, we intend to answer the above mentioned questions and for that we propose a model Hamiltonian to realize a NH topological phase in tBLG by introducing non-reciprocal (NR) tunneling in each layer. The FBs in tBLG are gapless at the Dirac points of the Moiré Brillouin zone (mBZ) and are protected by  $C_2T$ -symmetry (where  $C_2$  represents the two-fold rotation and  $T$  denotes the time reversal operation). Breaking this symmetry can open up a gap in the FBs, transforming them into a topologically non-trivial phase. One possible approach for breaking  $C_2$ -symmetry is to align one layer of graphene with hBN, which induces a mass gap in the FBs and leads to a topological state [63, 64]. First, we analyze the NH band dispersion for both untwisted bi-layer graphene (BLG) and tBLG at different values of non-Hermiticity and hBN-induced mass term. From the behavior of the band gap over the BZ, we observe the emergence of a nodal line in the presence of non-Hermiticity in both BLG and tBLG. In the latter part of our study, we compute the FB bandwidth and identify the non-Hermiticity induced magic angles as a function of inter-layer coupling and non-Hermiticity strength in tBLG. Finally, we investigate the system’s topological properties by computing two key quantities: the direct band gap and the Chern number. Through several phase diagrams, we examine the interplay between non-Hermiticity and topology, finding that non-Hermiticity generally suppresses topological behavior. The direct band gap features are further supported by Chern number calculations, confirming that the gapped regions correspond to a NH valley Hall insulating phase. Results for both the chiral and non-chiral limits of tBLG are discussed throughout our analysis.

The remainder of this paper is organized as follows. In Sec. II, we introduce our model Hamiltonian in the presence of NH ingredients for both tBLG and BLG. In Sec. III, we present the electronic band dispersion of the

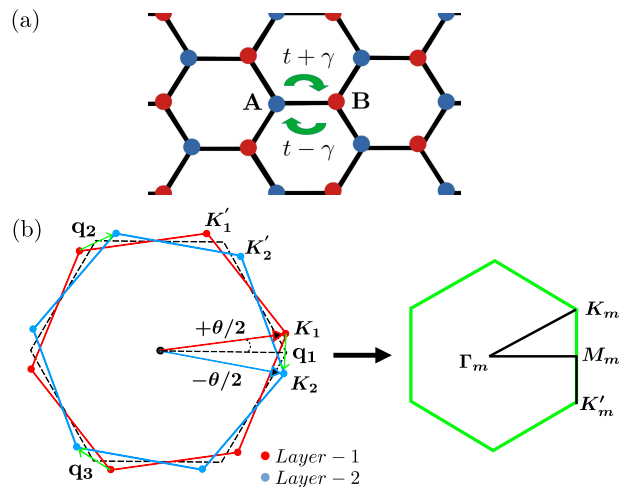


FIG. 1: (a) Schematic diagram of the single layer graphene with NR hopping  $[(t + \gamma)$  and  $(t - \gamma)]$  between the nearest neighbour lattice sites (b) Two hexagons (red and cyan) indicate layer-1 and layer-2 of the single layer graphene rotated by  $+\theta/2$  and  $-\theta/2$  respectively. This rotational misalignment gives rise to three distinct momenta ( $\mathbf{q}_1, \mathbf{q}_2, \mathbf{q}_3$ ) at three equivalent Dirac points of the single layer graphene via which the two layers couple to each other. These three momenta form the mini Brillouin zone (highlighted by the green hexagon) as directed by an arrow. The black line over the mBZ manifests the high symmetry path we follow to establish the band dispersions of the twisted system.

NH-tBLG and NH-BLG. In Sec. IV, we discuss the FB bandwidth and identify NH magic angles for different strengths of non-Hermiticity. Sec. V is devoted to the discussion of topological properties of the NH-tBLG by calculating the direct band gap and Chern number for different parameter values. Finally, we summarize and conclude our paper in Sec. VI.

## II. MODEL

In this section, we briefly discuss the construction of the model Hamiltonians for NH-BLG and NH-tBLG.

### A. NH-tBLG

When two layers of graphene are stacked and slightly rotated by an angle  $\theta$ , they form tBLG. Further, we stack a hBN substrate on top of tBLG in a way that the top layer of graphene remains aligned with the hBN layer (i.e., the angle between the top graphene layer and hBN layer is approximately zero). To investigate the effects of non-Hermiticity in this twisted system, we introduce NR hopping within each layer of tBLG. The final Hamilto-

nian can be written as,

$$H_{\text{tBLG-hBN}}^{\text{NH}} = H_{\text{tBLG}} + H_{\text{hBN}} + H_{\text{NH}} , \quad (1)$$

where,  $H_{\text{tBLG}}$ ,  $H_{\text{hBN}}$  and  $H_{\text{NH}}$  represent the model Hamiltonians for tBLG, effect of hBN induced mass, and the effects due to non-Hermiticity, respectively. Below, we discuss each of these terms in more detail.

To explore the low-energy physics at small twist angles, we employ the continuum model developed by Bistritzer and MacDonald (BM) [47]. The corresponding Hamiltonian is given by,

$$H_{\text{tBLG}} = \sum_{\mathbf{k}} \sum_{\alpha=t,b} \psi_{\alpha}^{\dagger}(\mathbf{k}) h_0^{\xi}(\theta_{\alpha}) \psi_{\alpha}(\mathbf{k}) + \sum_{j=1,2,3} \psi_t^{\dagger}(\mathbf{k} + \mathbf{q}_j) T_j^{\xi} \psi_b(\mathbf{k}) + H.c. , \quad (2)$$

where, the low-energy Dirac Hamiltonian for each graphene layer can be expressed as,

$$h_0^{\xi}(\theta_{\alpha}) = \begin{pmatrix} 0 & -\hbar v_H k_{-}^{\xi}(\theta_{\alpha}) \\ -\hbar v_H k_{+}^{\xi}(\theta_{\alpha}) & 0 \end{pmatrix} . \quad (3)$$

Here,  $k_{\pm}^{\xi} = \xi k_x \pm i k_y$  with  $\xi = \pm 1$  denotes valley- $K$  and  $K'$  of the single layer graphene. Also,  $v_H$  corresponds to the Fermi velocity of the low energy Dirac quasiparticles in the graphene layers, the subscript ' $H$ ' stands for Hermiticity. Note that,  $\psi_{\alpha}$  is a two component spinor in the basis of  $A$ - and  $B$ -sublattices of each layer of graphene and  $\alpha = t, b$  represents the top and bottom layer of the tBLG, respectively. Also,  $\mathbf{k}(\theta) = R(\theta)\mathbf{k}$ , with  $R(\theta)$  being the rotation matrix (by an angle  $\theta$ ) in 2D and  $\theta_{\alpha} = \pm\theta/2$  denote the twist angles respectively for top and bottom layers of tBLG. The inter-layer tunnelling matrices can be written as,

$$T_1^{\xi} = \begin{pmatrix} u & u' \\ u' & u \end{pmatrix} , \quad T_2^{\xi} = \begin{pmatrix} u & u' \omega^{-\xi} \\ u' \omega^{\xi} & u \end{pmatrix} , \quad T_3^{\xi} = \begin{pmatrix} u & u' \omega^{\xi} \\ u' \omega^{-\xi} & u \end{pmatrix} . \quad (4)$$

These interlayer terms (i.e.,  $T_1^{\xi}, T_2^{\xi}, T_3^{\xi}$ ) couple the two layers of tBLG through the Moiré basis vectors (i.e.,  $\mathbf{q}_1, \mathbf{q}_2, \mathbf{q}_3$ ), which arise due to the misalignment of the BZs of the individual graphene layers (as shown in Fig. 1(b)). Here,  $u$  and  $u'$  denote the tunneling amplitudes between AA/BB and AB/BA sublattices, respectively and  $\omega = e^{2\pi i/3}$ , with  $2\pi/3$  being the angle between three basis vectors of the Moiré BZ respectively. In the limiting case where the interlayer tunneling amplitude between identical sublattices (i.e., AA/BB) vanishes (i.e.,  $u = 0$ ), the model acquires chiral symmetry. In this idealized limit, the two quasi-flat bands become degenerate and perfectly flat at specific twist angles [53, 65].

The mass term induced by the coupling between the top graphene layer and the hBN substrate (while neglecting any coupling with the bottom graphene layer) can be expressed as:

$$H_{\text{hBN}} = M_0 \sum_{\mathbf{k}} \psi_t^{\dagger}(\mathbf{k}) \sigma_z \psi_t(\mathbf{k}) , \quad (5)$$

where,  $\sigma_z$  denotes the Pauli matrix in the sublattice space.

To incorporate the effects due to non-Hermiticity, we introduce a NR nearest-neighbor hopping term in each layer of graphene. In the tight-binding model of a single-layer graphene, the hopping amplitudes between the  $A$ - and  $B$ -sublattices are considered to be asymmetric: the forward hopping is given by  $(t + \gamma)$  while the reverse hopping is  $(t - \gamma)$ , as illustrated in Fig. 1(a). Thus the low-energy model near the Dirac point, associated with the NH contribution, can be obtained as follows:

$$h_{\text{NH}}^{\xi} = \begin{pmatrix} 0 & -\hbar v_{\text{NH}} k_{-}^{\xi} \\ \hbar v_{\text{NH}} k_{+}^{\xi} & 0 \end{pmatrix} , \quad (6)$$

where,  $v_{\text{NH}} = 3\gamma/2a$  and  $v_H$  in Eq. (3) is  $3t/2a$ . Hence, we define a dimensionless parameter  $\beta = v_{\text{NH}}/v_H$  to quantify the effect of non-Hermiticity.

Finally, we express the effect of the non-Hermitian Hamiltonian term as follows:

$$H_{\text{NH}} = \sum_{\mathbf{k}} \sum_{\alpha=t,b} \psi_{\alpha}^{\dagger}(\mathbf{k}) h_{\text{NH}}^{\xi}(\theta_{\alpha}) \psi_{\alpha}(\mathbf{k}) . \quad (7)$$

In our calculations, we consider  $\hbar v_H/a = 2135.4$  meV [49, 66], with  $a = 0.246$  nm being the lattice constant of graphene. Throughout this paper, unless otherwise specified, we use  $u = 79.7$  meV and  $u' = 97.5$  meV [48, 49, 67, 68].

## B. NH-BLG

Following the same approach, we can now construct the tight-binding model Hamiltonian for the untwisted BLG [66], incorporating NR hopping and the hBN-induced mass term as:

$$H_{\text{BLG-hBN}}^{\text{NH}} = \begin{pmatrix} h_t & h_{\text{int}} \\ h_{\text{int}}^{\dagger} & h_b \end{pmatrix} , \quad (8)$$

where the top layer of BLG, coupled to hBN and including NR hopping, is described as,

$$h_t = \begin{pmatrix} M_0 & -(t + \gamma)f_p \\ -(t - \gamma)f_p^* & -M_0 + \Delta \end{pmatrix} . \quad (9)$$

On the other hand, the bottom layer of BLG can be described as,

$$h_b = \begin{pmatrix} \Delta & -(t + \gamma)f_p \\ -(t - \gamma)f_p^* & 0 \end{pmatrix} , \quad (10)$$

The interlayer coupling between the two layers is given as,

$$h_{int} = \begin{pmatrix} t_4 f_p & -t_3 f_p^* \\ t_1 & t_4 f_p \end{pmatrix}, \quad (11)$$

where,  $f_p = 1 + 2\exp(-i3p_y/a) + \cos(\sqrt{3}p_x a/2)$  and  $p_x$  and  $p_y$  are the two crystal momentum along  $x$  and  $y$  directions respectively. In the above (Eq. (11)),  $t_3$  and  $t_4$  correspond to the trigonal warping and particle-hole asymmetry terms in BLG, respectively. The parameter  $\Delta$  accounts for the distinction between dimer and non-dimer sites in BLG.

### III. ELECTRONIC BAND SPECTRUM

In this section, we discuss the electronic band spectrum of both untwisted BLG and tBLG in presence of NR hopping and hBN induced mass term.

#### A. NH-BLG

Before discussing the tBLG, let us first discuss the untwisted case i.e., the BLG. In Fig. 2, we show the band structure of the BLG to understand the impact of NR hopping present in each layer and hBN mass term induced on the top layer only. We fix the same parameter ( $t$ ,  $\Delta$ ,  $t_1$ ,  $t_3$ ,  $t_4$ ) values, as mentioned in the previous section, for analysing the band structure. We diagonalise the Hamiltonian in Eq. (8) and depict the band dispersions in Fig. 2 along the path  $K' - \Gamma - K$  considered in the original hexagonal BZ of graphene.

At first we focus on the band structure of BLG in the absence of both the NR hopping and mass term (i.e.  $\beta = M_0 = 0$ ), which is presented in Fig. 2(a). As the strength of the NR hopping  $\gamma$  increases, the band degeneracy gets augmented. Between the  $K$  and  $K'$  points, the four bands form a pair of doubly degenerate bands. On the other hand, before  $K$  and after  $K'$ , two out of the four bands move towards the charge neutral point and become degenerate. For example, in Fig. 2(b) we show-case the bands (real part of the dispersion) for the non-Hermiticity strength  $\beta = 0.9$  with no hBN induced mass (i.e.,  $M_0 = 0$ ). The band degeneracy near the charge neutral point before  $K$  and after  $K'$  point is reflected as a nodal ring in the hexagonal BZ when we investigate the band gap on the entire BZ. Here, the band gap is defined as the difference between the first conduction band and the first valence band. In Figs. 3(a) and (b) we illustrate the band gap on the BZ respectively for  $\beta = 0$  and  $\beta = 0.9$ . As the strength of non-Hermiticity ( $\beta$ ) increases, we observe that the Dirac points gradually smear and eventually form a ring, as shown in Fig. 3(b). Finally, in Fig. 2(c) we turn on the mass term to open up a band gap while NR hopping is present (i.e.,  $\beta = 0.9$ ). We observe that at  $M_0 = 1$  eV a gap opens and before  $K$  and after  $K'$  the bands become non-degenerate.

In Figs. 2(d)-(f), we show the corresponding imaginary parts of the band dispersions, while the real parts are displayed in Figs. 2(a) - (c).

#### B. NH-tBLG

Since we are interested in studying the effect of non-Hermiticity on the low energy flat bands of the tBLG, we confine ourselves to the smaller twist angles and display the band dispersion near the magic angle (i.e.,  $\theta = 1.05^\circ$ ). In Fig. 4 we show the electronic band dispersion of the tBLG, around valley- $K$ . Since valley- $K'$  is just the time reversal partner we didn't show the bands for that as the essential physics due to non-Hermiticity and induced mass remain same as valley- $K$ . Diagonalizing Eq. (1) we plot the bands along the high symmetry line  $K_m - \Gamma_m - M_m - K'_m$  on the Moiré brillouin zone (mBZ) for different values of the NR hopping strength ( $\beta$ ) and hBN induced mass term ( $M_0$ ).

In Fig. 4(a), we depict the first conduction and valence bands (i.e., the flat bands) of tBLG for  $\beta = M_0 = 0$ . These flat bands remain gapless at the Dirac points  $K_m$  and  $K'_m$  and the gapless nature is protected by  $C_2T$ -symmetry. When we introduce non-Hermiticity into the system, we observe that the bandwidth of the FBs drastically decreases. It is important to note that, except in two small regions, the flat bands become degenerate along the entire high-symmetry line. This can be seen in Fig. 4(b), where the real part of band spectrum for  $\beta = 0.1$  and  $M_0 = 0$  is presented. As a result, the corresponding density of states peaks near the charge-neutral point, resembling a Dirac delta function (see the discussion on the density of states in Appendix. A for further insight). With the higher values of  $\beta$ , the flat bands become even flatter, and other bands move closer to the charge neutral point. Similar to BLG, we consider plotting the band gap on the mBZ for tBLG as well (see Fig. 3(c) and (d) respectively) for  $\beta = 0$  and  $\beta = 0.1$  without any induced mass term. A nodal-line like structure, arising from the presence of non-Hermiticity (i.e.,  $\beta = 0.1$ ), is observed in this case as well. Finally, we turn on the hBN induced mass term to lift the band degeneracy and create a band gap. It is observed that any small finite value of the mass does not separate the bands rather it depends on the NR hopping strength ( $\beta$ ), which is discussed more elaborately in Sec. V. Here, in Fig. 4(c) we show the bands to completely separated for a induced mass value of  $M_0 = 20$  meV (at  $\beta = 0.1$ ). Figs. 4(d) - (f) represent the imaginary parts of the band dispersions corresponding to the Fig. 4(a) - (c), the real parts of the band dispersions.

### IV. EXCEPTIONAL MAGIC ANGLES

In this section, we briefly discuss the role of non-Hermiticity on magic angles in tBLG. Importantly, one



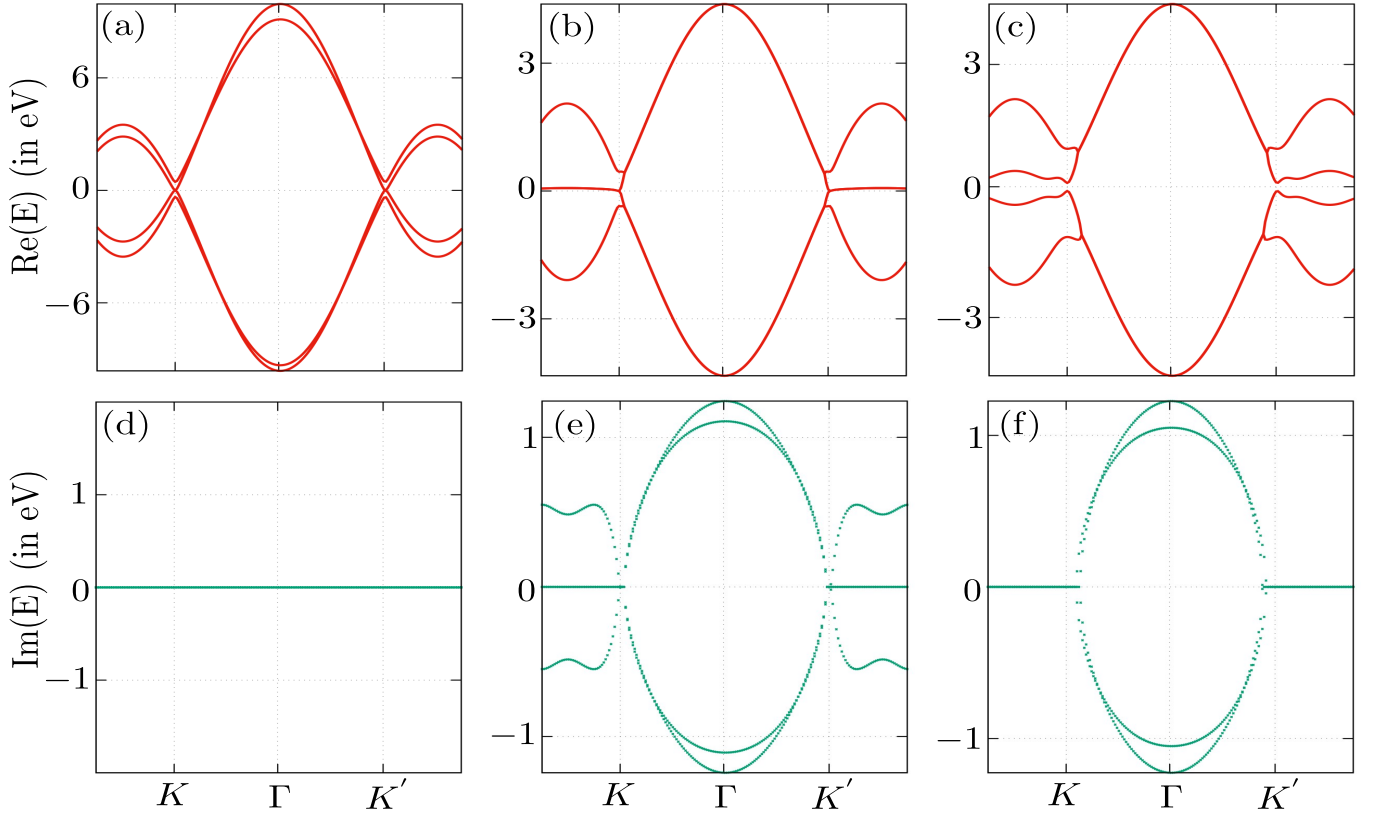


FIG. 2: Energy spectra of untwisted NH-BLG is presented incorporating non-reciprocity in the nearest neighbor hopping. The band structures are depicted along the corner ( $K$  and  $K'$ ) and center ( $\Gamma$ ) of the hexagonal BZ. The  $\text{Re}(E)$  (upper panel) and  $\text{Im}(E)$  (lower panel) spectra have been shown for different values of the non-Hermiticity ( $\beta$ ) and h-BN induced mass ( $M_0$ ) terms. In panel (a),  $\beta = 0$  and  $M_0 = 0$  i.e., this corresponds to the Hermitian limit, in panel (b)  $\beta = 0.9$  and  $M_0 = 0$ , two bands out of four become degenerate before valley- $K$  and after valley- $K'$  and the band width also decreases. Finally, in panel (c)  $\beta = 0.9$  and  $M_0 = 1$  eV and the bands become gapped.

can note a intriguing type of NH magic angles called exceptional magic angle (EMA) in case of NH-tBLG, as explored in a previous study [61]. While the earlier work utilized the eight band BM model and analytically calculated the effective Fermi velocity for the NH case, here we employ the full BM model and identify different magic angles based on the flat band bandwidth [53, 60]. We define the FB width as,

$$W = \max_{\mathbf{k}} [\text{Re}(E_1(\mathbf{k}))] - \min_{\mathbf{k}} [\text{Re}(E_{-1}(\mathbf{k}))] \in \text{mBZ}, \quad (12)$$

i.e., the difference between maxima of first conduction band ( $E_1(\mathbf{k})$ ) and minima of first valence band ( $E_{-1}(\mathbf{k})$ ), considering the real part of the bands only.

In Fig. 5, we depict the bandwidth of FBs ( $W$ ) as a function of the twist angle ( $\theta$ ) for different values of the NR hopping strength ( $\beta$ ). In Fig. 5(a), we first examine the chiral limit (i.e.,  $u = 0$ ), where we find that for a small NR hopping strength ( $\beta = 0.1$ , shown as a black solid line), the bandwidth of the flat bands ( $W$ ) decreases with reducing twist angle ( $\theta$ ) and eventually approaches to zero. Note that, in contrast to the Hermitian case, where the bandwidth vanishes at a specific

twist angle, for  $\beta = 0.1$  the bandwidth remains zero over a range of twist angles, forming a plateau-like structure. The starting and ending points of these plateaus are referred to as the EMAs, as the effective velocity boils down to zero at these points [61]. Additionally, we note that as  $\beta$  increases- as indicated in Fig. 5 by the colors purple, green, blue, and red corresponding to  $\beta = 0.2$ ,  $\beta = 0.3$ ,  $\beta = 0.4$ , and  $\beta = 0.5$ , respectively- the width of the plateau gradually increases. On the other hand, Figs. 5(b)-(d) showcase the results for the non-chiral limit, corresponding to  $u = 25, 50, 79.7$  meV, respectively. While each individual plot exhibits a similar trend with increasing  $\beta$ , we observe that as we jump from the chiral to the non-chiral limit, the size of the plateau progressively decreases. Eventually, in the non-chiral limit, the behavior resembles that of the Hermitian case, where the bandwidth vanishes almost at a single point, as can be seen in Fig. 5(d) where  $u$  is chosen to be the largest in magnitude.

For completeness, we also explore the following two cases: (a) considering NR hopping only in one layer of tBLG, and (b) considering NR hopping in the interlayer coupling. In the first case, we observe similar behavior

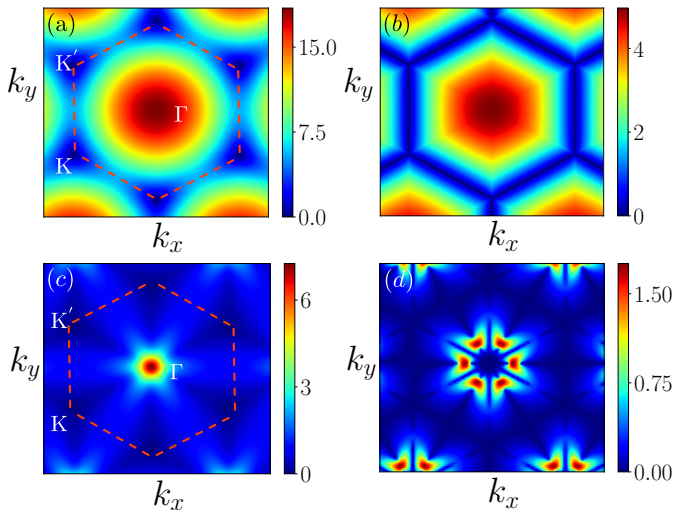


FIG. 3: Density plots for the band gap (in meV) are depicted in the  $k_x - k_y$  plane within the BZ. In the upper panel (i.e., panels (a) and (b)) we show the band gap for untwisted BLG choosing different values of the NR hopping strength ( $\beta = 0$  and  $\beta = 0.9$  respectively) and observe to form a nodal line due to non-Hermiticity. In the lower panel we display the band gap for  $\beta = 0$  and  $\beta = 0.1$  respectively for panels (c) and (d) and observe similar nodal line for tBLG when  $\beta \neq 0$ .

to that discussed in the previous paragraph. However, in the latter case, no EMA appears; instead, the existing magic angle merely shifts. We discuss this scenario in more detail in Appendix B.

## V. TOPOLOGICAL PROPERTIES

To characterize the topological band properties of the system, we focus on two key quantities: the direct band gap and a topological invariant. Below, we define these quantities and present our findings. Unlike tBLG, in untwisted BLG, opening a mass gap does not lead to a topological phase. In tBLG, the low-energy effective model lacks inter-valley scattering, resulting in valley degeneracy. When the Hamiltonian is formulated around a specific valley, time-reversal symmetry is effectively broken due to the valley-selective description. As a result, when a band gap opens, a finite valley Chern number emerges, indicating a nontrivial topological phase. In contrast, for BLG (see the full tight-binding model in Eq. (8)), inter-valley scattering is present. Therefore, even when a band gap is introduced, the system does not develop topological characteristics and instead remains a trivial band insulator. Thus, the NH-BLG with a mass term induced by hBN also remains a trivial band insulator, rather than becoming a topological insulator.

### A. Direct Band Gap

Before computing any topological invariant first we investigate the direct band gap closings between the first valence band and the first conduction band of tBLG. As it is well known that presence of a direct band-gap closing transition indicates a probable topological phase transition. Here we define the direct band gap as following,

$$\delta_{\text{dir}} = \min_{\mathbf{k}} [\text{Re}(E_1(\mathbf{k})) - \text{Re}(E_{-1}(\mathbf{k}))] \in \text{mBZ} . \quad (13)$$

where,  $\text{Re}(E_{-1}(\mathbf{k}))$ ,  $\text{Re}(E_1(\mathbf{k}))$  correspond to the real part of first valence and first conduction band respectively at momentum  $\mathbf{k}$ .

In Fig. 6 we present the results for the direct band gap in order to understand the effects of NR hopping strength ( $\beta$ ), twist angle ( $\theta$ ), interlayer coupling strength ( $u$ ) and hBN induced mass ( $M_0$ ). At first we consider the phenomena near the magic angle (i.e.,  $\theta = 1.05^\circ$ ) and calculate the direct band gap in the  $M_0 - \beta$  plane. We observe that with the increasing NR hopping strength the required hBN induced mass needed to create a band gap increases in NH-tBLG and the nature is also linear as can be seen from Fig. 6(a). In Figs. 6(b) and (c), we depict the direct band gap in the  $M_0 - \theta$  plane to analyze the gap profile for two different NR hopping strengths,  $\beta = 0.2$  and  $0.5$ , respectively. It is evident from the plots that as  $\beta$  increases, the gapless regions expand in that plane. In other words, there exists a range of twist angles for which obtaining a band gap becomes gradually difficult, even with large values of the hBN-induced mass term. Moreover, the width of this angular range grows with increasing NR hopping strength. However, note that, for small values of  $M_0$  and  $\beta$ ,  $\theta$  can drive a topological phase transition in the band (see Fig. 6(b)). At this point, we also examine the band structure in presence of non-Hermiticity and find that while the induced mass act almost linearly at Dirac points, it doesn't act in the similar way in other high symmetry points, leading to such gapless regions. On the other hand, there are regions in the direct band gap profile where the effect of non-Hermiticity is suppressed, and even a small hBN-induced mass is sufficient to open a gap. In fact, any twist angle beyond the dome-shaped gapless regions (shown in dark blue in Fig. 6(b) and (c)) exhibits this characteristic behavior. As an example, in Fig. 8(a), we show the direct band gap on the  $M_0 - \beta$  plane for  $\theta = 2.0^\circ$ , and interestingly, we observe that increasing  $\beta$  no longer affects the band gap. Finally, we attempt to understand the effect of the interlayer coupling strength between the AA/BB sub-lattices (i.e.,  $u$ ). We plot the direct band gap in the  $M_0 - u$  plane for  $\beta = 0.2$  (shown in Fig. 6(d)). Interestingly, one notes that the height of such gapless region decreases as we translate from the chiral ( $u = 0$ ) to non-chiral ( $u \neq 0$ ) limit, i.e., the non-chiral limit is more accessible to induce a mass gap as compared to the chiral limit.

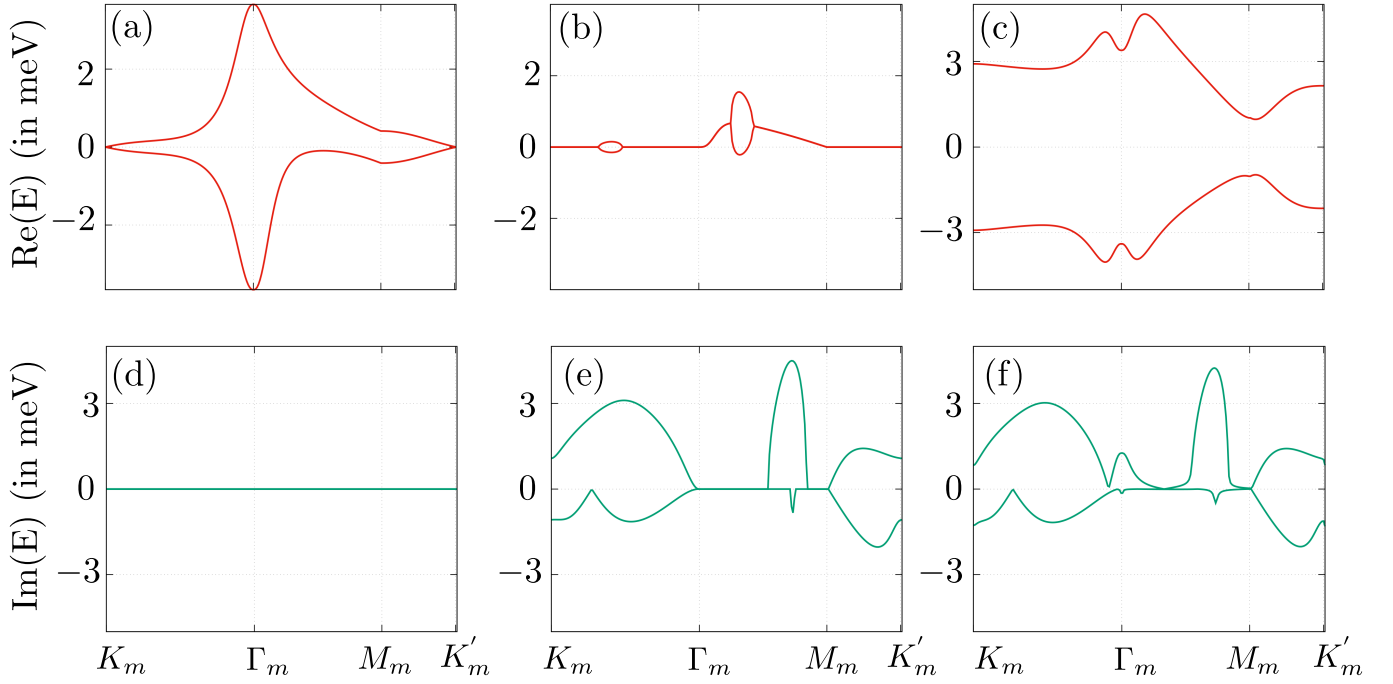


FIG. 4: Energy spectra of NH-tBLG is presented with non-reciprocity in the nearest neighbor hopping. The band structures are depicted along the high symmetry path of the  $K_m - \Gamma_m - M_m - K'_m$  of mBZ. The  $\text{Re}(E)$  (upper panel) and  $\text{Im}(E)$  (lower panel) spectra have been demonstrated for different values of the non-Hermiticity ( $\beta$ ) and h-BN induced mass ( $M_0$ ) terms. In panel (a), we choose  $\beta = 0$  and  $M_0 = 0$  i.e., the Hermitian model and the tBLG flat bands are obtained. In panel (b)  $\beta = 0.1$  and  $M_0 = 0$ , the two bands become degenerate along the high symmetry lines and the band width decreases drastically. The panel (c) is presented for  $\beta = 0.1$  and  $M_0 = 20$  meV, where the FBs are separated from each other and become gapped.

### B. Chern Number

To appropriately characterize the topological phases, we calculate a topological invariant, in this context the NH generalization of Chern number [6, 7]. The NH version of the Chern number can be defined over the mBZ for an energy band. For a separable band of energy  $E_n$ , the Chern number is defined as,

$$C_n^{\mu\nu} = \frac{1}{2\pi} \int_{\text{mBZ}} d^2\mathbf{k} \epsilon_{ij} i \langle \partial_i \psi_n^\mu(\mathbf{k}) | \partial_j \psi_n^\nu(\mathbf{k}) \rangle, \quad (14)$$

where,  $\epsilon_{ij} = -\epsilon_{ji}$  and  $|\psi_n^\nu(\mathbf{k})\rangle$ 's are the eigenvectors with the normalization condition,  $\langle \psi_n^\mu(\mathbf{k}) | \psi_n^\nu(\mathbf{k}) \rangle = 1$ . Here,  $\mu, \nu$  denote the left or right eigenvectors. To compute the Chern number, we employ the numerical method proposed by Fukui et al. [69] and evaluate it for until the filled valence band.

Similar to the analysis of the direct band gap, we compute the Chern number in different planes to establish the topological nature of the phases. In Fig. 7(a), we present the Chern numbers in the  $M_0 - \beta$  plane for the twist angle  $\theta = 1.05^\circ$ . In this case, we observe a topological phase characterized by a Chern number  $C = -1$  (indicated by the purple region). The yellow region is gapless, and therefore the Chern number is not well-defined in this area. Interestingly, at the magic angle,

the accessible NH topological phase in tBLG diminishes with increasing non-reciprocity in the nearest-neighbor hopping, as a stronger hBN-induced mass is required to sustain it. The results, shown in Fig. 7(b) and (c), are consistent with the direct band gap analysis. In these density plots, we compute the Chern numbers on the  $M_0 - \theta$  plane for  $\beta = 0.2$  (see Fig. 7(b)) and  $\beta = 0.5$  (see Fig. 7(c)). Enhancement in  $\beta$  adversely affects the system's topology by suppressing the topological phases at the magic angle. Finally, in Fig. 7(d), we present the Chern number on the  $M_0 - u$  plane for  $\beta = 0.2$ . It is evident that achieving a topological phase in the chiral limit ( $u = 0$  line) is more challenging than in the non-chiral limit ( $u \neq 0$ ). However, importantly, there exists other twist angles away from the magic angle spectra where an infinitesimally small value of hBN induced mass turns the system into topological. Such a scenario is presented in Fig. 8 for twist angle  $\theta = 2^\circ$ . The corresponding band gap and Chern number are displayed in Fig. 8(a) and Fig. 8(b) respectively choosing  $M_0 - \beta$  plane. Note that, the direct band remains finite for infinitesimal  $\beta$  and  $M_0$  value. The following NH phase remains topological with  $C = -1$  over the same regime.

In our analysis, the low-energy model Hamiltonian of tBLG, from which the Chern number is computed, is formulated around the valley- $K$  and is valley-polarized. Consequently, for the other valley (i.e., valley- $K'$ ), which

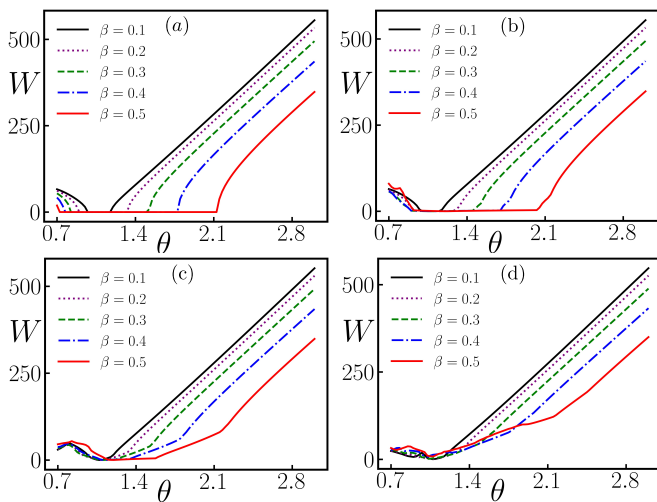


FIG. 5: Band width of the flat bands ( $W$ ) for the NH-tBLG are depicted as a function of twist angle ( $\theta$ ) considering different values of the NR hopping strength ( $\beta$ ). Panels (a)-(d) correspond to different values of the interlayer coupling between the sublattices AA/BB, respectively which are  $u = 0, 25, 50, 79.7$  meV.

is the time-reversal partner of  $K$ , the Chern number is opposite (i.e.,  $C = +1$ ). Therefore, we define the valley Chern number as  $C_{\text{valley}} = C_K - C_{K'}$ , where  $C_K$  and  $C_{K'}$  are the Chern numbers calculated for tBLG around valley- $K$  and valley- $K'$ , respectively [70]. Hence, the topological phase that we identify is a non-Hermitian valley-Hall insulating phase (NH-VHI).

## VI. SUMMARY AND CONCLUSIONS

To summarize, in this article, we propose a model Hamiltonian to realize NH topology in tBLG. We introduce non-Hermiticity via the NR nearest-neighbor hopping within each layer of tBLG. On top of that, the top layer is assumed to be aligned with hBN, which breaks the  $C_2$  symmetry and induces a mass term. We begin by discussing the electronic band structure and analyzing the effects of NR hopping strength and the hBN-induced mass on the physical properties of both untwisted BLG and tBLG. We compute the band gap over the mBZ, which exhibits a nodal ring-like structure in the presence of non-Hermiticity for both BLG and tBLG. In the latter part of our study, we compute the flat band bandwidth as a function of the twist angle and identify a pair of EMAs for each value of the NR hopping strength ( $\beta$ ). We observe that the EMA plateau widens with increasing  $\beta$ , while it narrows with higher interlayer coupling strength ( $u$ ). Our findings regarding the EMAs qualitatively match with those reported by Esparza *et al.* [61]. However, in Ref. [61], the authors employ an eight-band model for tBLG and identify EMAs through the renormalized Fermi velocity. In contrast, our results not only

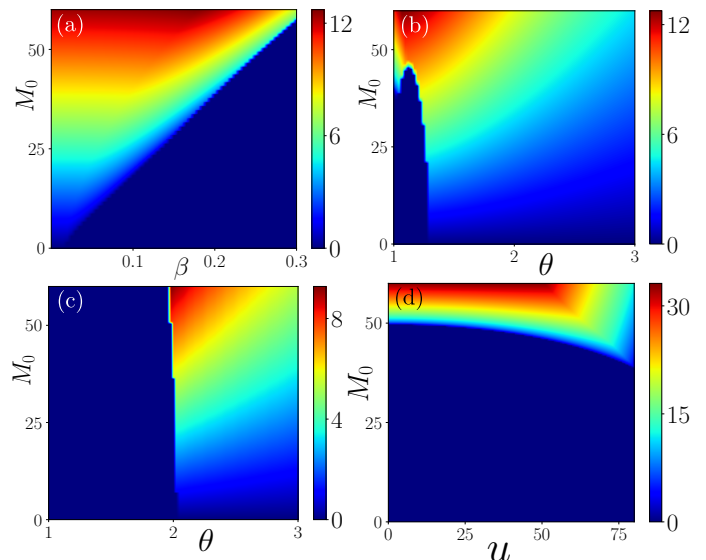


FIG. 6: Density plots of direct band gaps for NH-tBLG are illustrated in different parameter space. In panel (a), we depict the direct band gap in the plane of hBN induced mass ( $M_0$  in meV) and non-reciprocal hopping strength ( $\beta$ ) at twist angle  $\theta = 1.05^\circ$  (i.e., at the magic angle). In panels (b) and (c), the direct band gap is shown in  $M_0 - \theta$  plane respectively choosing  $\beta = 0.2$  and  $\beta = 0.5$  respectively. Finally, in panel (d), we show the direct band gap in the  $M_0 - u$  plane to emphasize the physics near chiral limit.

corroborate these earlier observations but also provide more realistic values for the EMAs by utilizing the full BM model rather than the reduced eight-band approximation. Finally, we investigate the topological properties of the NH-tBLG by calculating the direct band gap across various parameter regimes. Our results are illustrated through a series of density plots in the  $M_0 - \beta$ ,  $M_0 - \theta$ , and  $M_0 - u$  planes. Additionally, we compute the NH Chern number over these parameter spaces. We observe good agreement between the Chern numbers and the corresponding gapped regions of the direct band gap, indicating non-trivial topology (NH-VHI phase). However, the influence of non-Hermiticity on the topological characteristics is found to be predominantly detrimental around the magic angle.

Finally, we discuss the possible experimental feasibility of our proposed model. Inspired by proposals to emulate tBLG in analogous phononic systems [71, 72], photonic analogues of bilayer devices have also been introduced [73, 74]. In a recent experimental study, an atomic Bose-Einstein condensate was realized using a twisted bilayer optical lattice [75]. NR hopping has been experimentally realized in both metamaterials and cold-atomic systems [76–78]. Notably, the exceptional ring structure characteristic of Weyl systems has been demonstrated in photonic experiments [79, 80]. Very recently, a NH topological phase is observed by exploiting the non-reciprocity of quantum Hall edge states, rather than relying on gain and loss mechanisms in the system [14].



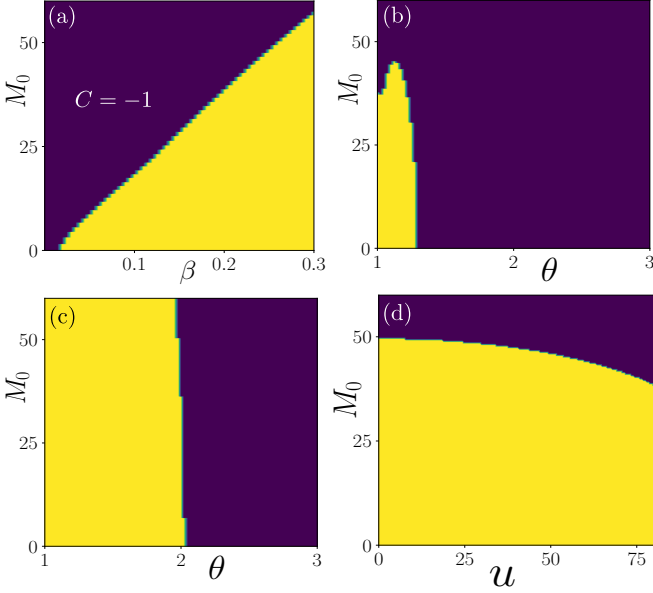


FIG. 7: NH Chern number is demonstrated for NH-tBLG choosing different parameter spaces. In panel (a), we depict the Chern number in the plane of hBN induced mass ( $M_0$  in meV) and non-reciprocal hopping strength ( $\beta$ ) at twist angle  $\theta = 1.05^\circ$  (i.e., the magic angle). In panels (b) and (c), the Chern number is shown in  $M_0 - \theta$  plane for  $\beta = 0.2$  and  $\beta = 0.5$  respectively. Finally in panel (d), we display the Chern number in the  $M_0 - u$  plane to illuminate the physics near chiral limit. Here, purple and yellow colors represent  $C = -1$  and  $C = 0$  phases, respectively.

This suggests that, by either designing an optical lattice for tBLG or employing the concept of a synthetic dimension in tBLG [81, 82], and inducing NR hopping in such systems, it may be possible to simulate the model we have proposed and experimentally verify our results. Based on this discussion, we remain optimistic that our proposed predictions may be possible to realize in future experiments.

Note that, in a very recent study [62], we come across topological aspects of NH tBLG. Although, the author

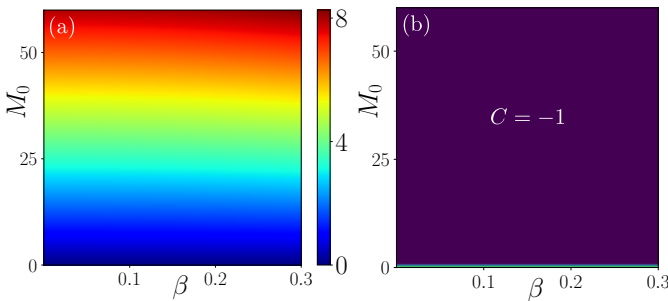


FIG. 8: Density plots for the direct band gap (panel (a)) and Chern number (panel (b)) are depicted in the plane of hBN induced mass ( $M_0$  in meV) and NR hopping strength ( $\beta$ ) for twist angle  $\theta = 2.0^\circ$ .

introduces non-Hermiticity through gain and loss in the chemical potential. Also, the reported topological phase is different than ours and is approached via a different route as well.

### Acknowledgments

K.B. and A.S. also acknowledge SAMKHYA: High-Performance Computing Facility provided by Institute of Physics, Bhubaneswar, for numerical computations. D.C. acknowledges financial support from DST (project number DST/WISE-PDF/PM-40/2023).

### Appendix A: Density of States with non-Hermiticity

Here, we discuss the features of total density of states (DOS) of tBLG in absence as well as presence of non-Hermiticity  $\beta$  and the hBN-induced mass term  $M_0$ . In Figs. 9(a)-(c), we present the DOS for three different parameter sets: (a)  $\beta = M_0 = 0$ , (b)  $\beta = 0.1, M_0 = 0$ , and (c)  $\beta = 0.1, M_0 = 10$  meV, at a fixed twist angle  $\theta = 1.05^\circ$  i.e., magic angle. The corresponding band dispersions have already been depicted in Figs. 4(a)-(c) of the main text. In absence of both non-Hermiticity and the hBN-induced mass term (see Fig. 9(a)), the two flat bands exhibit distinct van Hove singularities (VHS), one for each band. When non-Hermiticity  $\beta$  is introduced, these two VHS merge into a single prominent peak at zero energy (as shown in Fig. 9(b)), reflecting the emergence of an extremely flat band structure. Upon further inclusion of the hBN-induced mass term  $M_0$ , the DOS peaks split again, indicating a lifting of the degeneracy introduced by the mass term (see Fig. 9(c)).

In tBLG, an intriguing type of VHS, known as high-order VHS, has been reported [83]. Unlike conventional VHS, where the DOS exhibits a logarithmic divergence, high-order VHS lead to a power-law divergence in the DOS. The presence of such singularities is indicative of enhanced electron correlation effects in the system. While it would be interesting to perform a similar analysis for the non Hermiticity induced DOS peak observed in Fig. 9(b), such an investigation lies beyond the scope of the present study and will be presented elsewhere.

### Appendix B: non-Hermiticity: i) NR hopping only in one layer of tBLG, and ii) considering NR hopping in the interlayer coupling.

As outlined in the main text, the EMAs (defined by the start and end points of the bandwidth minimum and shown in Fig. 5(a)-(b) i.e.,  $W$  vs  $\theta$  plot) vary with different values of the NR hopping strength  $\beta$ . Here, we extend our analysis to two additional scenarios. In the first scenario, we consider NR hopping in only one layer of the tBLG, while the other layer has  $\beta = 0$ . The results in

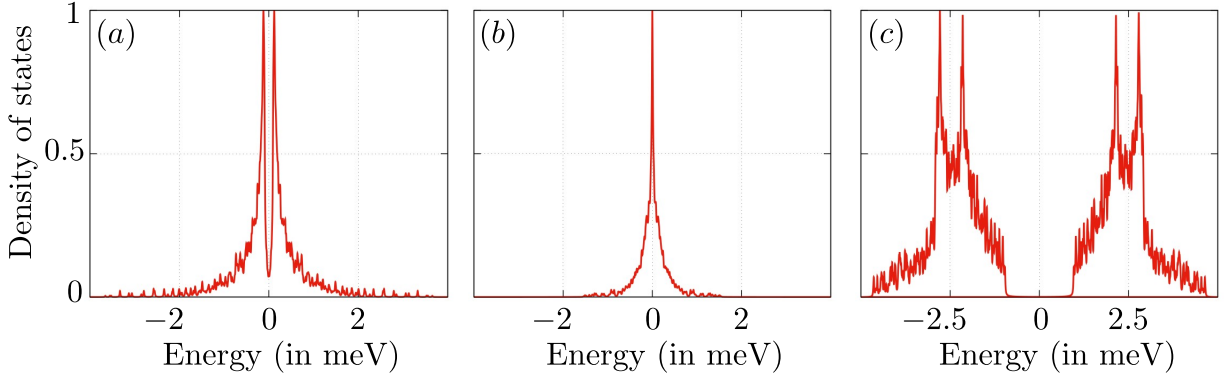


FIG. 9: The total DOS of tBLG is displayed as a function of energy choosing different values of the non-Hermiticity strength ( $\beta$ ) and the hBN-induced mass term ( $M_0$ ). Specifically, panel (a) corresponds to  $\beta = M_0 = 0$ , whereas panels (b) and (c) refer to  $\beta = 0.1, M_0 = 0$ , and  $\beta = 0.1, M_0 = 10$  meV, respectively.

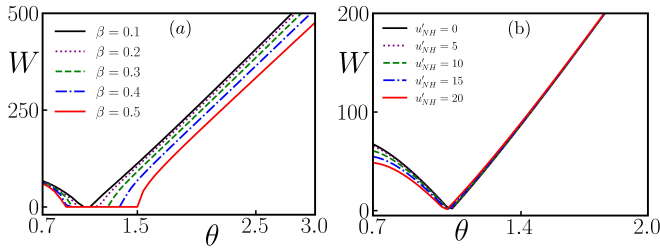


FIG. 10: The bandwidth of the flat bands ( $W$ ) in NH-tBLG is displayed as a function of the twist angle ( $\theta$ ). In panel (a), the same is presented choosing different values of the NR hopping strength ( $\beta$ ) incorporated in one layer of the tBLG. In panel (b), this behavior is predicted considering various values of the NR interlayer coupling,  $u'_{\text{NH}} = 0, 5, 10, 15, 20$  meV.

this case remain qualitatively similar to those presented in the main text, where both layers have finite  $\beta$ . Specifically, the plateau corresponding to the zero bandwidth region increases with increasing non-reciprocal hopping strength, as shown in Fig. 10(a) at the chiral limit. However, upon closer inspection, we find that the length of

the zero bandwidth plateau for a given  $\beta$  is smaller than that observed when both layers have NR hopping. This can be attributed to the less degree of non-Hermiticity in the present scenario. Consequently, the EMAs also exhibit different values.

In the second scenario, we consider the case where  $\beta = 0$  in both layers of tBLG, but a non-reciprocal tunneling is present in the interlayer coupling of the tBLG. The forward and backward tunneling amplitudes are considered as  $(u' + u'_{\text{NH}})$  and  $(u' - u'_{\text{NH}})$  respectively. Unlike the previous cases, increasing the non-Hermiticity does not lead to the formation of a zero bandwidth plateau, even in the chiral limit. Instead, the bandwidth minimum occurs at a single point, as shown in Fig. 10(b). Consequently, EMAs are not expected to appear in this case. However, the value of the Hermitian magic angle shifts slightly as the non-Hermiticity in the interlayer coupling increases, as illustrated in Fig. 10(b). The black, purple, green, blue, and red curves correspond to  $u'_{\text{NH}} = 0, 5, 10, 15, 20$ , respectively, and it is evident that the black and red curves reach zero bandwidth at different points.

- 
- [1] C. M. Bender, “Making sense of non-hermitian hamiltonians,” *Reports on Progress in Physics* **70**, 947 (2007).
  - [2] L. Feng, R. El-Ganainy, and L. Ge, “Non-hermitian photonics based on parity–time symmetry,” *Nature Photonics* **11**, 752–762 (2017).
  - [3] N. Okuma and M. Sato, “Non-hermitian topological phenomena: A review,” *Annual Review of Condensed Matter Physics* **14**, 83–107 (2023).
  - [4] K. Kawabata, K. Shiozaki, M. Ueda, and M. Sato, “Symmetry and topology in non-hermitian physics,” *Phys. Rev. X* **9**, 041015 (2019).
  - [5] S. Malzard, C. Poli, and H. Schomerus, “Topologically protected defect states in open photonic systems with non-hermitian charge-conjugation and parity-time symmetry,” *Phys. Rev. Lett.* **115**, 200402 (2015).
  - [6] H. Shen, B. Zhen, and L. Fu, “Topological band theory for non-hermitian hamiltonians,” *Phys. Rev. Lett.* **120**, 146402 (2018).
  - [7] S. Yao, F. Song, and Z. Wang, “Non-hermitian chern bands,” *Phys. Rev. Lett.* **121**, 136802 (2018).
  - [8] J. C. Budich and E. J. Bergholtz, “Non-hermitian topological sensors,” *Phys. Rev. Lett.* **125**, 180403 (2020).
  - [9] Q. Wang, C. Zhu, Y. Wang, B. Zhang, and Y. D. Chong, “Amplification of quantum signals by the non-hermitian skin effect,” *Phys. Rev. B* **106**, 024301 (2022).
  - [10] S. Weidemann, M. Kremer, T. Helbig, T. Hofmann, A. Stegmaier, M. Greiter, R. Thomale, and A. Szameit, “Topological funneling of light,” *Science* **368**, 311–314 (2020).
  - [11] Q. Liang, D. Xie, Z. Dong, H. Li, H. Li, B. Gad-

- way, W. Yi, and B. Yan, “Dynamic signatures of non-hermitian skin effect and topology in ultracold atoms,” *Phys. Rev. Lett.* **129**, 070401 (2022).
- [12] S. Diehl, E. Rico, M. A. Baranov, and P. Zoller, “Topology by dissipation in atomic quantum wires,” *Nature Physics* **7**, 971–977 (2011).
- [13] L. Xiao, T. Deng, K. Wang, G. Zhu, Z. Wang, W. Yi, and P. Xue, “Non-hermitian bulk–boundary correspondence in quantum dynamics,” *Nature Physics* **16**, 761–766 (2020).
- [14] K. Ochkan, R. Chaturvedi, V. Könye, L. Veyrat, R. Giraud, D. Mailly, A. Cavanna, U. Gennser, E. M. Hankiewicz, B. Büchner, J. van den Brink, J. Dufouleur, and I. C. Fulga, “Non-hermitian topology in a multi-terminal quantum hall device,” *Nature Physics* **20**, 395–401 (2024).
- [15] K. von Klitzing, “The quantized hall effect,” *Rev. Mod. Phys.* **58**, 519–531 (1986).
- [16] Y. L. Chen, J. G. Analytis, J.-H. Chu, Z. K. Liu, S.-K. Mo, X. L. Qi, H. J. Zhang, D. H. Lu, X. Dai, Z. Fang, S. C. Zhang, I. R. Fisher, Z. Hussain, and Z.-X. Shen, “Experimental realization of a three-dimensional topological insulator,  $\text{Bi}_2\text{Te}_3$ ,” *Science* **325**, 178–181 (2009).
- [17] Z. K. Liu, B. Zhou, Y. Zhang, Z. J. Wang, H. M. Weng, D. Prabhakaran, S.-K. Mo, Z. X. Shen, Z. Fang, X. Dai, Z. Hussain, and Y. L. Chen, “Discovery of a three-dimensional topological dirac semimetal,  $\text{Na}_3\text{Bi}$ ,” *Science* **343**, 864–867 (2014).
- [18] S.-Y. Xu, I. Belopolski, N. Alidoust, M. Neupane, G. Bian, C. Zhang, R. Sankar, G. Chang, Z. Yuan, C.-C. Lee, S.-M. Huang, H. Zheng, J. Ma, D. S. Sanchez, B. Wang, A. Bansil, F. Chou, P. P. Shibayev, H. Lin, S. Jia, and M. Z. Hasan, “Discovery of a weyl fermion semimetal and topological fermi arcs,” *Science* **349**, 613–617 (2015).
- [19] M. M. Denner, A. Skurativska, F. Schindler, M. H. Fischer, R. Thomale, T. Bzdušek, and T. Neupert, “Exceptional topological insulators,” *Nature Communications* **12**, 5681 (2021).
- [20] K. Kawabata, T. Bessho, and M. Sato, “Classification of exceptional points and non-hermitian topological semimetals,” *Phys. Rev. Lett.* **123**, 066405 (2019).
- [21] S. A. A. Ghorashi, T. Li, and M. Sato, “Non-hermitian higher-order weyl semimetals,” *Phys. Rev. B* **104**, L161117 (2021).
- [22] A. K. Ghosh and T. Nag, “Non-hermitian higher-order topological superconductors in two dimensions: Statics and dynamics,” *Phys. Rev. B* **106**, L140303 (2022).
- [23] H. Min and A. H. MacDonald, “Electronic structure of multilayer graphene,” *Progress of Theoretical Physics Supplement* **176**, 227–252 (2008).
- [24] G. Li, A. Luican, J. M. B. Lopes dos Santos, A. H. Castro Neto, A. Reina, J. Kong, and E. Y. Andrei, “Observation of van hove singularities in twisted graphene layers,” *Nature Physics* **6**, 109–113 (2010).
- [25] O. Can, T. Tummuru, R. P. Day, I. Elfimov, A. Damascelli, and M. Franz, “High-temperature topological superconductivity in twisted double-layer copper oxides,” *Nature Physics* **17**, 519–524 (2021).
- [26] H. Danawe, H. Li, H. A. Ba’ba’a, and S. Tol, “Existence of corner modes in elastic twisted kagome lattices,” *Phys. Rev. B* **104**, L241107 (2021).
- [27] D. Ma, Y.-G. Chen, Y. Yu, and X. Luo, “Moiré semiconductors on the twisted bilayer dice lattice,” *Phys. Rev. B* **109**, 155159 (2024).
- [28] S. Chen, M. He, Y.-H. Zhang, V. Hsieh, Z. Fei, K. Watanabe, T. Taniguchi, D. H. Cobden, X. Xu, C. R. Dean, and M. Yankowitz, “Electrically tunable correlated and topological states in twisted monolayer–bilayer graphene,” *Nature Physics* **17**, 374–380 (2021).
- [29] J. M. Park, Y. Cao, K. Watanabe, T. Taniguchi, and P. Jarillo-Herrero, “Tunable strongly coupled superconductivity in magic-angle twisted trilayer graphene,” *Nature* **590**, 249–255 (2021).
- [30] X. Liu, Z. Hao, E. Khalaf, J. Y. Lee, Y. Ronen, H. Yoo, D. Haei Najafabadi, K. Watanabe, T. Taniguchi, A. Vishwanath, and P. Kim, “Tunable spin-polarized correlated states in twisted double bilayer graphene,” *Nature* **583**, 221–225 (2020).
- [31] F. Wu, T. Lovorn, E. Tutuc, I. Martin, and A. H. MacDonald, “Topological insulators in twisted transition metal dichalcogenide homobilayers,” *Phys. Rev. Lett.* **122**, 086402 (2019).
- [32] G. Chen, L. Jiang, S. Wu, B. Lyu, H. Li, B. L. Chittari, K. Watanabe, T. Taniguchi, Z. Shi, J. Jung, Y. Zhang, and F. Wang, “Evidence of a gate-tunable mott insulator in a trilayer graphene moiré superlattice,” *Nature Physics* **15**, 237–241 (2019).
- [33] K. Bera, P. Mohan, and A. Saha, “Tailoring topological band properties of twisted double bilayer graphene: Effects due to spin-orbit coupling,” *Phys. Rev. B* **111**, 045434 (2025).
- [34] Y. Cao, V. Fatemi, A. Demir, S. Fang, S. L. Tomarken, J. Y. Luo, J. D. Sanchez-Yamagishi, K. Watanabe, T. Taniguchi, E. Kaxiras, R. C. Ashoori, and P. Jarillo-Herrero, “Correlated insulator behaviour at half-filling in magic-angle graphene superlattices,” *Nature* **556**, 80–84 (2018).
- [35] Y. Choi, J. Kemmer, Y. Peng, A. Thomson, H. Arora, R. Polski, Y. Zhang, H. Ren, J. Alicea, G. Refael, F. von Oppen, K. Watanabe, T. Taniguchi, and S. Nadj-Perge, “Electronic correlations in twisted bilayer graphene near the magic angle,” *Nature Physics* **15**, 1174–1180 (2019).
- [36] S. Wu, Z. Zhang, K. Watanabe, T. Taniguchi, and E. Y. Andrei, “Chern insulators, van hove singularities and topological flat bands in magic-angle twisted bilayer graphene,” *Nature Materials* **20**, 488–494 (2021).
- [37] K. P. Nuckolls, M. Oh, D. Wong, B. Lian, K. Watanabe, T. Taniguchi, B. A. Bernevig, and A. Yazdani, “Strongly correlated chern insulators in magic-angle twisted bilayer graphene,” *Nature* **588**, 610–615 (2020).
- [38] Y. Choi, H. Kim, Y. Peng, A. Thomson, C. Lewandowski, R. Polski, Y. Zhang, H. S. Arora, K. Watanabe, T. Taniguchi, J. Alicea, and S. Nadj-Perge, “Correlation-driven topological phases in magic-angle twisted bilayer graphene,” *Nature* **589**, 536–541 (2021).
- [39] Y. Xie, A. T. Pierce, J. M. Park, D. E. Parker, E. Khalaf, P. Ledwith, Y. Cao, S. H. Lee, S. Chen, P. R. Forrester, K. Watanabe, T. Taniguchi, A. Vishwanath, P. Jarillo-Herrero, and A. Yacoby, “Fractional chern insulators in magic-angle twisted bilayer graphene,” *Nature* **600**, 439–443 (2021).
- [40] A. L. Sharpe, E. J. Fox, A. W. Barnard, J. Finney, K. Watanabe, T. Taniguchi, M. A. Kastner, and D. Goldhaber-Gordon, “Emergent ferromagnetism near three-quarters filling in twisted bilayer graphene,” *Science* **365**, 605–608 (2019).

- [41] J.-X. Lin, Y.-H. Zhang, E. Morissette, Z. Wang, S. Liu, D. Rhodes, K. Watanabe, T. Taniguchi, J. Hone, and J. I. A. Li, “Spin-orbit-driven ferromagnetism at half moiré filling in magic-angle twisted bilayer graphene,” *Science* **375**, 437–441 (2022).
- [42] Y. Cao, D. Rodan-Legrain, J. M. Park, N. F. Q. Yuan, K. Watanabe, T. Taniguchi, R. M. Fernandes, L. Fu, and P. Jarillo-Herrero, “Nematicity and competing orders in superconducting magic-angle graphene,” *Science* **372**, 264–271 (2021).
- [43] C. Rubio-Verdú, S. Turkel, Y. Song, L. Klebl, R. Samajdar, M. S. Scheurer, J. W. F. Venderbos, K. Watanabe, T. Taniguchi, H. Ochoa, L. Xian, D. M. Kennes, R. M. Fernandes, Á. Rubio, and A. N. Pasupathy, “Moiré nematic phase in twisted double bilayer graphene,” *Nature Physics* **18**, 196–202 (2022).
- [44] Y. Cao, V. Fatemi, S. Fang, K. Watanabe, T. Taniguchi, E. Kaxiras, and P. Jarillo-Herrero, “Unconventional superconductivity in magic-angle graphene superlattices,” *Nature* **556**, 43–50 (2018).
- [45] M. Oh, K. P. Nuckolls, D. Wong, R. L. Lee, X. Liu, K. Watanabe, T. Taniguchi, and A. Yazdani, “Evidence for unconventional superconductivity in twisted bilayer graphene,” *Nature* **600**, 240–245 (2021).
- [46] S. Sinha, P. C. Adak, A. Chakraborty, K. Das, K. Debnath, L. D. V. Sangani, K. Watanabe, T. Taniguchi, U. V. Waghmare, A. Agarwal, and M. M. Deshmukh, “Berry curvature dipole senses topological transition in a moiré superlattice,” *Nature Physics* **18**, 765–770 (2022).
- [47] R. Bistritzer and A. H. MacDonald, “Moiré bands in twisted double-layer graphene,” *Proceedings of the National Academy of Sciences* **108**, 12233–12237 (2011).
- [48] P. Moon, Y.-W. Son, and M. Koshino, “Optical absorption of twisted bilayer graphene with interlayer potential asymmetry,” *Phys. Rev. B* **90**, 155427 (2014).
- [49] M. Koshino, N. F. Q. Yuan, T. Koretsune, M. Ochi, K. Kuroki, and L. Fu, “Maximally localized wannier orbitals and the extended hubbard model for twisted bilayer graphene,” *Phys. Rev. X* **8**, 031087 (2018).
- [50] J. M. B. Lopes dos Santos, N. M. R. Peres, and A. H. Castro Neto, “Graphene bilayer with a twist: Electronic structure,” *Phys. Rev. Lett.* **99**, 256802 (2007).
- [51] S. Shallcross, S. Sharma, and O. A. Pankratov, “Quantum interference at the twist boundary in graphene,” *Phys. Rev. Lett.* **101**, 056803 (2008).
- [52] Z. Song, Z. Wang, W. Shi, G. Li, C. Fang, and B. A. Bernevig, “All magic angles in twisted bilayer graphene are topological,” *Phys. Rev. Lett.* **123**, 036401 (2019).
- [53] G. Tarnopolsky, A. J. Kruchkov, and A. Vishwanath, “Origin of magic angles in twisted bilayer graphene,” *Phys. Rev. Lett.* **122**, 106405 (2019).
- [54] M. Xie and A. H. MacDonald, “Nature of the correlated insulator states in twisted bilayer graphene,” *Phys. Rev. Lett.* **124**, 097601 (2020).
- [55] T. M. R. Wolf, J. L. Lado, G. Blatter, and O. Zilberberg, “Electrically tunable flat bands and magnetism in twisted bilayer graphene,” *Phys. Rev. Lett.* **123**, 096802 (2019).
- [56] Z.-D. Song and B. A. Bernevig, “Magic-angle twisted bilayer graphene as a topological heavy fermion problem,” *Phys. Rev. Lett.* **129**, 047601 (2022).
- [57] H. C. Po, L. Zou, A. Vishwanath, and T. Senthil, “Origin of mott insulating behavior and superconductivity in twisted bilayer graphene,” *Phys. Rev. X* **8**, 031089 (2018).
- [58] B. Lian, Z. Wang, and B. A. Bernevig, “Twisted bilayer graphene: A phonon-driven superconductor,” *Phys. Rev. Lett.* **122**, 257002 (2019).
- [59] N. F. Q. Yuan and L. Fu, “Model for the metal-insulator transition in graphene superlattices and beyond,” *Phys. Rev. B* **98**, 045103 (2018).
- [60] O. Katz, G. Refael, and N. H. Lindner, “Optically induced flat bands in twisted bilayer graphene,” *Phys. Rev. B* **102**, 155123 (2020).
- [61] J. P. Esparza and V. Juricic, “Exceptional magic angles in non-hermitian twisted bilayer graphene,” *arXiv:2408.08804 [cond-mat.mes-hall]*.
- [62] Y. Huang, “Exceptional topology in non-hermitian twisted bilayer graphene,” *Phys. Rev. B* **111**, 085120 (2025).
- [63] Y.-H. Zhang, D. Mao, and T. Senthil, “Twisted bilayer graphene aligned with hexagonal boron nitride: Anomalous hall effect and a lattice model,” *Phys. Rev. Res.* **1**, 033126 (2019).
- [64] T. Cea, P. A. Pantaleón, and F. Guinea, “Band structure of twisted bilayer graphene on hexagonal boron nitride,” *Phys. Rev. B* **102**, 155136 (2020).
- [65] J. Wang, Y. Zheng, A. J. Millis, and J. Cano, “Chiral approximation to twisted bilayer graphene: Exact intravalley inversion symmetry, nodal structure, and implications for higher magic angles,” *Phys. Rev. Res.* **3**, 023155 (2021).
- [66] E. McCann, “Electronic properties of monolayer and bilayer graphene,” in *Graphene Nanoelectronics* (Springer Berlin Heidelberg, 2011) pp. 237–275.
- [67] K. Uchida, S. Furuya, J.-I. Iwata, and A. Oshiyama, “Atomic corrugation and electron localization due to moiré patterns in twisted bilayer graphenes,” *Phys. Rev. B* **90**, 155451 (2014).
- [68] S. Dai, Y. Xiang, and D. J. Srolovitz, “Twisted bilayer graphene: Moiré with a twist,” *Nano Letters* **16**, 5923–5927 (2016).
- [69] T. Fukui, Y. Hatsugai, and H. Suzuki, “Chern numbers in discretized brillouin zone: Efficient method of computing (spin) hall conductances,” *Journal of the Physical Society of Japan* **74**, 1674–1677 (2005).
- [70] M. Ezawa, “Quasi-topological insulator and trigonal warping in gated bilayer silicene,” *Journal of the Physical Society of Japan* **81**, 104713 (2012).
- [71] M. Oudich, Y. Deng, and Y. Jing, “Twisted pillared phononic crystal plates,” *Applied Physics Letters* **120**, 232202 (2022).
- [72] S. M. Gardezi, H. Pirie, S. Carr, W. Dorrell, and J. E. Hoffman, “Simulating twistrionics in acoustic metamaterials,” *2D Materials* **8**, 031002 (2021).
- [73] B. Lou, B. Wang, J. A. Rodríguez, M. Cappelli, and S. Fan, “Tunable guided resonance in twisted bilayer photonic crystal,” *Science Advances* **8**, eadd4339 (2022).
- [74] H. Tang, B. Lou, F. Du, M. Zhang, X. Ni, W. Xu, R. Jin, S. Fan, and E. Mazur, “Experimental probe of twist angle-dependent band structure of on-chip optical bilayer photonic crystal,” *Science Advances* **9**, eadh8498 (2023).
- [75] Z. Meng, L. Wang, W. Han, F. Liu, K. Wen, C. Gao, P. Wang, C. Chin, and J. Zhang, “Atomic bose-einstein condensate in twisted-bilayer optical lattices,” *Nature* **615**, 231–236 (2023).
- [76] E. J. Bergholtz, J. C. Budich, and F. K. Kunst, “Exceptional topology of non-hermitian systems,” *Rev. Mod. Phys.* **93**, 015005 (2021).



- [77] Y. Ashida, Z. Gong, and M. U. and, “Non-hermitian physics,” *Advances in Physics* **69**, 249–435 (2020).
- [78] K. Ding, C. Fang, and G. Ma, “Non-hermitian topology and exceptional-point geometries,” *Nature Reviews Physics* **4**, 745–760 (2022).
- [79] W. Song, S. Wu, C. Chen, Y. Chen, C. Huang, L. Yuan, S. Zhu, and T. Li, “Observation of weyl interface states in non-hermitian synthetic photonic systems,” *Phys. Rev. Lett.* **130**, 043803 (2023).
- [80] A. Cerjan, S. Huang, M. Wang, K. P. Chen, Y. Chong, and M. C. Rechtsman, “Experimental realization of a weyl exceptional ring,” *Nature Photonics* **13**, 623–628 (2019).
- [81] Z. Meng, L. Wang, W. Han, F. Liu, K. Wen, C. Gao, P. Wang, C. Chin, and J. Zhang, “Atomic bose–einstein condensate in twisted-bilayer optical lattices,” *Nature* **615**, 231–236 (2023).
- [82] T. Salamon, A. Celi, R. W. Chhajlany, I. Frérot, M. Lewenstein, L. Tarruell, and D. Rakshit, “Simulating twistronics without a twist,” *Phys. Rev. Lett.* **125**, 030504 (2020).
- [83] N. F. Q. Yuan, H. Isobe, and L. Fu, “Magic of high-order van hove singularity,” *Nature Communications* **10**, 5769 (2019).