
Two-Stage Random Alternation Framework for One-Shot Pansharpening

Haorui Chen*

University of Electronic Science
and Technology of China
hrchen@std.uestc.edu.cn

Zeyu Ren*

University of Electronic Science
and Technology of China
zeyuren@std.uestc.edu.cn

Jiaxuan Ren

University of Electronic Science
and Technology of China
jiaxuan.ren@std.uestc.edu.cn

Ran Ran

University of Electronic Science
and Technology of China
ranran@std.uestc.edu.cn

Jinliang Shao

University of Electronic Science
and Technology of China
shaojinliang@std.uestc.edu.cn

Jie Huang

University of Electronic Science
and Technology of China
huangjie@std.uestc.edu.cn

Liangjian Deng[†]

University of Electronic Science
and Technology of China
liangjian.deng@uestc.edu.cn

Abstract

Deep learning has substantially advanced pansharpening, achieving impressive fusion quality. However, a prevalent limitation is that conventional deep learning models, which typically rely on training datasets, often exhibit suboptimal generalization to unseen real-world image pairs. This restricts their practical utility when faced with real-world scenarios not included in the training datasets. To overcome this, we introduce a two-stage random alternating framework (TRA-PAN) that performs instance-specific optimization for any given Multispectral(MS)/Panchromatic(PAN) pair, ensuring robust and high-quality fusion. TRA-PAN effectively integrates strong supervision constraints from reduced-resolution images with the physical characteristics of the full-resolution images. The first stage introduces a pre-training procedure, which includes Degradation-Aware Modeling (DAM) to capture spectral degradation mappings, alongside a warm-up procedure designed to reduce training time and mitigate the adverse effects of reduced-resolution data. The second stage employs Random Alternation Optimization (RAO), randomly alternating between reduced- and full-resolution images to refine the fusion model progressively. This adaptive, per-instance optimization strategy, operating in a one-shot manner for each MS/PAN pair, yields superior high-resolution multispectral images. Experimental results demonstrate that TRA-PAN outperforms state-of-the-art (SOTA) methods in quantitative metrics and visual quality in real-world scenarios, underscoring its enhanced practical applicability and robustness.

*Equal contribution.

[†]Corresponding author.

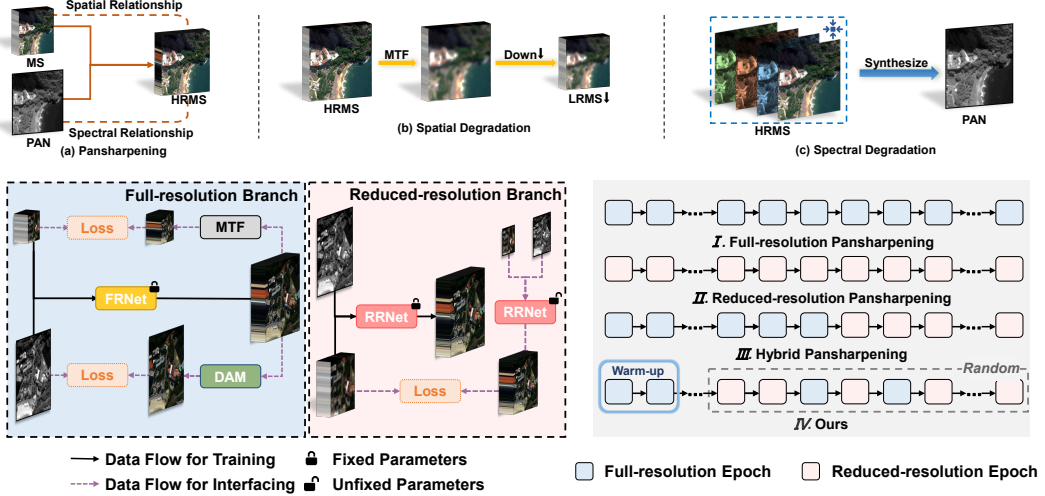


Figure 1: Overview of full-resolution training for pansharpening and different paradigms. The upper panel illustrates the pansharpening task, which includes: (a) a depiction of the fundamental spectral and spatial relationships that link MS, PAN, and HRMS images; (b) the spatial degradation pathway from HRMS to low-resolution multispectral (LRMS) images, a process involving the Modulation Transfer Function (MTF) and downsampling; and (c) a demonstration of how spectral relationships between HRMS and PAN are learned through the synthesis of channels within the HRMS (such as the RGB channels shown), thereby illustrating spectral degradation. The lower panel delineates various pansharpening paradigms: (I) a full-resolution training approach; (II) a reduced-resolution training approach; (III) a hybrid training approach; and (IV) the proposed TRA-PAN method, which incorporates warm-up and random alternating training stages.

1 Introduction

High-resolution multispectral (HRMS) imagery is crucial for many remote sensing applications [48, 51, 25]. However, due to satellite sensor limitations, multispectral and panchromatic images are usually captured separately [16]. Multispectral (MS) images are used for spectral information, while panchromatic (PAN) images provide spatial detail. Pansharpening aims to fuse these two types of images to generate an HRMS image, a process vital for maximizing the utility of satellite data.

Pansharpening techniques have evolved from traditional methods to deep learning (DL) approaches [21, 46, 5, 47, 28, 49]. Traditional methods like component substitution (CS) [6, 36], multi-resolution analysis (MRA) [37, 39], and variational optimization (VO) [14, 33, 13] rely on a solid mathematical foundation to merge spatial and spectral information without requiring training datasets. However, these methods often face spectral distortion and spatial misalignment. In contrast, DL-based techniques, supported by advances in hardware and software, offer improved preservation of spectral and spatial features in high-resolution images.

Many DL-based pansharpening models are developed under a “train-then-infer” paradigm, where models are trained on large-scale, often simulated, datasets and then applied to new, unseen images. However, this presents a critical limitation in practical applications, as these models frequently exhibit a performance decline when applied to real-world MS/PAN image pairs that deviate from the training data distribution. This generalization gap occurs because a single pre-trained model inherently struggles to adapt to the vast diversity of atmospheric conditions and scene content in real-world scenarios. Consequently, their fusion quality on unseen, full-resolution inputs can be unsatisfactory.

To mitigate this generalization challenge and enable models to adapt to specific input characteristics, the concept of one-shot learning (some papers also refer to this as zero-shot learning, the relationship we will elaborate on in Section 2) has gained traction in pansharpening [3]. The model is optimized for each MS/PAN pair in this setting. Researchers have typically adapted established training strategies for this one-shot purpose. These adaptations, however, face distinct challenges. One common strategy is unsupervised training directly on the full-resolution images [27, 53]. This strategy models the degradation process from an HRMS image. Spatial degradation to the MS image is modeled using MTF filtering and downsampling, as illustrated in Fig. 1 (a). The spectral degradation to the PAN

image is often modeled via channel synthesis (e.g., linear degradation [43, 20]), as shown in Fig. 1 (b). The overall unsupervised training process, illustrated in Fig. 1 (c), enables training without explicit labels. The paradigm for this unsupervised full-resolution strategy is shown in Fig. 1 (I). *Limitation 1: When applied in a one-shot manner, this strategy’s oversimplified imaging process can cause the reconstructed image’s spectral response to deviate from the real data.* Another strategy is supervised training using synthetic data derived from the input pair itself, where the original MS image serves as ground truth after degrading both MS and PAN inputs, a paradigm detailed in Fig. 1 (II). *Limitation 2: This strategy can be constrained by distributional discrepancies between the simulated data and the real-world fusion task, and often relies on a “scale-invariance” assumption [7, 15, 8] that may not always hold.* Given these limitations, hybrid training [3, 48, 34, 4], exemplified by the paradigm in Fig. 1 (III), attempts to combine strengths. *Limitation 3: However, if hybrid strategies treat resolutions separately during one-shot optimization, they often suffer from ineffective information transfer and fusion.* As a result, the model may still focus on optimizing objectives for each scale somewhat independently, preventing a global optimization for the given instance.

This paper introduces the Two-Stage Random Alternation Framework for Pansharpening (TRA-PAN) to effectively overcome these persistent limitations, representing a paradigm shift towards robust instance-specific optimization. TRA-PAN performs instance-specific optimization for each MS/PAN input pair in a one-shot manner, as illustrated in Fig. 1 (IV). Unlike the approaches mentioned above, it moves beyond learning a universal mapping from a fixed dataset or relying solely on simplified self-supervision derived from either full or reduced resolutions alone. Instead, TRA-PAN dynamically adapts its fusion process based on the unique characteristics of the currently provided MS and PAN images. This ensures an HRMS image tailored to the input, delivering robust, high-quality results across diverse real-world conditions. Furthermore, its unique optimization strategy avoids the pitfalls of resolution separation seen in simpler hybrid methods, leading to better global optimization and achieving generalization for unseen pairs akin to traditional methods. This one-shot, instance-adaptive nature offers significant advantages in practical scenarios where image characteristics vary widely.

TRA-PAN achieves this instance-specific optimization through two independent stages: pre-training and random alternating optimization (RAO). The first pre-training stage encompasses two key procedures: Degradation-Aware Modeling (DAM) and a warm-up procedure. In the DAM procedure, we capture the complex spectral degradation relationship inherent to the input MS/PAN pair, moving beyond generic assumptions. Concurrently, the warm-up procedure only utilizes the full-resolution images to provide the fusion model with excellent initial parameter values. This procedure accelerates convergence and avoids potential issues from early reduced-resolution training, differing from traditional fine-tuning methods that typically pre-train on reduced-resolution images before fine-tuning using full-resolution images [27, 53, 7]. Subsequently, the RAO stage leverages the degradation model learned in DAM and the initialized fusion model from the warm-up. RAO employs a dynamic, random alternating training strategy between the reduced- and full-resolution images with a certain probability. This approach effectively combines strong supervision constraints from reduced-resolution with physical characteristics guidance from full-resolution, acting as a regularizer. By balancing these resolutions, TRA-PAN prevents overfitting to a single one and guides the model towards a better optimum, improving the quality of HRMS generation. The main contributions of this work are:

- Our framework optimizes instance-specifically by leveraging both reduced- and full-resolution images, combining their strengths. The random alternating strategy enhances generalization in the one-shot setting by balancing strong and weak supervision across resolutions. Additionally, the warm-up procedure accelerates the training process and mitigates the drawbacks of early reduced-resolution training, breaking away from traditional fine-tuning approaches.
- We propose TRA-PAN, a novel one-shot, instance-specific optimization framework for pansharpening. It dynamically adapts to individual MS/PAN pairs, ensuring high-quality fusion by learning from the input data itself. This strategy offers significant advantages for practical applications, particularly in scenarios with diverse real-world images deviated from the training data distribution.
- TRA-PAN demonstrates superior performance over state-of-the-art (SOTA) methods in quantitative metrics and visual quality on real-world full-resolution datasets. This highlights its strong practical applicability and robustness, offering a reliable solution for diverse pansharpening tasks. Furthermore, the framework is designed to be adaptable to various network backbones.

2 Related Work

2.1 Resolution-Utilization strategies

Recent DL-based pansharpening utilizes three main resolution-utilization strategies. Reduced-resolution training, pioneered by Masi et al. [24], downscales MS and PAN inputs, using the original MS for supervision. Several specific methods have been proposed to enhance this approach’s performance further. PNN [23] applies a simple three-layer fully-convolutional model. Wei et al. [44] introduces DRPNN, which employs residual learning to construct an intense convolutional neural network, aiming to exploit better the high non-linearity of deep learning models for improved fusion accuracy. Jin et al. [18] introduces LAGConv, a novel convolution operation that adapts kernels based on local image context. However, these strategies can be constrained by distributional discrepancies between the simulated reduced-resolution images and the real-world full-resolution images.

Full-resolution training directly utilizes MS and PAN images. It is often self-supervised and requires careful loss function design. This approach models the degradation from an HRMS to the observed MS and PAN inputs. This typically involves MTF filters for spatial degradation and techniques like channel synthesis for spectral degradation. An early method in this category is the detail-preserving cross-scale learning strategy, which uses an MTF-GLP-HPM [42] model-based algorithm as a proxy for high-resolution ground truth. Another method, GTP-PNet [50], incorporates gradient transformation to improve spatial and spectral accuracy. Pan-GAN [22], an unsupervised generative adversarial network framework, effectively preserves both spectral and spatial information by using two discriminators.

Hybrid training combines reduced and full-resolution strategies to leverage their respective strengths, as seen in Cross-Resolution Semi-Supervised Adversarial Learning [48] and CrossDiff [45]. However, separating these into distinct stages might not fully exploit the model’s potential.

In contrast, our proposed TRA-PAN framework effectively integrates strong supervision from reduced-resolution images with the physical characteristics of full-resolution images through a novel random alternation optimization, addressing the limitations of these conventional strategies.

2.2 One-shot learning

In the broader machine learning domain, one-shot learning generally describes a model’s ability to learn a new concept or perform a task from a single or very few examples. Applying this principle to pansharpening, one-shot learning refers to training and testing a model on a single input MS/PAN pair, optimizing the model for that instance. It is worth noting that some prior research in this field has referred to this instance-specific optimization approach as “zero-shot learning”. Both terms describe the same core concept, but we consider “one-shot learning” a more precise descriptor for this per-instance adaptation process.

Pioneering work in applying such internal learning principles to image restoration was conducted by Shocher et al. [31] for image super-resolution. Their approach relied on a lightweight network and cross-scale patch matching, demonstrating that task-specific knowledge could be effectively learned from the test image. Building upon these foundations, Wang et al. [41] introduced the Zero-Sharpen framework. This method combines deep learning with variational optimization to address scale-variance issues encountered in pansharpening. Furthermore, Cao et al. [3] introduced ZS-Pan, a zero-shot semi-supervised method with three stages. Rui et al. [29] proposed a variational zero-shot method that employs a neural network to predict the coefficient tensor governing HRMS-PAN relationships. Their approach optimizes this coefficient and the HRMS image within a unified framework, incorporating DIP-type regularization and alternating minimization. These methods exemplify the trend towards dynamic, instance-specific models. Our TRA-PAN advances this paradigm with a two-stage approach, ensuring robust, high-quality fusion tailored to each unique image pair.

3 Method

3.1 Notation

This subsection introduces key notation. Let $\mathcal{P} \in \mathbb{R}^{H \times W}$ represent the PAN image, where H and W denote height and width, respectively. The MS image, denoted as $\mathcal{M} \in \mathbb{R}^{h \times w \times c}$, possesses height h , width w , and spectral bands c . The HRMS image $\mathcal{H} \in \mathbb{R}^{H \times W \times c}$ is obtained by fusing the PAN and MS images. Furthermore, the low-resolution multispectral image (LRMS) is $\mathcal{L} \in \mathbb{R}^{\frac{h}{r} \times \frac{w}{r} \times c}$, and the low-resolution panchromatic image (LRPAN) is $\mathcal{L}^P \in \mathbb{R}^{\frac{h}{r} \times \frac{w}{r}}$, where r is the resolution ratio between the MS and PAN images, i.e. $r = \frac{H}{h}$. These downsampled images are obtained using the MTF filter and the downsampling operation described in the supplementary material. These degradation processes are represented as follows:

$$\mathcal{L}, \mathcal{L}^P = \text{MTF}_{\downarrow}(\mathcal{M}, \mathcal{P}) \quad (1)$$

where $\text{MTF}_{\downarrow}(\cdot)$ symbolizes the combined MTF filtering and downsampling operations.

3.2 Overview

This section will use the Algorithm 1 to outline our TRA-PAN. Our method begins with the pre-training stage, consisting of the DAM and warm-up procedures. They are delineated by Line 1-Line 4 and Line 7-Line 12, respectively. The DAM procedure trains a spectral degradation-aware network, parameterized by θ_D , to model the spectral degradation from \mathcal{M} to \mathcal{L}^P .

This learned degradation subsequently guides the training of the fusion network in the Random Alternation Optimization (RAO) stage. This strategy accelerates network convergence and mitigates potential negative influences from reduced-resolution training. It provides effective initial parameters θ_R for the fusion network, establishing a solid foundation for the subsequent random alternating training. The method then proceeds to the RAO stage, detailed in Line 5-Line 19. Aided by the DAM procedure, θ_R is optimized through random alternating training on both reduced- and full-resolution images. Following optimization, the fusion network performs the final inference, taking \mathcal{M} and \mathcal{P} as inputs to generate the HRMS image \mathcal{H} .

$$\mathcal{H} = f(\mathcal{M}, \mathcal{P}; \theta_R) \quad (2)$$

Here, $f(\cdot, \cdot; \theta_R)$ denotes the fusion network with its learnable parameters.

3.3 Stage 1: Pre-training

DAM Procedure This procedure learns the complex non-linear spectral degradation from \mathcal{M} to \mathcal{L}^P . Given data scarcity in one-shot training, which can lead to overfitting and protracted training with complex architectures, we utilize a simple yet effective MLP to model spectral degradation. *For a detailed analysis of this MLP architecture, refer to the supplementary material.*

During training, a ten-crop data augmentation is applied to \mathcal{M} , \mathcal{L} , and \mathcal{L}^P . Five cropped sections, with horizontal flips, yield ten augmented patches. This strategy mitigates potential overfitting in the one-shot learning context.

Algorithm 1: Overall TRA-PAN Framework

Data: MS \mathcal{M} , PAN \mathcal{P} and their i -th augmentation $\mathcal{M}_i, \mathcal{P}_i$, DAM training epochs n_1 , RAO training epochs n_2 , Ratio p , Warm-up epochs m .

Function: DAM procedure with parameters $g(\cdot; \theta_D)$, fusion network in RAO stage with parameters $f(\cdot, \cdot; \theta_R)$, combined MTF filtering and downsampling operations $\text{MTF}_{\downarrow}(\cdot)$

Result: HRMS \mathcal{H} .

// Training of DAM procedure

```

1 for  $i = 1$  to  $n_1$  do
2    $\mathcal{D}_i^M \leftarrow g(\mathcal{M}_i; \theta_D)$ 
3   Update  $\theta_D$  based on Eq. (5)
4 end

// Training of RAO stage
5 for  $j = 1$  to  $n_2$  do
6    $u \sim \text{Uniform}(0, 1)$ 

   // Warm-up procedure
7   if  $j > m$  then
8      $\mathcal{L}_i \leftarrow \text{MTF}_{\downarrow}(\mathcal{M}_i)$ 
9      $\mathcal{L}_i^P \leftarrow \text{MTF}_{\downarrow}(\mathcal{P}_i)$ 
10     $\mathcal{M}_i^H \leftarrow f(\mathcal{L}_i, \mathcal{L}_i^P; \theta_R)$ 
11    Update  $\theta_R$  based on Eq. (6)
12  end

13  if  $u < p$  then
14     $\hat{\mathcal{H}} \leftarrow f(\mathcal{M}, \mathcal{P}; \theta_R)$ 
15     $\mathcal{D}^H \leftarrow g(\hat{\mathcal{H}}; \theta_D)$ 
16     $\hat{\mathcal{L}} \leftarrow \text{MTF}_{\downarrow}(\hat{\mathcal{H}})$ 
17    Update  $\theta_R$  based on Eq. (9)
18  end
19 end

```

// Inference

```

20  $\mathcal{H} \leftarrow f(\mathcal{M}, \mathcal{P}; \theta_R)$ 

```

Table 1: Comparisons on WV3, QB, and GF2 full-resolution datasets, each with 20 samples. Best: **bold**, and second-best: underline.

Methods	WV3			QB			GF2		
	$D_\lambda \downarrow$	$D_s \downarrow$	HQNR \uparrow	$D_\lambda \downarrow$	$D_s \downarrow$	HQNR \uparrow	$D_\lambda \downarrow$	$D_s \downarrow$	HQNR \uparrow
TV [26] ²⁰¹³	0.024	0.039	0.938	0.055	0.100	0.850	0.055	0.112	0.839
MTF-GLP-FS [38] ²⁰¹⁸	<u>0.020</u>	0.063	0.918	0.047	0.150	0.810	0.035	0.143	0.828
BDS-PC [35] ²⁰¹⁹	0.063	0.073	0.869	0.198	0.164	0.672	0.076	0.155	0.781
FusionNet [9] ²⁰²¹	0.025	0.044	0.932	0.057	0.052	0.894	0.035	0.101	0.867
LAGNet [18] ²⁰²²	0.036	0.041	0.925	0.086	0.068	0.852	0.028	0.079	0.895
LGPNet [52] ²⁰²³	0.022	0.039	0.940	0.074	0.061	0.870	0.030	0.080	0.892
CANNet [12] ²⁰²⁴	<u>0.020</u>	<u>0.029</u>	0.951	0.038	0.047	<u>0.917</u>	0.019	0.063	0.919
ZS-Pan [3] ²⁰²⁴	<u>0.026</u>	0.031	0.945	0.053	0.082	0.870	0.054	0.100	0.852
PanMamba [17] ²⁰²⁵	<u>0.020</u>	0.031	<u>0.954</u>	0.049	<u>0.044</u>	0.910	<u>0.023</u>	<u>0.057</u>	<u>0.921</u>
Proposed	0.019	0.015	0.966	<u>0.045</u>	0.033	0.924	0.031	0.040	0.930

3.4 Stage 2: Random Alternating Optimization

RAO Stage The Random Alternating Optimization (RAO) stage trains the fusion network using a random alternating strategy. Each epoch invariably involves reduced-resolution training, followed by a probabilistic decision (with probability p) to incorporate full-resolution training. This injects randomness, acting as a regularizer to mitigate overfitting to a single resolution.

Reduced-resolution For reduced-resolution training, a small dataset is created from a $\mathcal{L}^P/\mathcal{L}$ using the data augmentation from the DAM procedure. The fusion backbone can be any pansharpening architecture. Our experiments adopt FusionNet [9] as the base model. The output of this training phase is a fused image \mathcal{M}_i^H . The parameter θ_R update process for the fusion network is as follows:

$$\theta_R^{(k+1)} = \arg \min_{\theta_R^{(k)}} \|\mathcal{M}_i^H - \mathcal{M}_i\|_2^2 \quad (6)$$

The parameters θ_R are iteratively updated by minimizing the ℓ_2 norm between \mathcal{M}_i^H and \mathcal{M}_i . Consequently, the network’s performance is enhanced, providing crucial auxiliary support for the overall RAO stage.

Full-resolution In full-resolution training, the DAM-trained degradation model is used. Specifically, the predicted HRMS image $\hat{\mathcal{H}} \in \mathbb{R}^{H \times W \times c}$ is fed into the DAM to generate $\mathcal{D}^H \in \mathbb{R}^{H \times W}$. Spectral loss $\mathcal{L}_{spectral}$ between \mathcal{D}^H and \mathcal{P} recovers high-frequency details, attenuated by the sensor’s MTF.

$$\mathcal{L}_{spectral} = \|\mathcal{D}^H - \mathcal{P}\|_2^2 \quad (7)$$

Additionally, the predicted HRMS image $\hat{\mathcal{H}}$ is downsampled to produce $\hat{\mathcal{L}} \in \mathbb{R}^{h \times w \times c}$. To maintain spatial consistency, a spatial loss $\mathcal{L}_{spatial}$, is introduced. This loss ensures the fusion process preserves essential spatial details and structural integrity. The spatial loss is formulated as:

$$\mathcal{L}_{spatial} = \|\hat{\mathcal{L}} - \mathcal{M}\|_2^2 \quad (8)$$

Throughout this process, we continue to optimize the parameter θ_R used in the reduced-resolution phase. The whole optimization process in the RAO stage is formalized as:

$$\theta_R^{(k+1)} = \arg \min_{\theta_R^{(k)}} (\lambda_1 \mathcal{L}_{spectral}(\hat{\mathcal{D}}^P, \mathcal{P}) + \lambda_2 \mathcal{L}_{spatial}(\hat{\mathcal{L}}, \mathcal{M})) \quad (9)$$

where θ_R represents the parameters learned during the RAO stage, and λ_1 and λ_2 are hyperparameters used to balance the importance of the spectral and spatial losses.

4 Experiments

Our experiments utilize three satellite imagery datasets—WorldView-3 (WV3), QuickBird (QB), and GaoFen-2 (GF2)—sourced from the PanCollection repository [11]³. Wald’s protocol [40, 10] is

³<https://github.com/liangjiandeng/PanCollection>

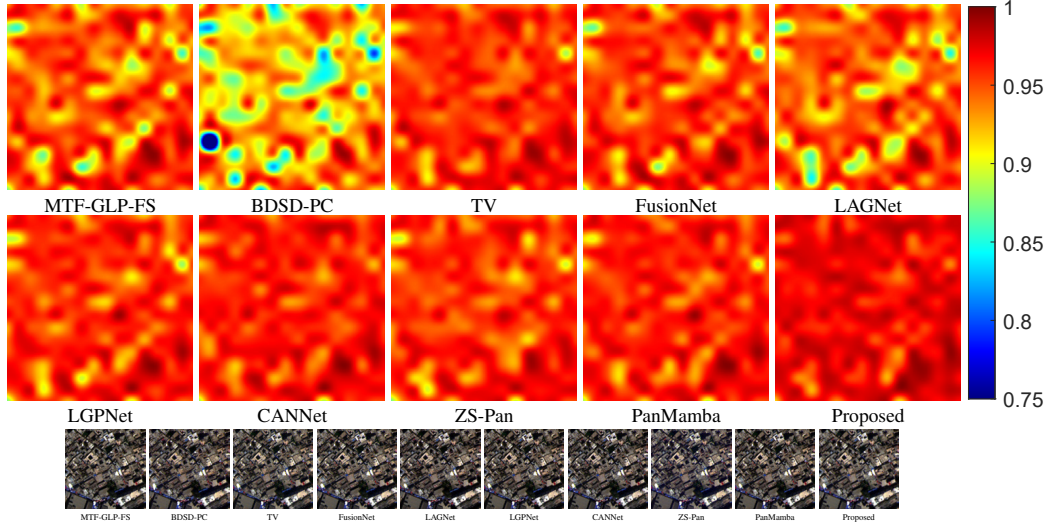


Figure 3: The HQNR maps (Top) and visual results (bottom) of all compared approaches on the WV3 full-resolution dataset.

applied for MTF filtering. Due to our method’s instance-specific nature, cross-dataset generalization experiments on WorldView-2 (WV2) are omitted. Performance in real-world scenarios is assessed using established full-resolution metrics: D_s , D_λ , and HQNR [2]. HQNR, a comprehensive metric derived from D_s and D_λ , is prioritized for its widespread adoption in assessing fusion quality. We retain HQNR as the primary fusion quality measure for consistency and robust comparisons with prior studies. Although newer metrics with potentially better Human Visual System (HVS) correlation exist [30, 1, 32], they are not yet broadly adopted by the research community. All model loss functions are formulated using ℓ_2 norm, and the Adam optimizer [19] is employed throughout all stages. For the RAO stage, training is conducted with a batch size of 8 over 250 epochs. The DAM procedure is trained using a batch size of 1 and for 250 epochs. Experiments are primarily performed on an NVIDIA GeForce RTX 4070 Ti SUPER GPU. *Due to the space limitation, additional experiments including the impact of various backbones, analysis of sampling ratio p , and further training details are provided in the supplementary material.*

4.1 Comparison with SOTA methods

We benchmark our method against nine competitors: three classical (MTF-GLP-FS [38], BDSD-PC [35], TV [26]) and six deep learning (DL)-based (FusionNet [9], LAGNet [18], LGPNet [52], CANNNet [12], ZS-Pan [3], PanMamba [17]). Because of representativeness, we selected these methods from reduced-resolution training and hybrid training approaches. This comparison showcases our method’s generalization, aiming for superior performance with less training and fewer parameters, and its advantages over phase-based methods like ZS-Pan. FusionNet is our fusion network that reduces training time and mitigates overfitting. Since our method is designed for real-world scenarios, the comparative analysis primarily focuses on full-resolution results. *We also provide reduced-resolution metrics and visuals in the supplementary material.* Table 1 provides a comprehensive comparison with SOTA techniques across three datasets. Our approach demonstrates strong performance across all metrics, particularly on the WV3 dataset. Specifically, it achieves HQNR improvements of 0.012 (WV3), 0.007 (QB), and 0.009 (GF2) over the second-best methods. These results underscore our framework’s distinct advantages and competitiveness.

4.2 Ablation Study and Analysis

Warm-up Strategy To demonstrate the effectiveness of the proposed warm-up strategy, an ablation study is conducted on the WV3 dataset, comparing three approaches: 20 epochs of full-resolution warm-up, 20 epochs of reduced-resolution warm-up, and no warm-up. As indi-

Table 2: Experiment on warm-up strategies at different resolutions.

Warmup Strategy	WV3		
	$D_\lambda \downarrow$	$D_s \downarrow$	HQNR \uparrow
w Full	0.0193	0.0154	0.9657
w Reduced	0.0286	0.0252	0.9469
w/o Warmup	0.0266	0.0263	0.9478

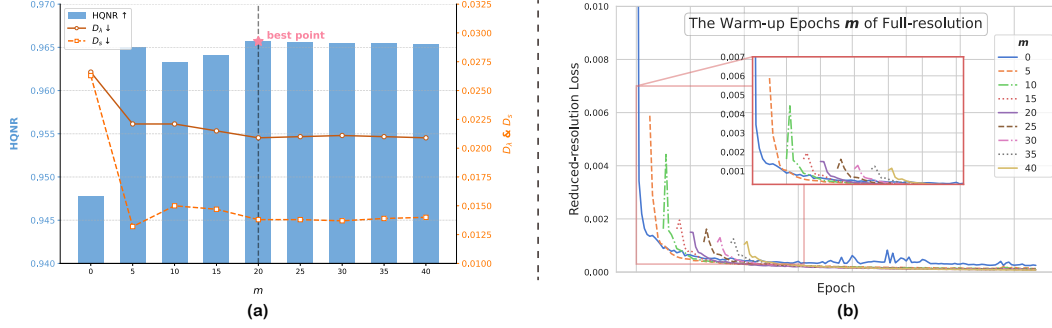


Figure 4: Impact of warm-up epochs m on model performance and training dynamics. The left panel illustrates the effect of varying warm-up epochs on the HQNR, alongside D_λ , D_s metrics. The right panel depicts the relationship between the number of m and the corresponding loss of the fusion network during the subsequent reduced-resolution training in the RAO stage.

cated in Table 2, full-resolution warm-up (first row) significantly aids the network in finding optimal solutions. Conversely, reduced-resolution warm-up (second row) leads to a performance decrease compared to no warm-up (third row), confirming its supplementary role. Our experiments reveal that full-resolution warm-up yields superior results, as direct training on reduced-resolution data often traps the network in suboptimal solutions, especially with real-world data.

Training Order To validate the effectiveness of our random alternating training, we evaluate three distinct training order strategies, with results presented in Table 3. The first strategy (first row) applies our proposed random alternation, where full-resolution training is chosen with probability $p = 0.8$ and reduced-resolution training with probability 0.2 in each epoch. The second strategy (second row) employs the same number of full- and reduced-resolution epochs but in a fixed sequence: full-resolution training followed by reduced-resolution training (denoted “Full/Reduced”). The third strategy (third row) reverses this fixed sequence, performing reduced-resolution training before full-resolution training. As shown in Table 3, the model’s performance significantly deteriorates under the fixed-sequence configurations, thereby underscoring the efficacy of the proposed random alternating training strategy.

Table 3: Training order strategies for different resolutions.

Training Order	WV3		
	$D_\lambda \downarrow$	$D_s \downarrow$	HQNR \uparrow
Alternating	0.0193	0.0154	0.9657
Full/Reduced	0.0316	0.0323	0.9372
Reduced/Full	0.0234	0.0393	0.9384

Random Sampling Strategy

We investigate the impact of different random sampling strategies on performance by testing three configurations. The first configuration ensures reduced-resolution training each epoch, with full-resolution training selected with probability p (details in Algorithm 1, Line 7-Line 12).

Table 4: Comparison of different random sampling strategies for training.

Random Sampling Strategy	WV3		
	$D_\lambda \downarrow$	$D_s \downarrow$	HQNR \uparrow
Always Reduced	0.0193	0.0154	0.9657
Always Full	0.0248	0.0326	0.9435
Random	0.0256	0.0261	0.9491

The second configuration ensures full-resolution training each epoch, with reduced-resolution training selected with probability p , which involves swapping the procedures detailed in Line 7-Line 12 with those in Line 13-Line 18. The third configuration randomly selects either reduced- or full-resolution training for each epoch, achievable by adding a sub-condition “branch is REDUCED” after Line 18. Results Table 4 indicate that continuous full-resolution training can lead to optimization drift due to weak supervision. The first strategy, adopted in our SOTA experiments, outperformed the others, highlighting the detrimental effect of excessive continuous full-resolution training.

4.3 Discussion

Warm-up Epochs This section investigates the influence of the warm-up epoch count m , a critical hyperparameter. Experiments on the WV3 dataset, holding other hyperparameters constant, show that increasing m from 0 to 20 improves the model’s ability to find optimal solutions during full-resolution training (Fig. 4 (a)). Notably, Fig. 4 (a) also illustrates that the fusion quality is not sensitive to m within a reasonable range, demonstrating the robustness of our method. This reduces initial loss in subsequent reduced-resolution training, accelerates convergence, and increases HQNR. At $m = 20$, the model achieves an optimal initial state for the RAO stage. However, larger m values risk trapping the model in local optima during full-resolution training, diminishing the corrective effect of reduced-resolution training, and slightly reducing HQNR.

The line graph in Fig. 4 (b) illustrates the relationship between warm-up epochs and network loss during subsequent reduced-resolution training. This highlights the criticality of m : too few epochs prevent reaching the optimal solution region, while too many hinder adaptation to reduced-resolution data, leading to suboptimal performance. Thus, selecting an appropriate m is crucial for a robust RAO stage starting point.

5 Conclusion and Limitation

This paper introduces TRA-PAN, a two-stage one-shot pansharpening framework using random alternating training alongside a warm-up procedure, enabling instance-specific optimization for any given MS/PAN image pair. Alternating training optimizes the fusion model, while warm-up accelerates convergence. Experiments show that TRA-PAN outperforms SOTA methods regarding metrics and visual quality, proving its practical effectiveness. A limitation is slightly increased training time due to random alternation, though it remains acceptable.

Acknowledgments and Disclosure of Funding

References

- [1] Oscar A Agudelo-Medina, Hernan Dario Benitez-Restrepo, Gemine Vivone, and Alan Bovik. Perceptual quality assessment of pan-sharpened images. *Remote Sensing*, 11(7):877, 2019.
- [2] Alberto Arienzo, Gemine Vivone, Andrea Garzelli, Luciano Alparone, and Jocelyn Chanussot. Full-resolution quality assessment of pansharpening: Theoretical and hands-on approaches. *IEEE Geoscience and Remote Sensing Magazine*, 10(3):168–201, 2022.
- [3] Qi Cao, Liang-Jian Deng, Wu Wang, Junming Hou, and Gemine Vivone. Zero-shot semi-supervised learning for pansharpening. *Information Fusion*, 101:102001, 2024.
- [4] Shiqi Cao, Liangjian Deng, and Shangqi Deng. RespanDiff: Diffusion model with disentangled modulations for image fusion. *arXiv preprint arXiv:2501.05091*, 2025.
- [5] Xiangyong Cao, Xueyang Fu, Danfeng Hong, Zongben Xu, and Deyu Meng. Pancsc-net: A model-driven deep unfolding method for pansharpening. *IEEE Transactions on Geoscience and Remote Sensing*, 60: 1–13, 2021.
- [6] Jaewan Choi, Kiyun Yu, and Yongil Kim. A New Adaptive Component-Substitution-Based Satellite Image Fusion by Using Partial Replacement. *IEEE Transactions on Geoscience and Remote Sensing*, 49(1): 295–309, 2011.
- [7] Matteo Ciotola, Sergio Vitale, Antonio Mazza, Giovanni Poggi, and Giuseppe Scarpa. Pansharpening by convolutional neural networks in the full resolution framework. *IEEE Transactions on Geoscience and Remote Sensing*, 60:1–17, 2022.
- [8] Matteo Ciotola, Giuseppe Guarino, Gemine Vivone, Giovanni Poggi, Jocelyn Chanussot, Antonio Plaza, and Giuseppe Scarpa. Hyperspectral pansharpening: Critical review, tools, and future perspectives. *IEEE Geoscience and Remote Sensing Magazine*, 2024.
- [9] Liang-Jian Deng, Gemine Vivone, Cheng Jin, and Jocelyn Chanussot. Detail injection-based deep convolutional neural networks for pansharpening. *IEEE Transactions on Geoscience and Remote Sensing*, page 6995–7010, 2021.

- [10] Liang-Jian Deng, Gemine Vivone, Cheng Jin, and Jocelyn Chanussot. Detail Injection-Based Deep Convolutional Neural Networks for Pansharpening. *IEEE Transactions on Geoscience and Remote Sensing*, 59(8):6995–7010, 2021.
- [11] Liang-jian Deng, Gemine Vivone, Mercedes E. Paoletti, Giuseppe Scarpa, Jiang He, Yongjun Zhang, Jocelyn Chanussot, and Antonio Plaza. Machine Learning in Pansharpening: A benchmark, from shallow to deep networks. *IEEE Geoscience and Remote Sensing Magazine*, 10(3):279–315, 2022.
- [12] Yule Duan, Xiao Wu, Haoyu Deng, and Liang-Jian Deng. Content-adaptive non-local convolution for remote sensing pansharpening. *IEEE/CVF Computer Vision and Pattern Recognition Conference (CVPR)*, 2024.
- [13] Xueyang Fu, Zihuang Lin, Yue Huang, and Xinghao Ding. A variational pan-sharpening with local gradient constraints. In *2019 IEEE/CVF Conference on Computer Vision and Pattern Recognition (CVPR)*, pages 10257–10266, 2019.
- [14] Xueyang Fu, Zihuang Lin, Yue Huang, and Xinghao Ding. A Variational Pan-Sharpener With Local Gradient Constraints. In *2019 IEEE/CVF Conference on Computer Vision and Pattern Recognition (CVPR)*, pages 10257–10266. IEEE, 2019.
- [15] Meiqi Gong, Hao Zhang, Hebaixu Wang, Jun Chen, Jun Huang, Xin Tian, and Jiayi Ma. Cross-scale domain adaptation with comprehensive information for pansharpening. In *Proceedings of the Thirty-Third International Joint Conference on Artificial Intelligence*, pages 785–793, 2024.
- [16] Guiqing He, Siyuan Xing, Zhaoqiang Xia, Qingqing Huang, and Jianping Fan. Panchromatic and multi-spectral image fusion for new satellites based on multi-channel deep model. *Machine Vision and Applications*, 29:933–946, 2018.
- [17] Xuanhua He, Ke Cao, Jie Zhang, Keyu Yan, Yingying Wang, Rui Li, Chengjun Xie, Danfeng Hong, and Man Zhou. Pan-mamba: Effective pan-sharpening with state space model. *Information Fusion*, 115: 102779, 2025.
- [18] Zi-Rong Jin, Tian-Jing Zhang, Tai-Xiang Jiang, Gemine Vivone, and Liang-Jian Deng. Lagconv: Local-context adaptive convolution kernels with global harmonic bias for pansharpening. In *Proceedings of the AAAI conference on artificial intelligence*, pages 1113–1121, 2022.
- [19] Diederik P. Kingma and Jimmy Ba. Adam: A method for stochastic optimization. In *3rd International Conference on Learning Representations, ICLR 2015, San Diego, CA, USA, May 7-9, 2015, Conference Track Proceedings*, 2015.
- [20] Shutao Li, Haitao Yin, and Leyuan Fang. Remote sensing image fusion via sparse representations over learned dictionaries. *IEEE transactions on geoscience and remote sensing*, 51(9):4779–4789, 2013.
- [21] Jiayi Ma, Han Xu, Junjun Jiang, Xiaoguang Mei, and Xiao-Ping Zhang. Ddrgan: A dual-discriminator conditional generative adversarial network for multi-resolution image fusion. *IEEE Transactions on Image Processing*, 29:4980–4995, 2020.
- [22] Jiayi Ma, Wei Yu, Chen Chen, Pengwei Liang, Xiaojie Guo, and Junjun Jiang. Pan-gan: An unsupervised pan-sharpening method for remote sensing image fusion. *Information Fusion*, 62:110–120, 2020.
- [23] Giuseppe Masi, Davide Cozzolino, Luisa Verdoliva, and Giuseppe Scarpa. Pansharpening by convolutional neural networks. *Remote Sensing*, 8(7):594, 2016.
- [24] Giuseppe Masi, Davide Cozzolino, Luisa Verdoliva, and Giuseppe Scarpa. Pansharpening by convolutional neural networks. *Remote Sensing*, 8(7):594, 2016.
- [25] Xiangchao Meng, Huanfeng Shen, Huifang Li, Liangpei Zhang, and Randi Fu. Review of the pansharpening methods for remote sensing images based on the idea of meta-analysis: Practical discussion and challenges. *Information Fusion*, 46:102–113, 2019.
- [26] Frosti Palsson, Johannes R. Sveinsson, and Magnus O. Ulfarsson. A new pansharpening algorithm based on total variation. *IEEE Geoscience and Remote Sensing Letters*, page 318–322, 2013.
- [27] Rocco Restaino. Pansharpening techniques: Optimizing the loss function for convolutional neural networks. *Remote Sensing*, 17(1), 2025.
- [28] Xiangyu Rui, Xiangyong Cao, Zeyu Zhu, Zongsheng Yue, and Deyu Meng. Unsupervised pansharpening via low-rank diffusion model. *arXiv preprint arXiv:2305.10925*, 2(6), 2023.

- [29] Xiangyu Rui, Xiangyong Cao, Yining Li, and Deyu Meng. Variational zero-shot multispectral pansharpening. *IEEE Transactions on Geoscience and Remote Sensing*, 2024.
- [30] Giuseppe Scarpa and Matteo Ciotola. Full-resolution quality assessment for pansharpening. *Remote Sensing*, 14(8):1808, 2022.
- [31] Assaf Shocher, Nadav Cohen, and Michal Irani. “zero-shot” super-resolution using deep internal learning. In *Proceedings of the IEEE conference on computer vision and pattern recognition*, pages 3118–3126, 2018.
- [32] Igor Stępień and Mariusz Oszust. No-reference quality assessment of pan-sharpening images with multi-level deep image representations. *Remote Sensing*, 14(5):1119, 2022.
- [33] Xin Tian, Yuerong Chen, Changcai Yang, and Jiayi Ma. Variational Pansharpening by Exploiting Cartoon-Texture Similarities. *IEEE Transactions on Geoscience and Remote Sensing*, 60:1–16, 2022.
- [34] Sergio Vitale and Giuseppe Scarpa. A detail-preserving cross-scale learning strategy for cnn-based pansharpening. *Remote Sensing*, 12(3):348, 2020.
- [35] Gemine Vivone. Robust band-dependent spatial-detail approaches for panchromatic sharpening. *IEEE Transactions on Geoscience and Remote Sensing*, page 6421–6433, 2019.
- [36] Gemine Vivone. Robust Band-Dependent Spatial-Detail Approaches for Panchromatic Sharpening. *IEEE Transactions on Geoscience and Remote Sensing*, 57(9):6421–6433, 2019.
- [37] Gemine Vivone, Rocco Restaino, Mauro Dalla Mura, Giorgio Licciardi, and Jocelyn Chanussot. Contrast and Error-Based Fusion Schemes for Multispectral Image Pansharpening. *IEEE Geoscience and Remote Sensing Letters*, 11(5):930–934, 2014.
- [38] Gemine Vivone, Rocco Restaino, and Jocelyn Chanussot. Full scale regression-based injection coefficients for panchromatic sharpening. *IEEE Transactions on Image Processing*, 27(7):3418–3431, 2018.
- [39] Gemine Vivone, Rocco Restaino, and Jocelyn Chanussot. Full Scale Regression-Based Injection Coefficients for Panchromatic Sharpening. *IEEE Transactions on Image Processing*, 27(7):3418–3431, 2018.
- [40] Lucien Wald, Thierry Ranchin, and Marc Mangolini. Fusion of satellite images of different spatial resolutions: Assessing the quality of resulting images. *Photogrammetric engineering and remote sensing*, 63(6):691–699, 1997.
- [41] Hebaixu Wang, Hao Zhang, Xin Tian, and Jiayi Ma. Zero-sharpen: A universal pansharpening method across satellites for reducing scale-variance gap via zero-shot variation. *Information Fusion*, 101:102003, 2024.
- [42] Peng Wang, Hongyu Yao, Cai Li, Gong Zhang, and Henry Leung. Multiresolution analysis based on dual-scale regression for pansharpening. *IEEE Transactions on Geoscience and Remote Sensing*, 60:1–19, 2021.
- [43] Wenqing Wang, Licheng Jiao, and Shuyuan Yang. Fusion of multispectral and panchromatic images via sparse representation and local autoregressive model. *Information fusion*, 20:73–87, 2014.
- [44] Yancong Wei, Qiangqiang Yuan, Huanfeng Shen, and Liangpei Zhang. Boosting the accuracy of multispectral image pansharpening by learning a deep residual network. *IEEE Geoscience and Remote Sensing Letters*, 14(10):1795–1799, 2017.
- [45] Yinghui Xing, Litao Qu, Shizhou Zhang, Kai Zhang, Yanning Zhang, and Lorenzo Bruzzone. Crossdiff: Exploring self-supervised representation of pansharpening via cross-predictive diffusion model. *IEEE Transactions on Image Processing*, 2024.
- [46] Han Xu, Jiayi Ma, Junjun Jiang, Xiaojie Guo, and Haibin Ling. U2fusion: A unified unsupervised image fusion network. *IEEE transactions on pattern analysis and machine intelligence*, 44(1):502–518, 2020.
- [47] Gang Yang, Xiangyong Cao, Wenzhe Xiao, Man Zhou, Aiping Liu, Xun Chen, and Deyu Meng. Panflownet: A flow-based deep network for pan-sharpening. In *Proceedings of the IEEE/CVF International Conference on Computer Vision*, pages 16857–16867, 2023.
- [48] Guishuo Yang, Kai Zhang, Feng Zhang, Jian Wang, and Jiande Sun. Cross-resolution semi-supervised adversarial learning for pansharpening. *IEEE Transactions on Geoscience and Remote Sensing*, 61:1–17, 2023.

- [49] Yong Yang, Mengzhen Li, Shuying Huang, Hangyuan Lu, Wei Tu, and Weiguo Wan. Multi-scale spatial-spectral attention guided fusion network for pansharpening. In *Proceedings of the 31st ACM International Conference on Multimedia*, pages 3346–3354, 2023.
- [50] Hao Zhang and Jiayi Ma. Gtp-pnet: A residual learning network based on gradient transformation prior for pansharpening. *ISPRS Journal of Photogrammetry and Remote Sensing*, 172:223–239, 2021.
- [51] Wenwen Zhang, Jing Li, Feng Zhang, Jiande Sun, and Kai Zhang. Unsupervised change detection of multispectral images based on pca and low-rank prior. *IEEE Geoscience and Remote Sensing Letters*, 19: 1–5, 2021.
- [52] Chen-Yu Zhao, TianJing Zhang, Ran Ran, Zhi-Xuan Chen, and Liang-Jian Deng. Lgpconv: Learnable gaussian perturbation convolution for lightweight pansharpening. *International Joint Conference on Artificial Intelligence (IJCAI)*, 2023.
- [53] Changsheng Zhou, Jiangshe Zhang, Junmin Liu, Chunxia Zhang, Rongrong Fei, and Shuang Xu. Perceppan: Towards unsupervised pan-sharpening based on perceptual loss. *Remote Sensing*, 12(14), 2020.

NeurIPS Paper Checklist

1. Claims

Question: Do the main claims made in the abstract and introduction accurately reflect the paper's contributions and scope?

Answer: [\[Yes\]](#)

Justification: The abstract and introduction clearly outline the main contributions and scope, including the TRA-PAN framework, its two-stage process (Pre-training, RAO), and its instance-specific optimization for pansharpening. The described methodology and experimental setup support the claims of robust, high-quality fusion and superior performance.

Guidelines:

- The answer NA means that the abstract and introduction do not include the claims made in the paper.
- The abstract and/or introduction should clearly state the claims made, including the contributions made in the paper and important assumptions and limitations. A No or NA answer to this question will not be perceived well by the reviewers.
- The claims made should match theoretical and experimental results, and reflect how much the results can be expected to generalize to other settings.
- It is fine to include aspirational goals as motivation as long as it is clear that these goals are not attained by the paper.

2. Limitations

Question: Does the paper discuss the limitations of the work performed by the authors?

Answer: [\[Yes\]](#)

Justification: The paper discusses its limitations in Section 5.

Guidelines:

- The answer NA means that the paper has no limitation while the answer No means that the paper has limitations, but those are not discussed in the paper.
- The authors are encouraged to create a separate "Limitations" section in their paper.
- The paper should point out any strong assumptions and how robust the results are to violations of these assumptions (e.g., independence assumptions, noiseless settings, model well-specification, asymptotic approximations only holding locally). The authors should reflect on how these assumptions might be violated in practice and what the implications would be.
- The authors should reflect on the scope of the claims made, e.g., if the approach was only tested on a few datasets or with a few runs. In general, empirical results often depend on implicit assumptions, which should be articulated.
- The authors should reflect on the factors that influence the performance of the approach. For example, a facial recognition algorithm may perform poorly when image resolution is low or images are taken in low lighting. Or a speech-to-text system might not be used reliably to provide closed captions for online lectures because it fails to handle technical jargon.
- The authors should discuss the computational efficiency of the proposed algorithms and how they scale with dataset size.
- If applicable, the authors should discuss possible limitations of their approach to address problems of privacy and fairness.
- While the authors might fear that complete honesty about limitations might be used by reviewers as grounds for rejection, a worse outcome might be that reviewers discover limitations that aren't acknowledged in the paper. The authors should use their best judgment and recognize that individual actions in favor of transparency play an important role in developing norms that preserve the integrity of the community. Reviewers will be specifically instructed to not penalize honesty concerning limitations.

3. Theory assumptions and proofs

Question: For each theoretical result, does the paper provide the full set of assumptions and a complete (and correct) proof?

Answer: [NA]

Justification: This paper does not contain rigorous theoretical assumptions and proofs. However, an approximate analysis of the Degradation-Aware Modeling (DAM) capability to capture spectral degradation is provided in the supplementary material.

Guidelines:

- The answer NA means that the paper does not include theoretical results.
- All the theorems, formulas, and proofs in the paper should be numbered and cross-referenced.
- All assumptions should be clearly stated or referenced in the statement of any theorems.
- The proofs can either appear in the main paper or the supplemental material, but if they appear in the supplemental material, the authors are encouraged to provide a short proof sketch to provide intuition.
- Inversely, any informal proof provided in the core of the paper should be complemented by formal proofs provided in appendix or supplemental material.
- Theorems and Lemmas that the proof relies upon should be properly referenced.

4. Experimental result reproducibility

Question: Does the paper fully disclose all the information needed to reproduce the main experimental results of the paper to the extent that it affects the main claims and/or conclusions of the paper (regardless of whether the code and data are provided or not)?

Answer: [Yes]

Justification: The paper provides significant details regarding the experimental setup in Section 4, including datasets used (WV3, QB, GF2 from PanCollection repository), MTF filtering protocol, evaluation metrics, optimizer details (Adam), batch sizes, epoch numbers, and GPU used. Further information like network backbone specifics, MLP architecture for DAM, data augmentation procedure, MTF filter specifics, and analysis of sampling ratio p are stated in the *supplementary material*. The complete code will be published on GitHub upon acceptance for further research and discussion.

Guidelines:

- The answer NA means that the paper does not include experiments.
- If the paper includes experiments, a No answer to this question will not be perceived well by the reviewers: Making the paper reproducible is important, regardless of whether the code and data are provided or not.
- If the contribution is a dataset and/or model, the authors should describe the steps taken to make their results reproducible or verifiable.
- Depending on the contribution, reproducibility can be accomplished in various ways. For example, if the contribution is a novel architecture, describing the architecture fully might suffice, or if the contribution is a specific model and empirical evaluation, it may be necessary to either make it possible for others to replicate the model with the same dataset, or provide access to the model. In general, releasing code and data is often one good way to accomplish this, but reproducibility can also be provided via detailed instructions for how to replicate the results, access to a hosted model (e.g., in the case of a large language model), releasing of a model checkpoint, or other means that are appropriate to the research performed.
- While NeurIPS does not require releasing code, the conference does require all submissions to provide some reasonable avenue for reproducibility, which may depend on the nature of the contribution. For example
 - (a) If the contribution is primarily a new algorithm, the paper should make it clear how to reproduce that algorithm.
 - (b) If the contribution is primarily a new model architecture, the paper should describe the architecture clearly and fully.

- (c) If the contribution is a new model (e.g., a large language model), then there should either be a way to access this model for reproducing the results or a way to reproduce the model (e.g., with an open-source dataset or instructions for how to construct the dataset).
- (d) We recognize that reproducibility may be tricky in some cases, in which case authors are welcome to describe the particular way they provide for reproducibility. In the case of closed-source models, it may be that access to the model is limited in some way (e.g., to registered users), but it should be possible for other researchers to have some path to reproducing or verifying the results.

5. Open access to data and code

Question: Does the paper provide open access to the data and code, with sufficient instructions to faithfully reproduce the main experimental results, as described in supplemental material?

Answer: [Yes]

Justification: The datasets are publicly accessible, and the code will be released upon acceptance.

Guidelines:

- The answer NA means that paper does not include experiments requiring code.
- Please see the NeurIPS code and data submission guidelines (<https://nips.cc/public/guides/CodeSubmissionPolicy>) for more details.
- While we encourage the release of code and data, we understand that this might not be possible, so “No” is an acceptable answer. Papers cannot be rejected simply for not including code, unless this is central to the contribution (e.g., for a new open-source benchmark).
- The instructions should contain the exact command and environment needed to run to reproduce the results. See the NeurIPS code and data submission guidelines (<https://nips.cc/public/guides/CodeSubmissionPolicy>) for more details.
- The authors should provide instructions on data access and preparation, including how to access the raw data, preprocessed data, intermediate data, and generated data, etc.
- The authors should provide scripts to reproduce all experimental results for the new proposed method and baselines. If only a subset of experiments are reproducible, they should state which ones are omitted from the script and why.
- At submission time, to preserve anonymity, the authors should release anonymized versions (if applicable).
- Providing as much information as possible in supplemental material (appended to the paper) is recommended, but including URLs to data and code is permitted.

6. Experimental setting/details

Question: Does the paper specify all the training and test details (e.g., data splits, hyperparameters, how they were chosen, type of optimizer, etc.) necessary to understand the results?

Answer: [Yes]

Justification: Section 4 details datasets, evaluation metrics, optimizer, batch sizes, and epoch numbers. Section 4.2 and Section 4.3 discuss hyperparameter choices like warm-up epochs. The supplementary material contains further details on backbones, sampling ratio p , and training.

Guidelines:

- The answer NA means that the paper does not include experiments.
- The experimental setting should be presented in the core of the paper to a level of detail that is necessary to appreciate the results and make sense of them.
- The full details can be provided either with the code, in appendix, or as supplemental material.

7. Experiment statistical significance

Question: Does the paper report error bars suitably and correctly defined or other appropriate information about the statistical significance of the experiments?

Answer: [No]

Justification: The quantitative results presented in Table 1 report single numerical values for the metrics and do not include error bars, standard deviations, or other measures of statistical significance for the experimental results.

Guidelines:

- The answer NA means that the paper does not include experiments.
- The authors should answer "Yes" if the results are accompanied by error bars, confidence intervals, or statistical significance tests, at least for the experiments that support the main claims of the paper.
- The factors of variability that the error bars are capturing should be clearly stated (for example, train/test split, initialization, random drawing of some parameter, or overall run with given experimental conditions).
- The method for calculating the error bars should be explained (closed form formula, call to a library function, bootstrap, etc.)
- The assumptions made should be given (e.g., Normally distributed errors).
- It should be clear whether the error bar is the standard deviation or the standard error of the mean.
- It is OK to report 1-sigma error bars, but one should state it. The authors should preferably report a 2-sigma error bar than state that they have a 96% CI, if the hypothesis of Normality of errors is not verified.
- For asymmetric distributions, the authors should be careful not to show in tables or figures symmetric error bars that would yield results that are out of range (e.g. negative error rates).
- If error bars are reported in tables or plots, The authors should explain in the text how they were calculated and reference the corresponding figures or tables in the text.

8. Experiments compute resources

Question: For each experiment, does the paper provide sufficient information on the computer resources (type of compute workers, memory, time of execution) needed to reproduce the experiments?

Answer: [Yes]

Justification: Section 4 states that experiments were primarily performed on an NVIDIA GeForce RTX 4070 Ti SUPER GPU. Supplementary material further specifies.

Guidelines:

- The answer NA means that the paper does not include experiments.
- The paper should indicate the type of compute workers CPU or GPU, internal cluster, or cloud provider, including relevant memory and storage.
- The paper should provide the amount of compute required for each of the individual experimental runs as well as estimate the total compute.
- The paper should disclose whether the full research project required more compute than the experiments reported in the paper (e.g., preliminary or failed experiments that didn't make it into the paper).

9. Code of ethics

Question: Does the research conducted in the paper conform, in every respect, with the NeurIPS Code of Ethics <https://neurips.cc/public/EthicsGuidelines?>

Answer: [Yes]

Justification: The research adheres to the ethical guidelines set forth by NeurIPS, ensuring responsible conduct in all aspects of the study.

Guidelines:

- The answer NA means that the authors have not reviewed the NeurIPS Code of Ethics.

- If the authors answer No, they should explain the special circumstances that require a deviation from the Code of Ethics.
- The authors should make sure to preserve anonymity (e.g., if there is a special consideration due to laws or regulations in their jurisdiction).

10. **Broader impacts**

Question: Does the paper discuss both potential positive societal impacts and negative societal impacts of the work performed?

Answer: [\[Yes\]](#)

Justification: Section 1 details positive impacts by improving high-resolution multispectral imagery for crucial remote sensing applications, such as environmental monitoring, urban planning, and precision agriculture, enhancing practical utility and robustness.

Guidelines:

- The answer NA means that there is no societal impact of the work performed.
- If the authors answer NA or No, they should explain why their work has no societal impact or why the paper does not address societal impact.
- Examples of negative societal impacts include potential malicious or unintended uses (e.g., disinformation, generating fake profiles, surveillance), fairness considerations (e.g., deployment of technologies that could make decisions that unfairly impact specific groups), privacy considerations, and security considerations.
- The conference expects that many papers will be foundational research and not tied to particular applications, let alone deployments. However, if there is a direct path to any negative applications, the authors should point it out. For example, it is legitimate to point out that an improvement in the quality of generative models could be used to generate deepfakes for disinformation. On the other hand, it is not needed to point out that a generic algorithm for optimizing neural networks could enable people to train models that generate Deepfakes faster.
- The authors should consider possible harms that could arise when the technology is being used as intended and functioning correctly, harms that could arise when the technology is being used as intended but gives incorrect results, and harms following from (intentional or unintentional) misuse of the technology.
- If there are negative societal impacts, the authors could also discuss possible mitigation strategies (e.g., gated release of models, providing defenses in addition to attacks, mechanisms for monitoring misuse, mechanisms to monitor how a system learns from feedback over time, improving the efficiency and accessibility of ML).

11. **Safeguards**

Question: Does the paper describe safeguards that have been put in place for responsible release of data or models that have a high risk for misuse (e.g., pretrained language models, image generators, or scraped datasets)?

Answer: [\[NA\]](#)

Justification: The paper does not describe specific release safeguards as its pansharpening framework utilizes existing public datasets and is not considered to release new, high-risk assets.

Guidelines:

- The answer NA means that the paper poses no such risks.
- Released models that have a high risk for misuse or dual-use should be released with necessary safeguards to allow for controlled use of the model, for example by requiring that users adhere to usage guidelines or restrictions to access the model or implementing safety filters.
- Datasets that have been scraped from the Internet could pose safety risks. The authors should describe how they avoided releasing unsafe images.
- We recognize that providing effective safeguards is challenging, and many papers do not require this, but we encourage authors to take this into account and make a best faith effort.

12. Licenses for existing assets

Question: Are the creators or original owners of assets (e.g., code, data, models), used in the paper, properly credited and are the license and terms of use explicitly mentioned and properly respected?

Answer: [Yes]

Justification: The paper credits the PanCollection repository [11], accessible via <https://github.com/liangjiandeng/PanCollection>, for the datasets utilized. This repository is licensed under the GNU General Public License v3.0 (GPL-3.0).

Guidelines:

- The answer NA means that the paper does not use existing assets.
- The authors should cite the original paper that produced the code package or dataset.
- The authors should state which version of the asset is used and, if possible, include a URL.
- The name of the license (e.g., CC-BY 4.0) should be included for each asset.
- For scraped data from a particular source (e.g., website), the copyright and terms of service of that source should be provided.
- If assets are released, the license, copyright information, and terms of use in the package should be provided. For popular datasets, paperswithcode.com/datasets has curated licenses for some datasets. Their licensing guide can help determine the license of a dataset.
- For existing datasets that are re-packaged, both the original license and the license of the derived asset (if it has changed) should be provided.
- If this information is not available online, the authors are encouraged to reach out to the asset's creators.

13. New assets

Question: Are new assets introduced in the paper well documented and is the documentation provided alongside the assets?

Answer: [NA]

Justification: The paper does not release new assets.

Guidelines:

- The answer NA means that the paper does not release new assets.
- Researchers should communicate the details of the dataset/code/model as part of their submissions via structured templates. This includes details about training, license, limitations, etc.
- The paper should discuss whether and how consent was obtained from people whose asset is used.
- At submission time, remember to anonymize your assets (if applicable). You can either create an anonymized URL or include an anonymized zip file.

14. Crowdsourcing and research with human subjects

Question: For crowdsourcing experiments and research with human subjects, does the paper include the full text of instructions given to participants and screenshots, if applicable, as well as details about compensation (if any)?

Answer: [NA]

Justification: The paper does not involve crowdsourcing or research with human subjects.

Guidelines:

- The answer NA means that the paper does not involve crowdsourcing nor research with human subjects.
- Including this information in the supplemental material is fine, but if the main contribution of the paper involves human subjects, then as much detail as possible should be included in the main paper.

- According to the NeurIPS Code of Ethics, workers involved in data collection, curation, or other labor should be paid at least the minimum wage in the country of the data collector.

15. Institutional review board (IRB) approvals or equivalent for research with human subjects

Question: Does the paper describe potential risks incurred by study participants, whether such risks were disclosed to the subjects, and whether Institutional Review Board (IRB) approvals (or an equivalent approval/review based on the requirements of your country or institution) were obtained?

Answer: [NA]

Justification: The paper does not involve crowdsourcing or research with human subjects.

Guidelines:

- The answer NA means that the paper does not involve crowdsourcing nor research with human subjects.
- Depending on the country in which research is conducted, IRB approval (or equivalent) may be required for any human subjects research. If you obtained IRB approval, you should clearly state this in the paper.
- We recognize that the procedures for this may vary significantly between institutions and locations, and we expect authors to adhere to the NeurIPS Code of Ethics and the guidelines for their institution.
- For initial submissions, do not include any information that would break anonymity (if applicable), such as the institution conducting the review.

16. Declaration of LLM usage

Question: Does the paper describe the usage of LLMs if it is an important, original, or non-standard component of the core methods in this research? Note that if the LLM is used only for writing, editing, or formatting purposes and does not impact the core methodology, scientific rigorousness, or originality of the research, declaration is not required.

Answer: [NA]

Justification: The paper has nothing to do with using Large Language Model (LLM) as a central component of its research methodology.

Guidelines:

- The answer NA means that the core method development in this research does not involve LLMs as any important, original, or non-standard components.
- Please refer to our LLM policy (<https://neurips.cc/Conferences/2025/LLM>) for what should or should not be described.