
StoryReasoning Dataset: Using Chain-of-Thought for Scene Understanding and Grounded Story Generation

Daniel A. P. Oliveira

Instituto Superior Técnico, Universidade de Lisboa
INESC-ID Lisboa
daniel.oliveira@inesc-id.pt

David Martins de Matos

Instituto Superior Técnico, Universidade de Lisboa
INESC-ID Lisboa
david.matos@inesc-id.pt

Abstract

Visual storytelling systems struggle to maintain character identity across frames and link actions to appropriate subjects, frequently leading to referential hallucinations. These issues can be addressed through grounding of characters, objects, and other entities on the visual elements. We propose StoryReasoning, a dataset containing 4,178 stories derived from 52,016 movie images, with both structured scene analyses and grounded stories. Each story maintains character and object consistency across frames while explicitly modeling multi-frame relationships through structured tabular representations. Our approach features cross-frame object re-identification using visual similarity and face recognition, chain-of-thought reasoning for explicit narrative modeling, and a grounding scheme that links textual elements to visual entities across multiple frames. We establish baseline performance by fine-tuning Qwen2.5-VL 7B, creating Qwen Storyteller, which performs end-to-end object detection, re-identification, and landmark detection while maintaining consistent object references throughout the story. Evaluation demonstrates a reduction from 4.06 to 3.56 (-12.3%) hallucinations on average per story when compared to a non-fine-tuned model.

1 Introduction

Visual storytelling the generation of narratives from image sequences, represents a challenge at the intersection of computer vision and natural language processing with applications in entertainment, education, and journalism [1]. While significant progress has been made in image captioning [2, 3] and object detection [4, 5], current approaches face challenges when generating coherent stories from image sequences [1]. These challenges include maintaining consistent object identity, grounding story elements to visual entities, and constructing coherent narratives. Existing visual storytelling systems often produce descriptions that suffer from inconsistent character references, contradictory object relationships, and a lack of coherent narrative structure [6]. Even state-of-the-art Large Vision-Language Models (LVLMs) struggle with consistent character references, link actions to the appropriate subjects, and frequently suffer from hallucinations [7, 8]. To address these limitations in visual storytelling, we build upon our previous work on GroundCap [9], which introduced ID-based grounding for single images. While GroundCap demonstrated the effectiveness of structured entity references within individual frames, the challenge of maintaining consistent identity across multiple images requires extending this approach to sequential contexts. This natural progression led us to

develop the Story Reasoning dataset. This dataset specifically designed for multi-frame narrative generation that preserves the strengths of our single-image grounding while adding the temporal dimensions. Story Reasoning contains 4,178 cohesive stories derived from 52,016 images in the GroundCap dataset, organizing temporally connected image sequences extracted from the same movie scenes to ensure narrative coherence. The dataset maintains character and object consistency across frames while explicitly modeling multi-frame relationships through structured tabular representations of characters, objects, settings, and narrative phases.

Based on the Story Reasoning dataset, we develop Qwen Storyteller, a model that leverages Chain-of-Thought (CoT) reasoning [10, 11] to generate coherent visual narratives. The core of our approach is a structured reasoning process for explicit cross-frame object re-identification. While current approaches [4] can detect objects within individual images, Qwen Storyteller extends this capability by re-identifying these objects across multiple images in a sequence without requiring separate object detectors. This enables our system to recognize when a character, person, or object in one frame is the same entity appearing in subsequent frames, maintaining consistent identity throughout the narrative. For a set of input images, our model produces two key outputs: (1) a detailed structured analysis that systematically documents characters, objects, settings, and narrative progression across frames, drawing inspiration from graph-based approaches for event ratiocination [12]; and (2) a grounded narrative that uses specialized tags to link story elements directly to visual entities. By explicitly modeling the reasoning process, Qwen Storyteller maintains consistent character identities and relationships throughout the narrative, ensuring that pronouns and references properly correspond to their visual counterparts and reducing ambiguity and hallucination. Our dataset, Story Reasoning, establishes ground truth object identities across frames, while our trained model performs these tasks end-to-end at inference time. We evaluate our approach through both automated metrics and using Large Language Models (LLMs) for assessment of generated stories, providing insights that complement traditional metrics.

The main contributions of our work include: (1) the Story Reasoning dataset comprising 4,178 stories with both structured scene analyzes and grounded stories, and this is, to the best of our knowledge, the first of its kind; (2) a CoT framework for scene understanding that explicitly models cross-frame consistency, character relationships, object interactions, scene settings, and narrative structure through structured tabular representations; (3) the Qwen Storyteller model that performs end-to-end object detection, re-identification, and landmark detection while maintaining consistent object references throughout generated narratives; (4) an interactive visualization interface that enables real-time story generation and interpretation, with color-coded entity tags and direct visual grounding that makes the connections between narrative elements and visual entities explicit and accessible to users.

The remainder of this paper is organized as follows: Section 2 reviews related work, Section 3 describes the Story Reasoning dataset, Section 4 details our proposed model named Qwen Storyteller, Section 5 presents evaluation results, Section 6 discusses limitations, and Section 7 provides conclusions and outlines future work.

2 Related Work

This section overviews relevant advances in image/video captioning, visual storytelling, chain-of-thought reasoning, and cross-frame consistency techniques.

2.1 Image and Video Captioning and Large Vision Language Models

Visual story generation extends beyond captioning by constructing coherent narratives across images and differs from video captioning by adding creativity through speculation about character emotions, motivations, and events while maintaining visual fidelity.

Recent approaches in image captioning have made substantial progress in grounding textual descriptions to specific visual regions. BLIP-2 [2] leverages frozen image encoders and large language models for improved visual-language alignment, while GROUNDHOG [3] introduces pixel-level grounding of text spans to image regions. GroundCap [9] further extends these capabilities by introducing an ID-based grounding system that enables consistent object reference tracking and action-object linking within individual images.

In video captioning, approaches such as VATEX [13] address the challenge of describing actions and events over time. However, these methods typically focus on generating isolated descriptions of directly observable content in short video clips rather than creating cohesive narratives that maintain character and object consistency across longer sequences. Unlike video captioning, story generation speculates on characters’ emotions, motivations, and underlying narrative events while remaining grounded in the visual content. This balance allows for creative interpretation – such as inferring a character’s thoughts or past experiences – while ensuring fidelity to visible elements (e.g., not depicting a character as happy when they are clearly crying in the frame) [1].

Recent LVLMs like GPT-4o [14], Claude 3.7 Sonnet [15], and Gemini Flash 2.5 [16] demonstrate strong visual understanding capabilities but they lack the ability to generate precise bounding box coordinates for objects they reference in images. This limitation impacts their ability to maintain consistent object references, particularly across multiple frames. Qwen2.5-VL [4] introduced object grounding capabilities, enabling detection of objects within images allowing it to perform visual grounding that other general-purpose models cannot in single images.

2.2 Visual Storytelling

Visual storytelling extends beyond captioning by generating narratives that connect multiple images through causal and temporal relationships. Early approaches such as [17] used sequential Recurrent Neural Network (RNN) architectures to generate stories from image sequences but struggled with maintaining character consistency and producing coherent narratives.

Subsequent work has focused on improving narrative coherence through hierarchical approaches and attention mechanisms. TAPM [18] introduced a transitional adaptation method to better align visual and textual information in generated stories. Character-focused approaches such as CharGrid [6] implicitly model characters and their relationships across frames, while StoryDiffusion [19] employs consistent self-attention mechanisms to maintain visual coherence in storyboard generation. While these methods improve narrative quality or perform implicit character modeling, they do not explicitly track object identities across frames or model the narrative in a structured manner.

2.3 Chain-of-Thought Reasoning

Chain-of-Thought (CoT) reasoning has emerged as a powerful approach for complex problem-solving with LLMs [10]. By breaking down complex tasks into interpretable steps, CoT methods improve model reasoning and provide explicit rationales for generated outputs. Multimodal CoT reasoning [11] extends this approach to visual inputs, enabling models to perform structured reasoning about visual content.

In visual storytelling, graph-based approaches like HEGR [12] use hypergraphs to model relationships between scene elements within single images. These methods do not maintain explicit object identity across frames or provide fine-grained grounding of narrative elements to visual regions.

2.4 Cross-Frame Consistency in Visual Narratives

Maintaining consistency across frames remains a significant challenge in visual storytelling. Recent work has explored various approaches to address this issue, with particular focus on character-centric modeling and creative story generation. Character consistency has been a focus of recent research. Chen et al. [20] propose a two-stage framework for story visualization (text-to-image generation) that maintains character consistency across generated frames. While their approach operates in the reverse direction of our work (generating images from text rather than text from images), it highlights the importance of explicit character modeling for narrative coherence in sequential visual content. Park et al. [21] introduce a Character-centric Creative story generation via Imagination (CCI) framework that enhances narrative depth through visual representations of key story elements, demonstrating how multimodal approaches can improve character development and consistency in generated stories. Explicitly modeling character and object identity across frames has been shown to improve narrative coherence and reduce hallucinations [22, 7]. REFLECT [22] introduces a framework that leverages LLMs for reasoning based on hierarchical summaries of past experiences, while Farquhar et al. [7] propose entropy-based uncertainty estimators to detect hallucinations in generated content. However, most existing approaches either focus on visual consistency without explicit language grounding or

generate grounded language without maintaining consistent visual identities across frames. Our work bridges this gap by introducing a framework that explicitly models cross-frame object consistency while grounding generated narratives to specific visual elements. By combining structured chain-of-thought reasoning with consistent object identity tracking, our approach enables the generation of coherent stories that maintain character and object consistency while providing explicit visual grounding.

3 The Story Reasoning Dataset

The Story Reasoning dataset was created to address limitations in visual storytelling by providing a comprehensive framework for maintaining consistent identity across multiple images while generating coherent narratives. Story Reasoning contains 4,178 cohesive stories derived from 52,016 images in the GroundCap dataset, organizing temporally connected image sequences extracted from the same movie scenes to ensure narrative coherence. Each story maintains character and object consistency across frames while explicitly modeling multi-frame relationships through structured tabular representations. This section details the dataset construction process, from frame selection to CoT and story generation.

3.1 Frame Selection and Organization

To create coherent sequences, we select at least 5 images from the same movie and sequential scenes, empirically determined to be sufficient for meaningful story creation while preserving narrative continuity. The GroundCap [9] dataset itself was created using a systematic frame extraction process that selected character-containing scenes and extracted middle frames from each shot, yielding 52,016 frames after quality filtering. We enforce a character presence requirement—each story must include at least one frame with a person detected to maintain the character-centric nature of the narratives. This methodology produced 4,178 distinct sets of frames, each containing temporally related images with consistent character presence.

3.2 Object Detection

Our dataset leverages the existing object detections from the GroundCap dataset, which utilizes Mask2Former [5] with a Swin-Large backbone [23]. This approach enables simultaneous detection and segmentation of both distinct objects (“thing” classes) and background elements (“stuff” classes). The detection process in GroundCap handles “thing” and “stuff” classes differently. For distinct objects, bounding boxes are directly computed using a greedy approach. For background elements like sky or buildings, a K-means clustering approach generates multiple bounding boxes, allowing more granular reference to background elements.

3.3 Landmark Detection

After the object detection step, to enhance setting, location and cultural context, we incorporated a landmark detection using a dual-approach system. The primary method utilizes a fine-tuned Swin Transformer [23] model trained on the Google Landmarks Dataset v2 [24], which contains over 5M images spanning 200k distinct landmarks including architectural structures, natural landmarks, and notable locations. This approach provides high-precision landmark recognition with standardized naming conventions.

When the transformer-based detector fails to identify landmarks (confidence below a threshold of 0.5), the system falls back to an LLM-based detector that uses Qwen-VL 2.5 [4] to identify potential landmarks through structured prompting. The system provides candidate bounding boxes from previously detected “stuff” classes (background elements like buildings, walls, or structures) to the LLM. The LLM then analyzes the image and matches identified landmarks with the most appropriate existing bounding box, ensuring that landmarks have accurate spatial information without requiring redundant detection. This approach efficiently repurposes generic “building” or “structure” detections into specific named landmarks (e.g., “Eiffel Tower” or “Golden Gate Bridge”). This complementary approach enables landmark identification even for less common or region-specific locations that might not be well-represented in the training dataset.




Figure 1: Visualization of cross-frame object re-identification. Objects with the same colored bounding boxes across different frames represent instances of the same entity being tracked throughout the sequence. The system maintains consistent identity for characters (blue and red boxes) and objects (yellow and green boxes) across multiple frames.

3.4 Cross-Frame Object Re-identification

For consistent character and object identity across frames, our re-identification system combines visual embeddings with face recognition to track entities throughout image sequences. Existing tracking systems based on Kalman filters [25] are unsuitable for our non-continuous movie frames spanning different settings, lighting conditions, and viewpoints. With scene cuts and changing perspectives, the same object can appear from drastically different angles in consecutive images, making motion-prediction approaches ineffective.

Our approach focuses on visual similarity rather than motion prediction, combining general object embeddings with specialized face embeddings for person detections. We evaluated several vision embedding models including OpenAI CLIP [26], LAION CLIP [27], DINOv2 [28], and SigLIP [29]. Empirical testing showed SigLIP with SoViT-400M [30] backbone and 384-pixel patches provides superior cross-frame matching despite having fewer parameters than alternatives. For each detected object, we compute visual embeddings by first applying Mask2Former [5] segmentation to isolate the object from background elements, cropping the precisely segmented region, then processing this masked region with SigLIP to generate a normalized embedding vector. For persons, we identify face regions and apply dual filtering based on confidence threshold and minimum resolution (128 pixels). ArcFace [31] embeddings are extracted only from faces exceeding this threshold to avoid identity confusion from unreliable small-face embeddings.

The matching algorithm processes detections grouped by object class across all frames, meaning that objects of different classes can not be matched. Face similarity is prioritized for person detections while falling back to visual similarity when faces are not visible. The system employs adaptive thresholding that considers both absolute similarity values and statistical distribution of similarities within potential matches, allowing it to handle varying lighting conditions, partial occlusions, and pose changes while maintaining identity consistency.

The output of the algorithm is a set of entities, each containing a collection of detections representing the same entity across different frames, with assigned global IDs for the entity and IDs for each individual detection within the entity. Fig. 1 shows our cross-frame object re-identification approach in action.

3.5 Structured Scene Analysis

Our structured scene analysis framework explicitly models characters, objects, settings, and narrative structure across frames, serving as the backbone for our Chain-of-Thought (CoT) reasoning process [11]. Our analysis organizes visual content into a hierarchical structure consisting of image-level analyses and cross-frame narrative connections.

For each image in a sequence, our model generates a detailed structured analysis with three key components: (1) a character table tracks individuals across frames with consistent identity references while modeling their apparent emotions, actions, narrative functions, and spatial location through precise bounding box coordinates. Each character entry captures not only physical description but also emotional states and purpose within the narrative, enabling storytelling that accounts for character development and motivation; (2) an object table documents objects with their functions, interactions, and spatial locations through precise bounding box coordinates, maintaining consistent object references across the sequence. By explicitly tracking how objects are used or interacted with, the system preserves meaningful object-character relationships that might otherwise be lost in translation from visual to textual modalities; (3) a setting table categorizes environmental elements

using a predefined taxonomy (Location, Environment, Lighting, Weather, Time Period, Architecture, Interior Design, Atmosphere, and Background) to provide consistent scene descriptions. This approach to setting ensures that environmental context is preserved across frames.

The system connects these individual image analyses through a narrative structure table that models the story’s progression through standardized narrative phases: Introduction, Development, Conflict, Turning Point, and Conclusion [32]. The entire analysis is organized into a hierarchical structure where individual image analyses contain their respective character, object, and setting tables, while the story analysis maintains the collection of image analyses along with the cross-frame narrative structure. By explicitly representing both intra-frame relationships (e.g., character-object interactions) and inter-frame connections (e.g., narrative progression and entity re-identification), our system can generate stories that maintain coherence at both micro and macro levels. This representation provides the foundation for generating grounded stories that maintain coherence across frames. The full prompt that guided this process is detailed in Appendix D.1.

3.6 Grounded Story Generation

The structured scene analysis provides a foundation for generating coherent narratives, but transforming this analysis into stories requires additional mechanisms for grounding generated text to visual elements. Our approach, adapted from GroundCap [9] uses a specialized XML-based grounding scheme that explicitly links textual elements to visual entities across multiple frames.

The grounding system employs four types of specialized tags that connect different narrative components to their visual counterparts. Image tags (`<gdi>`) demarcate text segments corresponding to specific frames, ensuring proper temporal alignment. Entity reference tags (`<gdo>`) link both character and object mentions, including pronouns, to their consistent identifiers established during cross-frame matching. Action tags (`<gda>`) ground character actions to the individuals performing them, maintaining the connection between behaviors and actors. Finally, location/landmark tags (`<gd1>`) ground descriptions of landmarks and background elements to their visual counterparts.

To ensure data quality, we implemented a validation pipeline that checks: (1) entity IDs in the story grounding tags appear in the CoT analysis; (2) bounding box coordinates are properly formatted and within the image dimensions; (3) CoT tables maintain correct structure. When errors were detected, generation was repeated until all validation criteria were satisfied. This tagging system accommodates single-entity references (e.g., `<gdo char1> Sarah </gdo>`) and multi-entity references (e.g., `<gdo char1 char2> They </gdo>`), enabling grounding of collective pronouns and joint actions. The system grounds all references, including pronouns to maintain entity tracking throughout the narrative.

Our story generation process constructs narratives that balance creative storytelling with visual fidelity. The generator LLM, Qwen-VL 2.5 [4] receives the structured analysis generated in the previous step, and the original images as inputs. It is then asked to create a story while remaining plausible given the visual evidence. The generator LLM first identifies core narrative elements from the structured analysis, focusing on character relationships, significant objects, setting details, and narrative phases. It then develops a storyline while adhering to the narrative structure identified in the cross-image analysis. Throughout this process, the generator LLM produces text with the grounding tags that link every character and object reference, action description, and landmark element to its corresponding visual entity. The XML tagging scheme makes the connection between text and visual elements explicit and machine-readable, facilitating evaluation and enabling applications tracing narrative elements back to their visual origins. The prompt used to generate the story can be found in Appendix D.2.

3.7 Post-Processing and Context Length Optimization

To ensure consistency across the dataset, we standardize the format of all entries by parsing the output generated by the LLM through a parser and rewriting it with consistent spacing, line breaks, and structural elements. This standardization process guarantees uniformity across the entire dataset, facilitating model training and evaluation while maintaining the integrity of the grounding tags and narrative structure. To optimize dataset utility across different compute environments, we also provide a dataset loader with selective filtering of entities from the CoT analysis. The dataset loader allows removing characters, objects, and settings from the CoT that are not referenced in the story. This selective filtering reduces context length while preserving all narrative-relevant information.

Additionally, we provide functionality to dynamically truncate stories based on a maximum number of images, allowing researchers to train on our dataset with variable context size constraints.

3.8 Dataset Statistics

To better understand the characteristics of Story Reasoning dataset, we conducted a statistical analysis examining entity persistence, grounding effectiveness, and narrative structure. The dataset consists of 4,178 stories with an average of 12.44 frames per story, ranging up to 22 frames. Stories contain an average of 970.75 words. One of the dataset’s key strengths is the tracking of entities across multiple frames. 52.39% of characters and 36.85% of objects appear in at least two frames, with a natural decline in persistence as the frame count increases. Each image contains an average of 1.97 characters and 3.38 objects. The dataset features extensive entity grounding, with an average of 150.37 entity references per story. These references are distributed across character mentions (99.30), object references (11.51), setting descriptions (11.59), and action references (27.97). Pronouns constitute 45.94% of all character references.

Analysis of pronoun grounding reveals that 71.53% of subject pronouns and 53.26% of possessive pronouns are grounded to their visual counterparts. Notably, gender-specific pronouns (“he”/“she”) demonstrate higher grounding rates (91.79%/91.82%) compared to plural pronouns like “they” (57.63% grounded). We found that pronouns appearing inside dialogues tend not to be grounded. This is especially notable for the pronouns “I” and “we”, which showed the lowest grounding percentages (0.50% and 4.02% for “we” and “I” respectively) because these pronouns predominantly appear in character dialogues and the current grounding system does not ground them. This observation highlights a specific area for future improvement in the grounding methodology.

All of the stories in the dataset contain all five narrative phases (Introduction, Development, Conflict, Turning Point, and Conclusion) [32], chosen for being one of the most widely recognized dramatic structure in storytelling. Stories contain an average of 8.44 distinct characters and 27.57 character actions.

The dataset provides a strong foundation for training models that can generate stories maintaining character and object consistency across multiple frames while grounding narrative elements to visual entities. Additional dataset statistics with corresponding charts are available in the appendix. The Story Reasoning dataset is publicly available at <https://huggingface.co/datasets/daniel3303/StoryReasoning>.

4 Qwen Storyteller: The Baseline Model

To establish a baseline for visual storytelling with cross-frame consistency, we fine-tuned Qwen2.5-VL 7B [4] on the Story Reasoning dataset. We chose Qwen2.5-VL 7B for its visual reasoning and object detection capabilities. Our baseline processes sequences of images directly, performing end-to-end object detection, object re-identification, and landmark detection while generating the CoT representing the scene analysis tables. Based on this analysis, it then generates the stories with appropriate grounding tags. The entire process from raw images to grounded stories is performed end-to-end by a single model being this one of the key innovations with respect to the GroundCap baseline [9].

We fine-tuned Qwen2.5-VL 7B [4] on the Story Reasoning dataset with filtering of entities from the CoT that are not referenced in the story. We tested several training configurations. For parameter-efficient training, we used Low-Rank Adaptation (LoRA) [33] with (1) rank 512 with alpha scaling factor 1024, and (2) rank 2048 with alpha scaling factor 4096, both targeting self-attention layers (query, key, value, output projections) of the language components. We employed full model fine-tuning as a third approach. For the LoRA experiments, we used a peak learning rate of 1×10^{-4} with batch size 32, while the full model fine-tuning used a learning rate of 2×10^{-5} with batch size 64. All experiments used warmup [34] for the first 3% of steps for 4 epochs, AdamW optimizer [35] with weight decay 0.01, and bfloat16 precision. Training took between 6 and 12 hours on two NVIDIA A100 GPUs (80GB VRAM), depending on the configuration, using Liger Kernel [36] for efficient memory management. The Qwen Storyteller (LoRA Rank 2048) model is publicly available at <https://huggingface.co/daniel3303/QwenStoryteller>.

5 Evaluation Results

We conducted the evaluation of Qwen Storyteller using both automated metrics and LLM-based assessments. Our evaluation focuses on grounding effectiveness, cross-frame consistency, and hallucination reduction.

5.1 Automatic Metrics

We first evaluated the grounding capabilities of Qwen Storyteller using standard metrics for object detection (Precision, Recall, F1 Score and mean Average Precision (mAP) [37]), object re-identification, and language (METEOR [38]). We calculate Precision ($P = \frac{TP}{TP+FP}$) as the proportion of objects referenced in the generated story that correctly match ground truth objects. Recall ($R = \frac{TP}{TP+FN}$) measures the proportion of ground truth objects that are referenced in the generated story. F1 Score ($F1 = 2 \cdot \frac{P \cdot R}{P+R}$) is the harmonic mean of precision and recall, providing a single metric balancing both aspects of grounding performance.

We adapt mAP metric [37] to fit our narrative grounding task, removing the dependency on confidence scores that are not available when using LLMs for detection. Our implementation calculates Average Precision (AP) for each story by examining matched detections between reference and candidate stories. While traditional object detection evaluations rely on detector confidence scores, our approach simply orders detections sequentially, computing precision and recall at each point. Using the 11-point interpolation method, we divide the recall space into 11 equally spaced points from 0 to 1, and compute the maximum precision achievable at each recall level. The AP for each story is calculated as the average of these precision values, and the final mAP is the mean across all stories. Table 1 presents these results.

Table 1: Automatic evaluation metrics for Qwen Storyteller using different training configurations. Precision and Recall are reported for character references (Char), object references (Obj), and combined entities (Total). mAP indicates Mean Average Precision across all entities. METEOR (M), ROUGE-L (R) and BLEU-4 (B-4) evaluates linguistic similarity with reference stories. LoRA models are trained with rank 512 and 2048, respectively. Full fine-tune indicates full model training. Lang fine-tune corresponds to fine-tuning the language model only.

Model	Precision				Recall			Language		
	Char	Obj	Total	mAP	Char	Obj	Total	M	R	B-4
LoRA (Rank 512)	0.84	0.46	0.58	0.24	0.58	0.22	0.36	0.13	0.15	0.049
LoRA (Rank 2048)	0.83	0.46	0.57	0.27	0.62	0.25	0.40	0.14	0.16	0.054
Full fine-tune	0.75	0.45	0.56	0.16	0.37	0.13	0.23	0.12	0.14	0.038
Lang fine-tune	0.72	0.45	0.54	0.14	0.36	0.13	0.22	0.13	0.15	0.044

5.2 LLM-based Evaluation

For a more comprehensive assessment of story quality, we employed four state-of-the-art LLMs: Claude 3.7 Sonnet [15], ChatGPT-4o [14], Gemini Flash 2.5 [16] and Qwen 2.5-VL 72B [4]. We generated stories using both the fine-tuned Qwen Storyteller using LoRA rank 2048 and the non-fine-tuned Qwen2.5-VL 7B model on the same image sequences. Each LLM evaluated stories using a 5-point Likert scale (1: Poor, 5: Excellent) for Description Accuracy, while hallucinations were quantified as absolute counts across different categories.

Following the hallucination taxonomy proposed by Huang et al. [8], we categorized hallucinations into four distinct types: Object Hallucination, Attribute Hallucination, Relationship Hallucination, and Environmental Detail Hallucination. Table 2 presents the LLM evaluation scores. Qwen Storyteller achieved slightly higher description accuracy than the base model (2.76 vs 2.69) while reducing the total hallucinations from 4.06 to 3.56 on average contributing to a better story generation process when compared with the non-fine-tuned model. Further context regarding the change in the average number of hallucinations per story is provided in the Appendix B.

In the context of our visual storytelling system, the hallucination types are defined as follows: (1) Object Hallucination involves describing characters or objects not present in any frame; (2) Attribute Hallucination refers to incorrect descriptions of visual properties such as colors, sizes, or physical

Table 2: LLM aveage ratings for description accuracy (scale: 1-5) and hallucination counts by category (lower is better). Qwen Storyteller correspondes to the fine-tuned model using LoRA rank 2048.

Model	Description Accuracy	Hallucination Count				
		Object	Attribute	Relationship	Environmental	Total
Qwen2.5-VL 7B	2.69	1.84	1.47	0.60	0.15	4.06
Qwen Storyteller	2.76	1.54	1.28	0.63	0.11	3.56

characteristics; (3) Relationship Hallucination involves incorrect spatial or interactive relationships between characters and objects, these include incorrect actions or interactions between entities; and (4) Environmental Detail Hallucination refers to fabricated background elements, settings, or contextual details not supported by visual evidence.

5.3 Inter-evaluator Agreement

To assess the reliability of our LLM-based evaluations, we measured agreement between the three LLM evaluators using Krippendorff’s alpha coefficient [39].

Table 3 shows fair agreement across all criteria ($\alpha > 0.14$), with relatively higher consensus on hallucination detection (0.34) and character consistency (0.35). This agreement suggests that LLM evaluations provide assessments of visual storytelling quality, though variability exists between evaluators, particularly for description accuracy (0.14).

Table 3: Krippendorff’s Alpha Coefficients for Inter-evaluator Agreement

	Hallucination Rate	Character Consistency	Grounding Recall	Object Precision	Description Accuracy	Total
Alpha	0.34	0.35	0.24	0.26	0.14	0.30

Overall, our evaluation results demonstrate that Qwen Storyteller outperforms the base model in visual storytelling quality, with a slightly higher description accuracy (2.76 vs 2.69) and reduced total hallucinations (3.56 vs 4.06 total hallucinations per story).

6 Limitations

Despite Qwen Storyteller’s advances, several limitations remain. The model’s re-identification algorithm relies primarily on object appearance rather than considering overall image context, which can lead to confusion when similar-looking objects or persons (such as twins) appear across frames or within the same frame. Our movie-derived dataset introduces biases from cinematic composition and narrative structure that may not generalize to candid or unstructured visual sequences. First-person pronouns have low grounding rates as they primarily appear in character dialogues which our system fails to ground. Additionally, our evaluation methods have inherent limitations as LLM-based assessments may contain biases and automatic language metrics potentially penalize creative narratives than deviate from ground truth. Our conclusions are limited to the narrative structure represented by the stories in our dataset. Further work is needed to address other narrative structures.

7 Conclusions

We introduced Story Reasoning, a dataset containing 4,178 stories derived from 52,016 movie images, with both structured scene analyses and grounded stories that maintain character and object consistency across frames. The dataset features cross-frame object re-identification using visual similarity and face recognition, chain-of-thought reasoning for narrative modeling, and a grounding scheme linking textual elements to visual entities across multiple frames. We established baseline performance by fine-tuning Qwen2.5-VL 7B, creating Qwen Storyteller, which performs end-to-end object detection, re-identification, and landmark detection while maintaining consistent object references throughout generated narratives. Evaluation demonstrates a reduction from 4.06 to 3.56 (-12.3%) hallucinations per story compared to a non-fine-tuned model.

Acknowledgments

Daniel Oliveira is supported by a scholarship granted by Fundação para a Ciência e Tecnologia (FCT), with reference 2021.06750.BD. Additionally, this work was supported by Portuguese national funds through FCT, with reference UIDB/50021/2020.

References

- [1] D. A. P. Oliveira, E. Ribeiro, D. M. de Matos, Story generation from visual inputs: Techniques, related tasks, and challenges, *ArXiv abs/2406.02748* (2024).
- [2] J. Li, D. Li, S. Savarese, S. Hoi, BLIP-2: bootstrapping language-image pre-training with frozen image encoders and large language models, in: *Proceedings of the 40th International Conference on Machine Learning, ICML’23, Journal of Machine Learning Research*, 2023.
- [3] Y. Zhang, Z. Ma, X. Gao, S. Shakhia, Q. Gao, J. Chai, GROUNDHOG: Grounding large language models to holistic segmentation, in: *IEEE Conf. on Computer Vision and Pattern Recognition*, 2024, pp. 14227–14238.
- [4] S. Bai, K. Chen, X. Liu, J. Wang, W. Ge, S. Song, K. Dang, P. Wang, S. Wang, J. Tang, H. Zhong, Y. Zhu, M. Yang, Z. Li, J. Wan, P. Wang, W. Ding, Z. Fu, Y. Xu, J. Ye, X. Zhang, T. Xie, Z. Cheng, H. Zhang, Z. Yang, H. Xu, J. Lin, Qwen2.5-VL technical report, *ArXiv abs/2502.13923* (2025).
- [5] B. Cheng, I. Misra, A. G. Schwing, A. Kirillov, R. Girdhar, Masked-attention mask transformer for universal image segmentation, in: *IEEE Conf. on Computer Vision and Pattern Recognition*, 2022, pp. 1280–1289.
- [6] X. Hong, A. Sayeed, K. Mehra, V. Demberg, B. Schiele, Visual writing prompts: Character-grounded story generation with curated image sequences, *Transactions of the Association for Computational Linguistics* 11 (2023) 565–581.
- [7] S. Farquhar, J. Kossen, L. Kuhn, Y. Gal, Detecting hallucinations in large language models using semantic entropy, *Nature* 630 (8017) (2024) 625–630.
- [8] L. Huang, W. Yu, W. Ma, W. Zhong, Z. Feng, H. Wang, Q. Chen, W. Peng, X. Feng, B. Qin, T. Liu, A survey on hallucination in large language models: Principles, taxonomy, challenges, and open questions, *ACM Trans. Inf. Syst.* 43 (2) (Jan. 2025).
- [9] D. A. P. Oliveira, L. Teodoro, D. M. de Matos, GroundCap: A visually grounded image captioning dataset, *ArXiv abs/2502.13898* (2025).
- [10] J. Wei, X. Wang, D. Schuurmans, M. Bosma, B. Ichter, F. Xia, E. H. Chi, Q. V. Le, D. Zhou, Chain-of-thought prompting elicits reasoning in large language models, in: *Proceedings of the 36th International Conference on Neural Information Processing Systems, NIPS ’22, Curran Associates Inc., Red Hook, NY, USA*, 2022.
- [11] Z. Zhang, A. Zhang, M. Li, H. Zhao, G. Karypis, A. J. Smola, Multimodal chain-of-thought reasoning in language models, *Trans. Mach. Learn. Res.* 2024 (2023).
- [12] W. Zheng, L. Yan, C. Gou, F.-Y. Wang, Two heads are better than one: Hypergraph-enhanced graph reasoning for visual event rationing, in: M. Meila, T. Zhang (Eds.), *Proceedings of the 38th International Conference on Machine Learning*, Vol. 139 of *Proceedings of Machine Learning Research*, PMLR, 2021, pp. 12747–12760.
- [13] X. E. Wang, J. Wu, J. Chen, L. Li, Y. fang Wang, W. Y. Wang, VaTeX: A large-scale, high-quality multilingual dataset for video-and-language research, 2019 *IEEE/CVF International Conference on Computer Vision (ICCV)* (2019) 4580–4590.
- [14] OpenAI, Hello GPT-4o, <https://openai.com/index/hello-gpt-4o>, accessed: 2025-03-18 (2024).

- [15] Anthropic, Claude 3.7 sonnet and claude code, <https://www.anthropic.com/news/claude-3-7-sonnet>, accessed: 2025-03-18 (2025).
- [16] Google, Gemini 2.5 flash is now in preview, <https://blog.google/products/gemini/gemini-2-5-flash-preview/>, accessed: 2025-04-30 (2025).
- [17] T.-H. K. Huang, F. Ferraro, N. Mostafazadeh, I. Misra, A. Agrawal, J. Devlin, R. Girshick, X. He, P. Kohli, D. Batra, C. L. Zitnick, D. Parikh, L. Vanderwende, M. Galley, M. Mitchell, Visual storytelling, in: Proceedings of the 2016 Conference of the North American Chapter of the Association for Computational Linguistics: Human Language Technologies, Association for Computational Linguistics, San Diego, California, 2016, pp. 1233–1239.
- [18] Y. Yu, J. Chung, H. Yun, J. Kim, G. Kim, Transitional adaptation of pretrained models for visual storytelling, in: Proceedings of the IEEE/CVF Conference on Computer Vision and Pattern Recognition (CVPR), 2021, pp. 12658–12668.
- [19] Y. Zhou, D. Zhou, M.-M. Cheng, J. Feng, Q. Hou, Storydiffusion: Consistent self-attention for long-range image and video generation, in: The Thirty-eighth Annual Conference on Neural Information Processing Systems, 2024.
- [20] H. Chen, R. Han, T.-L. Wu, H. Nakayama, N. Peng, Character-centric story visualization via visual planning and token alignment, in: Y. Goldberg, Z. Kozareva, Y. Zhang (Eds.), Proceedings of the 2022 Conference on Empirical Methods in Natural Language Processing, Association for Computational Linguistics, Abu Dhabi, United Arab Emirates, 2022, pp. 8259–8272.
- [21] K. Park, M. Kim, K. Jung, A character-centric creative story generation via imagination, ArXiv abs/2409.16667 (2024).
- [22] Z. Liu, A. Bahety, S. Song, REFLECT: Summarizing Robot Experiences for Failure Explanation and Correction, in: J. Tan, M. Toussaint, K. Darvish (Eds.), Proceedings of The 7th Conference on Robot Learning, Vol. 229 of Proceedings of Machine Learning Research, PMLR, 2023, pp. 3468–3484.
- [23] Z. Liu, Y. Lin, Y. Cao, H. Hu, Y. Wei, Z. Zhang, S. Lin, B. Guo, Swin transformer: Hierarchical vision transformer using shifted windows, IEEE Intl. Conf. on Computer Vision (2021).
- [24] T. Weyand, A. F. de Araújo, B. Cao, J. Sim, Google landmarks dataset v2 – a large-scale benchmark for instance-level recognition and retrieval, 2020 IEEE/CVF Conference on Computer Vision and Pattern Recognition (CVPR) (2020) 2572–2581.
- [25] G. Welch, G. Bishop, An introduction to the kalman filter, Tech. Rep. TR 95-041, University of North Carolina at Chapel Hill, Chapel Hill, NC, USA (1995).
- [26] A. Radford, J. W. Kim, C. Hallacy, A. Ramesh, G. Goh, S. Agarwal, G. Sastry, A. Askell, P. Mishkin, J. Clark, G. Krueger, I. Sutskever, Learning transferable visual models from natural language supervision, in: International Conference on Machine Learning, 2021.
- [27] C. Schuhmann, R. Vencu, R. Beaumont, R. Kaczmarczyk, C. Mullis, A. Katta, T. Coombes, J. Jitsev, A. Komatsuzaki, LAION-400M: Open dataset of CLIP-filtered 400 million image-text pairs, ArXiv abs/2111.02114 (2021).
- [28] M. Oquab, T. Darcet, T. Moutakanni, H. V. Vo, M. Szafraniec, V. Khalidov, P. Fernandez, D. Haziza, F. Massa, A. El-Nouby, M. Assran, N. Ballas, W. Galuba, R. Howes, P.-Y. Huang, S.-W. Li, I. Misra, M. Rabbat, V. Sharma, G. Synnaeve, H. Xu, H. Jégou, J. Mairal, P. Labatut, A. Joulin, P. Bojanowski, DINOv2: Learning Robust Visual Features without Supervision, Transactions on Machine Learning Research (2024).
- [29] X. Zhai, B. Mustafa, A. Kolesnikov, L. Beyer, Sigmoid loss for language image pre-training, 2023 IEEE/CVF International Conference on Computer Vision (ICCV) (2023) 11941–11952.
- [30] I. Alabdulmohsin, X. Zhai, A. Kolesnikov, L. Beyer, Getting vit in shape: scaling laws for compute-optimal model design, in: Proceedings of the 37th International Conference on Neural Information Processing Systems, NIPS ’23, Curran Associates Inc., Red Hook, NY, USA, 2023.

- [31] J. Deng, J. Guo, N. Xue, S. Zafeiriou, Arcface: Additive angular margin loss for deep face recognition, in: Proceedings of the IEEE/CVF Conference on Computer Vision and Pattern Recognition (CVPR), 2019.
- [32] G. Freytag, Freytag’s Technique of the Drama: An Exposition of Dramatic Composition and Art, Scott, Foresman and Company, Chicago, 1894, an authorized translation from the 6th German edition of “Die Technik des Dramas”.
- [33] E. J. Hu, Y. Shen, P. Wallis, Z. Allen-Zhu, Y. Li, S. Wang, L. Wang, W. Chen, LoRA: Low-Rank Adaptation of Large Language Models, in: Intl. Conf. on Learning Representations, 2022.
- [34] I. Loshchilov, F. Hutter, SGDR: stochastic gradient descent with warm restarts, in: 5th International Conference on Learning Representations, ICLR 2017, Toulon, France, April 24-26, 2017, Conference Track Proceedings, 2017.
- [35] I. Loshchilov, F. Hutter, Decoupled weight decay regularization, in: International Conference on Learning Representations, New Orleans, LA, USA, 2019, paper originally submitted in November 2017 on arXiv (arXiv:1711.05101).
- [36] B. Hsu, Y. Dai, V. Kothapalli, Q. Song, S. Tang, S. Zhu, S. Shimizu, S. Sahni, H. Ning, Y. Chen, Liger kernel: Efficient triton kernels for llm training, ArXiv abs/2410.10989 (2024).
- [37] M. Everingham, L. Van Gool, C. K. I. Williams, J. Winn, A. Zisserman, The pascal visual object classes (voc) challenge, International Journal of Computer Vision 88 (2) (2010) 303–338.
- [38] S. Banerjee, A. Lavie, METEOR: An automatic metric for MT evaluation with improved correlation with human judgments, in: J. Goldstein, A. Lavie, C.-Y. Lin, C. Voss (Eds.), ACL Workshop on Intrinsic and Extrinsic Evaluation Measures for Machine Translation and/or Summarization, ACL, Ann Arbor, Michigan, 2005, pp. 65–72.
- [39] K. Krippendorff, Estimating the reliability, systematic error and random error of interval data, Educational and Psychological Measurement 30 (1970) 61 – 70.
- [40] C. J. Hutto, E. Gilbert, VADER: A Parsimonious Rule-Based Model for Sentiment Analysis of Social Media Text, in: Proceedings of the Eighth International AAAI Conference on Weblogs and Social Media, Vol. 8, AAAI Press, Ann Arbor, Michigan, USA, 2014, pp. 216–225.
- [41] W. Kwon, Z. Li, S. Zhuang, Y. Sheng, L. Zheng, C. H. Yu, J. E. Gonzalez, H. Zhang, I. Stoica, Efficient memory management for large language model serving with pagedattention, in: Proceedings of the ACM SIGOPS 29th Symposium on Operating Systems Principles, 2023.

A Dataset Analysis

This section presents detailed analyses and statistics of the Story Reasoning dataset to provide insight into its composition and characteristics. These analyses complement the overview provided in Section 3 by offering quantitative evidence of the dataset’s properties.

A.1 Frame Distribution Analysis

Fig. 2 shows the distribution of frame counts across the 4,178 stories in the Story Reasoning dataset. There are a mean of 12.44 frames per story.

A.2 Entity Persistence Analysis

Fig. 3 shows the persistence of characters and objects across frames in our dataset. 52.4% of characters appear in at least two frames, compared to 36.4% of objects, demonstrating that characters tend to persist longer than objects in story sequences. 18.5% of characters and 8.4% of objects appear in at least 5 frames which corresponds to the minimum number of frames of a story.

This differential persistence reflects typical narrative structure, where characters drive stories while objects play supporting roles. The declining curves show how visual narratives naturally progress, with fewer entities remaining visible across multiple frames.

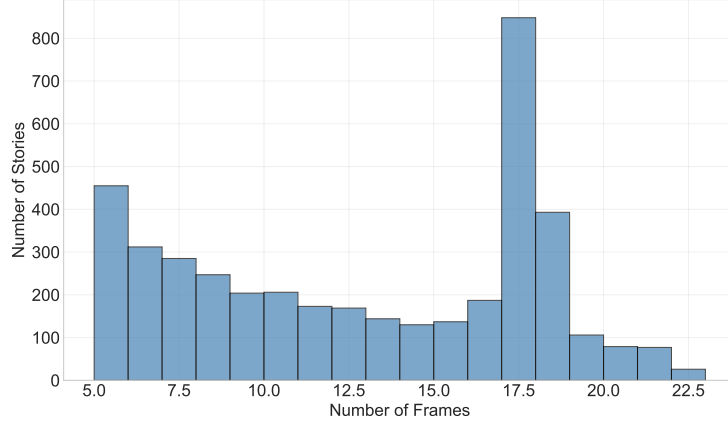


Figure 2: Distribution of frame counts across stories in the Story Reasoning dataset.

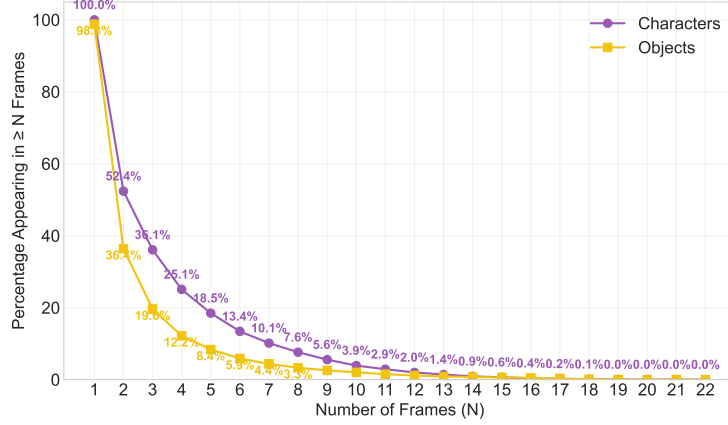


Figure 3: Entity persistence across multiple frames. The graph shows the percentage of characters and objects that appear in at least N frames, demonstrating how entity presence decreases as frame count increases.

A.3 Grounding Reference Distribution

Fig. 4 presents the average number of grounding references by entity type across all stories in the dataset. Character references dominate the distribution with an average of 99.3 references per story. This reflects the character-centric nature of narrative storytelling, where people drive the plot through their actions and interactions.

Character actions account for the second-highest category with 28.0 references per story, linking characters to their behaviors and establishing causal relationships within the narrative. Object references (11.5 per story) and setting references (11.6 per story) appear in similar proportions, these provide contextual elements that support the narrative.

A.4 Narrative Structure Analysis

Fig. 5 shows the distribution of narrative phases across stories in our dataset. All stories contain each of the five standard narrative phases: Introduction, Development, Conflict, Turning Point, and Conclusion. This complete coverage of narrative phases was an intentional design feature of our dataset creation process.

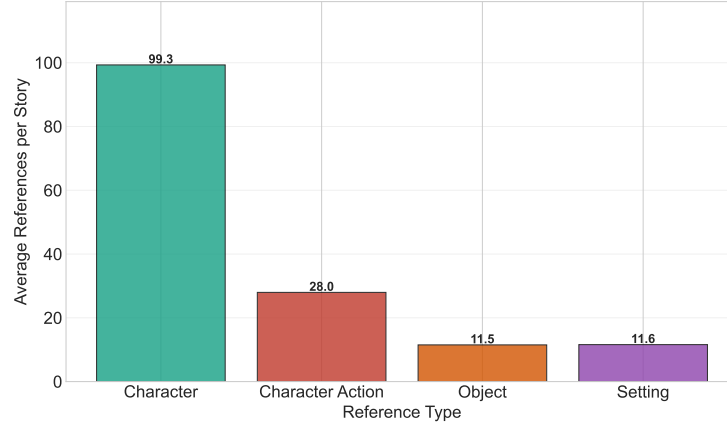


Figure 4: Average number of grounding references by type of entity per story.

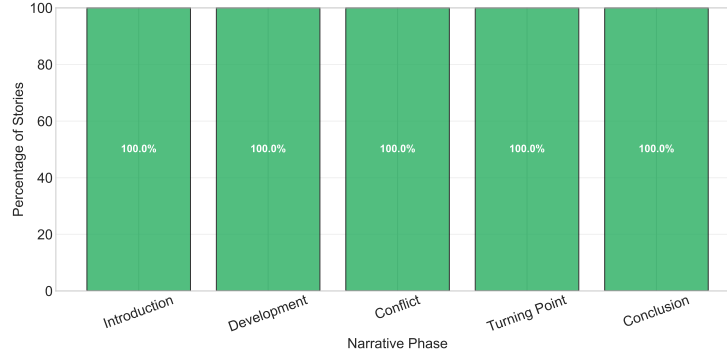


Figure 5: Distribution of narrative phases across stories, showing the percentage of stories containing each narrative phase.

A.5 Entity Density Analysis

Fig. 6 shows the relationship between story length and the number of entities present. The left plot displays character count versus story length, while the right plot shows object count versus story length. Both plots include trend lines indicating a weak positive relationship.

The character plot shows a slightly steeper trend line than the object plot, suggesting that increasing story length more reliably corresponds with higher character counts than object counts. There is an average of 8.44 characters and 5.36 objects per story. These trends show that as stories grow in length, they tend to incorporate additional entities rather than simply elaborating on a fixed set of characters and objects.

A.6 Grounding Density Across Narrative Phases

Fig. 7 shows the distribution of grounding tag density across the five narrative phases. Character references dominate across all phases, with the highest density occurring in the Development phase (10.6 tags per 100 words) and the lowest in the Introduction phase (9.5 tags per 100 words).

Action references maintain a relatively consistent density throughout the narrative structure, with a slight peak in the Development phase (3.1 tags per 100 words) before stabilizing at 2.9 tags per 100 words for the remaining phases. Object and location references show minimal variation across phases, maintaining the lowest densities among all reference types.

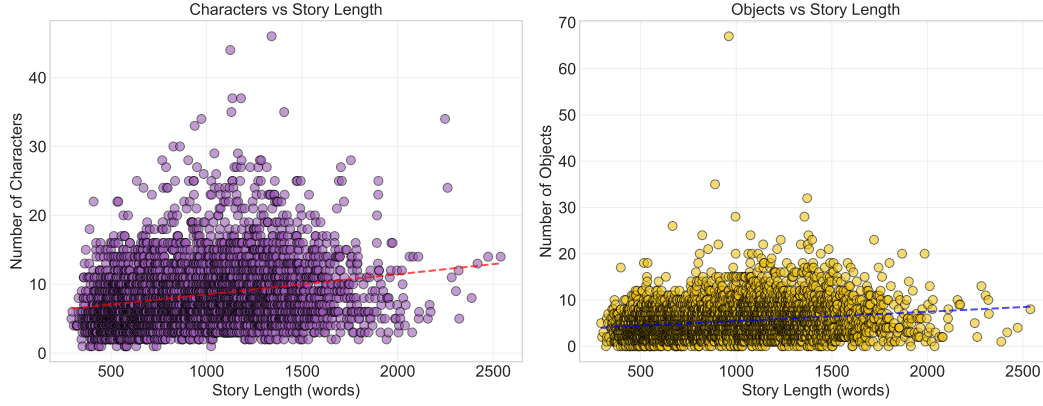


Figure 6: Relationship between story length (in words) and the number of characters and objects, showing positive trend lines for both entity types with story length.

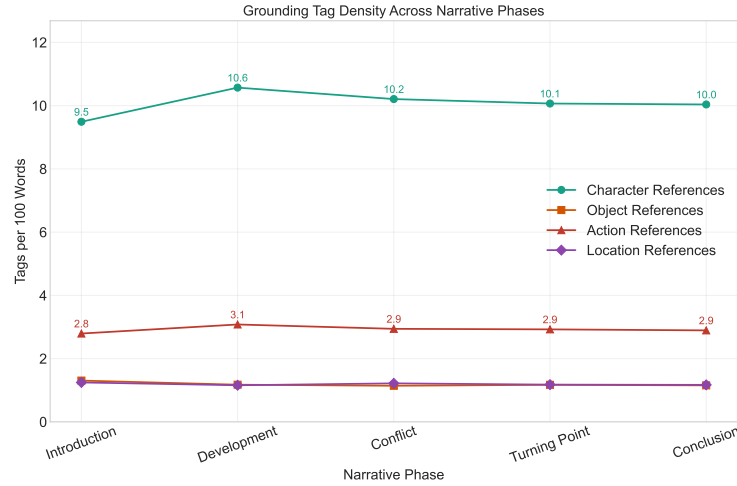


Figure 7: Distribution of grounding references across narrative phases, showing the density of character, object, and setting references in each phase of the story structure.

A.7 Pronoun Grounding Analysis

Fig. 8 shows the percentage of ungrounded pronouns by grammatical person. First-person pronouns (I, me, my, our, us, we) have the highest ungrounded rate at 97.9%, followed by second-person pronouns (you, your) at 97.3%. Third-person pronouns (he, she, they, etc.) show a significantly lower ungrounded rate of 47.3%. This disparity exists because our system systematically fails to ground character dialogues and first and second-person pronouns appear mostly in dialogues. The 47.3% ungrounded rate for third-person pronouns represents cases where our system “forgets” to ground the pronoun, specially when the pronoun appears after a proper noun that has already been grounded.

Fig. 9 provides a more detailed breakdown of ungrounded rates by specific pronouns, comparing subject and possessive forms. Among subject pronouns, first and second-person forms show extremely high ungrounded rates (“we” at 99.5%, “you” at 96.9%), while third-person gendered pronouns have low ungrounded rates (“he” and “she” both at 8.2%). The pronoun “they” shows a moderate ungrounded rate of 42.4%, reflecting its use in both dialogue and narrative contexts.

Possessive pronouns follow a similar pattern but with generally higher ungrounded rates. First and second-person possessives remain largely ungrounded (“our” at 99.1%, “your” at 97.8%), while third-person gendered possessives show better grounding though still higher ungrounded rates than their subject counterparts (“his” at 38.7%, “her” at 43.1%). The possessive “their” has a higher ungrounded rate (78.6%) compared to its subject counterpart “they”.

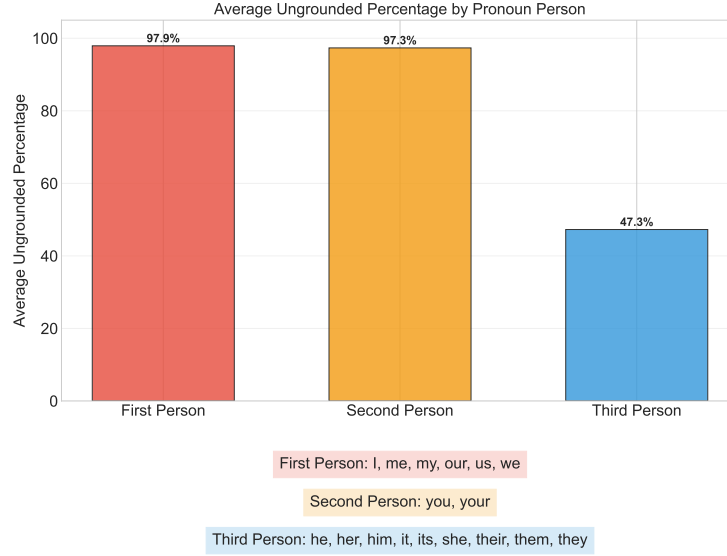


Figure 8: Comparison of pronoun usage between first, second, and third person across stories.

These statistics further confirm that our system grounds third-person singular pronouns in narrative descriptions while struggling with first and second-person pronouns in dialogue contexts.

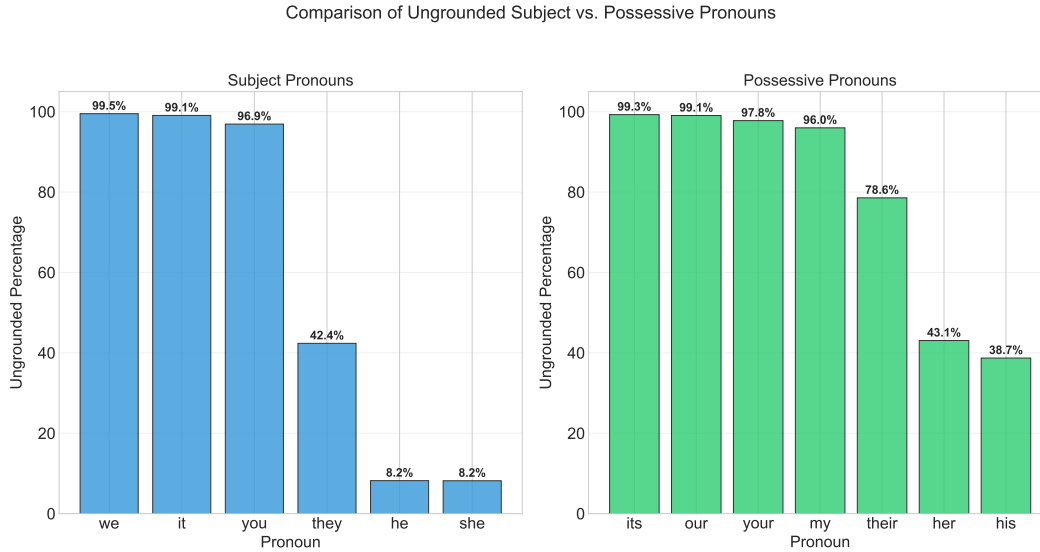


Figure 9: Grounding rates between subject pronouns and possessive pronouns.

A.8 Narrative Sentiment Analysis

Fig. 10 shows the evolution of character sentiment across the five narrative phases in our dataset. The analysis, performed using VADER [40] sentiment analysis on character-specific text segments, reveals an emotional arc that aligns with classical dramatic structure.

The sentiment analysis methodology operates at two distinct levels to capture both the overall narrative sentiment and character-specific emotional contexts. The blue line in Fig. 10 represents the compound sentiment score calculated from the complete text of each narrative phase across all stories. The positive and negative sentiment areas (green and red) and frequency distributions are derived from localized character contexts only. For each character mention in the text (identified by <gdo> tags

and identifiers started by char), we extract a surrounding window of text (100 characters before and after the mention) and calculate the sentiment of this specific context. This character-centric approach allows us to isolate and analyze the emotional atmosphere specifically surrounding characters as they navigate through the narrative. This dual analysis reveals that while the overall narrative may have a particular emotional tone (represented by the blue line), the immediate context around character mentions may demonstrate different patterns (shown in the colored areas and frequency bars). This is particularly evident in the Introduction phase, where despite 89% of character contexts being positive, the overall narrative sentiment is slightly negative (-0.05), suggesting subtle emotional undercurrents in the broader text that foreshadow upcoming conflicts.

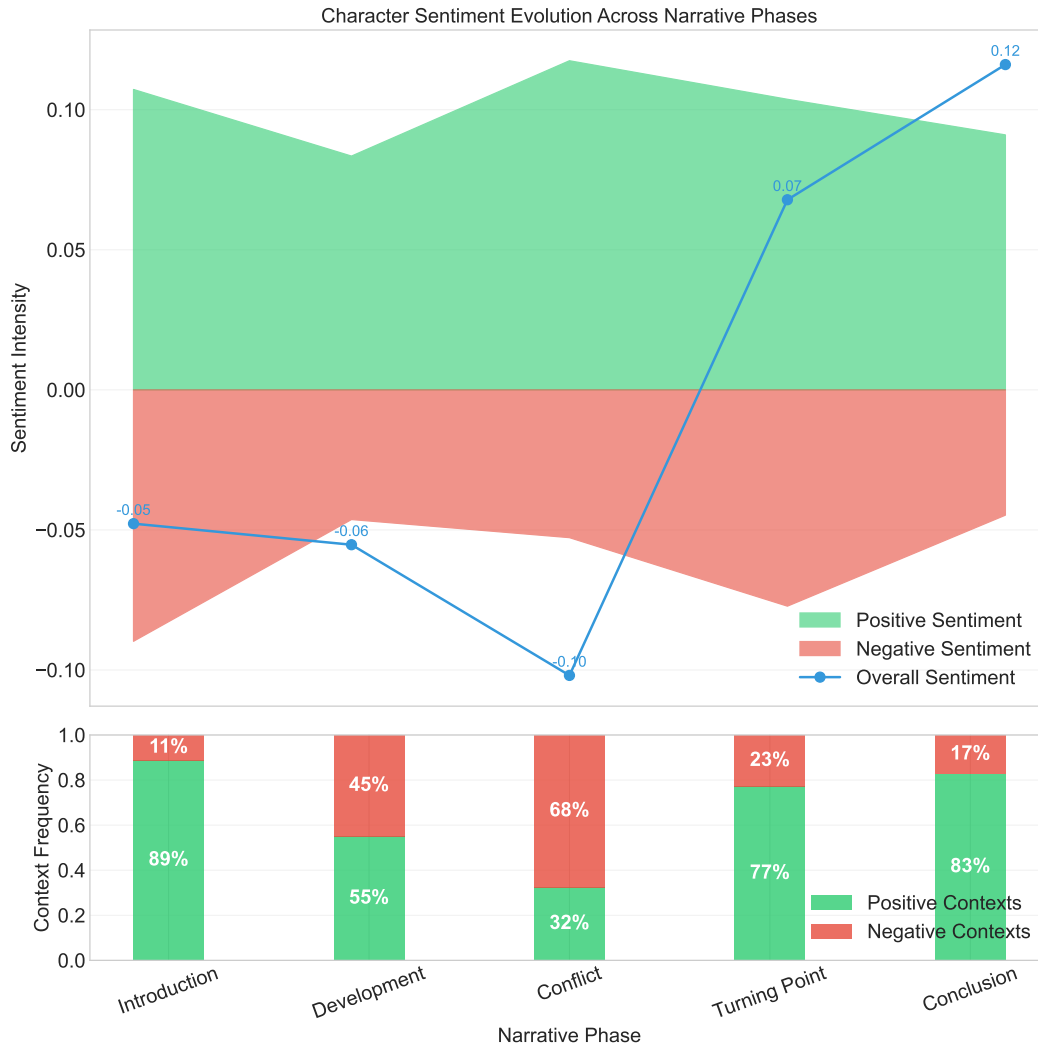


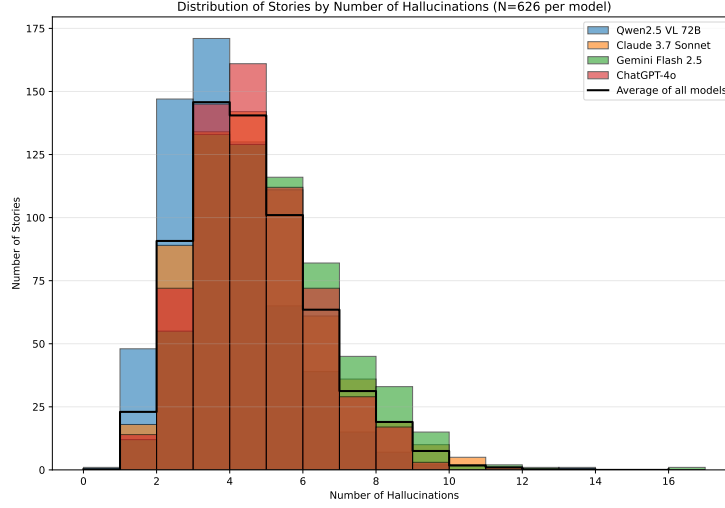
Figure 10: Character sentiment evolution across narrative phases in the StoryReasoning dataset. The top panel displays sentiment intensity: the blue line shows overall compound sentiment scores for each phase’s complete text, while green and red areas represent the average intensity of positive and negative sentiments in character-specific contexts. The bottom panel shows the frequency distribution of positive versus negative character contexts across phases.

The overall sentiment trajectory begins slightly negative in the Introduction phase (-0.05) and Development phase (-0.06), before reaching its lowest point during the Conflict phase (-0.10). This corresponds to the narrative tension found in the conflict section of storytelling. Following this, sentiment rises through the Turning Point phase (0.07) and continues upward to reach its peak in the Conclusion phase (0.12). The frequency distribution of positive versus negative character contexts follows the same pattern as the overall sentiment trajectory. Introduction begins with predominantly

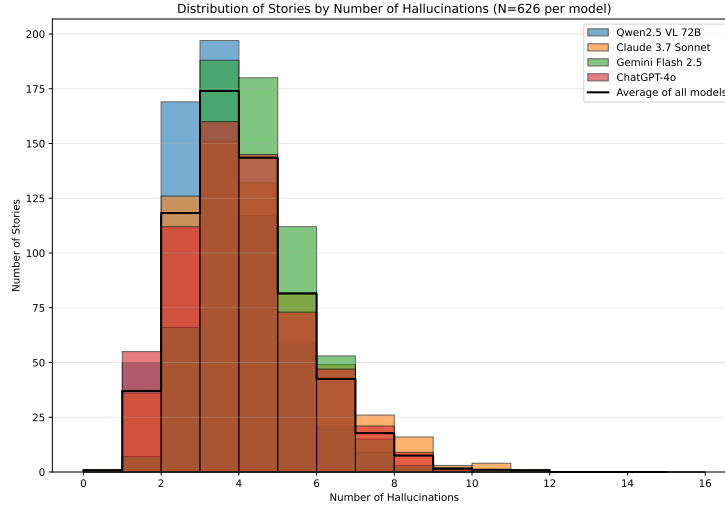
positive contexts (89% positive), followed by a gradual shift during Development (55% positive). During Conflict, we observe a significant inversion where negative contexts dominate (68% negative), before returning to predominantly positive during Turning Point (77% positive) and Conclusion (83% positive). This pattern demonstrates the dataset's adherence to traditional narrative structure, with emotional valence following the expected trajectory: setup, complication, lowest point, resolution, and positive conclusion.

B Hallucination Analysis

To better understand the impact of our fine-tuning approach on hallucination reduction, we analyzed the distribution of hallucinations in generated stories both before and after fine-tuning. Fig. 11a shows the distributions for the Qwen2.5-VL 7B model and Fig. 11b shows the distributions for our fine-tuned Qwen Storyteller model using LoRA rank 2048.



(a) Qwen 2.5-VL 7B model (average: 4.06 hallucinations per story)



(b) Fine-tuned Qwen Storyteller model (average: 3.56 hallucinations per story)

Figure 11: Distribution of hallucinations in stories generated by Qwen2.5-VL 7B and fine-tuned model using LoRA rank 2048. The histograms show the number of stories (y-axis) containing specific counts of hallucinations (x-axis), demonstrating a 12.3% reduction in average hallucinations after fine-tuning.

As shown in the figure, fine-tuning shifted the distribution toward lower hallucination counts. The Qwen Storyteller model produces more stories with 2-3 hallucinations and fewer stories with 5+ hallucinations compared to the base model. This shift represents a 12.3% reduction in average hallucinations from 4.06 to 3.56 on average per story.

C Interactive Visualization Interface

To facilitate usage of QwenStoryteller, we developed a web-based interface that allows users to generate and visualize stories in real-time. The interface code is available at https://github.com/daniel3303/StoryReasoning/blob/master/story_reasoning/visualization/web_interface.html. Fig. 12 shows the tabular view of the CoT analysis, displaying structured information about characters, objects, and setting elements. The interface organizes data by image, with each tab presenting detailed tables for the corresponding frame.

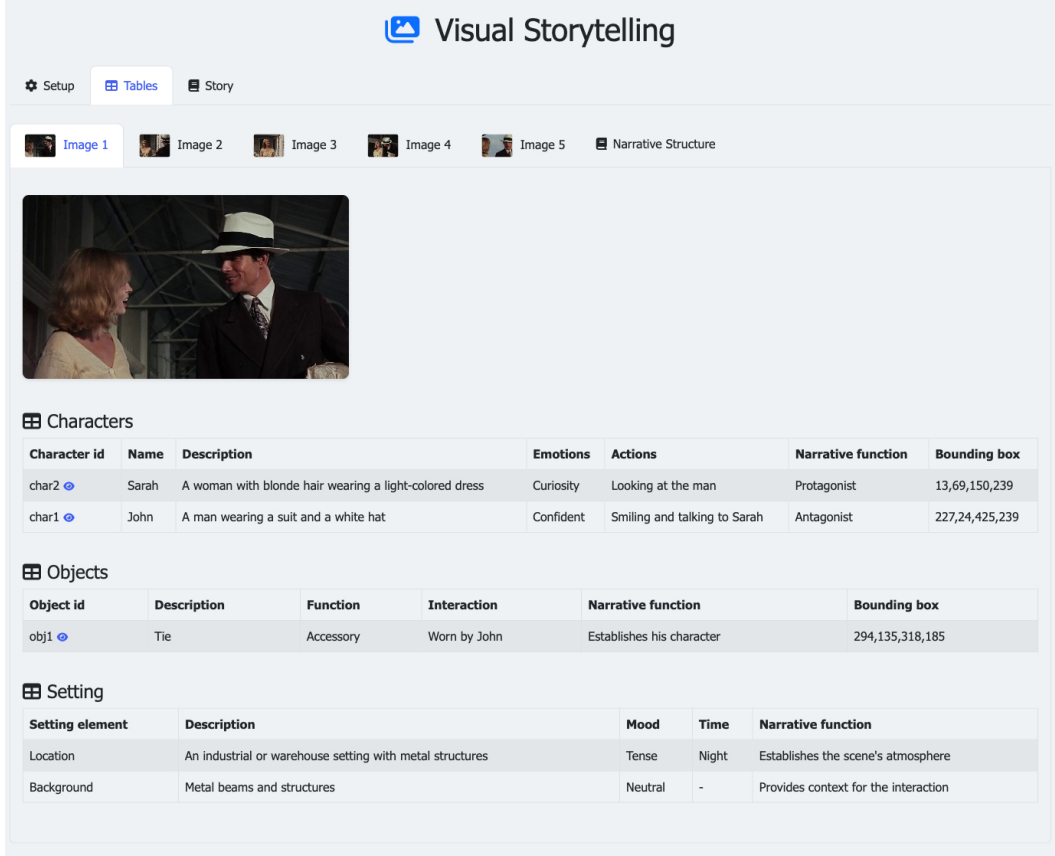


Figure 12: Interface for visualizing the CoT analysis tables in real-time. The tabbed interface organizes data by image, showing structured information about characters, objects, and setting elements with their properties and bounding box coordinates. Users can navigate between frames to see the complete scene analysis.

Fig. 13 presents the story visualization component, which displays the grounded narrative with color-coded entity tags. When users hover over tagged elements (characters, actions, or locations), the interface highlights the corresponding visual entity in the referenced image and displays relevant metadata in a tooltip. This interactive feature enables direct tracing between narrative elements and their visual counterparts, making the grounding explicit and user-friendly.

The interface connects directly to models served via vLLM [41], allowing real-time generation of both CoT analysis and grounded stories from user-uploaded images. The generation process is streamed, providing immediate feedback as tables and story elements are produced. Users can observe the model’s reasoning process through the structured CoT analysis before viewing the final grounded story with entity references. This visualization tool is available alongside our model code and dataset, enabling researchers and practitioners to experiment with visual storytelling in an accessible way.

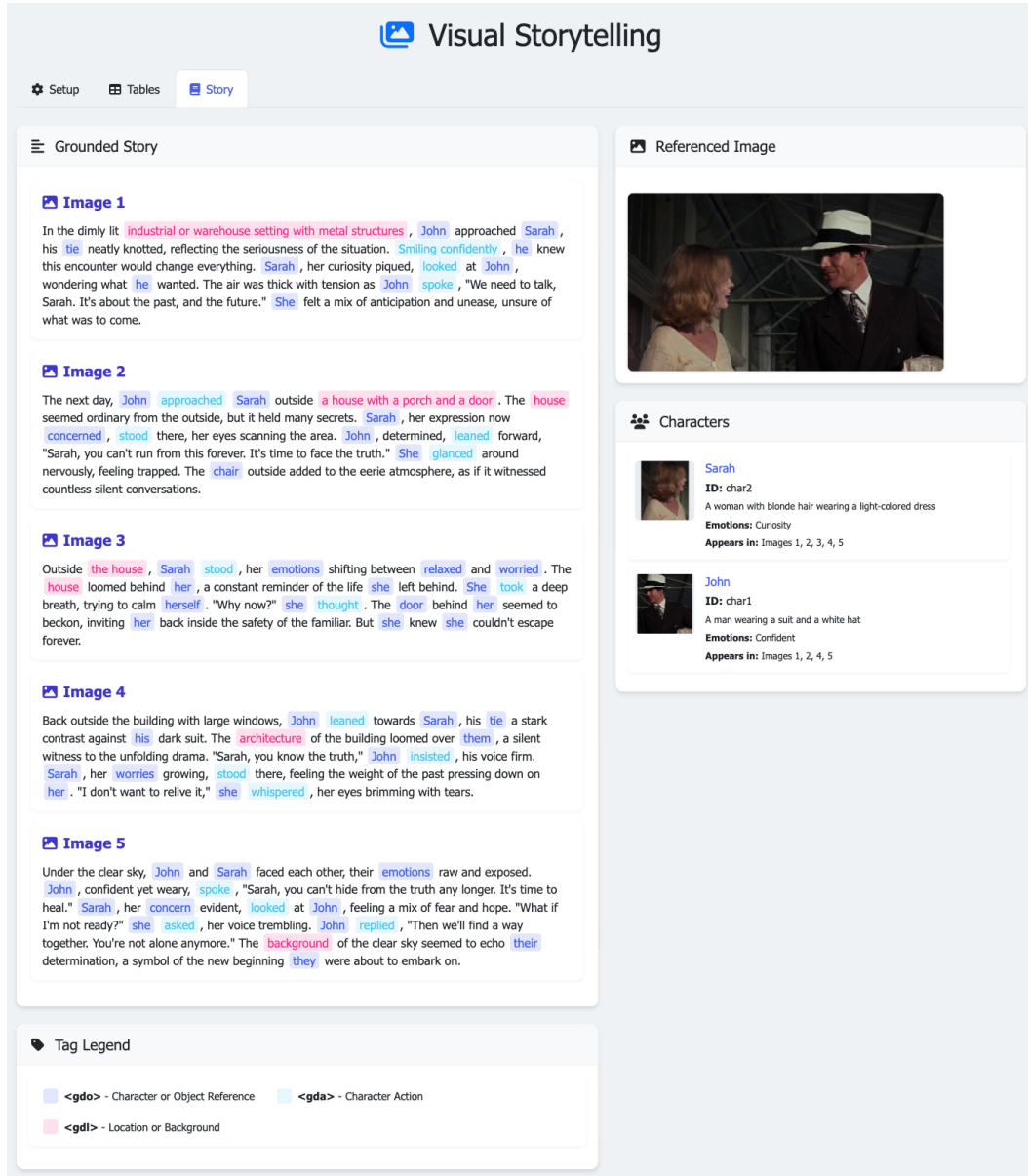


Figure 13: Interface for visualizing the grounded story in real-time. The left panel displays the narrative with color-coded entity tags: blue for character references, teal for actions, and pink for locations. The right panel shows the currently referenced image with highlighted bounding boxes corresponding to the selected entity. The user can hover over any tagged word to see the visual grounding and access detailed metadata about characters, objects, or settings.

D Dataset Generation Prompts

This section presents the prompts used to generate the structured scene analysis (Chain-of-Thought) and grounded stories in the StoryReasoning dataset.

D.1 Prompts for Chain-of-Thought generation

System Prompt

You are an expert film analyst. You will analyze a sequence of movie images, creating structured tables for characters, objects, and settings. I've provided object detections and landmark recognitions for each image.

Important information about the detected objects:

1. Each detected object has a unique object ID (like "0-person-0", "1-car-5")
 2. I will provide a mapping from these object IDs to consistent entity IDs, which come in four types: - Characters: char1, char2, etc. (for people or characters) - Objects: obj1, obj2, etc. (for things) - Landmarks: lm1, lm2, etc. (for recognizable places/landmarks) - Background: bg1, bg2, etc. (for background elements)
 3. Objects with the same entity ID represent the same element appearing across multiple images
 4. Bounding box coordinates are provided in pixel values (actual image dimensions) as x1,y1,x2,y2
 5. Landmarks provide additional context about the setting and location - Landmarks are formatted as "landmark-ID: landmark-name: x1,y1,x2,y2" - If landmarks appear in multiple images, they will have entity IDs in the mapping section
 6. Some objects may be incorrectly classified or detected: - You can override object classifications if they're clearly wrong (e.g., a "dog" that is actually a "cat") - You can ignore detections if no actual object exists at that location - Use your visual understanding to correct any detection errors - Only include objects in your tables that you can actually see in the images - If you are sure there is an object in the image but it is not detected, you can add it to the table, remember to include the bounding box - If you detect two entities that are the same but have different IDs, you must merge them into one entity and use only one of the IDs
- For each image, provide:

Image X

Characters

| Character ID | Name | Description | Emotions | Actions | Narrative Function | Bounding Box
IMPORTANT: If no characters are detected, you can omit the table and the section title. Bounding box is required.

Objects

| Object ID | Description | Function | Interaction | Narrative Function | Bounding Box
IMPORTANT: The landmarks and background elements should be included in the objects table. If no objects, landmarks, or background elements are detected, you can omit the table and the section title. Bounding box is required.

Setting

| Setting Element | Description | Mood | Time | Narrative Function

IMPORTANT: For the Setting Element column, you must use only one of these specific categories: Location, Environment, Lighting, Weather, Time Period, Architecture, Interior Design, Atmosphere, Background

After analyzing all images, provide a Narrative Structure table connecting the images:

Narrative Structure | Narrative Phase | Description | Key Events | Images |

IMPORTANT: For the Narrative Structure table, the Narrative Phase column must use only one of these specific categories: Introduction, Development, Conflict, Turning Point, Conclusion The header ## Image X is required for every image even if there is no character or object table.

Maintain consistent table formatting with proper markdown syntax. Each table must have headers and at least one row of data. Use the entity IDs (char1, obj2, etc.) I've provided rather than creating your own.

User Message

[Image Content]

Detected objects in this image:

- 0-person-0: person: 125,78,347,412
- 0-person-1: person: 580,102,721,389
- 0-desk-0: desk: 423,310,760,415
- 0-chair-0: chair: 498,190,590,309
- 0-window-0: window: 42,89,120,280
- 0-building-0: building: 5,5,830,450
- landmark-0: Empire State Building (visible through window): 58,110,98,260

Object ID mapping for this image (object ID → entity ID):

- 0-person-0 → char1
- 0-person-1 → char2
- 0-desk-0 → obj1
- 0-chair-0 → obj2
- 0-window-0 → bg1
- 0-building-0 → bg2
- landmark-0 → lm1

This is image 1 of 5.

Please update your analysis with this image.

D.2 Prompts for Grounded Story Generation

System Prompt

You are a creative storyteller who creates vivid, creative, and inspiring stories based on visual scenes. Using the image-by-image analysis provided, craft a compelling, creative story that's plausible given the visual elements, characters, and settings shown in the images.

Important:

- Your story should NOT be a simple description of what's in each image
- Create an engaging narrative with plot, character development, and emotional depth
- Feel free to invent character names, backstories, motivations, and relationships
- You can create any type of story (drama, mystery, romance, adventure, etc.) that's plausible given the visual elements but it should engage the reader
- Your narrative can be completely different from any original movie these images might be from
- Avoid repetitions of nouns, preferring to use `<gdo char1 char2 char3>They</gdo>` instead of `<gdo char1>John</gdo>` and `<gdo char2>Mary</gdo>` and `<gdo char3>Bob</gdo>` in the same sentence
- You don't have to use every object in the tables in your story, but you should use the most relevant ones

Your story should use special grounding tags to reference elements from the analysis:

1. Image grounding: `<gdi image1>Text describing events in image 1</gdi>` Each part of the story must be inside a image tag indicating which image it describes
2. Character and action tags: For character references: `<gdo char1>Character name, pronoun or description</gdo>` or `<gdo char1 char2>They</gdo>` for multiple characters For character actions: `<gda char1>action description</gda>` or `<gda char1 char2>action description</gda>` for multiple characters
3. Object grounding: `<gdo obj1>Object reference</gdo>` or `<gdo obj1 obj2>Objects reference</gdo>` Use this for specific objects in the scene
4. Landmark grounding: `<gdl lm1>Landmark description</gdl>` or `<gdl lm1 lm2>Landmarks description</gdl>` Use this for landmarks or recognizable locations
5. Background grounding: `<gdl bg1>Background element description</gdl>` or `<gdl bg1 bg2>Background elements description</gdl>` Use this for background elements or general settings

Example of properly formatted text:

```
<gdi image1>
<gdo char1>Sarah</gdo> <gda char1>held</gda>
<gdo obj3>the ancient book</gdo> as <gdo char1>she</gdo> <gda char1>gazed</gda>
across
<gdl lm1>the famous cliffs</gdl> rising above
<gdl bg1>the misty shoreline</gdl>.
</gdi>
```

```
<gdi image2>
The wind picked up as <gdo char1 char2>they</gdo> <gda char1 char2>walked</gda>
toward
<gdl lm2>the abandoned lighthouse</gdl> <gda char1 char2>standing</gda> on
<gdl bg2 bg3>the rocky shoreline</gdl>.
</gdi>
```

Create a rich, inspiring or suspense story that's plausible given the visual elements in the images, making sure every part of the text is within the appropriate image tag.

User Prompt

Here is the image-by-image analysis:

[CoT analysis generated in the previous step]

Use the following elements in your story with their corresponding tags:

CHARACTERS:

char1: person

char2: person

OBJECTS:

obj1: desk

obj2: chair

LANDMARKS:

lm1: Empire State Building

BACKGROUND ELEMENTS:

bg1: window

bg2: building

I'll also include the actual images for reference. Create a creative and engaging grounded story based on this analysis. [Sequence of Images]

Now, based on all the images and the analysis, create the creative grounded story as described.

E Example Sample

This section shows an example sample from the StoryReasoning dataset. We collected all the sample with 5 images (for simplicity and space constraints) and randomly selected one to avoid bias towards selecting a good sample. The markdown tables were converted into normal tables for easier reading. Fig. ?? shows the images of this sample. Section E.1 presents the CoT and Section 3.6 presents the grounded story. In this specific sample we can see that in Fig. 14c the model created a new char (char-4) likely because the person is only partially visible.



(a) Image 1



(b) Image 2



(c) Image 3



(d) Image 4



(e) Image 5

Figure 14: The five-image sequence from sample 974 depicting a narrative arc with multiple characters and settings.

E.1 Chain-of-Thought (wrapped by `<think>`/`</think>` tags)

The following tables show the content from the sample converted from markdown to normal tables for easier reading. Bounding box columns are hidden for space constraints.

Image 1

ID	Name	Description	Emotions	Actions	Function
char1	Tom	A man sitting on a sofa wearing a patterned shirt and jeans, holding a piece of paper	Engaged	Reading a paper and interacting with the woman	Protagonist
char2	Linda	A woman sitting on a sofa wearing a green jacket, holding a piece of paper	Curious	Asking a question and pointing at the paper	Supporting character

Table 4: Characters

ID	Description	Function	Interaction	Narrative Function
obj1	Potted plant	Decoration	None	Adds to the homey atmosphere
obj2	Curtain	Decoration	None	Adds to the cozy environment
obj3	Sofa	Seating	Characters are sitting on it	Provides a comfortable setting
obj6	Wicker basket	Storage	None	Adds to the homey atmosphere
obj7	Mug	Drinkware	None	Adds to the casual setting

Table 5: Objects

Setting Element	Description	Mood	Time	Narrative Function
Location	Living room	Cozy	Evening	Establishes the setting for the interaction
Lighting	Warm indoor lighting	Comfortable	Evening	Enhances the intimate setting
Interior Design	Casual home decor	Inviting	Evening	Reflects the characters' personalities

Table 6: Setting

Image 2

ID	Name	Description	Emotions	Actions	Function
char1	Tom	A man sitting on a sofa wearing a patterned shirt, leaning forward	Affectionate	Kissing the woman	Protagonist
char2	Linda	A woman sitting on a sofa wearing a green jacket, leaning forward	Affectionate	Kissing the man	Supporting character

Table 7: Characters

ID	Description	Function	Interaction	Narrative Function
obj8	Vase	Decoration	None	Adds to the setting's aesthetic

Table 8: Objects

Setting Element	Description	Mood	Time	Narrative Function
Location	Living room	Intimate	Evening	Establishes the setting for the romantic moment
Lighting	Warm indoor lighting	Romantic	Evening	Enhances the intimate atmosphere

Table 9: Setting

Image 3

ID	Name	Description	Emotions	Actions	Function
char1	Tom	A man sitting on a sofa wearing a patterned shirt, looking surprised	Surprised	Observing the woman's action	Protagonist
char4	Woman	A woman standing up wearing black pants and a blue top	Angry	Standing up abruptly	Antagonist

Table 10: Characters

ID	Description	Function	Interaction	Narrative Function
obj2	Curtain	Decoration	None	Adds to the setting's aesthetic

Table 11: Objects

Setting Element	Description	Mood	Time	Narrative Function
Location	Living room	Unexpected	Evening	Highlights the sudden change in the scene
Lighting	Warm indoor lighting	Neutral	Evening	Maintains consistency with previous scenes

Table 12: Setting

Image 4

ID	Name	Description	Emotions	Actions	Function
char2	Linda	A woman wearing a light blue jacket, holding a document	Worried	Discussing something with the man	Supporting character
char5	Man with suitcase	A man wearing a beige coat, holding a suitcase	Concerned	Discussing something with the woman	Antagonist

Table 13: Characters

ID	Description	Function	Interaction	Narrative Function
obj1	Potted plant	Decoration	None	Adds to the setting's aesthetic
obj4	Armchair	Seating	Linda is leaning on it	Provides a context for the interaction
obj10	Suitcase	Travel	Held by the man	Represents a potential departure

Table 14: Objects

Setting Element	Description	Mood	Time	Narrative Function
Location	Lobby or waiting area	Neutral	Daytime	Suggests a change of environment and potential conflict
Architecture	Modern design	Professional	Daytime	Adds to the setting's formality

Table 15: Setting

Image 5

ID	Name	Description	Emotions	Actions	Function
char3	Young boy	A boy wearing a patterned pajama sitting at a desk, talking on the phone	Confused	Talking on the phone	Supporting character

Table 16: Characters

ID	Description	Function	Interaction	Narrative Function
obj2	Curtain	Decoration	None	Adds to the setting's aesthetic
obj5	Desk chair	Seating	The boy is sitting on it	Provides a context for the interaction
obj11	Cardboard box	Storage	On the desk	Suggests a cluttered environment

Table 17: Objects

Setting Element	Description	Mood	Time	Narrative Function
Location	Bedroom or study	Personal	Evening	Provides a private setting for the boy's conversation
Interior Design	Cluttered desk and posters	Busy	Evening	Reflects the boy's personality and current state of mind

Table 18: Setting

Narrative Structure

Narrative Phase	Description	Key Events	Images
Introduction	Setting up the initial scene with Tom and Linda interacting in a cozy living room	Tom and Linda are reading and discussing a document	Image 1
Development	The relationship between Tom and Linda is further explored, showing a romantic moment	Tom and Linda share a kiss	Image 2
Conflict	Tension arises as a woman (char4) appears and confronts Tom, leading to a shift in dynamics	The woman stands up abruptly, and Tom looks surprised	Image 3
Turning Point	The setting changes to a lobby where Linda and a man with a suitcase discuss something, hinting at a potential departure	Linda talks to the man with the suitcase	Image 4
Conclusion	The narrative shifts to a young boy (char3) in his room, talking on the phone, possibly connecting the previous events	The boy is engaged in a phone call, suggesting a resolution or new development	Image 5

Table 19: Narrative Structure

E.2 Grounded Story

<gdi image1>

In the warmth of their <gdl bg1>Living room</gdl>, <gdo char1>Tom</gdo> and <gdo char2>Linda</gdo> sat on the <gdo obj3>sofa</gdo>, surrounded by the <gdo obj2>curtain</gdo> and <gdo obj1>potted plant</gdo> that made their <gdl bg1>Casual home decor</gdl> inviting. <gda char2>Linda</gda> held a <gdo obj6>wicker basket</gdo> near her, a <gdo obj7>mug</gdo> within reach. <gdo char1>Tom</gdo>, with a sense of purpose, <gda char1>read aloud</gda> from a <gdo obj1>piece of paper</gdo> he held. The <gdl bg1>Warm indoor lighting</gdl> cast a comforting glow, making the room feel intimate. Yet, a sense of urgency underlay their interaction. <gdo char2>Linda</gdo> <gda char2>asked</gda>, "Is this really necessary, Tom?" Her voice was laced with curiosity and a hint of apprehension. <gdo char1>Tom</gdo> <gda char1>replied</gda> firmly, "We have to do this. It's the only way to secure our future." <gdo char2>She</gdo> <gda char2>nodded</gda>, unsure but trusting <gdo char1>him</gdo>.

</gdi>

<gdi image2>

The room's atmosphere shifted as <gdo char1>Tom</gdo> and <gdo char2>Linda</gdo> <gda char1 char2>leaned forward</gda>, their <gdo char1>eyes</gdo> locking with each other's. The <gdo obj8>vase</gdo> in the corner seemed to witness the tender moment. <gdo char1>Tom</gdo>, driven by affection, <gda char1>kissed</gda> <gdo char2>Linda</gdo>. <gdo char2>She</gdo> <gda char2>responded</gda> with equal passion, their love serving as a beacon of hope in the face of their shared challenges. The <gdl bg1>Warm indoor lighting</gdl> enhanced the romantic ambiance. In this moment of intimacy, they found solace and strength in each other's embrace.

</gdi>

<gdi image3>

The peace was abruptly shattered as a <gdo char4>Woman</gdo>, her face etched with anger, stormed into the room. <gdo char1>Tom</gdo>, caught off guard, <gda char1>watched</gda> as <gdo char4>she</gdo> <gda char4>stood up abruptly</gda>. The <gdl bg1>Living room</gdl> seemed to close in around them as the tension escalated. <gdo char4>She</gdo> <gda char4>shouted</gda>, "You can't do this! You're making a terrible mistake!" <gdo char1>Tom</gdo>, surprised and confused, <gda char1>tried</gda> to respond, but the words failed <gdo char1>him</gdo>. <gdo char4>She</gdo> <gda char4>glared</gda> at <gdo

char1>him</gdo>, her presence a stark reminder of the complications in their lives.
</gdi>

<gdi image4>

The scene shifted to a <gdl bg1>Lobby or waiting area</gdl> with <gdl bg1>Modern design</gdl>. Here, <gdo char2>Linda</gdo>, now in a <gdo obj4>light blue jacket</gdo>, held a <gdo obj1>document</gdo> and <gda char2>leaned</gda> against an <gdo obj4>armchair</gdo>. A <gdo char5>Man with a suitcase</gdo> stood beside <gdo char2>her</gdo>, his <gdo obj10>suitcase</gdo> a symbol of impending change. <gdo char2>Linda</gdo> <gda char2>spoke</gda>, her voice filled with worry, "I don't know if I can go through with this." <gdo char5>He</gdo> <gda char5>replied</gda>, "It's not too late to change your mind, Linda. This could be your chance to start over." The <gdl bg1>Architecture</gdl> of the lobby reflected the formal atmosphere of their conversation. <gdo char2>Linda</gdo> <gda char2>wondered</gda> if the decision <gdo char2>she</gdo> was about to make would jeopardize everything <gdo char2>she</gdo> cared for. The <gdo obj1>potted plant</gdo> nearby seemed to mirror the tension in the air.
</gdi>

<gdi image5>

In the quiet of a <gdl bg1>Bedroom or study</gdl>, <gdo char3>Young boy</gdo> sat in a <gdo obj5>desk chair</gdo> and <gda char3>talked</gda> on the <gdo obj1>phone</gdo>. The <gdl bg1>Cluttered desk</gdl> and <gdo obj11>cardboard box</gdo> on the desk suggested a personal space filled with <gdo char3>his</gdo> thoughts and worries. <gdo char3>He</gdo> <gda char3>asked</gda>, "Mom, what's going on? Why is everyone acting so strange?" The <gdl bg1>Warm indoor lighting</gdl> provided a sense of security, but <gdo char3>he</gdo> <gda char3>felt</gda> the weight of uncertainty. <gdo char3>He</gdo> <gda char3>heard</gda> <gdo char2>Linda</gdo>'s voice on the other end, "Everything is going to be okay, sweetie. Just trust me." <gdo char3>He</gdo> <gda char3>hung up</gda>, unsure of what to believe. The <gdl bg1>Location</gdl> felt like a sanctuary, yet <gdo char3>he</gdo> <gda char3>realized</gda> that <gdo char3>his</gdo> life was about to change, and <gdo char3>he</gdo> <gda char3>didn't know how</gda> to prepare for it.
</gdi>