

EmotionHalluc: Evaluating Emotion Hallucinations in Multimodal Large Language Models

Bohao Xing¹ Xin Liu^{1*} Guoying Zhao² Chengyu Liu³
Xiaolan Fu⁴ Heikki Kälviäinen^{1,5}

¹Lappeenranta-Lahti University of Technology LUT ²University of Oulu
³Southeast University ⁴Shanghai Jiao Tong University ⁵Brno University of Technology

Abstract

Emotion understanding is a critical yet challenging task. Recent advances in Multimodal Large Language Models (MLLMs) have significantly enhanced their capabilities in this area. However, MLLMs often suffer from “hallucinations”, generating irrelevant or nonsensical content. To the best of our knowledge, despite the importance of this issue, there has been no dedicated effort to evaluate emotion-related hallucinations in MLLMs. In this work, we introduce **EmotionHalluc**, the first benchmark for detecting and analyzing emotion hallucinations in MLLMs. Unlike humans, whose emotion understanding stems from the interplay of biology and social learning, MLLMs rely solely on data-driven learning and lack innate emotional instincts. Fortunately, emotion psychology provides a solid foundation of knowledge about human emotions. Building on this, we assess emotion hallucinations from two dimensions: emotion psychology knowledge and real-world multimodal perception. To support robust evaluation, we utilize an adversarial binary question–answer (QA) framework, which employs carefully crafted basic and hallucinated pairs to assess the emotion hallucination tendencies of MLLMs. By evaluating 38 LLMs and MLLMs on EmotionHalluc, we reveal that: i) most current models exhibit substantial issues with emotion hallucinations; ii) closed-source models outperform open-source ones in detecting emotion hallucinations, and reasoning capability provides additional advantages; iii) existing models perform better in emotion psychology knowledge than in multimodal emotion perception. As a byproduct, these findings inspire us to propose the **PEP-MEK** framework, which yields an average improvement of 9.90% in emotion hallucination detection across selected models. Resources will be available at <https://github.com/xxtars/EmotionHalluc>.

Inevitably, emotions are inseparable from the idea of good and evil.

Antonio Damasio, *The Feeling of What Happens*.

1 Introduction

Emotion understanding is one of the most fundamental yet challenging tasks in artificial intelligence [34, 25]. Over the past decades, this field has attracted significant attention from the research community [57, 40, 18, 19, 65, 81]. Much of the existing work has focused on independent sub-tasks across different modalities: in the text modality, tasks such as sentiment analysis [79] and emotion cause detection [35]; in the image modality, facial expression recognition [40] and affective scene analysis [95]; in the speech modality, speech emotion recognition [78]; and in the video modality, multimodal emotion recognition [2], dynamic facial expression recognition [96], and body gesture-based emotion recognition [52], among others.

*Corresponding author (xin.liu@lut.fi).

Recently, MLLMs have demonstrated remarkable capabilities in text and vision understanding [4, 39, 3], and have begun to play an increasingly important role in emotion understanding [94, 46, 43, 12, 81]. These models offer the potential for unified, multimodal emotion understanding that transcends traditional unimodal and single-task approaches.

However, despite their strong capabilities, MLLMs often generate incorrect or ungrounded responses based on textual or visual inputs [42, 75, 62]. This issue is commonly called “hallucination” [66]. Hallucination is generally categorized into two types [7]: (1) factuality hallucination, where outputs conflict with real-world facts; (2) faithfulness hallucination, where outputs diverge from input instructions, provided context, or exhibit internal inconsistencies. In response to these challenges, growing attention has been paid to analyzing and mitigating hallucinations in MLLMs. Existing hallucination benchmarks, however, are primarily designed for general-purpose tasks [77], leaving hallucinations in emotion understanding tasks largely unexplored. Unlike general tasks, emotion understanding involves subjective and psychological processes, often shaped by cognitive appraisal, context, and social cues, which makes emotion-related hallucinations harder to detect.

On the other hand, human emotion arises from a combination of innate biological mechanisms and lifelong social learning [90], which makes it challenging to model, as shown in Figure 1a. In contrast, MLLMs rely on data-driven learning, and lack the embodied and experiential grounding that humans use to interpret emotions naturally and intuitively. Fortunately, *learning how emotion develops may help us understand more about emotion itself* [69]. Decades of research in psychology have offered rich insights into how humans perceive, process, and reason about emotions [58], offering a valuable knowledge source to support more reliable emotion understanding in MLLMs.

Motivated by these observations, we first consider how emotion-related hallucinations should be defined and categorized. Unlike general hallucinations, emotion hallucinations tend to be more complex, as emotion understanding involves not only objective perception but also psychological and sociological reasoning [89]. Given this complexity, we propose **EmotionHalluciner**, the first benchmark specifically designed to evaluate emotion hallucinations. EmotionHalluciner targets two key aspects: hallucinations related to emotion psychology knowledge (focusing on factuality hallucination) and hallucinations in real-world multimodal emotion understanding (focusing on faithfulness hallucination), as illustrated in Figure 1b. To ensure reliable evaluation and reduce confounding factors [42, 92], we adopt a binary QA-based evaluation framework [42, 77]. Specifically, we construct adversarial QA pairs [75], where each pair consists of a basic and an intentionally hallucinated question to test models. To mitigate language bias, we balance “yes” and “no” answers, and provide concise explanations to reduce misinterpretation.

By evaluating 38 LLMs and MLLMs on EmotionHalluciner, our analysis leads to three main findings: **First**, most current models exhibit substantial issues with emotion hallucinations. **Second**, closed-source models outperform open-source ones in detecting emotion hallucinations, and reasoning capability provides additional advantages. **Third**, existing models perform better in emotion psychology knowledge than in multimodal emotion perception. Building on these findings, we propose **PEP-MEK**, a plug-and-play framework that incorporates both modality-specific and emotional knowledge to mitigate emotion hallucinations. Experimental results show that applying PEP-MEK leads to a significant performance boost on EmotionHalluciner, with an average improvement of 9.90%. We believe this framework can support future research and development in the detection and mitigation of emotion hallucinations in MLLMs.

2 Related Work

2.1 Hallucination in Natural Language Processing

Generative models in Natural Language Processing (NLP), particularly Large Language Models (LLMs), have demonstrated impressive performance across a wide range of language generation tasks. However, a major challenge remains: these models may occasionally produce text that is inaccurate, irrelevant, or illogical, a phenomenon commonly referred to as “hallucination” in NLP. Hallucination typically refers to instances where the generated content is nonsensical or deviates from the intended meaning or source material [20]. In the NLP community, this issue is empirically categorized into two types [7]: 1) Factuality hallucination, which highlights inconsistencies between generated output and verifiable real-world facts, often manifesting as factual errors or fabrication; 2) Faithfulness hallucination, which refers to deviations from user instructions, input context, or internal

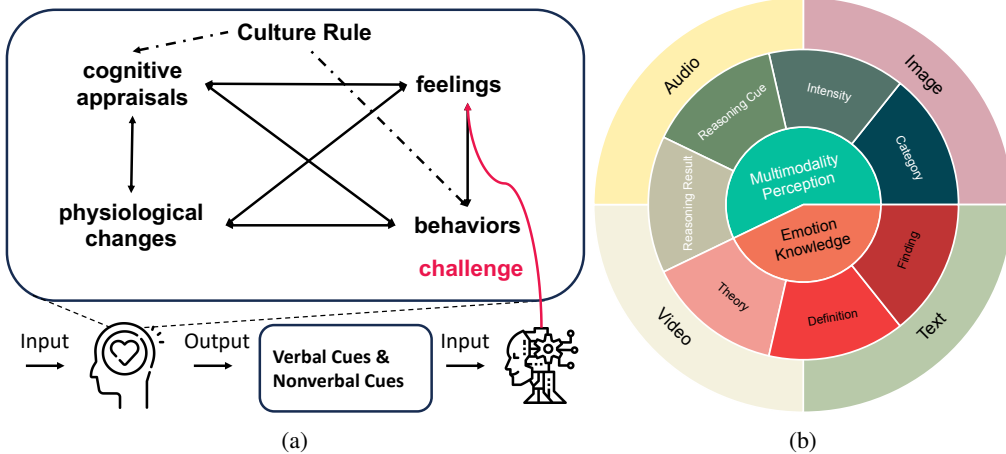


Figure 1: Emotion understanding differences and the EmotionHalluciner. **(a)** The distinction between how humans and MLLMs understand emotions. Based on the component process model [68] and dynamic systems approach [36], human emotion understanding involves dynamic interactions among cognitive appraisals, physiological changes, feelings, and behaviors. In contrast, MLLMs rely on data-driven learning from external behavioral cues, which limits their ability to accurately infer the underlying emotional states. **(b)** EmotionHalluciner is organized along two main dimensions, Emotion Knowledge and Multimodality Perception, and includes seven subcategories across four modalities.

consistency within the generated content. Within specialized research domains, opinions diverge regarding the value of factuality hallucinations. Some studies suggest that such hallucinations can be beneficial [55, 74], arguing that the additional information they introduce may enhance the perceived informational value of the output.

2.2 Hallucination in Computer Vision

Recent advances in vision-language modeling have led to impressive performance across various generative tasks [4, 39, 3]. Alongside these developments, increasing attention has been given to the issue of hallucination in this domain. The concept of object hallucination in image captioning, along with the CHAIR metric, was first introduced by Rohrbach et al.[66]. To provide a more robust evaluation framework, POPE[42] proposed a binary VQA benchmark specifically aimed at detecting object hallucinations, offering greater reliability than CHAIR. Subsequent studies have broadened the scope of hallucination research to include relationships, attributes, counting, OCR, and other visual phenomena [71, 76, 23, 14, 11, 51]. More recently, research has extended to video-based hallucinations, reflecting the growing complexity of multimodal understanding [91, 77]. However, to the best of our knowledge, despite the emergence of general hallucination benchmarks, no benchmark has yet been developed to evaluate hallucinations related to emotion understanding. To fill this gap, we introduce the first benchmark specifically designed to assess emotion hallucinations.

2.3 Emotion MLLMs

With the rapid advancement of LLMs, a growing body of research has begun to explore their potential for emotion understanding. These models facilitate the integration of multimodal information, making complex emotional reasoning increasingly feasible. Representative works in this direction include AffectGPT[43], EMER[46], Emotion-LLAMA[12], and Omni-Emotion[85], which investigate how MLLMs can be adapted for emotion recognition and reasoning. In parallel, other studies have focused on more domain-specific emotion understanding tasks [37, 81, 38], contributing to increasingly flexible and specialized frameworks. However, despite these advancements, the critical issue of hallucination in emotion understanding remains largely underexplored. One key reason for this gap is the lack of a dedicated benchmark to assess hallucinations in emotion understanding. In this work, we address this limitation by introducing the first benchmark specifically designed to evaluate hallucination in emotion understanding.


Emotion Knowledge Hallucination


Theory Hallucination
Basic: Various dimensional models agree that emotional feelings are best described in terms of continuous dimensions, rather than discrete categories.
Hallucinated: Various dimensional models agree that emotional feelings are best described in terms of discrete categories, rather than continuous dimensions.


Definition Hallucination
Basic: In several more recent, widely recognized definitions, cognitive appraisals, feelings, physiological changes, and behaviors hang together in emotions.
Hallucinated: In several more recent, widely recognized definitions, cognitive appraisals, feelings, physiological changes, and behaviors operate independently in emotions.

Finding Hallucination
Basic: People in Western cultures tend to be high on individualism, which emphasizes individual uniqueness, personal rights, being true to one's self, and independence from others. Most South and East Asian cultures emphasize collectivism.
Hallucinated: People in South and East Asian cultures tend to be high on individualism, which emphasizes individual uniqueness, personal rights, being true to one's self, and independence from others. Most Western cultures emphasize collectivism.

Multimodality Perception Hallucination

Category Hallucination

Basic: The woman in the picture appears to be positive.
Hallucinated: The woman in the picture appears to be negative.

Intensity Hallucination

Basic: You can hear a normal intensity of sadness in the person's speech.
Hallucinated: You can hear a strong intensity of sadness in the person's speech.

Reasoning Cue Hallucination

Basic: The man nods and smirks when referred to as a "mentalist" because it nostalgically reminds him of his "glory days" as a magician. His eyes momentarily widen, he quickly raises an eyebrow, and his lips curl into a knowing smirk, hinting at a memory. The slight tilt of his head and soft exhale suggest a mix of amusement and fond recollection.
Hallucinated: The man nods and smirks when referred to as a "mentalist" because it nostalgically reminds him of his "glory days" as a magician. His eyes momentarily narrow, and his lips curl into a knowing smile, hinting at a memory. The way he tilts his head slightly and exhales lightly suggests a mix of amusement and fond recollection.

Reasoning Result Hallucination
Review: The show had great episodes, this is not one of them. It's not a terrible episode, it's just hard to follow up "The man that was death.", "All through the house", and "Dig that cat, he's real gone."
Basic: This episode is about a couple that has just been married Peggy (Ammanda Plummer) and Charles (Stephen Shellen). In the first five minutes you find out that Charles only married Peggy for her money. The two go on their honeymoon and their car breaks down on a dirt road and they have to seek refuge in an old abandon mansion. Charles soon finds out a secret of Peggy's family...
Hallucinated: This review is a positive sentiment because it highlights clear shortcomings in the episode compared to the rest of the season. ...
Hallucinated: This review is a positive sentiment because it highlights clear strengths in the season. ...

Figure 2: Example tasks in EmotionHallucur. Each pairs consists of a basic question, used to test the basic ability of MLLMs, and a hallucinated question, containing hallucinated content to evaluate the models' ability to detect hallucination. Emotion Knowledge Hallucination targets emotion psychology knowledge [68, 36, 69], whereas Multimodality Perception Hallucination centers on real-world emotion understanding [15, 93, 53, 44, 87, 80]. More details could be seen in **Appendix D**.

3 The *EmotionHallucur* Benchmark

3.1 Benchmark Construction

To evaluate hallucination in emotion understanding, we divide our benchmark into two primary categories: emotion psychology knowledge and real-world multimodal emotion perception. This design yields seven specific evaluation settings spanning four modalities, as illustrated in Figure 2. For the emotion knowledge dimension, we collect and curate factual statements from an authoritative textbook in emotion psychology [69]. For the multimodal perception dimension, we leverage several widely used datasets across different modalities: SOUL [15] for text, Twitter15 and Twitter17 [93] for image, RAVDESS [53] for speech, and MER 2023 [44] and Social-IQ 2.0 [87, 80] for video. These diverse sources allow us to construct hallucination instances that reflect both knowledge-based and perceptual challenges in emotion understanding. The detailed annotation procedure is described in **Appendix A**.

3.1.1 Emotion Psychology Knowledge Hallucination

To the best of our knowledge, this is the first hallucination benchmark that evaluates LLMs and MLLMs on their understanding of emotion psychology knowledge, with a focus on core theories from affective science [68, 36]. We begin by selecting a set of well-established and unambiguous statements from an authoritative textbook in emotion psychology [69], which serve as ground truth. Based on these statements, we construct hallucinated counterparts that intentionally contradict, distort, or misrepresent the original content. This setting enables a examination of models' susceptibility to hallucination within the domain of emotion knowledge, providing a framework to assess both knowledge grounding and hallucination behaviors in the context of human emotion theory.

Theory. Our work introduces a Theory Hallucination setting in the context of emotion psychology theory [10, 68, 36], as illustrated in Figure 2. To support this setting, we collect a set of core statements derived from well-established theoretical frameworks in emotion psychology, covering a range of foundational perspectives [10, 68, 36, 69]. Based on these statements, and through the annotation process, we construct 81 question-answer pairs that serve as test instances for evaluating hallucination in emotion theory knowledge.

Definition. We also construct an emotion Psychology Definition Hallucination setting, which targets the definitions of widely accepted concepts in emotion psychology [8], as shown in Figure 2. To support this setting, we collect a set of definitions for key emotion-related terms from authoritative academic sources, ensuring that each definition reflects the consensus within the field. This process results in 133 question-answer pairs, which serve as evaluation instances for assessing hallucinations related to definitional knowledge in affective science.

Finding. We further construct an emotion Psychology Finding Hallucination setting, which focuses on empirical findings in emotion research that describe observed phenomena but have not yet been formalized into complete theoretical frameworks [33], as shown in Figure 2. This category includes well-documented results such as cross-cultural differences in emotional expression [27], developmental variations between infants and adults [9], and other empirical observations reported in the literature. This setting yields 178 question-answer pairs, which enable the evaluation of hallucination behaviors related to non-theoretical but empirically grounded knowledge in emotion psychology.

3.1.2 Multimodality Perception Hallucination

Beyond emotion psychology knowledge, we also construct a real-World Multimodal Emotion Perception Hallucination setting, which focuses on assessing hallucination risks in emotion understanding tasks involving multimodal inputs (e.g., text, audio, and visual signals), as shown in Figure 2. To build this setting, we collect samples from widely used emotion understanding datasets [15, 93, 53, 44, 87, 80]. We then filter and refine these samples to construct instances in which hallucinated descriptions contradict or misinterpret the emotional content conveyed by the inputs. This setting enables the evaluation of hallucinations in realistic, multimodal environments, where emotion understanding requires integrating ambiguous and context-dependent cues from multiple sources [88].

Category. Following prior work on object hallucination [66], and as shown in Figure 2, we introduce an emotion Category Hallucination setting, which refers to the incorrect generation or identification of emotion categories [17]. Specifically, this type of hallucination refers to cases where models generate nonexistent or inappropriate emotion category. Additionally, the emotion categories in this setting are not limited to binary sentiment labels commonly used in text-based tasks (e.g., positive/negative), but also cover discrete basic emotion categories frequently adopted in visual and multimodal emotion recognition tasks (e.g., happiness, anger, sadness).

Intensity. We further introduce an emotion Intensity Hallucination setting, which concerns the misrepresentation of the strength of emotional expressions, as shown in Figure 2. Unlike traditional approaches in affective computing that represent emotions using continuous valence-arousal dimensions [67], we adopt discrete intensity descriptors (e.g., mild/slightly, normal, strong) that are more aligned with the representational capabilities of LLMs. In this setting, hallucination arises when the model exaggerates, downplays, or otherwise inaccurately describes the intensity of the emotional state conveyed by the input.

Reasoning Result. Following previous works [44, 12], we introduce a Reasoning Result Hallucination setting. This phenomenon arises when the model accurately extracts emotional cues from multimodal inputs (e.g., facial expressions, vocal tone, or text), but still produces an incorrect emotional interpretation, as shown in Figure 2. In this setting, the hallucination does not stem from the misidentification of input signals themselves, but from incorrect emotional reasoning. This design reflects the critical distinction between perception and reasoning in emotion understanding, highlighting that accurate signal recognition does not necessarily guarantee appropriate emotional conclusions.

Reasoning Cue. Following previous works [44, 12], we introduce a Reasoning Cue Hallucination setting, as shown in Figure 2. In this setting, hallucination arises when the model overlooks, misinterprets, or fabricates key multimodal signals (e.g., missing the angry tone in speech, misreading a facial expression, or inferring unsupported emotional context from text), leading to unreliable reasoning processes. Crucially, Reasoning Cue Hallucination captures cases where the reasoning pathway itself is flawed due to incorrect cue selection or interpretation, independent of the correctness of the final emotion judgment.



Figure 3: Word cloud of EmotionHalluc.

Figure 4: Dataset statistics of EmotionHalluc.

Statistic	Count
Questions	2,742
Images	150
Audios	368
Videos	230
Avg Question len	31.6
Avg Knowledge Text len	19.9
Avg Review Text len	108.7
Avg Image resolution	579.5×466.5
Avg Audio len	4.2
Avg Short Video len	4.3
Avg Short Vioeo resolution	870.0×476.9
Avg Long Video len	60.0
Avg Long Vioeo resolution	637.9×360.0

3.2 Benchmark Statistics

Quantitative Analysis. As shown in Table 4, we provide a quantitative analysis of EmotionHalluc. In total, the benchmark comprises 2,742 questions, with an average length of 31.6 words. EmotionHalluc covers four modalities: text, image, audio, and video. We further categorize the data collected from MER 2023[44] and Social-IQ 2.0[87, 80] into short video and long video subsets. For the emotion knowledge text, lengths range from 4 to 56 words, with an average of 19.9 words. In the case of real-world review texts[15] (see task details in **Appendix A**), the length ranges from 12 to 199 words, averaging 108.7 words. For real-world images [93], resolutions range from 320×194 to 600×1024 pixels, with an average resolution of 579.5×466.5 pixels. The real-world audio clips [53] vary from 3.0 to 6.3 seconds in length, with an average duration of 4.2 seconds. For real-world videos, short videos [44] have an average resolution of 870.0×476.9 pixels, ranging from 576×256 to 1280×720 pixels. Their durations range from 0.52 to 38.29 seconds, with an average of 4.29 seconds. In contrast, long videos [87, 80] have a fixed duration of 60 seconds. Their resolution averages 637.9×360.0 pixels, ranging from 534×360 to 640×360 pixels.

Qualitative Analysis. To provide a more intuitive understanding of VideoHalluc, we visualize key terms using a word cloud, as shown in Figure 3. The visualization highlights frequently occurring concepts such as emotion, voice, facial expression, and tone, which correspond closely to the core modalities and reasoning components in our benchmark. These results suggest that VideoHalluc effectively focuses on the multimodal cues essential for emotion hallucination.

3.3 Evaluation Metric

Hallucination Evaluation. Following previous work [75, 77], we adopt a QA-based benchmark for the following reasons: (1) Susceptibility to External Factors: Caption-based evaluations, like BLEU [60] and ROUGE [48], are sensitive to external variables such as prompt design and caption length [42], which can distort evaluation outcomes. (2) Evaluation Complexity: Existing approaches such as CHAIR [66] rely on intricate, manually designed parsing rules, which complicate the evaluation process and hinder scalability. (3) LLM Hallucination Bias: Given the propensity of LLMs to produce hallucinated outputs, using their own generations for self-evaluation may compromise the reliability and objectivity of the results [76].

To reduce these evaluation biases, we propose EmotionHalluciner with an adversarial evaluation framework inspired by [75, 77]. For each evaluation instance, we construct a pair of complementary questions: a basic question, which tests the model’s core perception and reasoning abilities, and a hallucinated question, which introduces intentionally fabricated content to test the model’s robustness against hallucination. A response is considered correct only if the model answers both questions accurately as a pair. This dual-question design enables a more rigorous assessment of whether a model can detect and resist hallucinations without compromising its performance on fundamental tasks.

Bias Evaluation. In addition to the accuracy, we calculate the Yes Percentage Difference (Pct. Diff) and False Positive Ratio (FP Ratio) [23, 77] to reveal the bias of these MLLMs. Specifically, the Yes

Table 1: Performance comparison on EmotionHalluciner with additional “Yes/No bias” analysis.

Methods	Model	Yes/No Bias		Accuracy on EmotionHalluciner		
	Size	Pct. Diff (~ 0)	FP Ratio (~ 0.5)	Basic \uparrow	Hallucinated \uparrow	Overall \uparrow
<i>Open-source</i>						
Qwen2.5-Omni [82]	7B	-0.05	0.44	52.81	63.46	18.65
Emotion-LLaMA [12]	7B	0.20	0.71	72.88	33.45	15.43
<i>Closed-source</i>						
Gemini-2.5-Flash [21]	-	0.01	0.51	69.41	68.15	45.06
Gemini-2.5-Pro [21]	-	0.01	0.52	70.30	67.56	44.17

Percentage Difference is calculated as

$$d_y = \frac{|\{Pred(m, q) = \text{“yes”}\}_{(m, q) \in V}| - |\{GT(m, q) = \text{“yes”}\}_{(m, q) \in V}|}{|V|}, \quad (1)$$

where V is the set of question pairs. m represents additional modality information such as image, audio, or video; for text-only questions, this component is absent. q refers to the question itself. $GT(m, q)$ is the ground truth. A smaller d_y indicates the number of “yes” responses from models is closer to the ground truth, revealing less language bias. the False Positive Ratio is calculated as

$$r_{fp} = \frac{|\{Pred(m, q) = \text{“yes”}\}_{(m, q) \in W}|}{|W|}, \quad (2)$$

where W is the set of wrongly answered question pairs. r_{fp} demonstrates the percentage of “yes” in all wrongly predicted answers. A value closer to 50% indicates less bias from the models.

4 Experiments

In this section, we evaluate a range of widely used LLMs and MLLMs on EmotionHalluciner. The models are grouped according to the input modalities they support. Implementation details and additional analyses are provided in **Appendix B**.

4.1 Main Benchmark Results

Multimodality. The EmotionHalluciner benchmark encompasses four modalities: text, image, audio, and video. However, most existing MLLMs lack the ability to process all four modalities simultaneously, with many limited to two (e.g., text-image or text-video). To ensure a fair and consistent evaluation, we report both aggregate results for models capable of handling all four modalities and modality-specific results for models restricted to certain subsets. Additional analyses on model performance and modality-specific analysis are provided in **Appendix C**.

As shown in Table 1, we compare models across all modalities available on EmotionHalluciner. While the strongest closed-source Gemini models outperform their open-source counterparts, their overall performance remains suboptimal, reflecting the inherent challenges of emotional understanding and hallucination. Notably, all open-source models fail to exceed the 25% accuracy expected from random guessing, also underscoring the current limitations of MLLMs in handling emotional reasoning. In the “Yes/No Bias” evaluation, general-purpose MLLMs demonstrate better neutrality, showing less tendency toward overconfident affirmations. In contrast, the emotion-specific model Emotion-LLaMA performs significantly worse in this regard. This may be attributed to its fine-tuning focus on emotional content. It may also be due to the fact that the model is relatively outdated compared to recent MLLMs, potentially lacking the latest advances.

Given that most popular MLLMs are optimized for vision modalities and lack support for audio-only inputs, we present EmotionHalluciner-NoAudio, a benchmark subset that excludes the audio modality (see Table 2). Due to space constraints, we report results for 11 representative models. Consistent with earlier findings, closed-source models outperform their open-source counterparts in both overall accuracy and the “Yes/No Bias” evaluation. Gemini-2.5-Pro achieves the best performance, followed closely by Gemini-2.5-Flash. Among open-source models, Qwen2.5 VL performs the best and notably exceeds the random-guessing baseline.

Table 2: Performance comparison on EmotionHallucener-NoAudio with additional “Yes/No bias” analysis. More results could be seen in Table 11 of the **Appendix**.

Methods	Model	Yes/No Bias		Accuracy on EmotionHallucner–NoAudio		
	Size	Pct. Diff (~ 0)	FP Ratio (~ 0.5)	Basic \uparrow	Hallucinated \uparrow	Overall \uparrow
<i>Open-source</i>						
LLaVA [50]	34B	-0.05	0.45	50.25	59.52	10.27
Llama3.2-vision [22]	11B	0.21	0.78	83.05	41.28	29.91
Video-ChatGPT [54]	7B	0.09	0.59	61.91	44.67	18.44
Emotion-LLaMA [12]	7B	0.12	0.63	66.55	42.43	18.86
Qwen2.5-VL [6]	72B	0.08	0.63	78.08	62.15	43.02
Qwen2.5-Omni [82]	7B	0.11	0.65	72.39	49.74	25.44
<i>Closed-source</i>						
QvQ-Max [64]	-	0.07	0.63	78.18	63.39	47.98
GPT-4o [28]	-	-0.01	0.48	67.10	69.49	40.98
GPT-4.1 [59]	-	0.05	0.58	74.58	64.71	44.47
Gemini-2.5-Flash [21]	-	0.06	0.61	78.55	66.80	50.56
Gemini-2.5-Pro [21]	-	0.07	0.64	81.31	67.01	51.58

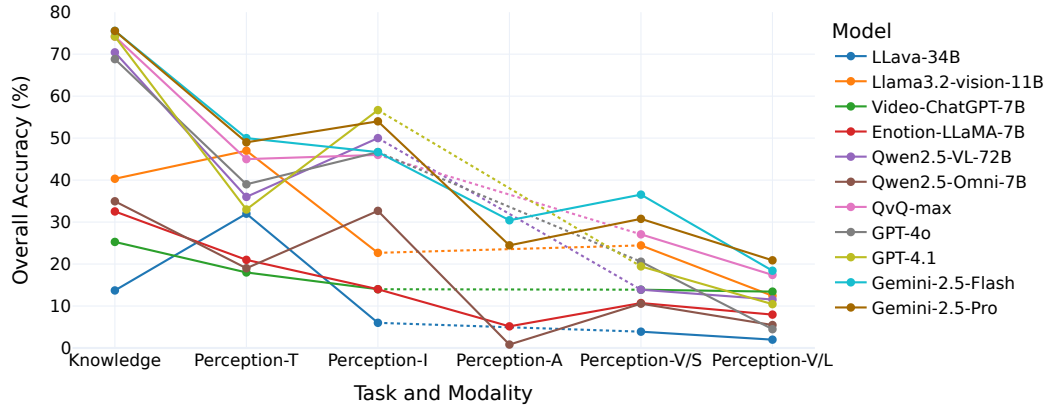


Figure 5: Unimodal performance of partial selected models. T, I, A, V/S, and V/L stand for Text, Image, Audio, Short Video, and Long Video, respectively. Additional models and implementation details are provided in the **Appendix C**.

Unimodality. To enable a more fine-grained understanding of MLLM behavior across tasks and modalities, we report performance on each individual modality. As shown in Figure 5, models perform best on emotion knowledge text, with accuracy decreasing steadily across perception-based tasks, from text to image, and further to audio and video. This trend may be attributed to two main factors: (1) current training pipelines are predominantly focused on text data, enhancing models’ performance on knowledge-oriented tasks, and (2) a lack of high-quality emotional annotations in modalities, which limits the models’ ability to learn fine-grained emotion understanding. These results underscore a critical future direction: improving cross-modal emotion understanding through better data quality and balanced modality training. Additional detailed results and analysis are provided in Appendix C.

5 Predict-Explain-Predict with Modality and Emotion Knowledge

We observe that most models perform significantly worse under the multimodal perception hallucination setting compared to the emotion knowledge hallucination setting in EmotionHallucener. Motivated by this observation, we propose a simple yet effective explanation-based method to mitigate hallucination issues arising from multimodal emotion perception errors.

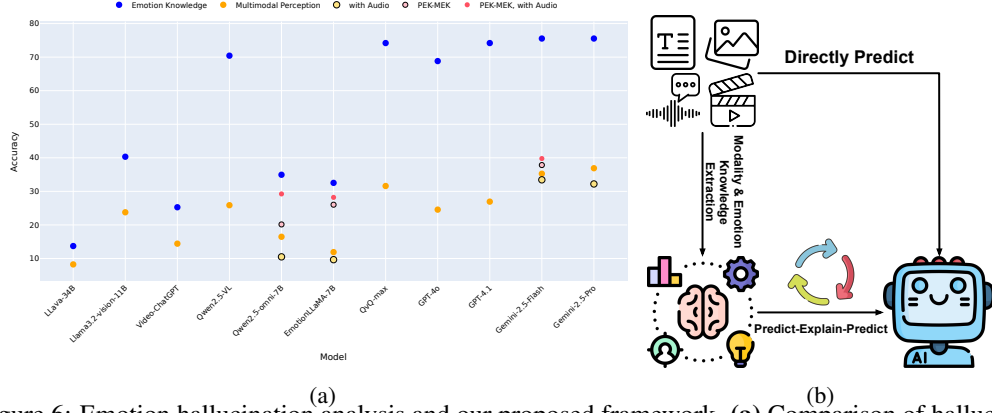


Figure 6: Emotion hallucination analysis and our proposed framework. (a) Comparison of hallucination detection in emotion knowledge and multimodal perception. (b) The PEP-MEK Framework.

Table 3: Results of PEP-MEK Framework.

Methods	Model	Yes/No Bias		Accuracy on EmotionHalluciner-P		
	Size	Pct. Diff (~ 0)	FP Ratio (~ 0.5)	Basic \uparrow	Hallucinated \uparrow	Overall \uparrow
<i>Open-source</i>						
Qwen2.5-Omni [82]	7B	-0.18	0.30	35.51	71.96	10.49
<i>+PEP-MEK</i>		-0.19	0.29	37.49	74.87	20.15
Emotion-LLaMA [82]	7B	0.28	0.77	77.34	22.02	9.65
<i>+PEP-MEK</i>		-0.08	0.41	46.35	62.86	26.03
<i>Closed-source</i>						
Gemini-2.5-Flash [21]	-	0.00	0.50	61.54	62.05	33.44
<i>+PEP-MEK</i>		-0.07	0.40	56.66	71.17	37.84

5.1 Emotion Knowledge vs. Multimodal Perception Hallucination Detection

We present model performance on emotion knowledge and multimodal perception tasks, as shown in Figure 6a. A key observation is that most models achieve significantly lower accuracy on multimodal perception, highlighting a substantial gap compared to their performance on structured emotion knowledge tasks. This suggests that while current models handle structured knowledge reasonably well, they struggle with real-world emotion understanding. Accordingly, this section focuses on enhancing model robustness against multimodal perception hallucinations. Among the evaluated models, QvQ-Max outperforms Qwen2.5-VL, which we attribute to differences in their underlying reasoning paradigms. Given that LLMs are generally more adept at fact detection than hallucination detection [29], we hypothesize that incorporating a more structured and targeted reasoning framework, enriched with emotion-specific knowledge, may further reduce emotion hallucination in MLLMs.

5.2 PEP-MEK Framework

Building on these findings, we propose a novel framework, Predict-Explain-Predict with Modality and Emotion Knowledge (PEP-MEK), designed to enhance MLLMs’ performance in detecting multimodal emotion hallucinations.

Figure 6b illustrates the overall architecture of the PEP-MEK framework. Rather than relying on direct predictions, PEP-MEK introduces an intermediate reasoning stage to improve model transparency and decision reliability in emotion understanding. First, PEP-MEK uses prompt to guide the model in autonomously extracting modality-specific and emotional knowledge from the input (text, image, audio, video). This extracted information is then combined with the original input for an initial prediction. Next, the model generates an explanation for its prediction using both the input and the extracted knowledge. Then, the explanation is incorporated to refine the prediction. This process enables the model to reason more effectively and reduce overconfident hallucinations.

As shown in Table 3, we evaluate the effectiveness of PEP-MEK on three representative MLLMs: a general-purpose model (Qwen2.5-Omni), an emotion-specific model (Emotion-LLaMA), and

a closed-source model (Gemini-2.5-Flash). The results demonstrate that PEP-MEK consistently improves performance, yielding an average accuracy gain of 9.9% across models. Notably, Emotion-LLaMA benefits the most, achieving a 16.38% increase in overall accuracy and a substantial reduction in bias-related metrics. Full implementation details and qualitative examples are provided in Appendix B.2.

6 Conclusion

In this work, we introduce EmotionHalluciner, the first benchmark designed to detect emotion hallucinations in MLLMs. Our adversarial evaluation strategy provides a rigorous assessment of both emotion understanding and hallucination susceptibility. By evaluating hallucinations from two complementary perspectives, emotion psychology knowledge and multimodal emotion perception, EmotionHalluciner enables fine-grained analysis of large models. Through testing of 38 LLMs and MLLMs, we uncover the pervasiveness of emotion hallucinations, especially in tasks requiring perception across modalities. To address these challenges, we propose PEP-MEK, a framework that shows strong potential in reducing emotion hallucinations and improving model robustness. These findings highlight critical limitations in current emotion MLLMs and point to promising directions for advancing emotion-aware, multimodal reasoning in future research.

References

- [1] Marah Abidin, Jyoti Aneja, Harkirat Behl, Sébastien Bubeck, Ronen Eldan, Suriya Gunasekar, Michael Harrison, Russell J Hewett, Mojan Javaheripi, Piero Kauffmann, et al. Phi-4 technical report. *arXiv preprint arXiv:2412.08905*, 2024.
- [2] Sharmeen M Saleem Abdullah Abdullah, Siddeeq Y Ameen Ameen, Mohammed AM Sadeeq, and Subhi Zeebaree. Multimodal emotion recognition using deep learning. *Journal of Applied Science and Technology Trends*, 2(01):73–79, 2021.
- [3] Josh Achiam, Steven Adler, Sandhini Agarwal, Lama Ahmad, Ilge Akkaya, Florencia Leoni Aleman, Diogo Almeida, Janko Altenschmidt, Sam Altman, Shyamal Anadkat, et al. Gpt-4 technical report. *arXiv preprint arXiv:2303.08774*, 2023.
- [4] Jean-Baptiste Alayrac, Jeff Donahue, Pauline Luc, Antoine Miech, Iain Barr, Yana Hasson, Karel Lenc, Arthur Mensch, Katherine Millican, Malcolm Reynolds, et al. Flamingo: a visual language model for few-shot learning. *Advances in Neural Information Processing Systems*, 35:23716–23736, 2022.
- [5] Jinze Bai, Shuai Bai, Yunfei Chu, Zeyu Cui, Kai Dang, Xiaodong Deng, Yang Fan, Wenbin Ge, Yu Han, Fei Huang, et al. Qwen technical report. *arXiv preprint arXiv:2309.16609*, 2023.
- [6] Shuai Bai, Keqin Chen, Xuejing Liu, Jialin Wang, Wenbin Ge, Sibao Song, Kai Dang, Peng Wang, Shijie Wang, Jun Tang, et al. Qwen2. 5-vl technical report. *arXiv preprint arXiv:2502.13923*, 2025.
- [7] Zechen Bai, Pichao Wang, Tianjun Xiao, Tong He, Zongbo Han, Zheng Zhang, and Mike Zheng Shou. Hallucination of multimodal large language models: A survey. *arXiv preprint arXiv:2404.18930*, 2024.
- [8] Leonard Berkowitz. Anger. 1999.
- [9] Catherine A Best, Hyungwook Yim, and Vladimir M Sloutsky. The cost of selective attention in category learning: Developmental differences between adults and infants. *Journal of Experimental Child Psychology*, 116(2):105–119, 2013.
- [10] Walter B Cannon. The james-lange theory of emotions: A critical examination and an alternative theory. *The American Journal of Psychology*, 39(1/4):106–124, 1927.
- [11] Xiang Chen, Chenxi Wang, Yida Xue, Ningyu Zhang, Xiaoyan Yang, Qiang Li, Yue Shen, Lei Liang, Jinjie Gu, and Huajun Chen. Unified hallucination detection for multimodal large language models. *arXiv preprint arXiv:2402.03190*, 2024.

- [12] Zebang Cheng, Zhi-Qi Cheng, Jun-Yan He, Kai Wang, Yuxiang Lin, Zheng Lian, Xiaojiang Peng, and Alexander Hauptmann. Emotion-llama: Multimodal emotion recognition and reasoning with instruction tuning. *Advances in Neural Information Processing Systems*, 37:110805–110853, 2024.
- [13] Yunfei Chu, Jin Xu, Qian Yang, Haojie Wei, Xipin Wei, Zhifang Guo, Yichong Leng, Yuanjun Lv, Jinzheng He, Junyang Lin, et al. Qwen2-audio technical report. *arXiv preprint arXiv:2407.10759*, 2024.
- [14] Chenhong Cui, Yiyang Zhou, Xinyu Yang, Shirley Wu, Linjun Zhang, James Zou, and Huaxiu Yao. Holistic analysis of hallucination in gpt-4v (ision): Bias and interference challenges. *arXiv preprint arXiv:2311.03287*, 2023.
- [15] Yue Deng, Wenxuan Zhang, Sinno Jialin Pan, and Lidong Bing. Soul: Towards sentiment and opinion understanding of language. *arXiv preprint arXiv:2310.17924*, 2023.
- [16] Ding Ding, Zeqian Ju, Yichong Leng, Songxiang Liu, Tong Liu, Zeyu Shang, Kai Shen, Wei Song, Xu Tan, Heyi Tang, et al. Kimi-audio technical report. *arXiv preprint arXiv:2504.18425*, 2025.
- [17] Andrius Dzedzickis, Artūras Kaklauskas, and Vytautas Bucinskas. Human emotion recognition: Review of sensors and methods. *Sensors*, 20(3):592, 2020.
- [18] Moataz El Ayadi, Mohamed S Kamel, and Fakhri Karray. Survey on speech emotion recognition: Features, classification schemes, and databases. *Pattern Recognition*, 44(3):572–587, 2011.
- [19] K Ezzameli and H Mahersia. Emotion recognition from unimodal to multimodal analysis: A review. *Information Fusion*, page 101847, 2023.
- [20] Katja Filippova. Controlled hallucinations: Learning to generate faithfully from noisy data. *arXiv preprint arXiv:2010.05873*, 2020.
- [21] Google DeepMind. Gemini: Our most capable model, getting better with thinking and coding. <https://blog.google/technology/google-deepmind/gemini-model-thinking-updates-march-2025/>, March 2025.
- [22] Aaron Grattafiori, Abhimanyu Dubey, Abhinav Jauhri, Abhinav Pandey, Abhishek Kadian, Ahmad Al-Dahle, Aiesha Letman, Akhil Mathur, Alan Schelten, Alex Vaughan, et al. The llama 3 herd of models. *arXiv preprint arXiv:2407.21783*, 2024.
- [23] Tianrui Guan, Fuxiao Liu, Xiyang Wu, Ruiqi Xian, Zongxia Li, Xiaoyu Liu, Xijun Wang, Lichang Chen, Furong Huang, Yaser Yacoob, et al. Hallusionbench: an advanced diagnostic suite for entangled language hallucination and visual illusion in large vision-language models. In *Proceedings of the IEEE/CVF Conference on Computer Vision and Pattern Recognition*, pages 14375–14385, 2024.
- [24] Daya Guo, Dejian Yang, Haowei Zhang, Junxiao Song, Ruoyu Zhang, Runxin Xu, Qihao Zhu, Shirong Ma, Peiyi Wang, Xiao Bi, et al. Deepseek-r1: Incentivizing reasoning capability in llms via reinforcement learning. *arXiv preprint arXiv:2501.12948*, 2025.
- [25] Nida Manzoor Hakak, Mohsin Mohd, Mahira Kirmani, and Mudassir Mohd. Emotion analysis: A survey. In *International Conference on Computer, Communications and Electronics (COMPTHELIX)*, pages 397–402. IEEE, 2017.
- [26] Jiaming Han, Kaixiong Gong, Yiyuan Zhang, Jiaqi Wang, Kaipeng Zhang, Dahua Lin, Yu Qiao, Peng Gao, and Xiangyu Yue. Onellm: One framework to align all modalities with language. In *Proceedings of the IEEE/CVF Conference on Computer Vision and Pattern Recognition*, pages 26584–26595, 2024.
- [27] Shlomo Hareli, Konstantinos Kafetsios, and Ursula Hess. A cross-cultural study on emotion expression and the learning of social norms. *Frontiers in Psychology*, 6:1501, 2015.
- [28] Aaron Hurst, Adam Lerer, Adam P Goucher, Adam Perelman, Aditya Ramesh, Aidan Clark, AJ Ostrow, Akila Welihinda, Alan Hayes, Alec Radford, et al. Gpt-4o system card. *arXiv preprint arXiv:2410.21276*, 2024.

- [29] Ziwei Ji, Nayeon Lee, Rita Frieske, Tiezheng Yu, Dan Su, Yan Xu, Etsuko Ishii, Ye Jin Bang, Andrea Madotto, and Pascale Fung. Survey of hallucination in natural language generation. *ACM Computing Surveys*, 55(12):1–38, 2023.
- [30] Albert Q. Jiang, Alexandre Sablayrolles, Arthur Mensch, Chris Bamford, Devendra Singh Chaplot, Diego de las Casas, Florian Bressand, Gianna Lengyel, Guillaume Lample, Lucile Saulnier, L  lio Renard Lavaud, Marie-Anne Lachaux, Pierre Stock, Teven Le Scao, Thibaut Lavril, Thomas Wang, Timoth  e Lacroix, and William El Sayed. Mistral 7b. 2023.
- [31] Albert Q Jiang, Alexandre Sablayrolles, Antoine Roux, Arthur Mensch, Blanche Savary, Chris Bamford, Devendra Singh Chaplot, Diego de las Casas, Emma Bou Hanna, Florian Bressand, et al. Mixtral of experts. *arXiv preprint arXiv:2401.04088*, 2024.
- [32] Peng Jin, Ryuichi Takanobu, Wancai Zhang, Xiaochun Cao, and Li Yuan. Chat-univi: Unified visual representation empowers large language models with image and video understanding. In *Proceedings of the IEEE/CVF Conference on Computer Vision and Pattern Recognition*, pages 13700–13710, 2024.
- [33] Cigdem Kagitcibasi. Individualism and collectivism. *Handbook of Cross-cultural Psychology*, 3:1–49, 1997.
- [34] Sander Koelstra, Christian Muhl, Mohammad Soleymani, Jong-Seok Lee, Ashkan Yazdani, Touradj Ebrahimi, Thierry Pun, Anton Nijholt, and Ioannis Patras. Deap: A database for emotion analysis; using physiological signals. *IEEE Transactions on Affective Computing*, 3(1):18–31, 2011.
- [35] Sophia Yat Mei Lee, Ying Chen, and Chu-Ren Huang. A text-driven rule-based system for emotion cause detection. In *Proceedings of the NAACL HLT Workshop on Computational Approaches to Analysis and Generation of Emotion in Text*, pages 45–53, 2010.
- [36] Marc D Lewis. Bridging emotion theory and neurobiology through dynamic systems modeling. *Behavioral and Brain Sciences*, 28(2):169–194, 2005.
- [37] Deng Li, Xin Liu, Bohao Xing, Baiqiang Xia, Yuan Zong, Bihan Wen, and Heikki K  lvi  inen. Eald-mlm: Emotion analysis in long-sequential and de-identity videos with multi-modal large language model. *arXiv preprint arXiv:2405.00574*, 2024.
- [38] Deng Li, Bohao Xing, Xin Liu, Baiqiang Xia, Bihan Wen, and Heikki K  lvi  inen. Deemo: De-identity multimodal emotion recognition and reasoning. *arXiv preprint arXiv:2504.19549*, 2025.
- [39] Junnan Li, Dongxu Li, Silvio Savarese, and Steven Hoi. Blip-2: Bootstrapping language-image pre-training with frozen image encoders and large language models. In *International Conference on Machine Learning*, pages 19730–19742. PMLR, 2023.
- [40] Shan Li and Weihong Deng. Deep facial expression recognition: A survey. *IEEE Transactions on Affective Computing*, 13(3):1195–1215, 2020.
- [41] Yanwei Li, Chengyao Wang, and Jiaya Jia. Llama-vid: An image is worth 2 tokens in large language models. In *European Conference on Computer Vision*, pages 323–340. Springer, 2024.
- [42] Yifan Li, Yifan Du, Kun Zhou, Jinpeng Wang, Wayne Xin Zhao, and Ji-Rong Wen. Evaluating object hallucination in large vision-language models. *arXiv preprint arXiv:2305.10355*, 2023.
- [43] Zheng Lian, Haoyu Chen, Lan Chen, Haiyang Sun, Licai Sun, Yong Ren, Zebang Cheng, Bin Liu, Rui Liu, Xiaojiang Peng, et al. Affectgpt: A new dataset, model, and benchmark for emotion understanding with multimodal large language models. *arXiv preprint arXiv:2501.16566*, 2025.
- [44] Zheng Lian, Haiyang Sun, Licai Sun, Kang Chen, Mngyu Xu, Kexin Wang, Ke Xu, Yu He, Ying Li, Jinming Zhao, et al. Mer 2023: Multi-label learning, modality robustness, and semi-supervised learning. In *Proceedings of the ACM International Conference on Multimedia*, pages 9610–9614, 2023.

- [45] Zheng Lian, Haiyang Sun, Licai Sun, Lan Chen, Haoyu Chen, Hao Gu, Zhuofan Wen, Shun Chen, Siyuan Zhang, Hailiang Yao, et al. Open-vocabulary multimodal emotion recognition: Dataset, metric, and benchmark. *arXiv preprint arXiv:2410.01495*, 2024.
- [46] Zheng Lian, Haiyang Sun, Licai Sun, Hao Gu, Zhuofan Wen, Siyuan Zhang, Shun Chen, Mingyu Xu, Ke Xu, Kang Chen, et al. Explainable multimodal emotion recognition. *arXiv preprint arXiv:2306.15401*, 2023.
- [47] Bin Lin, Yang Ye, Bin Zhu, Jiayi Cui, Munan Ning, Peng Jin, and Li Yuan. Video-llava: Learning united visual representation by alignment before projection. *arXiv preprint arXiv:2311.10122*, 2023.
- [48] Chin-Yew Lin. Rouge: A package for automatic evaluation of summaries. In *Text Summarization Branches out*, pages 74–81, 2004.
- [49] Aixin Liu, Bei Feng, Bing Xue, Bingxuan Wang, Bochao Wu, Chengda Lu, Chenggang Zhao, Chengqi Deng, Chenyu Zhang, Chong Ruan, et al. Deepseek-v3 technical report. *arXiv preprint arXiv:2412.19437*, 2024.
- [50] Haotian Liu, Chunyuan Li, Qingyang Wu, and Yong Jae Lee. Visual instruction tuning. *Advances in Neural Information Processing Systems*, 36:34892–34916, 2023.
- [51] Jiazhen Liu, Yuhao Fu, Ruobing Xie, Runquan Xie, Xingwu Sun, Fengzong Lian, Zhanhui Kang, and Xirong Li. Phd: A prompted visual hallucination evaluation dataset. *arXiv e-prints*, pages arXiv–2403, 2024.
- [52] Xin Liu, Henglin Shi, Haoyu Chen, Zitong Yu, Xiaobai Li, and Guoying Zhao. imigue: An identity-free video dataset for micro-gesture understanding and emotion analysis. In *Proceedings of the IEEE/CVF Conference on Computer Vision and Pattern Recognition*, pages 10631–10642, 2021.
- [53] Steven R Livingstone and Frank A Russo. The ryerson audio-visual database of emotional speech and song (ravdess): A dynamic, multimodal set of facial and vocal expressions in north american english. *PloS One*, 13(5):e0196391, 2018.
- [54] Muhammad Maaz, Hanoona Rasheed, Salman Khan, and Fahad Shahbaz Khan. Video-chatgpt: Towards detailed video understanding via large vision and language models. *arXiv preprint arXiv:2306.05424*, 2023.
- [55] Joshua Maynez, Shashi Narayan, Bernd Bohnet, and Ryan McDonald. On faithfulness and factuality in abstractive summarization. *arXiv preprint arXiv:2005.00661*, 2020.
- [56] Mistral AI. Introducing mistral-3.1: our new small model. <https://mistral.ai/news/mistral-small-3-1>, 2024.
- [57] Pansy Nandwani and Rupali Verma. A review on sentiment analysis and emotion detection from text. *Social Network Analysis and Mining*, 11(1):81, 2021.
- [58] Paula M Niedenthal and François Ric. *Psychology of Emotion*. Psychology Press, 2017.
- [59] OpenAI. Gpt-4 turbo and the next frontier of intelligence. <https://openai.com/index/gpt-4-1/>, November 2024. Accessed: 2025-04-30.
- [60] Kishore Papineni, Salim Roukos, Todd Ward, and Wei-Jing Zhu. Bleu: a method for automatic evaluation of machine translation. In *Proceedings of the Annual Meeting of the Association for Computational Linguistics*, pages 311–318, 2002.
- [61] Ethan Perez, Saffron Huang, Francis Song, Trevor Cai, Roman Ring, John Aslanides, Amelia Glaese, Nat McAleese, and Geoffrey Irving. Red teaming language models with language models. *arXiv preprint arXiv:2202.03286*, 2022.
- [62] Suzanne Petryk, David M Chan, Anish Kachinthaya, Haodi Zou, John Canny, Joseph E Gonzalez, and Trevor Darrell. Aloha: A new measure for hallucination in captioning models. *arXiv preprint arXiv:2404.02904*, 2024.

- [63] Qwen Team. Qwen 3: A family of scalable language models. <https://qwenlm.github.io/blog/qwen3/>, 2024.
- [64] Qwen Team. Preview of qwen-vl-72b: Advancing multimodal understanding. <https://qwenlm.github.io/blog/qvq-72b-preview/>, 2025. Accessed: 2025-04-30.
- [65] Farhad Rahdari, Esmat Rashedi, and Mahdi Eftekhari. A multimodal emotion recognition system using facial landmark analysis. *Iranian Journal of Science and Technology, Transactions of Electrical Engineering*, 43:171–189, 2019.
- [66] Anna Rohrbach, Lisa Anne Hendricks, Kaylee Burns, Trevor Darrell, and Kate Saenko. Object hallucination in image captioning. *arXiv preprint arXiv:1809.02156*, 2018.
- [67] James A Russell. A circumplex model of affect. *Journal of Personality and Social Psychology*, 39(6):1161, 1980.
- [68] Klaus R Scherer. The dynamic architecture of emotion: Evidence for the component process model. *Cognition and Emotion*, 23(7):1307–1351, 2009.
- [69] Michelle N. Shiota and James W. Kalat. *Emotion*. Oxford University Press, New York, NY, 3 edition, 2017.
- [70] Craig A Smith. Dimensions of appraisal and physiological response in emotion. *Journal of personality and social psychology*, 56(3):339, 1989.
- [71] Zhiqing Sun, Sheng Shen, Shengcao Cao, Haotian Liu, Chunyuan Li, Yikang Shen, Chuang Gan, Liang-Yan Gui, Yu-Xiong Wang, Yiming Yang, et al. Aligning large multimodal models with factually augmented rlhf. *arXiv preprint arXiv:2309.14525*, 2023.
- [72] Gemma Team, Aishwarya Kamath, Johan Ferret, Shreya Pathak, Nino Vieillard, Ramona Merhej, Sarah Perrin, Tatiana Matejovicova, Alexandre Ramé, Morgane Rivière, et al. Gemma 3 technical report. *arXiv preprint arXiv:2503.19786*, 2025.
- [73] Qwen Team. Qwq-32b: Embracing the power of reinforcement learning, March 2025.
- [74] Craig Thomson and Ehud Reiter. A gold standard methodology for evaluating accuracy in data-to-text systems. *arXiv preprint arXiv:2011.03992*, 2020.
- [75] Shengbang Tong, Zhuang Liu, Yuexiang Zhai, Yi Ma, Yann LeCun, and Saining Xie. Eyes wide shut? exploring the visual shortcomings of multimodal llms. In *Proceedings of the IEEE/CVF Conference on Computer Vision and Pattern Recognition*, pages 9568–9578, 2024.
- [76] Junyang Wang, Yuhang Wang, Guohai Xu, Jing Zhang, Yukai Gu, Haitao Jia, Jiaqi Wang, Haiyang Xu, Ming Yan, Ji Zhang, et al. Amber: An llm-free multi-dimensional benchmark for mllms hallucination evaluation. *arXiv preprint arXiv:2311.07397*, 2023.
- [77] Yuxuan Wang, Yueqian Wang, Dongyan Zhao, Cihang Xie, and Zilong Zheng. Videohalluciner: Evaluating intrinsic and extrinsic hallucinations in large video-language models. *arXiv preprint arXiv:2406.16338*, 2024.
- [78] Taiba Majid Wani, Teddy Surya Gunawan, Syed Asif Ahmad Qadri, Mira Kartiwi, and Eliathamby Ambikairajah. A comprehensive review of speech emotion recognition systems. *IEEE Access*, 9:47795–47814, 2021.
- [79] Mayur Wankhade, Annavarapu Chandra Sekhara Rao, and Chaitanya Kulkarni. A survey on sentiment analysis methods, applications, and challenges. *Artificial Intelligence Review*, 55(7):5731–5780, 2022.
- [80] Adam B. Wilf and collaborators. Social-iq 2.0 challenge. <https://github.com/abwilf/Social-IQ-2.0-Challenge>, 2023.
- [81] Bohao Xing, Zitong Yu, Xin Liu, Kaishen Yuan, Qilang Ye, Weicheng Xie, Huanjing Yue, Jingyu Yang, and Heikki Kälviäinen. Emo-llama: Enhancing facial emotion understanding with instruction tuning. *arXiv preprint arXiv:2408.11424*, 2024.

- [82] Jin Xu, Zhifang Guo, Jinzheng He, Hangrui Hu, Ting He, Shuai Bai, Keqin Chen, Jialin Wang, Yang Fan, Kai Dang, et al. Qwen2. 5-omni technical report. *arXiv preprint arXiv:2503.20215*, 2025.
- [83] An Yang, Baosong Yang, Binyuan Hui, Bo Zheng, Bowen Yu, Chang Zhou, Chengpeng Li, Chengyuan Li, Dayiheng Liu, Fei Huang, Guanting Dong, Haoran Wei, Huan Lin, Jialong Tang, Jialin Wang, Jian Yang, Jianhong Tu, Jianwei Zhang, Jianxin Ma, Jianxin Yang, Jin Xu, Jingren Zhou, Jinze Bai, Jinzheng He, Junyang Lin, Kai Dang, Keming Lu, Keqin Chen, Kexin Yang, Mei Li, Mingfeng Xue, Na Ni, Pei Zhang, Peng Wang, Ru Peng, Rui Men, Ruize Gao, Runji Lin, Shijie Wang, Shuai Bai, Sinan Tan, Tianhang Zhu, Tianhao Li, Tianyu Liu, Wenbin Ge, Xiaodong Deng, Xiaohuan Zhou, Xingzhang Ren, Xinyu Zhang, Xipin Wei, Xuancheng Ren, Xuejing Liu, Yang Fan, Yang Yao, Yichang Zhang, Yu Wan, Yunfei Chu, Yuqiong Liu, Zeyu Cui, Zhenru Zhang, Zhifang Guo, and Zhihao Fan. Qwen2 technical report. 2024.
- [84] An Yang, Baosong Yang, Beichen Zhang, Binyuan Hui, Bo Zheng, Bowen Yu, Chengyuan Li, Dayiheng Liu, Fei Huang, Haoran Wei, et al. Qwen2. 5 technical report. *arXiv preprint arXiv:2412.15115*, 2024.
- [85] Qize Yang, Detao Bai, Yi-Xing Peng, and Xihan Wei. Omni-emotion: Extending video mllm with detailed face and audio modeling for multimodal emotion analysis. *arXiv preprint arXiv:2501.09502*, 2025.
- [86] Shukang Yin, Chaoyou Fu, Sirui Zhao, Tong Xu, Hao Wang, Dianbo Sui, Yunhang Shen, Ke Li, Xing Sun, and Enhong Chen. Woodpecker: Hallucination correction for multimodal large language models. *Science China Information Sciences*, 67(12):220105, 2024.
- [87] Amir Zadeh, Michael Chan, Paul Pu Liang, Edmund Tong, and Louis-Philippe Morency. Social-iq: A question answering benchmark for artificial social intelligence. In *Proceedings of the IEEE/CVF Conference on Computer Vision and Pattern Recognition*, pages 8807–8817, 2019.
- [88] Amir Zadeh, Minghai Chen, Soujanya Poria, Erik Cambria, and Louis-Philippe Morency. Tensor fusion network for multimodal sentiment analysis. *arXiv preprint arXiv:1707.07250*, 2017.
- [89] Jamil Zaki and Kevin N Ochsner. The neuroscience of empathy: progress, pitfalls and promise. *Nature Neuroscience*, 15(5):675–680, 2012.
- [90] Moshe Zeidner, Gerald Matthews, Richard D Roberts, and Carolyn MacCann. Development of emotional intelligence: Towards a multi-level investment model. *Human Development*, 46(2-3):69–96, 2003.
- [91] Jiacheng Zhang, Yang Jiao, Shaoxiang Chen, Na Zhao, Zhiyu Tan, Hao Li, and Jingjing Chen. Eventhallusion: Diagnosing event hallucinations in video llms. *arXiv preprint arXiv:2409.16597*, 2024.
- [92] Muru Zhang, Ofir Press, William Merrill, Alisa Liu, and Noah A Smith. How language model hallucinations can snowball. *arXiv preprint arXiv:2305.13534*, 2023.
- [93] Qi Zhang, Jinlan Fu, Xiaoyu Liu, and Xuanjing Huang. Adaptive co-attention network for named entity recognition in tweets. In *Proceedings of the AAAI Conference on Artificial Intelligence*, volume 32, 2018.
- [94] Yazhou Zhang, Mengyao Wang, Youxi Wu, Prayag Tiwari, Qiuchi Li, Benyou Wang, and Jing Qin. Dialogue-llm: Context and emotion knowledge-tuned large language models for emotion recognition in conversations. *arXiv preprint arXiv:2310.11374*, 2023.
- [95] Sicheng Zhao, Xingxu Yao, Jufeng Yang, Guoli Jia, Guiguang Ding, Tat-Seng Chua, Bjoern W Schuller, and Kurt Keutzer. Affective image content analysis: Two decades review and new perspectives. *IEEE Transactions on Pattern Analysis and Machine Intelligence*, 44(10):6729–6751, 2021.
- [96] Zengqun Zhao and Qingshan Liu. Former-dfer: Dynamic facial expression recognition transformer. In *Proceedings of the ACM International Conference on Multimedia*, pages 1553–1561, 2021.

APPENDIX

To facilitate deeper understanding and reproducibility, we organize the appendix as follows:

- **Appendix A** presents additional information on benchmark construction and annotation procedures.
- **Appendix B** details the implementation of our evaluation setup and the PEP-MEK.
- **Appendix C** includes additional experimental results along with in-depth analysis.
- **Appendix D** provides more examples.
- **Appendix E** discusses the limitations of our work and directions for future improvement.

A Collection and Annotation Details

Here, we provide annotation details to better illustrate our data sources as well as each modality and category. The process begins with the collection of knowledge from emotion psychology and existing emotion understanding datasets. This foundational step ensures that our annotation is grounded in well-established emotional concepts and tasks. Next, we engage a group of trained annotators to carefully filter and review the initial QA. Their task is to ensure that each QA pair is accurate, coherent, and well-grounded in the corresponding source content. Following this, for each basic question, annotators are instructed to generate a corresponding hallucinated question. To ensure high annotation quality, we adopt a cross-review verification mechanism. Each question (basic and hallucinated) is independently reviewed by a second annotator. Only when both annotators reach consensus is the item included in the final benchmark. The overall annotation workflow is shown in Figure 7.

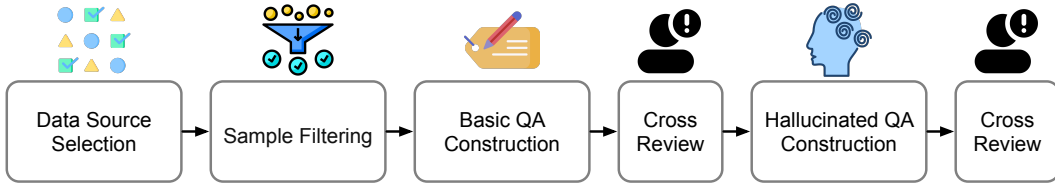


Figure 7: Overview of the annotation workflow. The process consists of four key stages: selecting relevant data sources, filtering for appropriate samples, constructing basic QA pairs, and generating hallucinated QA variants by applying diverse hallucination strategies. Each QA construction step is followed by a cross-review phase to ensure quality and consistency across annotators. This unified pipeline is applied across all modalities, including text, image, audio, and video.

A.1 Collection and Annotation Across Modalities

We first present our data collection and annotation procedures from a modality perspective, to provide a clearer understanding of our data sources and the original objectives of each dataset.

A.1.1 Text

To ground our annotation process in established affective science, we selected a leading textbook in the field of emotion psychology: *Emotion* (3rd Edition) by Michelle N. Shiota and James W. Kalat [69]. This book offers a comprehensive overview of key emotional theories [10, 68, 36], physiological and cognitive underpinnings of emotions [8], as well as cross-cultural perspectives [33, 27, 9]. It is widely used in academic settings and is recognized for its balanced integration of classical theories (e.g., James-Lange [10], Schachter-Singer) and contemporary research findings. The text also emphasizes real-world applications and experimental paradigms [68, 36], making it a suitable foundation for constructing psychologically grounded emotion-related tasks. We collected a subset of statements from the book that conveyed clear emotion psychology viewpoints and insights. These statements were carefully selected through manual review to ensure their clarity and relevance. For each selected statement, the basic question was taken directly from the original text, preserving the emotional concept or psychological mechanism as presented in the source. After the basic QA pair

was established, annotators were instructed to generate a hallucinated version. Common strategies included addition, deletion, or distortion of key concepts or the intension and extension of a given inference, while ensuring the question remained grammatically fluent and superficially plausible. As a result, we get 784 basic and hallucination QA pairs.

In the real-world text modality emotion understanding, we incorporate existing datasets to better examine emotion perception hallucinations in real-world textual contexts. One such dataset is SOUL [15], which is specifically designed to evaluate fine-grained understanding of sentiment, stance, and opinion in natural language. In its original task format, SOUL presents a review text alongside multiple statements that reflect potential interpretations of the opinion expressed. Each statement is annotated as either correct or incorrect, depending on its emotional alignment with respect to the original review. This setup goes beyond traditional sentiment analysis by emphasizing deeper dimensions of subjective understanding, such as emotional appropriateness, implicit attitude, and contextual nuance. In our annotation process, for each review text, we collected all associated statements and manually refined them into a single, well-grounded summary statement. This statement was used as the basic question in our QA format. This approach allowed our QA pairs to inherit SOUL’s emphasis on deeper dimensions of subjective understanding, thus enabling more fine-grained evaluation of MLLMs’ capabilities in emotion understanding and hallucination detection. As a result, we get 200 basic and hallucination QA pairs.

A.1.2 Image

We utilize the Twitter15 and Twitter17 datasets [93], originally developed for named entity recognition and sentiment analysis in social media contexts. These datasets consist of tweets accompanied by images and structured annotations, including entity labels and overall tweet-level sentiment polarity (positive, negative, neutral). The data reflects real-world, noisy, and multimodal content, making it a valuable resource for emotion perception tasks.

In our annotation process, we focused on images. Notably, we observed that many images contain multiple people, often displaying divergent emotional expressions within the same instance, as shown in Figure 11. This introduces a unique challenge for MLLMs, as it requires fine grained emotion understanding and the ability to disambiguate multi-actor sentiment based on visual cues. To reflect this, we reformulated each image into a QA format, selecting or synthesizing emotionally consistent description as basic questions, and constructing hallucinated variants by introducing emotionally incongruent elements, such as misattributing emotions to the wrong person or exaggerating emotional intensity. As a result, we get 300 basic and hallucination QA pairs and 150 images.

A.1.3 Audio

We incorporate the RAVDESS dataset [53], which provides a multimodal collection of emotional expressions through both facial and vocal modalities. The dataset consists of high-quality recordings in North American English, featuring actors performing scripted speech and song with controlled emotional expressions. Emotions span a wide range (including calm, happy, sad, angry, fearful) and more, and are further labeled with varying levels of intensity, making RAVDESS a rich resource for studying graded emotional cues.

In our annotation process, we used only the audio modality as input, focusing on how emotion is conveyed through vocal tone and prosody rather than linguistic content. For each selected audio clip, annotators generated a basic question that captured the emotional tone perceived from the speech alone, based on the original emotion labels provided in the dataset. Hallucinated variants were then constructed by subtly misrepresenting the emotional valence or intensity, such as exaggerating, downplaying, or inverting the expressed emotion, allowing us to assess the sensitivity of MLLMs to audio signals without relying on semantic content. As a result, we get 736 basic and hallucination QA pairs and 368 audios.

A.1.4 Video

Videos contain both visual and auditory information, they represent the most natural and comprehensive modality for capturing human emotional experiences. Motivated by this, we selected two data sources, MER 2023[44] and Social-IQ 2.0[87, 80], to evaluate emotion understanding hallucination in realistic, multimodal contexts. Both datasets involve video-based social situations, where emo-

tion understanding relies not only on speech and text, but also on facial expressions, gestures, and interpersonal dynamics.

MER 2023 focuses on multimodal emotion recognition on sentence-length inputs. Each instance consists of a short video clip accompanied by aligned textual transcripts, from which the model is expected to identify the expressed emotion based on the combined audiovisual and textual cues. It emphasizes how emotions are conveyed through brief, but richly multimodal expressions.

Social-IQ 2.0, in contrast, is designed to assess social intelligence in multimodal contexts, requiring models to understand and reason about complex human interactions. Each video clip in the dataset portrays a real-world social scenario sourced from platforms like YouTube, often involving interpersonal communication, emotional exchanges, or goal-directed behavior. Importantly, each video is paired with multiple questions, each targeting a different aspect of the scene, such as the emotional state of a person, their underlying intentions, the appropriateness of their response. It transcends traditional discrete emotion concepts and aligns more closely with the diverse emotional experiences encountered in real-world contexts. Each question is accompanied by several candidate answers, only one of which is correct, thereby framing the task as a multiple-choice question-answering problem.

In our annotation process, for MER, we first expanded the original emotion label into a basic reasoning process that incorporates both verbal and non-verbal cues. This reasoning was then formulated into a basic question that captures the emotion and its underlying justifications. Each annotator was subsequently tasked with generating a hallucinated version of the question by subtly altering key aspects of the emotional reasoning, for example, by misattributing the cause of the emotion, exaggerating its intensity, or neglecting relevant multimodal cues. As a result, we get 360 basic and hallucination QA pairs and 180 videos.

For Social-IQ 2.0, the annotation process was more complex. We preserved the original multiple-question-per-video structure to maintain the richness of the reasoning context. First, we filtered out ambiguous or poorly defined questions. For the remaining high-quality questions, we refined and expanded each one, along with its correct answer, into a more detailed version, which served as the basic question in our QA format. Annotators then created hallucinated variants by introducing subtle distortions in social or emotion understanding, such as misinterpreting intentions, assigning incorrect emotional reactions. This enabled us to evaluate MLLMs’ ability to handle hallucinations in multimodal contexts. As a result, we get 402 basic and hallucination QA pairs and 50 videos.

A.2 Annotation Across Categories

A.2.1 Theory

Throughout the development of emotion psychology, various emotional theories have emerged, each reflecting different perspectives on the nature, origin, and structure of emotions [10, 68, 36, 69]. In this setting, we focus on evaluating MLLMs’ capability to detect hallucinations in these theoretical frameworks, rather than judging the correctness or scientific validity of the theories themselves.

To clearly signal the basis of each item, we typically preface the question with phrases such as “According to [Theory Name] ...” or “[Theory Name] argues that ...”, followed by a concise statement derived from the theory. When constructing hallucinated questions, we deliberately manipulate key aspects of the original statement, such as reversing causal relationships, disrupting conceptual sequences, or modifying the intension or extension of key emotional constructs. This strategy allows us to assess whether the model can factually understand the theoretical content.

A.2.2 Definition

In this setting, we focus on evaluating MLLMs’ capability to detecting hallucinations in commonly accepted definitions from emotion psychology [8], which can help models better align with human emotion understanding. To probe their sensitivity, we typically preface the question with phrases such as “[Concept] is ...”, followed by a definition in psychology.

When constructing hallucinated questions, we deliberately manipulate critical aspects of the original definitions, introducing subtle distortions in the intension (i.e., the core conceptual meaning) or the extension (i.e., the range of phenomena the concept applies to) of emotional constructs.

For example, a widely accepted definition of anxiety might state: “Anxiety is a general expectation that something bad might happen, without identifying any particular danger.” To construct a hallucinated version, we might alter it to: “Anxiety is a general expectation that something good might happen, without identifying any particular danger.” This version subtly but significantly distorts the core meaning of anxiety by replacing negative anticipation with positive anticipation, which undermines the emotional construct’s essential nature.

Such hallucinated definitions are designed to appear structurally and linguistically plausible, yet semantically incorrect. They serve as a diagnostic tool to assess whether MLLMs can distinguish between valid and flawed emotional concept definitions.

A.2.3 Finding

In this setting, we focus on evaluating MLLMs’ capability to detect hallucinations in a set of empirical findings about emotion. Unlike formalized theories, these findings refer to observed regularities or patterns in emotional expression, perception, and regulation, often cross-cultural or physiological in nature, without necessarily forming a comprehensive theoretical framework [33, 27, 9, 70].

When constructing hallucinated questions, we deliberately alter the scope or the core semantics of the original statement. These manipulations may involve reversing cultural norms, misattributing physiological phenomena, or distorting the contextual boundaries of emotion.

For example, consider the empirical statement: “Japanese consider it inappropriate to show negative emotion to a high-status person.” A hallucinated version would state: “Japanese consider it appropriate to show negative emotion to a high-status person.” While structurally similar, this altered version directly contradicts established cross-cultural observations, thereby testing whether the model can detect such culturally incongruent assertions.

This type of adversarial probing helps reveal how well MLLMs understand fine-grained emotion, particularly in contexts involving cultural norms, physiological responses, or socio-emotional regulation. Such questions may be challenging even for humans unfamiliar with the specific context, yet the patterns they rely on often stem from deeply ingrained biological or sociocultural tendencies. Therefore, the ability of a model to distinguish between accurate and distorted emotional knowledge can serve as a strong indicator of its deeper emotional competence and alignment with human psychological realities.

A.2.4 Category

In this setting, we focus on real-world emotion understanding tasks, among which emotion recognition serves as a fundamental component [17]. In current standard setups, this typically includes text-based sentiment analysis tasks, which often rely on coarse sentiment labels such as positive or negative. However, we also consider discrete basic emotion categories, such as happiness, anger, and sadness, which are widely adopted in visual and multimodal emotion recognition tasks. Beyond these categories, we incorporate insights from recent work such as OV-MER [45], which proposes a more fine-grained and naturalistic taxonomy of emotions. This framework extends beyond basic emotions by incorporating more nuanced, everyday emotional expressions (e.g., relieved, anxious, content) to better capture the richness of human affective states.

In this context, we construct hallucinated examples by intentionally distorting the original emotion label annotations. Specifically, we substitute the original emotion with a semantically related or contrasting category. These substitutions can be adjacent in meaning (e.g., replacing angry with serious) or diametrically opposed (e.g., replacing angry with happy), depending on the intended degree of challenge.

Such manipulations allow us to probe whether MLLMs can detect inconsistencies in emotional labeling, and whether they possess a sufficiently fine-grained understanding of affective semantics to distinguish between closely related or contrasting emotions.

A.2.5 Intensity

In our setting, intensity refers to the strength or magnitude of an emotional state as expressed in natural language. Rather than relying on continuous valence-arousal scales commonly used in

traditional affective computing [67], we adopt discrete verbal descriptors (e.g., mild, normal, strong), which align more closely with everyday language and the reasoning capabilities of LLMs.

In this context, hallucinations occur when the model misjudges emotional intensity, either by exaggerating, underestimating, or otherwise misrepresenting the degree of emotion expressed in the input. For instance, changing “He seemed slightly annoyed by the interruption” to “He seemed very annoyed by the interruption.” This form of distortion challenges the model’s ability to capture nuanced emotional gradients and detect subtle affective cues, which is essential for applications requiring fine-grained emotional understanding, such as empathetic communication, psychological assessment, and emotion-aware content generation.

A.2.6 Reasoning Result

In the framework, reasoning result refers to the final emotional interpretation that a model generates after perceiving and integrating multimodal emotional cues such as facial expressions, vocal tone, and textual context. Unlike perception-level errors, which involve failures in detecting or extracting relevant signals, reasoning result hallucinations arise when the model correctly identifies input cues but still draws an incorrect or implausible emotional conclusion based on faulty reasoning or inference.

For example, given a scenario where a person has a furrowed brow, a tense voice, and says “I can’t believe this happened again,” a correct interpretation might be frustration. A hallucinated reasoning result would be labeling this as excitement or anger, despite all emotional cues being correctly perceived. In this case, the failure lies not in perception but in misinterpreting the emotional meaning of those cues.

This distinction emphasizes that accurate recognition of emotional signals is a necessary but insufficient condition for successful emotion understanding. Proper emotional inference requires coherent reasoning over the perceived inputs, making reasoning result hallucinations a key diagnostic for evaluating models’ deeper emotional competence.

A.2.7 Reasoning Cue

In addition, we define a reasoning cue hallucination, which targets failures in identifying, attending to, or correctly interpreting the emotional cues necessary for sound emotional reasoning—regardless of whether the final emotion classification is ultimately correct or not. In this setting, hallucinations occur when the model overlooks, misinterprets, or fabricates critical multimodal signals, such as failing to detect an angry tone in speech, misreading a sad facial expression as neutral, or drawing unsupported emotional implications from text.

We consider two primary forms of cue hallucination: (1) cases where a specific cue is modified while the final emotional result remains unchanged, thereby testing the model’s robustness to misleading or missing signals; and (2) cases where multiple key cues are altered simultaneously, often accompanied by a shift in the final emotion prediction, which challenges the model’s entire reasoning chain, from perception to conclusion.

This setting highlights the importance of the reasoning pathway itself, rather than just the final output. A model may occasionally reach the correct emotion label by chance or superficial pattern matching, but reasoning cue hallucination reveals whether the underlying process is semantically justified and grounded in valid emotional evidence. As such, this setting is crucial for assessing models’ interpretability and trustworthiness in real-world emotion understanding scenarios.

B Implementation and Experiment Details

B.1 Setups for Baselines

In our experiment, we selected several well-known LLMs and MLLMs for comparison, as shown in Table 4. We provide a list of model names, model sizes, supported input and output modalities, all organized by release date to enable a more detailed analysis. Additionally, we annotate whether each model is a reasoning model like DeepSeek-R1 [24]. To ensure a fair comparison, we adopt the default hyper-parameters of these models. All models with fewer than 235B parameters were run

Table 4: Comparison of representative MLLMs. For closed-source models, we report the API version date. I, V, A, and T represent Image, Video, Audio, and Text, respectively.

Model	Date	Model Size (B)	Input	Output	Reasoning
<i>open-source</i>					
LLaVA [50]	04.2023	7&13&34	I + T	T	No
Video-ChatGPT [54]	06.2023	7	V + T	T	No
Mistral [30]	08.2023	7	T	T	No
Qwen [5]	09.2023	7&14	T	T	No
Chat-UniVi [32]	11.2023	7	I + V + T	T	No
LLaMA-VID [41]	11.2023	7	I + V + T	T	No
Video-LLaVA [47]	11.2023	7	I + V + T	T	No
Onellm [26]	12.2023	7	I + A + V + T	T	No
Mixtral [31]	01.2024	8×7	T	T	No
Llama3 [22]	04.2024	8	T	T	No
Emotion-LLaMA [12]	06.2024	7	V + T	T	No
Llama3.1 [22]	07.2024	8&70	T	T	No
Qwen2 [83]	07.2024	7	Text	T	No
Llama3.2 [22]	09.2024	3	T	T	No
Llama3.2-vision [22]	09.2024	11	I + T	T	No
Llama3.3 [22]	12.2024	70	T	T	No
Phi4 [1]	12.2024	14	T	T	No
Qwen2.5 [84]	12.2024	3&7&14&32&72	T	T	No
DeepSeek-V3 [49]	12.2024	-	T	T	No
DeepSeek-R1 [24]	01.2025	7&8&14&32&70&671	T	T	Yes
Qwen2.5-VL [6]	02.2025	32&72	I + V + T	T	Yes
QwQ [73]	03.2025	32	T	T	Yes
Gemma3 [72]	03.2025	4&12&27	I + T	T	No
Mistral-small3.1 [56]	03.2025	24	I + T	T	No
Qwen2.5-Omni [82]	03.2025	7	I+ V+ A + T	A + T	No
Qwen3 [63]	04.2025	4&8&14&30&32&235	T	T	Yes
Kimi-Audio [16]	04.2025	7	A + T	A + T	No
<i>closed-source</i>					
GPT-4o [28]	08.2024	-	I + T	T	No
Qwen-Audio-Turbo [13]	12.2024	-	A	T	No
Qwen-Plus [84]	01.2025	-	T	T	No
Qwen-Max [84]	01.2025	-	T	T	No
Qwen-VL-Plus [6]	01.2025	-	T+I+V	T	No
QwQ-Plus [73]	03.2025	-	T	T	Yes
QvQ-Max [64]	03.2025	-	I + T	T	Yes
Gemini-2.5-Pro [21]	03.2025	-	I+ V+ A + T	T	Yes
Qwen-VL-Max [6]	04.2025	-	T+I+V	T	No
Gemini-2.5-Flash [21]	04.2025	-	I+ V+ A + T	T	Yes
GPT-4.1 [59]	04.2025	-	I + T	T	No

locally on either a single NVIDIA A100 or four NVIDIA A100 GPUs. The remaining models were accessed via APIs provided by their developers.

B.2 Implementation Detail of PEP-MEK

As illustrated in Figure 6b, there are two main components of the PEP-MEK: modality and emotion knowledge extraction and predict-explain-predict.

For the modality and emotion knowledge extraction, we ask the model to extract the modality [86] and emotion knowledge. Figure 8 shows the prompt we designed to guide modality and emotion knowledge extraction. It considers both modality-specific knowledge (e.g., visual cues such as what can be seen in an image, or auditory cues such as what can be heard in speech) and emotion-specific knowledge (e.g., facial expressions, body posture, vocal prosody, emotion types and definitions, overall emotional atmosphere, and inferred causes). By structuring the prompt, we aim to ensure that the model captures contextually grounded and psychologically meaningful emotional signals across modalities.

Next, we prompt the model to generate an initial answer by combining the extracted modality and emotion knowledge with the target question. As shown in Figure 9, the prompt instructs the model to base its judgment on the input content (e.g., video, image, audio, or text), and, if needed, to incorporate the accompanying structured knowledge to refine its answer. The model is explicitly asked to respond with only one word, YES or NO, to enforce clarity in evaluation, without generating additional explanations.

We then prompt the MLLM to provide an explanation for its initial answer by referencing the extracted modality and emotion knowledge, the target question, and the initial answer. As shown in Figure 10, the model is asked to first generate a detailed explanation of its reasoning, then assess the factual accuracy and logical soundness of its own explanation, and finally re-affirm its conclusion with a concise binary answer (YES or NO). This structured response format allows us to evaluate not only the model’s decision, but also the justification process and self-consistency behind it.

B.2.1 Qualitative Analysis of PEP-MEK

As shown in Figure 11, we present an example that benefits from the PEP-MEK approach, where the generated content originates from the Qwen2.5-Omni model. It is evident that in the initial response, the model exhibited a hallucination issue, failing to accurately interpret the facial expressions of individuals in the image. However, with the integration of PEP-MEK, the model was guided to attend to more discriminative visual details, for instance, recognizing that most individuals are smiling, except for the person wearing a red tie, who has a neutral or serious expression. This targeted guidance significantly improved the model’s emotion understanding of the image. Ultimately, the model identified the key feature and produced the correct answer, demonstrating the effectiveness of PEP-MEK in mitigating hallucinations and enhancing vision and emotion reasoning accuracy.

C More Experiment Details

C.1 Result of Unimodality

We present a more fine-grained evaluation and analysis of the model’s performance for each individual modality.

C.1.1 Emotion Knowledge

As shown in Table 5, we report the performance of various models on the EmotionHalluciner-EK, which focuses on emotion knowledge hallucination. These results are further visualized in Figure 12. From the visualization, several key trends emerge: (1) model performance has steadily improved over time; (2) closed-source models generally outperform open-source models; (3) the incorporation of reasoning capabilities in open-source models significantly narrows the gap with closed-source models; (4) MLLMs generally perform worse than pure LLMs on this task; and (5) within the same model family, larger parameter sizes tend to correlate with better performance. Overall, we observe a clear upward trend in model performance on emotion knowledge hallucination tasks, with many models achieving relatively high accuracy. This highlights the growing potential of leveraging LLMs for applications in emotion psychology, and points to future directions for further enhancing open models, particularly in multimodal emotion reasoning.

C.1.2 Multimodality Perception: Text

As shown in Table 6, we report the performance of various models on the EmotionHalluciner-PT, which focuses on hallucinations in real-world emotion understanding from text. The results are further visualized in Figure 13. From the figure, several key observations emerge: (1) model performance has gradually improved over time; (2) unlike in the knowledge setting, the performance gap between closed-source and open-source models is relatively small; (3) the incorporation of reasoning capabilities into open-source models does not lead to better performance; (4) within the same model family, larger parameter sizes do not necessarily correlate with higher accuracy; (5) although both PT and EK benchmarks are based on text, models perform significantly worse on PT, suggesting that LLMs are more adept at retrieving structured emotional knowledge than interpreting nuanced emotions in real-world language; and (6) PEP-MEK demonstrates its effectiveness, often achieving performance that matches or exceeds the best-performing models of the same period.

Please extract useful modality and emotional knowledge from the given text/image/audio/video. Your goal is to gather interpretable features that can support accurate emotion prediction, explanation, and refinement. Structure your response according to the following components:

1. Overall Scene Mood and Context

- Describe the general emotional atmosphere (e.g., joyful, tense, melancholic, peaceful).
- Identify contextual elements in the environment (e.g., indoor/outdoor, weather, time of day, symbolic objects like candles, rain, broken glass).
- What kind of situation or event might the scene represent (e.g., birthday party, farewell, conflict)?
- For audio/text: consider background sounds (e.g., music, ambient noise) or narrative tone (e.g., hopeful, sarcastic, ominous).

2. Human Presence and Character Analysis

- How many people are in the scene (visually or described in text/audio)?
- For each individual:
 - Physical characteristics (e.g., age, gender, clothing style, if visible or described)
 - Facial expression (e.g., happy, sad, fearful, angry, neutral, from video/image)
 - Head pose and gaze direction (e.g., direct gaze, looking away, tilted head)
 - Body posture and hand gesture (e.g., open arms, clenched fists, self-touch, leaning in or away)
 - Voice tone and prosody (e.g., trembling, rising pitch, flat tone, fast or slow pace)
 - Verbal emotional cues (e.g., exclamations, emotional word choice, metaphorical language)
 - Speech content (e.g., direct expression of emotion: “I’m scared,” or indirect hints: “I don’t know what to do anymore.”)

3. Social and Emotional Interactions

- Describe the relationships or interactions between people:
 - Are they physically close or distant?
 - Is there eye contact, mirroring expressions, or body synchronization?
 - Is any touch present (e.g., hugging, pushing, hand-holding)?
 - Do they seem emotionally aligned or in conflict?
 - In audio/text: Are their voices overlapping? Do they interrupt, agree, or show empathy?

4. Emotion Type, Intensity, and Diversity

- For each person, specify the likely dominant emotion and estimate its intensity (e.g., mild sadness vs. intense grief).
- Are there multiple emotions present in the video/audio/text, possibly conflicting ones?

5. Emotion Knowledge and Reasoning Support

- For each identified emotion:
 - Provide a short definition and its typical visual, auditory, or linguistic cues. Example: “Fear is a response to perceived threat, often expressed by widened eyes, raised eyebrows, tense voice, and avoidance language.”
 - If possible, suggest potential causes or triggers of these emotions based on the multimodal context.

Figure 8: Prompt for modality and emotion knowledge extraction.

Please provide a clear response to the question below by watching the video (reading the text, watching the image, listening the audio).
 If necessary, you can also use the accompanying modality and emotion knowledge to help refine your answer.
 Modality and emotion knowledge: {knowledge}
 Question: {question}
 Please answer with ONLY ONE WORD: YES or NO. Do not provide any explanation or additional output.

Figure 9: Prompt for modality and emotion knowledge extraction.

First, please provide a detailed explanation for your initial answer to the question. Then, verify both the factual accuracy of your explanation and the logic behind your answer. Finally, give a concise response to the question by answering with 'YES' or 'NO'.
 Modality and emotion knowledge: {knowledge}
 Question: {question}
 Initial Answer: {initial_answer}
 Answer Format:
 1. [Explanation]
 2. [Verification]
 3. [Final Answer]

Figure 10: Prompt for modality and emotion knowledge extraction.

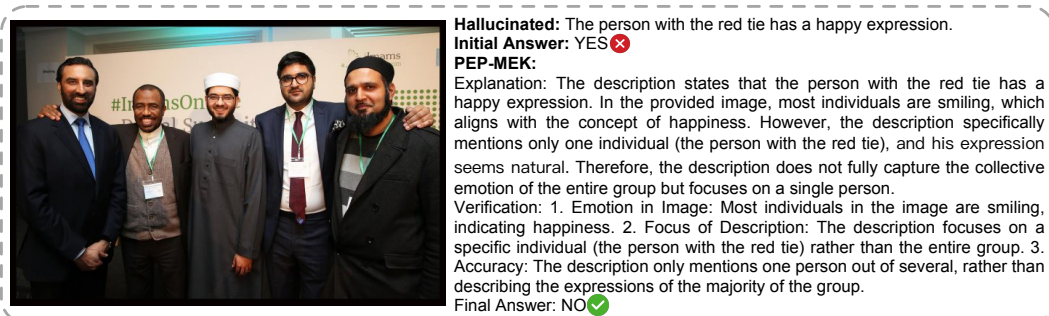


Figure 11: Qualitative analysis of PEP-MEK. In the observed image, everyone except the person wearing the red tie is smiling, displaying a happy expression. PEP-MEK noticed this detail during the explanation and ultimately provided the correct answer.

Table 5: Performance comparison on EmotionHallucator-EK (Emotion Knowledge).

Methods	Model	Yes/No Bias		Accuracy on EmotionHallucator-EK		
	Size	Pct. Diff (∼0)	FP Ratio (∼0.5)	Basic ↑	Hallucinated ↑	Overall ↑
Open-source						
Mistral [30]	7B	0.26	0.89	92.47	39.52	34.68
Qwen [5]	7B	0.21	0.81	87.63	45.70	37.37
Qwen [5]	14B	0.11	0.69	82.26	60.48	46.51
Mixtral [31]	8x7B	0.05	0.42	62.10	72.04	41.13
Llama3 [22]	8B	0.40	0.98	98.39	18.55	17.47
Llama3.1 [22]	8B	0.26	0.90	93.28	41.14	37.37
Llama3.1 [22]	70B	0.22	0.94	96.77	51.88	49.73
Qwen2 [83]	7B	0.18	0.86	93.01	56.18	50.54
Llama3.2 [22]	3B	0.19	0.78	84.95	46.24	34.68
Llama3.3 [22]	70B	0.20	0.92	95.97	56.18	53.76
Phi4 [1]	14B	0.12	0.79	91.40	66.67	60.22
Qwen2.5 [84]	3B	-0.13	0.27	58.87	84.95	45.70
Qwen2.5 [84]	7B	0.17	0.82	90.32	57.26	50.54
Qwen2.5 [84]	14B	-0.01	0.46	80.91	83.60	66.40
Qwen2.5 [84]	32B	0.09	0.75	91.13	73.92	67.47
Qwen2.5 [84]	72B	0.11	0.83	94.35	72.31	68.82
DeepSeek-V3 [49]	671B	0.10	0.76	90.59	69.89	62.10
DeepSeek-R1 [24]	7B	0.19	0.80	87.90	50.27	43.55
DeepSeek-R1 [24]	8B	0.15	0.78	87.63	56.99	48.92
DeepSeek-R1 [24]	14B	0.08	0.71	88.17	71.24	62.63
DeepSeek-R1 [24]	32B	0.08	0.75	91.67	75.00	68.82
DeepSeek-R1 [24]	70B	0.09	0.76	91.40	72.58	65.86
DeepSeek-R1 [24]	671B	0.08	0.78	93.82	77.96	73.12
QwQ [73]	32B	0.07	0.75	92.74	73.66	73.39
Qwen3 [63]	4B	0.05	0.63	86.02	76.61	65.32
Qwen3 [63]	8B	0.04	0.63	86.56	78.23	67.20
Qwen3 [63]	14B	0.04	0.61	86.83	70.30	68.82
Qwen3 [63]	30B	0.03	0.60	88.17	81.99	72.58
Qwen3 [63]	32B	0.06	0.73	93.01	80.91	76.08
Qwen3 [63]	235B	0.05	0.67	91.13	81.72	74.18
LLaVA [50]	7B	0.41	0.97	97.85	16.40	15.59
LLaVA [50]	13B	0.23	0.85	90.32	43.82	36.29
LLaVA [50]	34B	0.43	1.00	99.73	13.71	13.71
Video-ChatGPT [54]	7B	0.26	0.83	86.56	34.95	25.27
Chat-UniVi [32]	7B	0.50	1.00	100.00	0.00	0.00
LLaMA-VID [41]	7B	0.50	1.00	100.00	0.00	0.00
Video-LLaVA [47]	7B	0.50	1.00	100.00	0.00	0.00
Onellm [26]	7B	-0.01	0.48	66.40	68.82	40.05
Emotion-LLaMA [12]	7B	-0.04	0.45	59.68	67.20	32.53
Mistral-small3.1 [56]	24B	0.12	0.77	90.05	66.94	59.14
Llama3.2-vision [22]	11B	0.24	0.88	92.20	45.16	40.32
Qwen2.5-VL [6]	32B	0.25	0.97	98.39	48.39	47.85
Qwen2.5-VL [6]	72B	0.09	0.79	93.55	75.54	70.43
Gemma3 [72]	4B	0.28	0.90	93.01	36.56	32.26
Gemma3 [72]	12B	0.19	0.85	91.94	54.30	49.19
Gemma3 [72]	27B	0.20	0.92	96.24	55.38	52.69
Qwen2.5-Omni [82]	7B	0.28	0.96	97.58	41.40	39.78
Closed-source						
GPT-4o [28]	-	0.10	0.78	92.74	73.66	68.82
Qwen-Plus [84]	-	0.17	0.89	94.89	60.48	58.06
Qwen-Max [84]	-	0.14	0.84	93.28	66.59	61.02
QwQ-Plus [73]	-	0.07	0.76	93.55	79.30	75.81
QvQ-Max [64]	-	0.05	0.67	90.59	81.18	74.19
Gemini-2.5-Pro [21]	-	0.02	0.58	88.98	84.68	75.54
Gemini-2.5-Flash [21]	-	0.03	0.61	90.05	84.14	75.54
GPT-4.1 [59]	-	0.08	0.81	94.62	77.69	74.19

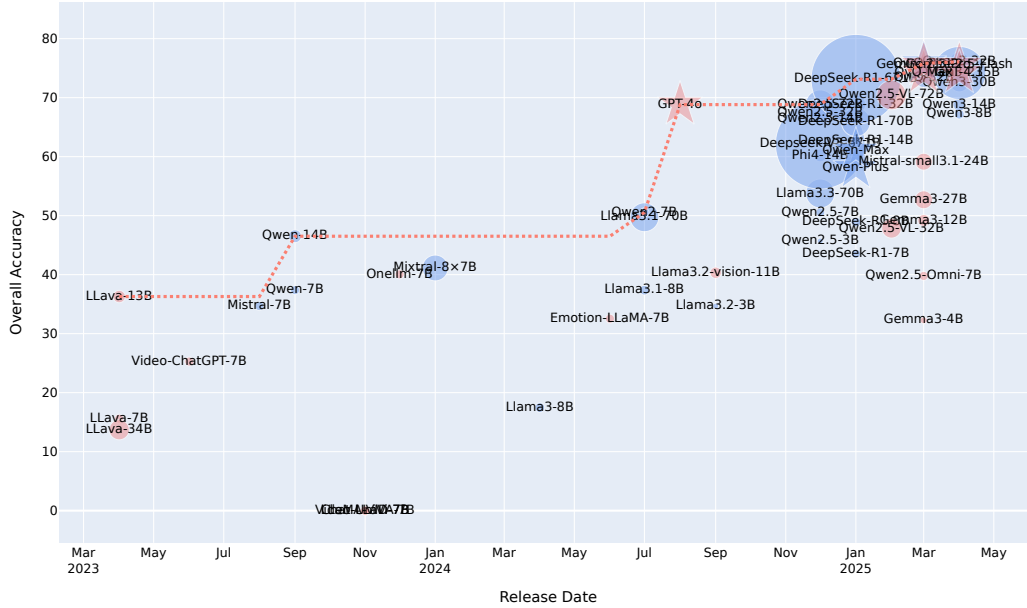


Figure 12: Performance comparison on EmotionHallucen-EK. Blue denotes LLMs, red denotes MLLMs. Circles indicate known parameter sizes, while stars represent unknown parameter sizes. Red dashed line denotes the top-performing model of the current month.

We hypothesize that this performance gap stems from two primary factors: (1) current LLMs struggle to detect subtle emotional shifts and cues in naturalistic language, making them prone to hallucination in text emotion understanding tasks; and (2) existing models may lack sufficient exposure to pretraining tasks that require fine-grained emotion reasoning in everyday contexts. These findings highlight a critical challenge for future work: enhancing MLLMs’ capacity to understand subtle emotional shifts in textual content.

C.1.3 Multimodality Perception: Image

As shown in Table 7, we report the performance of various models on the EmotionHallucen-PI, which focuses on hallucinations in real-world emotion understanding from images. The results are further visualized in Figure 14. From the figure, several key observations emerge: (1) model performance has steadily improved over time; (2) closed-source models generally outperform open-source models, though the performance gap is relatively small; (3) the incorporation of reasoning capabilities into open-source models does not lead to clear performance gains; (4) in most cases, larger parameter sizes tend to yield better results; and (5) PEP-MEK demonstrates its effectiveness, often achieving performance that matches or exceeds the best-performing models of the same period.

Furthermore, the lack of significant improvements from reasoning-augmented models may indicate that reasoning paradigms in the visual domain are still in their early stages and require further development and refinement. These findings highlight a critical challenge for future work: enhancing MLLMs’ capacity to understand emotional cues embedded in visual content, and to reason more effectively about complex human affect in real-world image contexts, particularly through the continued advancement and adaptation of reasoning paradigms.

C.1.4 Multimodality Perception: Audio

As shown in Table 8, we report the performance of various models on the EmotionHallucen-PA benchmark, which focuses on hallucinations in real-world, perception-based emotion understanding from audio. The results are further visualized in Figure 15. From the figure, several key observations emerge: (1) model performance has gradually improved over time, though it remains in the early stages, with most models only slightly exceeding the random guess baseline of 25%; (2) closed-

Table 6: Performance comparison on EmotionHallucen-PT (Perception Text).

Methods	Model	Yes/No Bias		Accuracy on EmotionHallucen-PT		
	Size	Pct. Diff (∼0)	FP Ratio (∼0.5)	Basic ↑	Hallucinated ↑	Overall ↑
Open-source						
Mixtral [31]	7B	0.37	0.99	99.00	25.00	25.00
Qwen [5]	7B	0.12	0.60	53.00	29.00	10.00
Qwen [5]	14B	0.07	0.41	53.00	67.00	34.00
Mixtral [31]	8x7B	0.14	0.33	46.00	73.00	36.00
Llama3 [22]	8B	0.04	0.58	75.00	66.00	50.00
Llama3.1 [22]	8B	0.11	0.65	75.00	53.00	42.00
Llama3.1 [22]	70B	0.40	1.00	100.00	21.00	21.00
Qwen2 [83]	7B	0.34	0.95	96.00	28.00	28.00
Llama3.2 [22]	3B	0.39	0.06	17.00	95.00	16.00
Llama3.3 [22]	70B	0.40	1.00	100.00	21.00	21.00
Phi4 [1]	14B	0.36	0.99	99.00	26.00	26.00
Qwen2.5 [84]	3B	0.19	0.19	50.00	88.00	46.00
Qwen2.5 [84]	7B	0.39	0.98	98.00	20.00	20.00
Qwen2.5 [84]	14B	0.38	1.00	100.00	25.00	25.00
Qwen2.5 [84]	32B	0.29	0.94	96.00	38.00	37.00
Qwen2.5 [84]	72B	0.30	1.00	100.00	40.00	40.00
DeepSeek-V3 [49]	-B	0.28	0.93	95.00	38.00	36.00
DeepSeek-R1 [24]	7B	0.30	0.93	95.00	35.00	34.00
DeepSeek-R1 [24]	8B	0.34	0.97	98.00	29.00	28.00
DeepSeek-R1 [24]	14B	0.32	0.98	99.00	35.00	35.00
DeepSeek-R1 [24]	32B	0.23	0.93	96.00	49.00	48.00
DeepSeek-R1 [24]	70B	0.37	0.99	99.00	25.00	25.00
DeepSeek-R1 [24]	671B	0.28	0.94	96.00	40.00	40.00
QwQ [73]	32B	0.31	1.00	100.00	38.00	38.00
Qwen3 [63]	4B	0.35	0.99	99.00	28.00	28.00
Qwen3 [63]	8B	0.29	0.94	99.00	38.00	38.00
Qwen3 [63]	14B	0.33	0.95	96.00	30.00	28.00
Qwen3 [63]	30B	0.26	0.89	93.00	41.00	40.00
Qwen3 [63]	32B	0.33	0.97	98.00	32.00	32.00
Qwen3 [63]	235B	0.23	0.89	93.00	45.00	42.00
LLaVA [50]	7B	0.47	1.00	100.00	5.00	5.00
LLaVA [50]	13B	0.21	0.18	46.00	88.00	41.00
LLaVA [50]	34B	0.32	0.96	97.00	33.00	32.00
Video-ChatGPT [54]	7B	0.32	0.17	19.00	83.00	18.00
Chat-UniVi [32]	7B	0.47	0.01	6.00	99.00	6.00
LLaMA-VID [41]	7B	0.20	0.68	64.00	25.00	19.00
Video-LLaVA [47]	7B	0.47	0.98	98.00	4.00	4.00
Onellm [26]	7B	0.50	1.00	100.00	0.00	0.00
Emotion-LLaMA [12]	7B	0.28	0.22	21.00	78.00	21.00
+PEP-MEK		0.14	0.32	46.00	75.00	39.00
Mistral-small3.1 [56]	24B	0.20	0.84	91.00	51.00	47.00
Llama3.2-vision [22]	11B	0.02	0.53	69.00	65.00	47.00
Qwen2.5-VL [6]	32B	0.39	1.00	100.00	23.00	23.00
Qwen2.5-VL [6]	72B	0.32	0.98	99.00	36.00	36.00
Gemma3 [72]	4B	0.29	0.91	94.00	36.00	35.00
Gemma3 [72]	12B	0.35	0.97	98.00	28.00	28.00
Gemma3 [72]	27B	0.39	1.00	100.00	23.00	23.00
Qwen2.5-Omni [82]	7B	0.41	1.00	100.00	19.00	19.00
+PEP-MEK		0.28	0.91	94.00	38.00	36.00
Closed-source						
GPT-4o [28]	-	0.28	0.94	96.00	39.00	39.00
Qwen-Plus [84]	-	0.31	0.96	97.00	35.00	35.00
Qwen-Max [84]	-	0.36	0.99	99.00	27.00	27.00
QwQ-Plus [73]	-	0.33	0.99	99.00	33.00	33.00
QvQ-Max [64]	-	0.24	0.93	96.00	47.00	45.00
Gemini-2.5-Pro [21]	-	0.23	0.92	96.00	51.00	49.00
Gemini-2.5-Flash [21]	-	0.21	0.89	94.00	51.00	50.00
+PEP-MEK		0.12	0.74	88.00	54.00	60.00
GPT-4.1 [59]	-	0.30	0.92	94.00	34.00	33.00

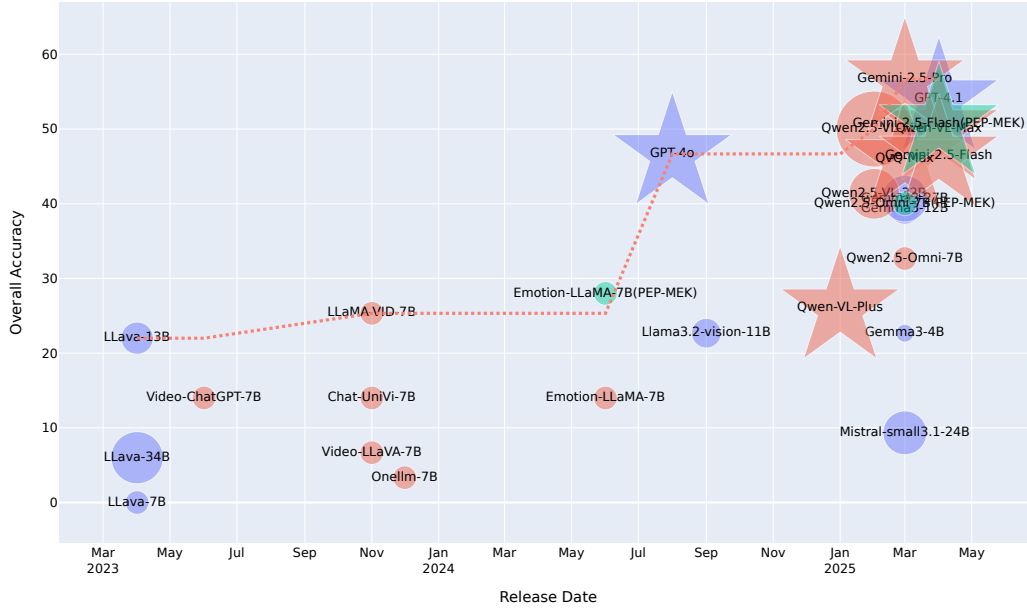


Figure 14: Performance comparison on EmotionHallucator-PI. Blue denotes MLLMs that accept only the current modality (e.g., image), red denotes models capable of handling additional modalities (e.g., video, audio), and cyan denotes the results obtained using PEP-MEK. Circles indicate known parameter sizes, while stars represent unknown sizes. The red dashed line marks the top-performing model of the current month.

Table 8: Performance comparison on EmotionHallucator-PA (Perception Audio).

Methods	Model	Yes/No Bias		Accuracy on EmotionHallucner-PA		
	Size	Pct. Diff (~ 0)	FP Ratio (~ 0.5)	Basic \uparrow	Hallucinated \uparrow	Overall \uparrow
Open-source						
Onellm [26]	7B	0.50	1.00	100.00	0.00	0.00
Emotion-LLaMa [12]	7B	0.43	0.92	91.85	6.52	5.16
<i>+PEP-MEK</i>		-0.14	0.36	33.68	64.67	22.28
Qwen2.5-Omni [82]	7B	-0.49	0.01	1.36	99.46	0.82
<i>+PEP-MEK</i>		-0.45	0.04	6.25	95.92	5.43
Kimi-Audio [16]	7B	-0.23	0.22	36.41	81.79	19.29
Closed-source						
Qwen-Audio-Turbo [13]	-	-0.49	0.01	2.17	99.46	1.63
Gemini-2.5-Pro [21]	-	-0.14	0.34	41.03	69.02	24.46
Gemini-2.5-Flash [21]	-	-0.13	0.34	45.11	71.74	30.43
<i>+PEP-MEK</i>		-0.12	0.34	48.10	72.83	34.51

source models significantly outperform open-source models; and (3) PEP-MEK demonstrates strong effectiveness, often achieving performance that surpasses the best models available at the time.

We hypothesize that the relatively low performance in the audio modality is due to the current focus of audio-based MLLM research, which primarily targets tasks such as Automatic Speech Recognition (ASR) and semantic audio understanding. For instance, when refusing to answer, GPT-4o-Audio responds with: “I’m sorry, but I can’t help with that request.” These tasks emphasize transcribing or interpreting spoken content, but often neglect paralinguistic features, such as tone, intensity, and prosody, which are essential for emotion understanding. These findings highlight a critical challenge for future work: enhancing MLLMs’ ability to perceive and interpret emotional signals embedded in speech, beyond lexical content. This calls for the development of audio-specific reasoning paradigms and training objectives that better capture the richness of human emotional expression in voice.



Figure 15: Performance comparison on EmotionHallucur-PA. Blue denotes MLLMs that accept only the current modality (e.g., audio), red denotes models capable of handling additional modalities (e.g., image, video), and cyan denotes the results obtained using PEP-MEK. Circles indicate known parameter sizes, while stars represent unknown sizes. The red dashed line marks the top-performing model of the current month.

C.1.5 Multimodality Perception: Short Video

As shown in Table 9, we report the performance of various models on the EmotionHallucur-PV/S, which focuses on hallucinations in real-world, perception-based emotion understanding from short videos. The results are further visualized in Figure 16. For models that only support image input, we adopt a key-frame sampling strategy to enable evaluation on video data.

Several key observations emerge from the figure: (1) model performance has steadily improved over time; (2) closed-source models generally outperform open-source models, though the performance gap remains modest; (3) for MLLMs that only support image input, increasing sampled frames typically does not lead to performance improvements; (4) some models, such as LLaMA-VID, Video-LLaVA, and OneLLM—perform particularly poorly on this task; (5) Emotion LLaMA, despite being fine-tuned on emotion recognition tasks, does not outperform general-purpose models; (6) PEP-MEK continues to demonstrate strong performance, often matching or exceeding that of the best models during the same period.

Furthermore, video-based emotion understanding and hallucination detection remains an open and underexplored challenge, with most models still in the early developmental stage. Our results also indicate that supervised finetuning on emotion tasks does not necessarily alleviate hallucination issues. Notably, although Emotion-LLaMA achieves excellent performance on MER, it performs poorly on EmotionHallucur-PV/S, constructed from the same data source but reframed for hallucination detection.

These findings highlight a critical challenge for future work: to develop video-language models with stronger emotion recognition and reasoning capabilities, and to identify effective strategies for mitigating hallucinations introduced by supervised finetuning [61, 3].

C.1.6 Multimodality Perception: Long Video

As shown in Table 10, we report the performance of various models on the EmotionHallucur-PV/L benchmark, which focuses on hallucinations in real-world, perception-based emotion understanding

Table 9: Performance comparison on EmotionHallucator-PV/S (Perception Short Video).

Methods	Model	Yes/No Bias		Accuracy on EmotionHallucator-PV/S		
	Size	Pct. Diff (∼0)	FP Ratio (∼0.5)	Basic ↑	Hallucinated ↑	Overall ↑
Open-source						
LLava [50]/1F	7B	0.50	1.00	100.00	0.00	0.00
LLava [50]/1F	13B	-0.34	0.14	19.44	87.22	11.11
LLava [50]/1F	34B	-0.44	0.04	7.22	96.11	3.89
Llama3.2-vision [22]/1F	11B	0.18	0.72	76.67	40.00	24.44
Llama3.2-vision [22]/2F	11B	-0.46	0.02	5.00	97.78	3.33
Llama3.2-vision [22]/4F	11B	-0.49	0.01	1.67	99.44	1.11
Gemma3 [72]/1F	4B	0.21	0.74	76.11	33.33	17.78
Gemma3 [72]/2F	4B	0.24	0.74	75.00	27.22	14.44
Gemma3 [72]/4F	4B	0.22	0.73	75.00	31.67	15.00
Gemma3 [72]/1F	12B	0.16	0.69	73.68	42.78	25.56
Gemma3 [72]/2F	12B	0.15	0.66	69.44	39.44	20.56
Gemma3 [72]/4F	12B	0.03	0.53	58.33	52.22	20.56
Gemma3 [72]/1F	27B	0.28	0.82	83.89	27.78	17.22
Gemma3 [72]/2F	27B	0.22	0.73	75.00	31.11	17.22
Gemma3 [72]/4F	27B	0.18	0.70	72.22	36.67	20.00
Mistral-small3.1 [56]/1F	24B	-0.13	0.35	41.11	67.78	17.78
Mistral-small3.1 [56]/2F	24B	-0.23	0.24	32.78	78.89	17.22
Mistral-small3.1 [56]/4F	24B	-0.38	0.11	12.22	88.89	6.11
Video-ChatGPT [54]	7B	-0.09	0.41	39.44	58.33	13.89
Chat-UniVi [32]	7B	-0.16	0.32	39.44	71.67	26.11
LLaMA-VID [41]	7B	0.49	0.99	99.44	0.56	0.56
Video-LLaVA [47]	7B	0.50	1.00	100.00	0.00	0.00
Onellm [26]	7B	0.50	1.00	100.00	0.00	0.00
Emotion-LLaMA [12]	7B	0.20	0.70	70.71	31.07	10.71
+PEP-MEK		-0.12	0.35	45.00	70.00	26.11
Qwen2.5-VL [6]	32B	0.32	0.95	86.11	22.92	15.97
Qwen2.5-VL [6]	72B	0.38	0.92	93.06	18.06	13.89
Qwen2.5-Omni [82]	7B	0.37	0.91	91.67	17.36	13.19
+PEP-MEK		-0.09	0.38	51.39	70.14	29.17
Closed-source						
GPT-4o [28]/1F	-	0.00	0.50	57.78	57.22	20.56
GPT-4o [28]/2F	-	0.05	0.56	62.22	52.78	24.44
QvQ-Max [64]	-	0.23	0.76	79.86	34.73	27.08
Gemini-2.5-Pro [21]	-	0.24	0.81	85.90	36.46	30.77
Qwen-VL-Plus [6]	-	-0.14	0.33	43.75	72.22	20.83
Qwen-VL-Max [6]	-	0.38	0.93	93.75	17.36	14.58
Gemini-2.5-Flash [21]	-	0.19	0.77	83.33	45.51	36.54
+PEP-MEK		-0.04	0.45	62.78	70.00	40.00
GPT-4.1 [59]/1F	-	0.20	0.72	75.56	35.56	19.44

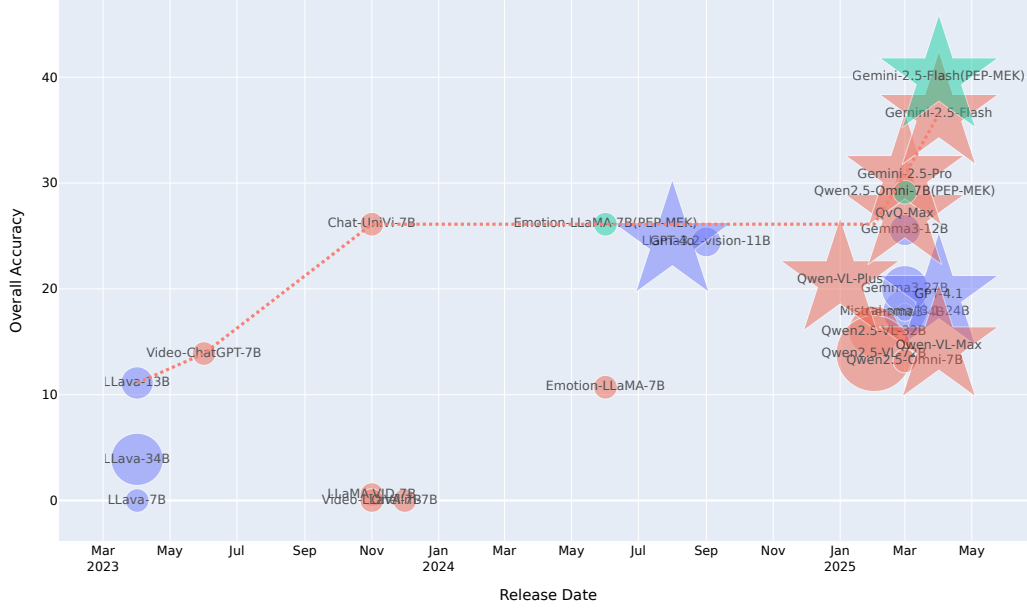


Figure 16: Performance comparison on EmotionHallucur-PV/S. Blue denotes MLLMs that accept only the current modality (e.g., video), red denotes models capable of handling additional modalities (e.g., image, audio), and cyan denotes the results obtained using PEP-MEK. Circles indicate known parameter sizes, while stars represent unknown sizes. The red dashed line marks the top-performing model of the current month.

from long-form videos. The results are visualized in Figure 17. For models that only support image input, we adopt a key-frame sampling strategy to approximate video-level evaluation.

From the figure, several key observations emerge: (1) model performance has gradually improved over time, but overall results remain low, indicating that this task is still in its early stages; (2) closed-source models generally outperform open-source ones, though the performance gap is not as large as in other benchmarks; (3) nearly all models perform at or below random guess levels, underscoring the difficulty of emotion understanding in long video contexts; (4) Emotion LLaMA, despite being fine-tuned on emotion recognition tasks, fails to outperform general-purpose models, suggesting limited transferability to hallucination detection; (5) PEP-MEK demonstrates strong and consistent effectiveness, in many cases outperforming all models released in the same timeframe.

Additionally, we note that many MLLMs perform surprisingly poorly on this task, despite their strength on other modalities and tasks. This discrepancy suggests that current MLLMs are not yet equipped to reason about fine-grained emotion states and changes over long temporal spans, and may lack both temporal integration and emotion-specific understanding capabilities.

These findings highlight a critical challenge for future work: to develop temporal-aware, emotion-grounded MLLMs capable of robust reasoning over long-form emotional content. It will also be essential to explore new reasoning paradigms and training strategies that directly target hallucination resilience in dynamic emotional contexts.

C.2 Result of Multimodality

We further present the hallucination performance of models on EmotionHallucur-NoAudio in Table 11 and Figure 18, providing an overall view of multimodal capability. From the figure, several key trends can be observed: (1) model performance has consistently improved over time, reflecting the rapid progress in multimodal learning; (2) recent image-based MLLMs outperform earlier models with video-processing capabilities, suggesting advances in visual understanding even without temporal cues; (3) open-source models still lag behind closed-source counterparts, though the performance

Table 10: Performance comparison on EmotionHallucator-PV/L (Perception Long Video).

Methods	Model	Yes/No Bias		Accuracy on EmotionHallucator-PV/L		
	Size	Pct. Diff (∼0)	FP Ratio (∼0.5)	Basic ↑	Hallucinated ↑	Overall ↑
Open-source						
LLava [50]/1F	7B	0.50	1.00	100.00	0.00	0.00
LLava [50]/1F	13B	-0.13	0.37	38.31	63.68	5.97
LLava [50]/1F	34B	-0.44	0.05	6.47	95.02	1.99
Llama3.2-vision [22]/1F	11B	0.25	0.77	79.10	29.35	12.44
Llama3.2-vision [22]/2F	11B	-0.38	0.11	12.44	89.05	3.48
Llama3.2-vision [22]/4F	11B	-0.49	0.01	0.50	98.51	0.00
Gemma3 [72]/1F	4B	-0.03	0.47	49.25	55.22	12.94
Gemma3 [72]/2F	4B	-0.12	0.37	41.79	65.67	10.95
Gemma3 [72]/4F	4B	-0.06	0.43	49.25	61.69	14.93
Gemma3 [72]/1F	12B	-0.07	0.42	48.26	62.69	16.42
Gemma3 [72]/2F	12B	-0.10	0.39	44.28	64.18	13.43
Gemma3 [72]/4F	12B	-0.15	0.33	40.30	70.65	13.93
Gemma3 [72]/1F	27B	-0.01	0.49	52.74	54.23	9.95
Gemma3 [72]/2F	27B	0.00	0.50	54.23	54.73	11.44
Gemma3 [72]/4F	27B	-0.09	0.41	44.78	62.19	11.94
Mistral-small3.1 [56]/1F	24B	-0.40	0.08	12.44	92.04	4.98
Mistral-small3.1 [56]/2F	24B	-0.45	0.05	5.47	95.52	2.49
Mistral-small3.1 [56]/4F	24B	-0.48	0.02	2.99	98.51	1.49
Video-ChatGPT [54]	7B	0.17	0.66	64.18	30.85	13.43
Chat-UniVi [32]	7B	0.13	0.63	62.69	36.82	18.41
LLaMA-VID [41]	7B	0.49	0.98	97.51	0.00	0.00
Video-LLaVA [47]	7B	0.50	1.00	100.00	0.50	0.50
Onellm [26]	7B	0.50	1.00	100.00	0.00	0.00
Emotion-LLaMA [12]	7B	0.36	0.86	86.57	14.93	7.96
+PEP-MEK		-0.04	0.45	52.74	60.70	24.88
Qwen2.5-VL [6]	32B	-0.17	0.31	36.32	71.14	9.95
Qwen2.5-VL [6]	72B	-0.16	0.32	38.81	70.65	11.44
Qwen2.5-Omni [82]	7B	-0.36	0.12	16.42	88.06	5.47
+PEP-MEK		-0.06	0.43	44.28	57.21	17.91
Closed-source						
GPT-4o [28]/1F	-	-0.41	0.08	9.95	92.04	4.48
GPT-4o [28]/2F	-	-0.37	0.12	15.42	88.56	5.97
QvQ-Max [64]	-	-0.05	0.45	49.25	58.71	17.41
Gemini-2.5-Pro [21]	-	-0.03	0.46	55.72	62.19	20.90
Qwen-VL-Plus [6]	-	-0.49	0.01	0.50	99.00	0.00
Qwen-VL-Max [6]	-	-0.05	0.45	49.25	59.20	11.94
Gemini-2.5-Flash [21]	-	-0.06	0.43	48.76	60.70	18.41
+PEP-MEK		-0.19	0.29	37.81	75.12	21.39
GPT-4.1 [59]/1F	-	-0.29	0.19	24.88	82.59	10.45

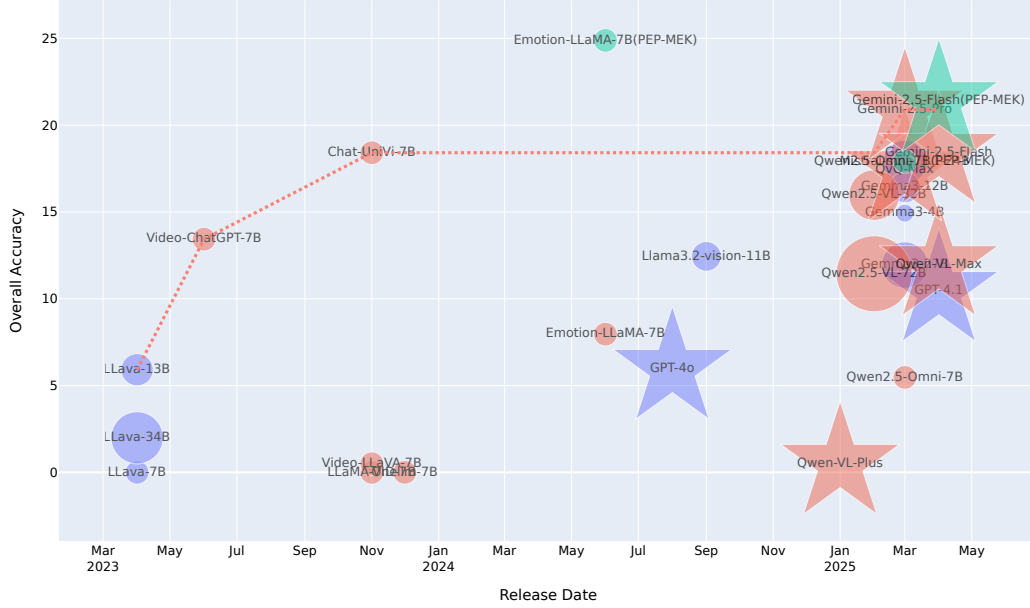


Figure 17: Performance comparison on EmotionHallucr-PV/L. Blue denotes MLLMs that accept only the current modality (e.g., video), red denotes models capable of handling additional modalities (e.g., image, audio), and cyan denotes the results obtained using PEP-MEK. Circles indicate known parameter sizes, while stars represent unknown sizes. The red dashed line marks the top-performing model of the current month.

gap is gradually narrowing; (4) overall, the Gemini series stands out for both its ability to handle all input modalities and its strong overall performance across tasks.

D More Examples of EmotionHallucr

In this section, we provide more cases from EmotionHallucr, as shown Figure 19, Figure 20, Figure 21, Figure 22, Figure 23, and Figure 24.

E Limitations and Discussions

While our benchmark provides a comprehensive evaluation of emotional hallucinations across modalities, several limitations remain. (1) Although we take a lot of strategies to make sure the quality of EmotionHallucr, there is noise introduced by human annotations. (2) The benchmark currently focuses on English, without accounting for cross-lingual and cultural variations in emotional expression and model behavior. Future work should explore how language and culture influence hallucination patterns in MLLMs. (3) While we observe emotion hallucination phenomena, the underlying causes, such as pretraining biases, modality misalignment, or lack of emotion-specific supervision, remain underexplored. Understanding these root causes is essential for designing more robust and interpretable models. (4) Although we treat emotion understanding and hallucination detection separately, real-world applications often require joint emotion understanding and hallucination awareness, which calls for unified modeling strategies that integrate both capabilities. Moreover, building a truly multimodal, emotion MLLM remains a major open challenge. Current MLLMs often rely on loosely coupled modality fusion and struggle with temporal and contextual integration, particularly in long-form audio and video scenarios.

Table 11: Performance comparison on EmotionHallucer-NoAudio with additional “Yes/No bias” analysis.

Methods	Model	Yes/No Bias		Accuracy on EmotionHallucer-NoAudio		
	Size	Pct. Diff (~ 0)	FP Ratio (~ 0.5)	Basic \uparrow	Hallucinated \uparrow	Overall \uparrow
Open-source						
LLaVA [50]	34B	-0.05	0.45	50.25	59.52	10.27
Video-ChatGPT [54]	7B	0.09	0.59	61.91	44.67	18.44
Chat-UniVi [32]	7B	0.09	0.59	60.22	42.37	11.07
LLaMA-VID [41]	7B	0.36	0.86	85.74	13.66	5.78
Video-LLaVA [47]	7B	0.49	1.00	99.70	1.50	1.50
Onellm [26]	7B	0.31	0.85	87.34	26.02	15.35
Emotion-LLaMA [12]	7B	0.12	0.63	66.55	42.43	18.86
Llama3.2-vision [22]	11B	0.21	0.78	83.05	41.28	29.91
Gemma3 [72]	27B	0.15	0.70	78.66	49.15	33.90
Qwen2.5-VL [6]	72B	0.08	0.63	78.08	62.15	43.02
Mistral-small3.1 [56]	24B	-0.11	0.35	53.94	75.17	32.20
Qwen2.5-Omni [82]	7B	0.11	0.65	72.39	49.74	25.44
Closed-source						
QvQ-Max [64]	-	0.07	0.63	78.18	63.39	47.98
GPT-4o [28]	-	-0.01	0.48	67.10	69.49	40.98
GPT-4.1 [59]	-	0.05	0.58	74.58	64.71	44.47
Gemini-2.5-Flash [21]	-	0.06	0.61	78.55	66.80	50.56
Gemini-2.5-Pro [21]	-	0.07	0.64	81.31	67.01	51.58

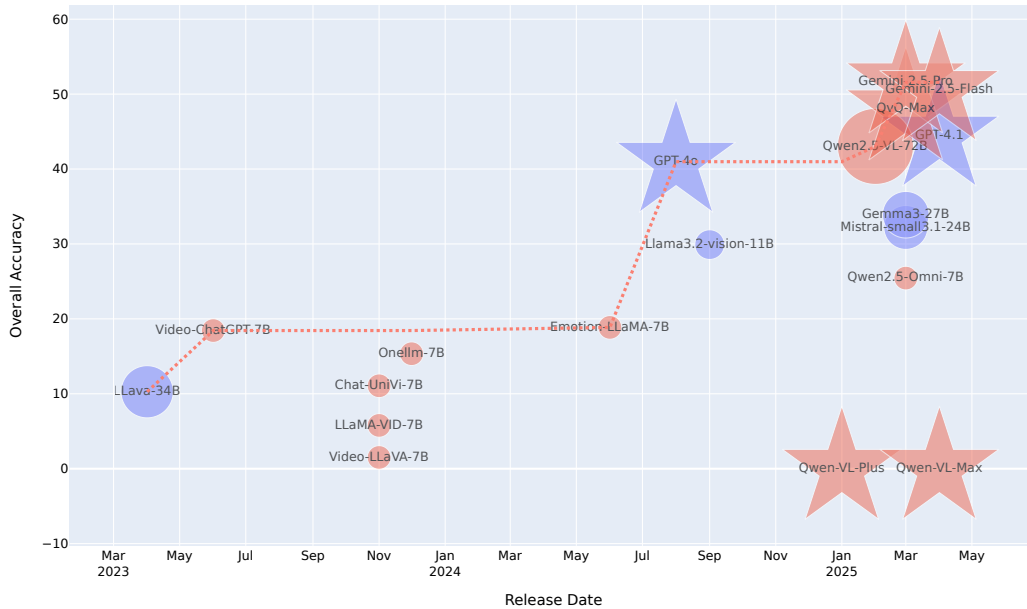


Figure 18: Performance comparison on EmotionHallucer-NoAudio. Blue denotes MLLMs that accept only the image modality, red denotes models capable of handling additional modalities (e.g., video, audio). Circles indicate known parameter sizes, while stars represent unknown sizes. The red dashed line marks the top-performing model of the current month.

Basic: Facial feedback hypothesis is the hypothesis that a posed facial expression of emotion can help generate an emotional feeling.

Hallucinated: Facial feedback hypothesis is the hypothesis that a posed facial expression of emotion has no effect on emotional feelings and is unrelated to emotional experience.

Basic: As suggested by the affect infusion model, the emotion humans feel at any moment influences how they react to other events, even if they are unrelated to whatever evoked their emotion.

Hallucinated: As suggested by the affect infusion model, the emotion humans feel at any moment influence how they react to other events, but only if those events are related to whatever evoked their emotion.

Figure 19: Two examples Basic-Hallucinated pair of Theory Hallucination.

Basic: Appraisal is cognitive evaluation of what a stimulus or situation means for one's goals, concerns, and well-being.

Hallucinated: Appraisal is cognitive evaluation of what a stimulus or situation means for one's emotional state.

Basic: Anxiety is a general expectation that something bad might happen, without identifying any particular danger.

Hallucinated: Anxiety is a general expectation that something good might happen, without identifying any particular danger.

Figure 20: Two examples Basic-Hallucinated pair of Definition Hallucination.

Basic: "Happiness" means different things to people in different cultures, even setting aside issues of language. People in many Asian cultures prefer a sense of contentment and knowledge that one has done one's duty toward family and community, whereas North Americans place greater value on excitement and achievement.

Hallucinated: "Happiness" means different things to people in different cultures, even setting aside issues of language. People in many North American cultures prefer a sense of contentment and knowledge that one has done one's duty toward family and community, whereas Asian culture place greater value on excitement and achievement.

Basic: Simply believing that you have some control over a situation can effectively reduce stress levels.

Hallucinated: Simply believing that you have no control over a situation can effectively reduce stress levels.

Figure 21: Two examples Basic-Hallucinated pair of Definition Hallucination.

Category Hallucination

Basic: The person exhibits a worried emotion.

Hallucinated: The person exhibits an angry emotion.



Figure 22: An example Basic-Hallucinated pair of Category Hallucination.

Intensity Hallucination

Review Text: As a poker enthusiast I was looking forward to seeing this movie - Especially as it had Scotty Nyugen in it.

Basically, Scotty Nyugens short spots in this film are all it has going for it.

The characters are unlikeable and annoying, the soundtrack is awful and the plot, well, there isn't one.

I honestly got a headache and found myself reading the barcode number on the DVD box after twenty minutes I was THAT bored. Its actually ashamed that Nyugen was in this movie as otherwise I wouldn't have wasted \$16 buying it off Ebay.

Take it from me - AVOID like 7 2 offsuit!!! Dire. :(

Basic: This review is a very negative sentiment, because ...

Hallucinated: This review is a slightly negative sentiment, because ...

Figure 23: An example Basic-Hallucinated pair of Intensity Hallucination.

Reasoning Hallucination

Basic: The man does not display obvious pride or shame about his retail job, instead adopting a defensive stance. From his firm posture and slight nod, it is evident that, despite considering it a step down, he remains composed. Even as his tone carries a hint of defensiveness, his brief pause before speaking suggests he acknowledges the perceived step down.

Hallucinated: The man displays obvious shame about his retail job. From his somewhat anxious posture and slight nod, it is evident that he considers it a step down and struggles to remain composed. His tone carries a hint of embarrassment, and his brief pause before speaking suggests he is unsure how to respond.

Basic: The red-haired woman looks to the side at 0:45 because she is calling the man's girlfriend a mean name and avoids looking at him. As she speaks, her gaze shifts away, her body angling slightly to avoid direct confrontation.

Hallucinated: The red-haired woman looks to the side at 0:45 because she is calling the man's girlfriend a mean name and avoids looking at him. As she speaks, her gaze shifts away, her breathing quickens, and her body angles slightly to avoid direct confrontation.






Figure 24: An example Basic-Hallucinated pair of Reasoning Result and Cue Hallucination.

F Ethical Statement

This work complies with ethical standards for AI research. All datasets used in this study are publicly available and were originally released under appropriate research or academic licenses. No private or sensitive personal data were involved. Our benchmark focuses on evaluating emotional hallucinations in language and multimodal models; however, we acknowledge the subjective and culturally nuanced nature of emotion, and we caution against overinterpreting model outputs in high-stakes or sensitive applications. Furthermore, hallucinations in emotional reasoning may lead to miscommunication or emotional misjudgment, particularly in domains such as mental health, education, or human-computer interaction. We encourage future work to incorporate robust safety checks, human oversight, and culturally inclusive evaluations when deploying such models in real-world scenarios.