

Learning to Insert for Constructive Neural Vehicle Routing Solver

Fu Luo¹, Xi Lin², Mengyuan Zhong³, Fei Liu², Zhenkun Wang^{1*}, Jianyong Sun³, Qingfu Zhang²

¹ School of Automation and Intelligent Manufacturing

& Department of Computer Science and Engineering,

Southern University of Science and Technology, Shenzhen, China

² Department of Computer Science, City University of Hong Kong, Hong Kong SAR, China

³ School of Mathematics and Statistics, Xi'an Jiaotong University, Xi'an, China

luof2023@mail.sustech.edu.cn, xi.lin@my.cityu.edu.hk, my.zhong@stu.xjtu.edu.cn,

fliu36-c@my.cityu.edu.hk, wangzhenkun90@gmail.com,

jy.sun@xjtu.edu.cn, qingfu.zhang@cityu.edu.hk

Abstract

Neural Combinatorial Optimisation (NCO) is a promising learning-based approach for solving Vehicle Routing Problems (VRPs) without extensive manual design. While existing constructive NCO methods typically follow an appending-based paradigm that sequentially adds unvisited nodes to partial solutions, this rigid approach often leads to suboptimal results. To overcome this limitation, we explore the idea of insertion-based paradigm and propose Learning to Construct with Insertion-based Paradigm (L2C-Insert), a novel learning-based method for constructive NCO. Unlike traditional approaches, L2C-Insert builds solutions by strategically inserting unvisited nodes at any valid position in the current partial solution, which can significantly enhance the flexibility and solution quality. The proposed framework introduces three key components: a novel model architecture for precise insertion position prediction, an efficient training scheme for model optimization, and an advanced inference technique that fully exploits the insertion paradigm's flexibility. Extensive experiments on both synthetic and real-world instances of the Travelling Salesman Problem (TSP) and Capacitated Vehicle Routing Problem (CVRP) demonstrate that L2C-Insert consistently achieves superior performance across various problem sizes.

1 Introduction

The vehicle routing problem (VRP) [1] is an important combinatorial optimization problem with extensive real-world applications in domains such as transportation [2], logistics [3], and circuit design [4]. Due to its NP-hard nature [5], obtaining exact VRP solutions is computationally difficult [5]. The existing approaches, therefore, focus on finding approximate solutions within a practical runtime using problem-specific heuristics. However, designing these heuristics requires substantial domain expertise. Recently, Neural Combinatorial Optimization (NCO) methods have emerged as a promising alternative, as they can leverage neural networks to automatically learn effective heuristics from data, thereby significantly reducing the need for extensive manual design [6–18].

Among NCO methods, constructive approaches have attracted considerable research interest [6, 9, 19, 10, 13, 14, 20–22]. These methods typically employ an appending-based constructive paradigm that sequentially selects unvisited nodes and appends them to the end of the current partial solution. This

*Corresponding author

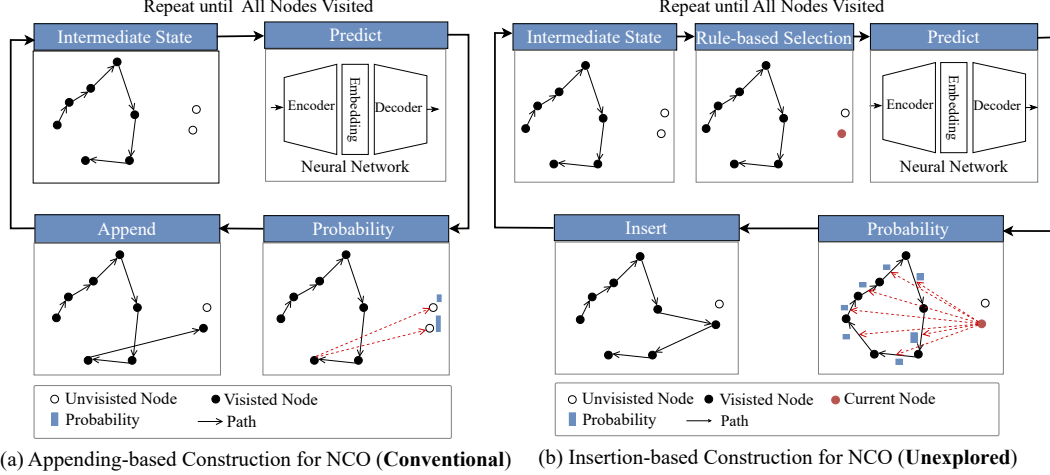


Figure 1: **Appending-based construction vs. Insertion-based construction.** Given the same intermediate state in the construction process: **(a)** The appending-based paradigm restricts the addition of a selected node exclusively to the end of the current partial solution. This inflexibility leads to path intersections, a common cause of suboptimal solutions. **(b)** In contrast, the insertion-based construction offers greater flexibility by allowing the selected node to be inserted into any feasible position within the partial solution. Such flexibility is crucial for avoiding the intersections and thereby enhancing the potential for generating high-quality solutions.

paradigm is inspired by the sequence-to-sequence framework [23] in natural language processing (NLP), where the model encodes an input sequence into an embedding and then autoregressively generates an output sequence based on this representation. Vinyals et al. [6] pioneered this adaptation through their Pointer Networks (Ptr-Nets), which established the first sequence-to-sequence framework specifically for neural combinatorial optimization. Subsequent research has further advanced constructive NCO methods within this appending-based paradigm, with improvements focusing on model training techniques [7] and architectural enhancements [9]. However, appending-based methods suffer from a fundamental limitation due to their strict operational constraint that only permits adding new nodes to the end of the current partial solution. This constraint prevents potentially more effective modifications and often leads to suboptimal partial solutions caused by early greedy decisions.

The insertion-based paradigm offers a more effective alternative for addressing VRPs [24, 25]. This approach constructs solutions by sequentially inserting an unvisited node into any valid position within the current partial solution, which potentially offers greater flexibility and yields higher-quality solutions than the appending-based paradigm. For example, as shown in Figure 1, given the same intermediate state in the construction process, the rigid sequential nature of the appending paradigm can only add the selected node to the end of the solution, leading to path intersections and a suboptimal solution. In contrast, the insertion-based construction allows for the flexible placement of the selected node into any feasible position within the partial solution path, thereby avoiding such intersections and holding the potential to generate higher-quality solutions. Despite these clearly demonstrated benefits, the insertion-based constructive approach has remained unexplored in NCO for VRPs in the past decade. A comprehensive review of constructive NCO methods can be found in Appendix A.

To bridge this research gap, this work proposes Learning to Construct with Insertion-based Paradigm (L2C-Insert), a novel insertion-based learning framework for constructive NCO. To the best of our knowledge, L2C-Insert represents the first learning-driven, insertion-based framework specifically designed for solution construction in NCO. Our main contributions can be summarized as follows:

- We propose a novel model architecture, an effective training scheme, and a powerful inference technique for the L2C-Insert framework. Together, these components are crucial for enabling the L2C-Insert framework to achieve robust performance.
- We develop a supervised learning based training scheme tailored for the efficient learning of the L2C-Insert model. Building on the inherent flexibility of the insertion paradigm,

we further propose an insertion-based local reconstruction mechanism to enhance model performance during inference.

- We conduct comprehensive experiments to explore the advantages of the L2C-Insert framework on both synthetic and real-world benchmarks. The results demonstrate that our L2C-Insert method achieves outstanding performance on TSP and CVRP instances with sizes ranging from 100 to 100K nodes.

2 Preliminaries

2.1 VRP Formulation

A VRP instance S can be represented as a graph containing n nodes, where each node $i \in \{1, \dots, n\}$ is represented by a feature vector $s_i \in \mathbb{R}^{d_s}$. For example, in the TSP, s_i typically corresponds to the 2D coordinates of node i . A solution to a VRP instance specifies the sequence, or set of sequences (routes/tours), in which nodes are visited. For example, in the TSP case, a solution is a single tour that can be represented as a permutation of all n nodes: $\pi = (\pi_1, \dots, \pi_t, \dots, \pi_n)$, where each element $\pi_t \in \{1, \dots, n\}$ is a distinct node. The objective in solving VRPs is generally to minimize the cost of the solution, which often corresponds to the total Euclidean length of the tour(s). A VRP solution is considered feasible if it satisfies all problem-specific constraints. For example, in the TSP, a feasible solution must visit each node in the graph exactly once. Constraints in the CVRP additionally include vehicle capacity limits, which are further detailed in Appendix B.

2.2 Appending-based Construction for Solving VRPs

The appending-based constructive heuristic is a prominent approach that NCO methods frequently leverage for solving VRPs [6, 9, 10, 13–15, 26, 27, 16]. Initializing with an empty solution, this heuristic constructs the solution to a given instance by sequentially appending unvisited nodes to the end of the current partial solution until all nodes are visited. At each construction step, it selects a node from the set of unvisited nodes to append, based on a specified strategy. A common selection strategy is to choose the unvisited node that has the smallest Euclidean distance to the last node in the current partial solution. However, this simple selection strategy typically leads to solutions with relatively low quality. The existing learning-based constructive NCO methods focus on using neural networks to learn more effective selection strategies capable of generating near-optimal solutions.

2.3 Insertion-based Construction for Solving VRPs

The insertion-based constructive heuristic, though well-established in Operations Research for solving VRPs [28, 29, 25], has not been explored for constructive NCO. Similar to the appending-based approach, this heuristic begins with an empty solution and iteratively incorporates unvisited nodes into the partial route until all nodes are included. Unlike simple appending, this method permits insertion of unvisited nodes at any valid position within the current partial solution. Each construction step involves two critical decisions: first, selecting an unvisited node for insertion, and second, identifying the proper position within the current partial solution for insertion. Typical node selection strategies include random selection from the unvisited set or choosing the node closest to the previously inserted node. Regarding position selection, a common heuristic is to choose the insertion node that minimizes the increase in the total solution cost (e.g., tour length) upon inserting the selected node. Our work mainly focuses on leveraging neural networks to learn more effective position selection strategies to generate high-quality solutions.

3 L2C-Insert: Learning to Construct in Insertion Paradigm

This section proposes the L2C-Insert framework for learning the insertion-based construction heuristic, which integrates three key components: (1) a novel model architecture, (2) an effective training scheme, and (3) a powerful inference technique. We demonstrate this framework through solving TSP, and the required adaptations for solving CVRP are provided in Appendix B.

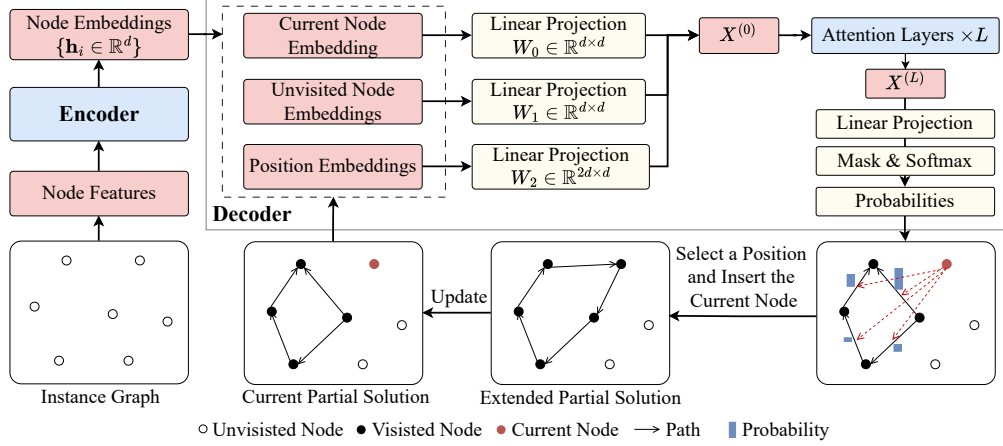


Figure 2: **Model Structure of L2C-Insert.** (a) **Encoding:** At the beginning of solution construction, the encoder transforms each node’s feature vector into a d -dimensional node embedding $\mathbf{h}_i \in \mathbb{R}^d$. (b) **Decoding:** At construction step t , the decoder maintains three embeddings for 1) the current node (the node to be inserted), 2) unvisited nodes, and 3) the positions in the partial solution, where each position embedding is created by horizontally concatenating the embeddings of adjacent visited nodes. Each embedding type undergoes separate linear transformations before being collectively processed through L stacked attention layers. The final insertion probabilities are obtained by applying a linear projection followed by a masked softmax operation to the refined embeddings.

3.1 Model Structure

Similar to the appending-based constructive NCO models, our L2C-Insert model utilizes an encoder-decoder framework, with the decoder features with multiple attention layers [30] for the promising learning ability [13, 14] as shown in Figure 2.

Encoder The encoder contains a linear projection layer followed by an attention layer. For a problem instance S with n nodes, each node’s feature vector $\mathbf{s}_i \in \mathbb{R}^{d_s}$ (where $i = 1, \dots, n$) is first transformed into an initial node embedding $\mathbf{h}_i^0 \in \mathbb{R}^d$, where d denotes the embedding dimension. These initial embeddings are subsequently updated through the attention layer [10, 13] to produce the refined embeddings $\mathbf{h}_i \in \mathbb{R}^d$, which is the output of the encoder.

Decoder At construction step t , the decoder receives the embeddings of all nodes, denoted as $\mathbf{h}_i \in \mathbb{R}^d, i = 1, \dots, n$, the current partial solution $(\pi_1, \pi_2, \dots, \pi_{t-1})$, and the set of unvisited nodes $\{u_j, u_j \notin \{\pi_{1:t-1}\}\}$. To compute the probability of insertion at the current step, embeddings for three distinct inputs are required: 1) the current node (the node to be inserted), 2) unvisited nodes, and 3) the positions in the partial solution.

First of all, the unvisited node with the minimum Euclidean distance to the previously inserted node is selected as the current node to be inserted, of which the embedding is denoted as \mathbf{h}_{u_c} . Secondly, the embeddings of the remaining unvisited nodes can be denoted as $H_u = \{\mathbf{h}_{u_j}, u_j \notin \{\pi_{1:t-1}\}, u_j \neq u_c\}$. Two learnable linear projections $W_0 \in \mathbb{R}^{d \times d}$ and $W_1 \in \mathbb{R}^{d \times d}$ are applied to the current node’s embedding and each unvisited node’s embedding, respectively. Thirdly, to generate the embedding of a potential insertion position within the partial solution, the embeddings of adjacent visited nodes are horizontally concatenated. Given the set of visited node embeddings $\{\mathbf{h}_{\pi_i}\}$, the embedding for the insertion position in the solution segment (π_i, π_{i+1}) is computed as:

$$\mathbf{e}_{\pi_i} = W_2 \begin{cases} [\mathbf{h}_{\pi_i}, \mathbf{h}_{\pi_{i+1}}] & i \in \{1 : t-2\}, \\ [\mathbf{h}_{\pi_{t-1}}, \mathbf{h}_{\pi_1}] & i = t-1, \end{cases} \quad (1)$$

where $[\cdot, \cdot]$ represents the horizontal concatenation operator. This operator produces an initial $2d$ -dimensional initial insertion position embedding, which is subsequently projected to a d -dimensional vector via the trainable matrix $W_2 \in \mathbb{R}^{2d \times d}$ to maintain dimensional consistency with node embeddings. The set of position embeddings is denoted as $H_e = \{\mathbf{e}_{\pi_i}, i \in \{1 : t-1\}\}$.

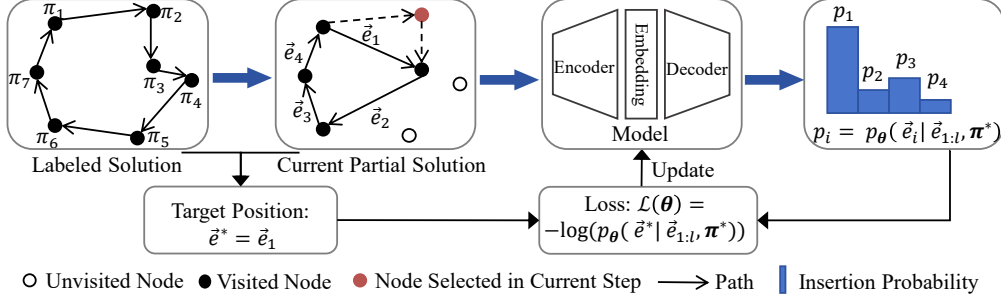


Figure 3: **Training Scheme for L2C-Insert Model.** The model learns to sequentially insert the current node into the target position in the partial solution. The target position for the current node is determined by its adjacent visited nodes in the original labeled solution. The training objective is to maximize the probability of the model predicting the correct target insertion position, as defined by the provided loss function.

Then, these embeddings together are refined by L stacked attention layers. The first layer receives input $X^{(0)} = \{\mathbf{h}_c, H_e, H_u\}$, with each subsequent j -th attention layer processing the output from the $(j - 1)$ -th layer, culminating in the final output $X^{(L)}$. Then, a linear projection and softmax function are applied to $X^{(L)}$ to compute the insertion probabilities of the current node into all valid positions. The masking operation assigns $-\infty$ to invalid positions (those corresponding to the current node and non-visited nodes) to ensure proper probability normalization over valid insertion locations. The inserting probability p_i is calculated as:

$$\begin{aligned} x_i &= X_i^{(L)} W_f + b_f, \\ a_i &= \begin{cases} x_i & \forall i \in \{\pi_{1:t-1}\}, \\ -\infty & \text{otherwise,} \end{cases} \\ \mathbf{p} &= \text{Softmax}(\mathbf{a}), \end{aligned} \quad (2)$$

where $W_f \in \mathbb{R}^{d \times 1}$ and $b_f \in \mathbb{R}^1$ are learnable parameters. Each $p_i \in \mathbf{p}$ denotes the probability of inserting the current node between consecutive nodes (π_i, π_{i+1}) in the partial solution. The decoder executes this sampling-and-insertion procedure n times to construct the complete solution $\{\pi_1, \dots, \pi_n\}$.

3.2 Training Scheme

Constructive NCO models typically adopt either reinforcement learning (RL) or supervised learning (SL) methods for training. The SL-based method can effectively train the model with a heavy decoder, whereas the RL-based method is not capable, as indicated by Luo et al. [13]. Since our model utilizes an insertion-based construction process, which differs significantly from the traditional appending-based approaches, we redefine the SL-based training scheme as follows.

For a problem instance with n nodes and its labeled solution π^* (e.g., an optimal tour), we first randomly select a node as the initial partial solution while designating the remaining nodes as unvisited. Guided by the original labeled solution, the model then learns to sequentially re-insert these unvisited nodes into their target positions within the evolving partial solution. The target position for an unvisited node is defined by the two visited nodes in the current partial solution that are adjacent to this unvisited node in the complete labeled solution. For example, consider the partial solution illustrated in Figure 3, where π_2 represents the current node. After excluding the unvisited nodes π_4 and π_5 , the two visited nodes adjacent to π_2 in the labeled solution are π_1 and π_3 . Therefore, the target position is $\vec{e}^* = \vec{e}_1 = (\pi_1, \pi_3)$. The loss function is then computed as:

$$\mathcal{L}(\theta) = -\log p_\theta(\vec{e}^* | \vec{e}_{\pi_{1:l}}, \pi^*), \quad (3)$$

where $\{\vec{e}_{\pi_{1:l}}\}$ is the set of positions in the current incomplete solution, $\vec{e}^* \in \{\vec{e}_{\pi_{1:l}}\}$ is the target position, and $p_\theta(\vec{e}^* | \vec{e}_{\pi_{1:l}}, S)$ is the probability of inserting the current node into target position predicted by the model parameterized by θ . Subsequently, the model parameters are optimized using a gradient-based algorithm (e.g., Adam [31]) to minimize the loss function. Through this

training process, the model progressively learns to accurately position previously unvisited nodes into their correct positions within the solution sequence, ultimately acquiring the capability to generate high-quality solutions.

3.3 Insertion-based Local Reconstruction

For NCO, local reconstruction techniques are widely employed during the inference phase to improve solution quality through iterative refinement of local solution segments [32, 33, 13, 34]. While these methods can effectively trade computational time for enhanced solution quality, they face inherent limitations when applied to appending-based constructive models. Specifically, the constraint of using sequence-based destruction strategies severely limits both the destruction space and the subsequent reconstruction action space, often trapping solutions in local optima. For example, consider a suboptimal solution wherein two nodes are neighbors in terms of the geometric distance but are distant in their relative sequence positions. Under sequence-based deconstruction, such nodes have a low probability of being in the same destruction space. Consequently, if an optimal solution requires these two nodes to be adjacent, the subsequent reconstruction step is unlikely to reconnect them, thereby causing the suboptimal solution to stall in a local optimum.

To overcome this limitation, we propose an insertion-based local reconstruction method that exploits the inherent flexibility of the insertion paradigm through a distance-based deconstruction strategy, which can enable more effective reconstruction and consequently enhance the model performance. The iterative local reconstruction process alternates between destruction and reconstruction phases. **(1) Destruction Phase:** The solution is destroyed based on the distance-based proximity of nodes. The process begins by randomly selecting a node from the current solution, followed by identification and removal of its α -nearest neighbors, which transition to unvisited nodes. The remaining solution segments automatically form a new reduced loop solution. Here, α represents the destruction size. For example, given a TSP10 solution $(\pi_1, \pi_2, \dots, \pi_{10})$ where π_5 is randomly selected with its 3-nearest neighbors $\{\pi_2, \pi_7, \pi_8\}$, the removal of π_5 and $\{\pi_2, \pi_7, \pi_8\}$ yields the looped solution $(\pi_1, \pi_3, \pi_4, \pi_6, \pi_9, \pi_{10})$. **(2) Reconstruction Phase:** The model sequentially inserts the unvisited nodes into this partial solution. Once all nodes are re-inserted, the newly generated solution is compared against its predecessor, and the superior solution is retained for subsequent iterations. This iterative process continues until a predefined computational budget (e.g., a maximum number of iterations) is exhausted.

4 Experiments

In this section, we empirically evaluate the L2C-Insert framework on both synthetic and real-world benchmark TSP and CVRP datasets of various scales. We then conduct ablation studies to verify the effect of the proposed framework’s critical components.

Datasets Following the standard data generation procedure from prior work [9], we generate datasets for both TSP and CVRP problems. **(1) Training Datasets:** For each problem (TSP and CVRP), we create training datasets consisting of one million 100-node instances. We obtain optimal solutions for these instances using Concorde [35] for TSP and HGS [36] for CVRP. **(2) Test Datasets:** Consistent with established practices [37, 13, 38, 39], we generate five synthetic test datasets with instance sizes ranging from 100 to 100K nodes (100, 1K, 10K, 50K, and 100K). We denote TSP and CVRP instances with N nodes as TSP N and CVRP N (e.g., TSP100, CVRP100). The dataset composition is as follows: For TSP, the TSP100 and TSP1K datasets contain 10,000 and 128 instances, respectively, while larger-scale datasets (10K, 50K, 100K nodes) each have 16 instances. CVRP datasets follow a similar structure, with the exception that CVRP1K contains 100 instances, as specified in [38]. Following Hou et al. [38], we set vehicle capacities to 50 for CVRP100, 200 for CVRP1K, and 300 for larger-scale instances. To evaluate our method on real-world large-scale instances, we also collect 49 symmetric TSP instances and 100 CVRP instances with EUC_2D features and $\leq 1K$ nodes from TSPLIB [40] and CVRPLIB Set-X [41], respectively.

Model Setting & Training The embedding dimension is set to $d = 128$, the hidden dimension of the feed-forward layer is set to 512, the query dimension d_q is set to 16, and the head number in multi-head attention is set to 8. We set the number of attention layers in the decoder to $L = 9$ following [14]. Both the TSP and CVRP models are trained on one million instances of size 100.

Table 1: Results on synthetic TSP and CVRP instances. Results marked with an asterisk (*) are from the original paper. The best results are bold. OOM: The method triggered an out-of-memory condition.

Method	TSP100			TSP1K			TSP10K		
	Length	Gap	Time	Length	Gap	Time	Length	Gap	Time
LKH3	7.76325	0.000%	56m	23.119	0.000%	8.2h	71.778	0.000%	8.8h
Concorde	7.76324	0.000%	34m	23.118	-0.003%	7.8h	72	0.310%	22.4h
Att-GCN+MCTS*	7.764	0.037%	15m	23.863	3.224%	13m	74.93	4.390%	1.8h
DIFUSCO*	7.78	0.240%	-	23.56	1.900%	12.1m	73.62	2.580%	47m
T2T*	7.76	0.060%	-	23.3	0.780%	54.7m	-	-	-
NeurOpt	7.765	0.023%	1.8h	307.578	> 100%	3h	-	-	-
SO-mixed*	-	-	-	23.766	2.800%	55.5m	74.299	3.517%	2.034h
H-TSP	-	-	-	24.718	6.912%	34s	77.75	8.320%	25m
GLOP	7.767	0.048%	1.4h	23.84	3.119%	2.4m	75.04	4.545%	25m
UDC- \mathbf{x}_{50} ($\alpha = 50$)	7.788	0.319%	1.38h	23.53	1.782%	6.21m	OOM	OOM	OOM
POMO aug $\times 8$	7.774	0.138%	0.7m	32.5	40.577%	6.1m	OOM	OOM	OOM
INViT-3V aug $\times 16$	7.92	2.019%	3.02h	24.343	5.299%	30.43m	76.494	6.570%	1.19h
ELG	7.781	0.229%	2.2m	25.738	11.328%	1.3m	OOM	OOM	OOM
BQ bs16	7.764	0.010%	20m	23.432	1.354%	21m	OOM	OOM	OOM
LEHD RRC1000	7.76337	0.0016%	2.3h	23.288	0.731%	5.2h	80.9	12.709%	3.6h
L2C-Insert Greedy	7.799	0.459%	0.86m	24.218	4.754%	0.35m	77.343	7.754%	1.06m
L2C-Insert ($I=100$)	7.764	0.0038%	47.9m	23.414	1.275%	4.79m	75.603	5.329%	2.58m
L2C-Insert ($I=200$)	7.76336	0.0014%	1.62h	23.339	0.952%	9.52m	74.733	4.117%	4.14m
L2C-Insert ($I=500$)	7.76328	0.0005%	4.0h	23.265	0.633%	22.94m	73.812	2.834%	8.73m
L2C-Insert ($I=1000$)	7.76326	0.0002%	8.0h	23.230	0.481%	46.4m	73.270	2.079%	16.64m

Method	CVRP100			CVRP1K			CVRP10K		
	Length	Gap	Time	Length	Gap	Time	Length	Gap	Time
HGS	15.56	0.000%	4.5h	41.161	0.000%	5h	226.177	0.000%	8h
LKH3	15.65	0.540%	12h	42.156	2.416%	6.1h	290.575	28.472%	10.3h
NeurOpt	15.66	0.627%	3h	-	-	-	-	-	-
GLOP-G (LKH3)	-	-	-	45.753	11.154%	1.93m	276.252	22.140%	27.98m
UDC- \mathbf{x}_{50} ($\alpha = 50$)	16.291	4.699%	2.69h	43.583	5.884%	11.96m	OOM	OOM	OOM
POMO aug $\times 8$	15.75	1.230%	0.86m	100.990	>100%	5.83m	OOM	OOM	OOM
INViT-3V aug $\times 16$	16.538	6.282%	3.93h	46.607	13.230%	26.97m	275.691	21.892%	1.28h
ELG	15.84	1.760%	3.4m	46.847	13.812%	3.16m	277.685	22.773%	11.92m
BQ bs16	15.81	1.560%	18m	43.121	4.762%	15m	275.494	21.805%	1.36h
LEHD RRC1000	15.63	0.420%	2.0h	42.408	3.028%	4.15h	248.604	9.916%	8.1h
L2C-Insert Greedy	16.169	3.892%	1.4m	44.458	8.009%	1.17m	255.356	12.901%	2.88m
L2C-Insert ($I=100$)	15.700	0.877%	1.0h	43.868	6.574%	12.08m	253.462	12.063%	5.75m
L2C-Insert ($I=200$)	15.667	0.664%	2.0h	43.677	6.113%	24.66m	252.021	11.426%	9.02m
L2C-Insert ($I=500$)	15.640	0.493%	5.3h	43.416	5.478%	1.05h	248.987	10.085%	19.03m
L2C-Insert ($I=1000$)	15.627	0.413%	10.6h	43.152	4.836%	2.05h	245.732	8.646%	34.72m

For training, we employ the Adam optimizer [31] with an initial learning rate of 1×10^{-4} , decaying by a factor of 0.97 after each epoch. The TSP and CVRP models undergo 50 training epochs with a batch size of 1024, respectively. All experiments, including training, testing, and evaluation, are conducted on a single NVIDIA GeForce RTX 4090 GPU with 24 GB of memory to ensure consistent computational conditions.

Baselines We compare L2C-Insert with a comprehensive set of baseline methods including (1) **Classical Solvers:** Concorde [35], LKH3 [42], and HGS [36]; (2) **Constructive NCO Methods:** POMO [10]; BQ [14], LEHD [13], INViT [43], and ELG [15]. (3) **Heatmap-based NCO Methods:** Att-GCN+MCTS [37], DIFUSCO [44], and T2T [45]; (4) **Two-stage NCO Methods:** H-TSP [46], SO-mixed [47], GLOP [34], and UDC [34]; (5) **Improvement-based NCO Methods:** NeurOpt [48]. We refer to Appendix C for implementation details of these baselines.

Inference & Metrics For inference, the L2C-Insert model first generates an initial solution through greedy rollout, then progressively refines solution quality via insertion-based local reconstruction. The number of iterations is denoted as “ I ”. Following [14], we accelerate inference by processing only the k -nearest unvisited nodes and positions of the current node, with k set to 100 for TSP and 200 for CVRP. To further accelerate this process, we limit the local reconstruction destruction size α

Table 2: Results on synthetic TSP and CVRP instances with 50K/100K nodes. The best results are bold.

Method	TSP50K			TSP100K		
	Length	Gap	Time	Length	Gap	Time
LKH3	159.93	0.000%	160h	225.99	0.000%	400h
GLOP	168.09	5.102%	24m	237.61	5.142%	1.04h
INVit greedy	171.42	7.184%	20.8h	242.26	7.199%	80h
LEHD RRC1000	OOM	OOM	OOM	OOM	OOM	OOM
L2C-Insert Greedy	171.778	7.408%	5.28m	242.757	7.419%	10.53m
L2C-Insert ($I=200$)	169.802	6.173%	8.35m	241.194	6.728%	13.60m
L2C-Insert ($I=1000$)	166.063	3.835%	20.83m	237.109	4.920%	26.07m
Method	CVRP50K			CVRP100K		
	Length	Gap	Time	Length	Gap	Time
HGS	1081.0	0.000%	64h	2087.5	0.000%	100.8h
INVit-3V greedy	1331.1	23.136%	46.4h	2683.4	28.546%	93h
BQ bs16	OOM	OOM	OOM	OOM	OOM	OOM
LEHD RRC1000	OOM	OOM	OOM	OOM	OOM	OOM
L2C-Insert Greedy	1188.084	9.906%	14.49m	2271.292	8.804%	29.95m
L2C-Insert ($I=200$)	1184.744	9.597%	20.90m	2268.146	8.654%	37.67m
L2C-Insert ($I=1000$)	1174.208	8.622%	47.63m	2258.005	8.168%	1.16h

Table 3: Comparison result for appending- and insertion-based constructive heuristics on TSPLIB and CVRPLIB instances.

Method	TSPLIB			CVRPLIB		
	$N \leq 200$	$200 < N \leq 1K$	All	$N \leq 200$	$200 < N \leq 1K$	All
NeurOpt	9.456%	26.345%	16.350%	24.878%	25.301%	25.190%
UDC- x_{250} ($\alpha = 50$)	0.533%	6.578%	3.072%	9.635%	8.864%	9.033%
GLOP	0.561%	2.012%	1.153%	-	-	-
INVit-3V $\text{aug} \times 16$	2.238%	5.654%	3.673%	8.231%	11.504%	10.784%
ELG	1.180%	5.910%	3.111%	4.510%	7.752%	7.039%
POMO $\text{aug} \times 8$	2.022%	21.447%	9.951%	6.869%	46.984%	38.159%
BQ bs16	1.289%	1.946%	1.557%	7.661%	8.195%	8.078%
LEHD RRC1000	0.215%	0.620%	0.380%	2.022%	3.932%	3.512%
L2C-Insert ($I=1000$)	0.197%	0.468%	0.308%	1.604%	3.651%	3.201%

to 300 across all instances. Following [34], to enhance the consistency of inputs for our model on large-scale instances with more than 1K nodes, we employ min-max feature scaling, which adjusts the x-axis and y-axis coordinate values to the interval $[0, 1]$. A hyperparameter study and discussion on these settings are provided in Appendix D. For performance evaluation, we measure: 1) average tour length (Length), 2) performance gap relative to baseline solvers (Gap), and 3) total inference time (Time). Note that reported inference times for classical CPU-based solvers are not directly comparable to GPU-executed learning-based methods.

4.1 Comparative Results

Tables 1 and 2 present the comparative results on uniformly distributed TSP and CVRP instances scaling from 100 to 100K nodes. These results show that L2C-Insert consistently achieves outstanding performance across these scales with a reasonable runtime. On TSP100, L2C-Insert ($I=200$) reduces the gap of the advanced NCO baseline LEHD+RRC1000 by 12.5% with a speedup of $1.4\times$. On TSP1K, L2C-Insert ($I=1000$) achieves a significant reduction of 34.2% while with a speedup of $6.7\times$ compared to LEHD+RRC1000. On TSP10K, L2C-Insert ($I=1000$) outperforms the strong heatmap-based solver DIFUSCO and two-stage solver GLOP with 19.4% and 54.3% gap reduction, while with $2.8\times$ and $1.5\times$ speedup, respectively. On TSP50K and TSP100K, L2C-Insert ($I=200$) outperforms the two-stage NCO method GLOP with a gap reduction of 24.8% and 4.3%, respectively. On CVRP100, L2C-Insert ($I=1000$) outperforms LEHD RRC1000 by 1.7%, and on CVRP1K it achieves a competitive gap while with a speedup of $8.7\times$. On CVRP10K, L2C-Insert ($I=1000$) outperforms LEHD RRC1000 with a speed-up of $14\times$. On CVRP50K and CVRP100K, L2C-Insert using greedy rollout achieves significant gap reductions of 62.7% and 71.4% compared to INVit, respectively. Overall, our method shows good scalability and can achieve outstanding performance across small-scale to very large-scale problem instances with up to 100K nodes. The experimental

results on real-world TSPLIB and CVRPLIB instances are provided in Table 3. These results show that L2C-Insert consistently outperforms representative neural solvers on all instance groups, demonstrating robust generalization ability.

4.2 Ablation Study

Learning to Append vs. Learning to Insert We conduct a comparative evaluation between two constructive NCO approaches: learning to append (L2C-Append) and learning to insert (L2C-Insert). While L2C-Append shares a similar model architecture with L2C-Insert, it utilizes an appending construction framework akin to LEHD [13]. Both models are trained on TSP100 under identical budgets and subsequently evaluated on TSP100, TSP1K, and TSP10K datasets. For inference, we apply local reconstruction with 200 and 1000 iterations using the aforementioned settings. As detailed in Table 4, L2C-Insert, with only 200 reconstruction iterations, outperforms L2C-Append even when the latter uses 1000 iterations of local reconstruction while also consuming less runtime. Remarkably, L2C-Insert ($I=1000$) outperforms L2C-Append ($I=1000$) by achieving substantial gap reductions of at least 50.6% on these datasets. These findings highlight that the L2C-Insert framework’s greater flexibility in solution construction directly contributes to its superior performance.

Table 4: Appending-based Construction vs. Insertion-based Construction. The best gap is indicated in bold, and the second-best is underlined.

Method		TSP100		TSP1000		TSP10000	
		Gap	Time	Gap	Time	Gap	Time
L2C-Append	($I=200$)	0.00489%	28.03m	1.159%	3.49m	22.986%	4.11m
	($I=1000$)	0.00144%	2.28h	0.974%	16.88m	12.881%	16.30m
L2C-Insert	($I=200$)	0.00142%	1.62h	0.952%	9.52m	4.117%	4.14m
	($I=1000$)	0.00017%	8h	0.481%	46.4m	2.079%	16.64m

Effect of Destruction Strategy We ablate the effect of distance-based strategies on local reconstruction. Specifically, on TSP1K and TSP10K, we test the L2C-Insert model using local reconstruction ($I=1000$) with the distance-based and sequence-based destruction separately. As demonstrated in Table 5, the distance-based destruction strategy achieves substantially better performance, indicating its greater effectiveness in helping local reconstruction escape local optima.

Table 5: Effect of deconstruction strategy.

Method	TSP1000 Gap	TSP10000 Gap
Sequence-based	1.182%	6.980%
Distance-based	0.481%	2.079%

Additional Analysis & Discussion We further investigate the impact of: 1) different distinct distance metrics (Euclidean vs. Polar Angle); 2) the use of different node selection strategies (Random vs. Nearest); 3) the incorporation of Positional Encodings [30] into embeddings of positions within the partial solution; 4) the exclusion of unvisited nodes as decoder input; and 5) the use of different backbone models for L2C-Insert framework. Detailed results and the corresponding discussion are provided in Appendix E.

5 Conclusion, Limitation, and Future Work

Conclusion In this work, we propose L2C-Insert, a novel learning to insert framework to explore the potential of the insertion paradigm for constructive NCO. By strategically inserting unvisited nodes at any valid position within the partial solution, L2C-Insert can flexibly construct high-quality solutions for routing problems. Extensive comparisons with advanced neural solvers demonstrate L2C-Insert’s outstanding performance on TSP and CVRP.

Limitation and Future Work Although L2C-Insert has demonstrated outstanding performance, its performance could be further boosted through the development of more effective model architectures. These improved architectures would better capture the intricate relationships between current nodes, unvisited nodes, and positions within partial solutions. Extending the L2C-Insert framework to address a broader range of combinatorial optimization problems is also a promising research direction in future work.

References

- [1] Bruce L Golden, S Raghavan, and Edward A Wasil. *The Vehicle Routing Problem: Latest Advances and New Challenges*, volume 43. Springer Science & Business Media, 2008.
- [2] Victor Pillac, Michel Gendreau, Christelle Guéret, and Andrés L Medaglia. A review of dynamic vehicle routing problems. *European Journal of Operational Research*, 225(1):1–11, 2013.
- [3] Grigorios D Konstantakopoulos, Sotiris P Gayialis, and Evripidis P Kechagias. Vehicle routing problem and related algorithms for logistics distribution: A literature review and classification. *Operational research*, 22(3):2033–2062, 2022.
- [4] Jennifer AN Brophy and Christopher A Voigt. Principles of genetic circuit design. *Nature methods*, 11(5): 508–520, 2014.
- [5] Giorgio Ausiello, Pierluigi Crescenzi, Giorgio Gambosi, Viggo Kann, Alberto Marchetti-Spaccamela, and Marco Protasi. *Complexity and approximation: Combinatorial optimization problems and their approximability properties*. Springer Science & Business Media, 2012.
- [6] Oriol Vinyals, Meire Fortunato, and Navdeep Jaitly. Pointer networks. In *Advances in Neural Information Processing Systems*, volume 28, 2015.
- [7] Irwan Bello, Hieu Pham, Quoc V Le, Mohammad Norouzi, and Samy Bengio. Neural combinatorial optimization with reinforcement learning. *arXiv preprint arXiv:1611.09940*, 2016.
- [8] Mohammadreza Nazari, Afshin Oroojlooy, Lawrence Snyder, and Martin Takác. Reinforcement learning for solving the vehicle routing problem. In *Advances in Neural Information Processing Systems*, volume 31, 2018.
- [9] Wouter Kool, Herke van Hoof, and Max Welling. Attention, learn to solve routing problems! In *International Conference on Learning Representations*, 2019.
- [10] Yeong-Dae Kwon, Jinho Choo, Byoungjip Kim, Iljoo Yoon, Youngjune Gwon, and Seungjai Min. Pomo: Policy optimization with multiple optima for reinforcement learning. In *Advances in Neural Information Processing Systems*, volume 33, pages 21188–21198, 2020.
- [11] André Hottung, Yeong-Dae Kwon, and Kevin Tierney. Efficient active search for combinatorial optimization problems. In *International Conference on Learning Representations*, 2022.
- [12] Le-yang Gao, Rui Wang, Chuang Liu, and Zhao-hong Jia. Multi-objective pointer network for combinatorial optimization. *arXiv preprint arXiv:2204.11860*, 2022.
- [13] Fu Luo, Xi Lin, Fei Liu, Qingfu Zhang, and Zhenkun Wang. Neural combinatorial optimization with heavy decoder: Toward large scale generalization. In *Advances in Neural Information Processing Systems*, 2023.
- [14] Darko Drakulic, Sofia Michel, Florian Mai, Arnaud Sors, and Jean-Marc Andreoli. BQ-NCO: Bisimulation quotienting for efficient neural combinatorial optimization. In *Advances in Neural Information Processing Systems*, 2023.
- [15] Chengrui Gao, Haopu Shang, Ke Xue, Dong Li, and Chao Qian. Towards generalizable neural solvers for vehicle routing problems via ensemble with transferrable local policy. In *International Joint Conference on Artificial Intelligence*, 2024.
- [16] André Hottung, Mridul Mahajan, and Kevin Tierney. Polynet: Learning diverse solution strategies for neural combinatorial optimization. In *The Thirteenth International Conference on Learning Representations*, 2025. URL <https://openreview.net/forum?id=TKuYWeFE6S>.
- [17] Ziwei Huang, Jianan Zhou, Zhiguang Cao, and Yixin XU. Rethinking light decoder-based solvers for vehicle routing problems. In *The Thirteenth International Conference on Learning Representations*, 2025. URL <https://openreview.net/forum?id=4pRwkYpa2u>.
- [18] Ni Zhang, Jingfeng Yang, Zhiguang Cao, and Xu Chi. Adversarial generative flow network for solving vehicle routing problems. In *The Thirteenth International Conference on Learning Representations*, 2025. URL <https://openreview.net/forum?id=tBom4x0W1H>.
- [19] Yoshua Bengio, Andrea Lodi, and Antoine Prouvost. Machine learning for combinatorial optimization: a methodological tour d’horizon. *European Journal of Operational Research*, 290(2):405–421, 2021.

- [20] Yang Wang, Ya-Hui Jia, Wei-Neng Chen, and Yi Mei. Distance-aware attention reshaping: Enhance generalization of neural solver for large-scale vehicle routing problems. *arXiv preprint arXiv:2401.06979*, 2024.
- [21] Changliang Zhou, Xi Lin, Zhenkun Wang, Xialiang Tong, Mingxuan Yuan, and Qingfu Zhang. Instance-conditioned adaptation for large-scale generalization of neural combinatorial optimization. *arXiv preprint arXiv:2405.01906*, 2024.
- [22] Fu Luo, Xi Lin, Yaoxin Wu, Zhenkun Wang, Tong Xialiang, Mingxuan Yuan, and Qingfu Zhang. Boosting neural combinatorial optimization for large-scale vehicle routing problems. In *The Thirteenth International Conference on Learning Representations*, 2025. URL <https://openreview.net/forum?id=TbTJJNjumY>.
- [23] Ilya Sutskever, Oriol Vinyals, and Quoc V Le. Sequence to sequence learning with neural networks. *Advances in neural information processing systems*, 27, 2014.
- [24] Daniel J Rosenkrantz, Richard E Stearns, and Philip M Lewis, II. An analysis of several heuristics for the traveling salesman problem. *SIAM journal on computing*, 6(3):563–581, 1977.
- [25] Fei Liu, Chengyu Lu, Lin Gui, Qingfu Zhang, Xialiang Tong, and Mingxuan Yuan. Heuristics for vehicle routing problem: A survey and recent advances. *arXiv preprint arXiv:2303.04147*, 2023.
- [26] Jonathan Pirnay and Dominik G. Grimm. Self-improvement for neural combinatorial optimization: Sample without replacement, but improvement. *Transactions on Machine Learning Research*, 2024. ISSN 2835-8856. Featured Certification.
- [27] Zhi Zheng, Changliang Zhou, Tong Xialiang, Mingxuan Yuan, and Zhenkun Wang. UDC: A unified neural divide-and-conquer framework for large-scale combinatorial optimization problems. In *Advances in Neural Information Processing Systems*, 2024.
- [28] Jacques Renaud, Faye F Boctor, and Jamal Ouenniche. A heuristic for the pickup and delivery traveling salesman problem. *Computers & Operations Research*, 27(9):905–916, 2000.
- [29] Refael Hassin and Ariel Keinan. Greedy heuristics with regret, with application to the cheapest insertion algorithm for the tsp. *Operations Research Letters*, 36(2):243–246, 2008.
- [30] Ashish Vaswani, Noam Shazeer, Niki Parmar, Jakob Uszkoreit, Llion Jones, Aidan N Gomez, Łukasz Kaiser, and Illia Polosukhin. Attention is all you need. In *Advances in Neural Information Processing Systems*, volume 30, 2017.
- [31] Diederik Kingma and Jimmy Ba. Adam: A method for stochastic optimization. In *International Conference on Learning Representations*, San Diego, CA, USA, 2015.
- [32] André Hottung and Kevin Tierney. Neural large neighborhood search for the capacitated vehicle routing problem. In *European Conference on Artificial Intelligence*, 2020.
- [33] Minsu Kim, Jinkyoo Park, et al. Learning collaborative policies to solve np-hard routing problems. In *Advances in Neural Information Processing Systems*, volume 34, pages 10418–10430, 2021.
- [34] Haoran Ye, Jiarui Wang, Helan Liang, Zhiguang Cao, Yong Li, and Fanzhang Li. Glop: Learning global partition and local construction for solving large-scale routing problems in real-time. In *Proceedings of the AAAI Conference on Artificial Intelligence*, 2024.
- [35] David Applegate, Ribert Bixby, Vasek Chvatal, and William Cook. Concorde tsp solver, 2006.
- [36] Thibaut Vidal. Hybrid genetic search for the cvrp: Open-source implementation and swap* neighborhood. *Computers & Operations Research*, 140:105643, 2022.
- [37] Zhang-Hua Fu, Kai-Bin Qiu, and Hongyuan Zha. Generalize a small pre-trained model to arbitrarily large tsp instances. In *Proceedings of the AAAI Conference on Artificial Intelligence*, volume 35, pages 7474–7482, 2021.
- [38] Qingchun Hou, Jingwei Yang, Yiqiang Su, Xiaoqing Wang, and Yuming Deng. Generalize learned heuristics to solve large-scale vehicle routing problems in real-time. In *International Conference on Learning Representations*, 2023.
- [39] Fu Luo, Xi Lin, Zhenkun Wang, Tong Xialiang, Mingxuan Yuan, and Qingfu Zhang. Self-improved learning for scalable neural combinatorial optimization. *arXiv preprint arXiv:2403.19561*, 2024.

- [40] Gerhard Reinelt. TSPLIB—a traveling salesman problem library. *ORSA Journal on Computing*, 3(4): 376–384, 1991.
- [41] Eduardo Uchoa, Diego Pecin, Artur Pessoa, Marcus Poggi, Thibaut Vidal, and Anand Subramanian. New benchmark instances for the capacitated vehicle routing problem. *European Journal of Operational Research*, 257(3):845–858, 2017.
- [42] Keld Helsgaun. An extension of the lin-kernighan-helsgaun tsp solver for constrained traveling salesman and vehicle routing problems. *Roskilde: Roskilde University*, 12, 2017.
- [43] Han Fang, Zhihao Song, Paul Weng, and Yutong Ban. INVit: A generalizable routing problem solver with invariant nested view transformer. In *International Conference on Machine Learning*, 2024.
- [44] Zhiqing Sun and Yiming Yang. DIFUSCO: Graph-based diffusion solvers for combinatorial optimization. In *Advances in Neural Information Processing Systems*, 2023.
- [45] Yang Li, Jinpei Guo, Runzhong Wang, and Junchi Yan. From distribution learning in training to gradient search in testing for combinatorial optimization. In *Advances in Neural Information Processing Systems*, 2023.
- [46] Xuanhao Pan, Yan Jin, Yuandong Ding, Mingxiao Feng, Li Zhao, Lei Song, and Jiang Bian. H-tsp: Hierarchically solving the large-scale traveling salesman problem. In *Proceedings of the AAAI Conference on Artificial Intelligence*, February 2023.
- [47] Hanni Cheng, Haosi Zheng, Ya Cong, Weihao Jiang, and Shiliang Pu. Select and optimize: Learning to solve large-scale tsp instances. In *International Conference on Artificial Intelligence and Statistics*, pages 1219–1231. PMLR, 2023.
- [48] Yining Ma, Zhiguang Cao, and Yeow Meng Chee. Learning to search feasible and infeasible regions of routing problems with flexible neural k-opt. In *Advances in Neural Information Processing Systems*, volume 36, 2023.
- [49] Elias Khalil, Hanjun Dai, Yuyu Zhang, Bistra Dilkina, and Le Song. Learning combinatorial optimization algorithms over graphs. In *Advances in Neural Information Processing Systems*, volume 30, 2017.
- [50] Liang Xin, Wen Song, Zhiguang Cao, and Jie Zhang. Step-wise deep learning models for solving routing problems. *IEEE Transactions on Industrial Informatics*, 17(7):4861–4871, 2020.
- [51] Liang Xin, Wen Song, Zhiguang Cao, and Jie Zhang. Multi-decoder attention model with embedding glimpse for solving vehicle routing problems. In *Proceedings of the AAAI Conference on Artificial Intelligence*, volume 35, pages 12042–12049, 2021.
- [52] Minsu Kim, Junyoung Park, and Jinkyoo Park. Sym-NCO: Leveraging symmetry for neural combinatorial optimization. In Alice H. Oh, Alekh Agarwal, Danielle Belgrave, and Kyunghyun Cho, editors, *Advances in Neural Information Processing Systems*, 2022.
- [53] Jinho Choo, Yeong-Dae Kwon, Jihoon Kim, Jeongwoo Jae, André Hottung, Kevin Tierney, and Youngjune Gwon. Simulation-guided beam search for neural combinatorial optimization. In *Advances in Neural Information Processing Systems*, volume 35, pages 8760–8772, 2022.
- [54] Jieyi Bi, Yining Ma, Jiahai Wang, Zhiguang Cao, Jinbiao Chen, Yuan Sun, and Yeow Meng Chee. Learning generalizable models for vehicle routing problems via knowledge distillation. In Alice H. Oh, Alekh Agarwal, Danielle Belgrave, and Kyunghyun Cho, editors, *Advances in Neural Information Processing Systems*, 2022.
- [55] Yan Jin, Yuandong Ding, Xuanhao Pan, Kun He, Li Zhao, Tao Qin, Lei Song, and Jiang Bian. Pointerformer: deep reinforced multi-pointer transformer for the traveling salesman problem. In *Proceedings of the AAAI Conference on Artificial Intelligence*, 2023.
- [56] Yubin Xiao, Di Wang, Boyang Li, Mingzhao Wang, Xuan Wu, Changliang Zhou, and You Zhou. Distilling autoregressive models to obtain high-performance non-autoregressive solvers for vehicle routing problems with faster inference speed. In *Proceedings of the AAAI Conference on Artificial Intelligence*, volume 38, pages 20274–20283, 2024.
- [57] Jieyi Bi, Yining Ma, Jianan Zhou, Wen Song, Zhiguang Cao, Yaixin Wu, and Jie Zhang. Learning to handle complex constraints for vehicle routing problems. In *Advances in Neural Information Processing Systems*, 2024. URL <https://openreview.net/forum?id=Ktx95ZuRjP>.

- [58] Rui Sun, Zhi Zheng, and Zhenkun Wang. Learning encodings for constructive neural combinatorial optimization needs to regret. In *Proceedings of the AAAI Conference on Artificial Intelligence*, volume 38, pages 20803–20811, 2024.
- [59] Zhi Zheng, Shunyu Yao, Zhenkun Wang, Tong Xialiang, Mingxuan Yuan, and Ke Tang. DPN: Decoupling partition and navigation for neural solvers of min-max vehicle routing problems. In *Forty-first International Conference on Machine Learning*, 2024. URL <https://openreview.net/forum?id=ar174skI9u>.
- [60] Darko Drakulic, Sofia Michel, and Jean-Marc Andreoli. GOAL: A generalist combinatorial optimization agent learner. In *The Thirteenth International Conference on Learning Representations*, 2025. URL <https://openreview.net/forum?id=z2z9suDRjw>.
- [61] Changliang Zhou, Xi Lin, Zhenkun Wang, and Qingfu Zhang. L2r: Learning to reduce search space for generalizable neural routing solver, 2025. URL <https://arxiv.org/abs/2503.03137>.
- [62] Chaitanya K Joshi, Thomas Laurent, and Xavier Bresson. An efficient graph convolutional network technique for the travelling salesman problem. *arXiv preprint arXiv:1906.01227*, 2019.
- [63] Ruizhong Qiu, Zhiqing Sun, and Yiming Yang. DIMES: A differentiable meta solver for combinatorial optimization problems. In *Advances in Neural Information Processing Systems*, 2022.
- [64] Yifan Xia, Xianliang Yang, Zichuan Liu, Zhihao Liu, Lei Song, and Jiang Bian. Position: Rethinking post-hoc search-based neural approaches for solving large-scale traveling salesman problems. In *International Conference on Machine Learning*, 2024. URL <https://openreview.net/forum?id=cEJ9jNJJuJP>.
- [65] Yang Li, Jinpei Guo, Runzhong Wang, Hongyuan Zha, and Junchi Yan. Fast t2t: Optimization consistency speeds up diffusion-based training-to-testing solving for combinatorial optimization. In *Advances in Neural Information Processing Systems*, 2024. URL <https://openreview.net/forum?id=xDrKZ0ZE0c>.
- [66] Xinyun Chen and Yuandong Tian. Learning to perform local rewriting for combinatorial optimization. In *Advances in Neural Information Processing Systems*, volume 32, pages 6281–6292, 2019.
- [67] Paulo R d O Costa, Jason Rhuggenaath, Yingqian Zhang, and Alp Akcay. Learning 2-opt heuristics for the traveling salesman problem via deep reinforcement learning. In *Asian Conference on Machine Learning*, pages 465–480. PMLR, 2020.
- [68] Yining Ma, Jingwen Li, Zhiguang Cao, Wen Song, Le Zhang, Zhenghua Chen, and Jing Tang. Learning to iteratively solve routing problems with dual-aspect collaborative transformer. In A. Beygelzimer, Y. Dauphin, P. Liang, and J. Wortman Vaughan, editors, *Advances in Neural Information Processing Systems*, 2021.
- [69] Yaoxin Wu, Wen Song, Zhiguang Cao, Jie Zhang, and Andrew Lim. Learning improvement heuristics for solving routing problems.. *IEEE Transactions on Neural Networks and Learning Systems*, 2021.
- [70] Sirui Li, Zhongxia Yan, and Cathy Wu. Learning to delegate for large-scale vehicle routing. In *Advances in Neural Information Processing Systems*, volume 34, pages 26198–26211, 2021.
- [71] Yining Ma, Zhiguang Cao, and Yeow Meng Chee. Learning to search feasible and infeasible regions of routing problems with flexible neural k-opt. In *Advances in Neural Information Processing Systems*, volume 36, 2024.
- [72] Zefang Zong, Hansen Wang, Jingwei Wang, Meng Zheng, and Yong Li. Rbg: Hierarchically solving large-scale routing problems in logistic systems via reinforcement learning. In *Proceedings of the 28th ACM SIGKDD Conference on Knowledge Discovery and Data Mining*, pages 4648–4658, 2022.
- [73] Liang Xin, Wen Song, Zhiguang Cao, and Jie Zhang. Neurolkh: Combining deep learning model with lin-kernighan-helsgaun heuristic for solving the traveling salesman problem. In *Advances in Neural Information Processing Systems*, volume 34, pages 7472–7483, 2021.
- [74] Arthur Delarue, Ross Anderson, and Christian Tjandraatmadja. Reinforcement learning with combinatorial actions: An application to vehicle routing. *Advances in Neural Information Processing Systems*, 33: 609–620, 2020.
- [75] Éric D Taillard and Keld Helsgaun. Popmusic for the travelling salesman problem. *European Journal of Operational Research*, 272(2):420–429, 2019.
- [76] Zhang-Hua Fu, Sipeng Sun, Jintong Ren, Tianshu Yu, Haoyu Zhang, Yuanyuan Liu, Lingxiao Huang, Xiang Yan, and Pinyan Lu. A hierarchical destroy and repair approach for solving very large-scale travelling salesman problem. *arXiv preprint arXiv:2308.04639*, 2023.

- [77] Christian Nilsson. Heuristics for the traveling salesman problem. *Linköping University*, 38(00085-9):26, 2003.
- [78] Kaiming He, Xiangyu Zhang, Shaoqing Ren, and Jian Sun. Deep residual learning for image recognition. In *Proceedings of the IEEE conference on computer vision and pattern recognition*, pages 770–778, 2016.
- [79] Sergey Ioffe and Christian Szegedy. Batch normalization: Accelerating deep network training by reducing internal covariate shift. In *International Conference on Machine Learning*, pages 448–456. pmlr, 2015.

A Related Work

A.1 Constructive NCO Methods

Constructive NCO methods typically arrange the input nodes into high-quality solutions autoregressively. This paradigm is inspired by the sequence-to-sequence framework [23] in natural language processing (NLP), where a model encodes an input sequence into an embedding and then autoregressively generates an output sequence based on this representation. Vinyals et al. [6] pioneered this adaptation through their Pointer Networks (Ptr-Nets), which established the first sequence-to-sequence framework specifically for neural combinatorial optimization. In this paradigm, the neural model learns to predict the probability of appending the unvisited nodes to the partial solution until all nodes are visited. We call this paradigm Learning to Append (L2C-Append). Subsequent research has further advanced L2C-Append NCO methods, with improvements focusing on model training techniques [7], extension to solve other COPs Nazari et al. [8], and architectural enhancements [9]. Among them, the Attention Model [9] introduces the Transformer-based model structure [30], which achieves outstanding performances over various VRPs with up to 100 nodes. Various AM-based improved variants are proposed to narrow the performance gap to classical heuristic solvers [49, 10, 50, 51, 11, 52–55, 13, 14, 56, 33, 57, 34, 58, 59, 17, 22, 60, 61]. Nonetheless, L2C-Append NCO methods are fundamentally limited by their restriction to appending new nodes, which can lead to suboptimal solutions due to early greedy choices. In contrast, the insertion-based paradigm offers greater flexibility for VRPs by sequentially inserting unvisited nodes into any valid position [24, 25], potentially yielding higher-quality solutions. Despite these benefits, the insertion-based constructive approach has remained unexplored in NCO for VRPs in the last decade. In this work, we introduce L2C-Insert, a novel learning to insert framework, to investigate the potential of this paradigm for constructive NCO.

A.2 Non-constructive NCO Methods

This series of methods can be broadly categorized into three main groups: **(1) Heatmap-based methods:** These methods learn graph neural networks to predict a probability distribution, or heatmap, indicating the likelihood of each edge being part of the optimal solution for a given problem instance. Once the heatmap is obtained, it is used to guide subsequent decoding techniques such as greedy search, beam search [62], Monte Carlo Tree Search (MCTS) [37, 63, 64], 2-opt [44, 45], or gradient search [65] to generate the solution. While this approach can successfully solve TSP instances of various sizes, its application to other routing problems like CVRP is generally more challenging. **(2) Improvement-based methods:** These approaches iteratively refine solution quality. They employ neural models to predict regions within current solutions where heuristic operators, such as k-opt [48] and swap [66], can be applied to improve the solution quality [67–71, 32]. **(3) Two-stage Method:** Two-stage methods: These methods address the problem through an iterative divide-and-conquer process. In each iteration, the problem is first decomposed into multiple subproblems using rule-based techniques or neural models. Subsequently, neural solvers (e.g., AM [9]) or classical solvers (e.g., LKH3 [42] or HGS [36]) are used to solve these subproblems. The resulting partial solutions are then merged to form a complete solution [72, 70, 38, 27, 34]. Beyond these primary categories, other non-constructive NCO approaches include learning to augment classical solvers with neural components [73] or solving VRPs at a route level [74]. However, this paper primarily focuses on autoregressive constructive NCO methods that do not require heuristic operators or external solvers.

B Implementation Details of L2C-Insert on CVRP

Problem Formulation A CVRP instance S can be represented as a graph with one depot node and n customer nodes, and a vehicle with a fixed capacity C . Each node $i \in \{0, 1, \dots, n\}$ is associated with a feature vector $\mathbf{s}_i \in \mathbb{R}^3$, representing its two-dimensional coordinates and demand. Node 0 is the depot, and its demand is zero.

For any given CVRP instance, the solution is a set of routes for the vehicle to serve all customers, such that: (1) Each customer is visited exactly once. (2) Each route must start from and end with the depot. (3) The total demand on each route does not exceed the vehicle’s capacity. The objective of solving CVRP is to determine the optimal solution such that the total cost of the routes, typically the total distance traveled, is minimized.

Solution Construction Process Initially, all customer nodes are unvisited. In the first step, the depot node and its nearest unvisited node initialize the incomplete solution. We call the node selected in the last step as **last node** and the node selected in the current step as **current node**. In each step except the first step, only the unvisited customer nodes can be selected as the current node. In each following step, the model predicts both the probability of 1) inserting the current node for each available position in the incomplete solution and 2) inserting it into the middle of the two copies of the depot nodes to initiate a new route.

Remaining Capacity During solution construction, the remaining capacity associated with each route is calculated by using the vehicle’s capacity minus the total demand of this route so far.

B.1 Encoder

The encoder transforms each node feature $\mathbf{s}_i \in \mathbb{R}^3$ to node embeddings $\mathbf{h}_i \in \mathbb{R}^d$ by a linear projection:

$$\mathbf{h}_i^0 = \mathbf{s}_i W^{(0)} + \mathbf{b}^{(0)} \quad \forall i = 0, 1, \dots, n, \quad (4)$$

where $W^{(0)} \in \mathbb{R}^{3 \times d}$, $\mathbf{b}^{(0)} \in \mathbb{R}^d$ are learnable parameters. These initial embeddings are subsequently updated through the attention layer [10, 13] to produce the refined embeddings $\mathbf{h}_i \in \mathbb{R}^d$, which is the output of the encoder.

B.2 Decoder

At construction step t , the decoder receives the embeddings of all nodes, denoted as $\mathbf{h}_i \in \mathbb{R}^d, i = 1, \dots, n$, the current partial solution $(0, \pi_1, \pi_2, \dots, 0, \dots, \pi_{t-1}, 0)$ (Node 0 denotes the depot), and the set of unvisited nodes $\{u_j, u_j \notin \{\pi_{1:t-1}\}\}$. To compute the probability of insertion at the current step, embeddings for three distinct inputs are required: 1) the current node (the node to be inserted), 2) unvisited nodes, and 3) the positions in the partial solution.

Embeddings of Positions in the Current Partial Solution The unvisited node with the minimum Euclidean distance to the last node is selected as the current node to be inserted, of which the embedding is denoted as \mathbf{h}_{u_c} . Secondly, the embeddings of the remaining unvisited nodes can be denoted as $H_u = \{\mathbf{h}_{u_j}, u_j \notin \{\pi_{1:t-1}\}, u_j \neq u_c\}$. Two learnable linear projections $W_0 \in \mathbb{R}^{d \times d}$ and $W_1 \in \mathbb{R}^{d \times d}$ are applied to the current node’s embedding and each unvisited node’s embedding, respectively

Embeddings of the Current Node and Unvisited Nodes To generate the embedding of a potential insertion position within the partial solution, the embeddings of adjacent visited nodes are horizontally concatenated. For example, for a partial solution:

$$0 \rightarrow 1 \rightarrow 2 \rightarrow 0 \rightarrow 4 \rightarrow 5 \rightarrow 6 \rightarrow 0 \rightarrow 7 \rightarrow 8 \rightarrow 0$$

$\uparrow \hspace{10em} \downarrow$

where the positions are indicated by these arrows. The arrow from the tail to the head ($0 \leftarrow 0$) indicates the position that allows the current node to be inserted to start a new route. To simplify the notation, we assume the current incomplete solution is of length l , and the embeddings of the nodes

in it are $\{\mathbf{h}_i\}, i \in \{1 : l\}$. Then the set of embeddings of the positions in the partial solution can be denoted as $\{\mathbf{e}_i\}, i \in \{1 : l\}$, where

$$\mathbf{e}_i = \begin{cases} [\mathbf{h}_i, \mathbf{h}_{i+1}] & i \in \{1 : l-1\}, \\ [\mathbf{h}_l, \mathbf{h}_1], & i = l, \end{cases} \quad (5)$$

where $[\cdot, \cdot]$ is the horizontal concatenation operator. We note that both \mathbf{h}_1 and \mathbf{h}_l are the depot embeddings. To **incorporate the remaining capacity information**, the decoder updates each position embedding by horizontally concatenating it with the remaining capacity of the route where the position is located, increasing the embedding dimension by 1. Subsequently, a linear projection $W_2 \in \mathbb{R}^{(2d+1) \times d}$ is applied to the updated position embedding to project it to the embedding with the same dimension as the node embedding. The set of output position embeddings is denoted as $H_e = \{\mathbf{e}_{\pi_i}\}, i \in \{1 : t-1\}$.

Then, these embeddings together are refined by L stacked attention layers. The first layer receives input $X^0 = \{\mathbf{h}_c, H_e, H_u\}$, with each subsequent j -th attention layer processing the output from the $(j-1)$ -th layer, culminating in the final output $X^{(L)}$. This process can be denoted as:

$$\begin{aligned} H^{(1)} &= \text{AttnLayer}(H^{(0)}), \\ H^{(2)} &= \text{AttnLayer}(H^{(1)}), \\ &\dots \\ H^{(L)} &= \text{AttnLayer}(H^{(L-1)}), \end{aligned} \quad (6)$$

Where the formulation of ‘‘AttnLayer’’ is detailed in Appendix G. Then, a linear projection and softmax function are applied to $X^{(L)}$ to compute the insertion probabilities of the current node into all valid positions. The masking operation assigns $-\infty$ to invalid positions (those corresponding to the current node and non-visited nodes) to ensure proper probability normalization over valid insertion locations. The inserting probability p_i is calculated as:

$$\begin{aligned} x_i &= X_i^{(L)} W_f + b_f, \\ a_i &= \begin{cases} x_i & \forall i \in \{1 : l\} \text{ and the remaining capacity of the route where the position is located} \\ & \text{is not less than the current node's demand,} \\ -\infty & \text{otherwise,} \end{cases} \\ \mathbf{p} &= \text{Softmax}(\mathbf{a}), \end{aligned} \quad (7)$$

where $W_f \in \mathbb{R}^{d \times 1}$ and $b_f \in \mathbb{R}^1$ are learnable parameters. where $W_f \in \mathbb{R}^{d \times 1}$ and $b_f \in \mathbb{R}^1$ are learnable parameters. Each $p_i \in \mathbf{p}$ denotes the probability of inserting the current node between consecutive nodes (π_i, π_{i+1}) in the partial solution. The decoder executes this sampling-and-insertion procedure n times to construct the complete solution $\{0, \pi_1, \dots, 0, \dots, \pi_n\}$.

B.3 Implementation of Insertion-based Local Reconstruction on CVRP

In the main paper, we introduce the process of insertion-based local reconstruction on TSP. This process remains nearly the same as in CVRP, which is described as follows:

- **Solution Initialization** The initial solution is also generated by the model through a simple greedy rollout.
- **Distance-based Destruction** In the CVRP case, we also destroy the solution by the node’s neighbor relationship in terms of distances. Specifically, we first randomly sample a customer node. Then, we select its α -nearest neighbor customer nodes and remove them as unvisited nodes, the left solution automatically creates an incomplete solution with multiple looped routes. Here, we refer to α as the destruction size. For example, if a CVRP10 solution is $(0, \pi_1, \pi_2, 0, \pi_3, \pi_4, \pi_5, 0, \pi_6, \pi_7, 0, \pi_8, \pi_9, \pi_{10}, 0)$, the node π_5 is randomly sampled, and its 3-nearest neighbors are $\{\pi_1, \pi_3, \pi_6\}$, then they are removed from the solution to serve as unvisited nodes. The left incomplete solution is $(0, \pi_2, 0, \pi_4, 0, \pi_7, 0, \pi_8, \pi_9, \pi_{10}, 0)$.
- **Insertion-based Reconstruction** The model inserts the unvisited nodes into the incomplete solution node by node. Initially, the last node is randomly selected from the incomplete

solution. The subsequent procedures are the same as those for a greedy rollout. When all nodes are visited, a new complete solution is generated. We compare the previous solution with the new one, accepting the higher-quality solution for the next destruction-reconstruction cycle. This iterative process continues until the computational budget (e.g., maximum iterations or time) is reached.

Padding for Solution Misalignment Since the solution to each CVRP instance may involve a different number of depot visits, the resulting solution lengths can vary when solving multiple CVRP instances in batches. To address this issue, we apply a simple padding technique by adding extra zeros at the end of solutions with fewer depot visits. These extra zero pairs are then masked in the model.

C Implementation Details of Baselines

We compare L2C-Insert with a comprehensive set of baseline methods including (1) **Classical Solvers:** Concorde [35], LKH3 [42], and HGS [36]; (2) **Constructive NCO Methods:** POMO [10]; BQ [14], LEHD [13], INVIT [43], and ELG [15]. (3) **Heatmap-based NCO Methods:** AttGCN+MCTS [37], DIFUSCO [44], and T2T [45]; (4) **Two-stage NCO Methods:** H-TSP [46], SO-mixed [47], GLOP [34], and UDC [34]; (5) **Improvement-based NCO Methods:** NeurOpt [48].

For the heatmap-based methods, however, we encountered issues running their GPU-version code, such as incompatible issues when installing the required Pytorch extension library packages. Therefore, we opt to directly use their reported results. For SO-mixed, as their source codes are not released available, we choose to directly report their original results. However, we use the same test datasets for fair comparison (all these methods used the same TSP1K and TSP10K test datasets from Fu et al. [37]). For other methods, if not otherwise stated, we directly run their source codes with the default settings.

- **Concorde** [35] We run the Python wrapper for the concode, namely PyConcorde. We use the default settings across TSP instances of various sizes.
- **LKH3** [42] We run the code provided by AM [9]. For TSP100K, we use POPMUSIC [75] to reduce the complexity for pre-processing (by setting CANDIDATE SET TYPE = POPMUSIC and INITIAL PERIOD=1000), following the suggestion from Fu et al. [76]. Other settings are default.
- **HGS** [36] We run the Python wrapper for the HGS-CVRP solver, namely PyHygese.
- **LEHD** [13] We limited the maximum destruction size of RRC to 1000 after observing that performance remained nearly unchanged when compared to cases without this restriction, while inference time increased significantly.

D Hyperparameter Studies

We conduct hyperparameter studies for the values of neighborhood size k and destruction size α by running L2C-Insert using local reconstruction with $I=50$ iterations.

D.1 Defining the Neighbor Unvisited Nodes and Positions

Neighbor Unvisited Node Given a current node and a unvisited node-set B , we categorize the unvisited nodes in B that are closer to the current node as neighbor nodes based on the distance.

Neighbor Position The position-node distance between the position and current node is measured by the smallest distance between the current node and the adjacent visited nodes of this position. Given a current node and a position set E , we categorize the positions in E that are closer to the current node as neighbor positions based on the position-node distance.

D.2 On TSP

As detailed in Table 6, model performance initially improves with an increase in destruction size from 100 to 300, beyond which it declines as the destruction size extends to 500. Consequently, we select an intermediate destruction size of 300 to achieve optimal performance. Furthermore, our analysis reveals that increasing the neighborhood size from 100 to 500 leads to progressively longer solution lengths. We hypothesize that the intricate interplay of numerous positions and nodes complicates the processing, thereby diminishing the model’s effectiveness. Therefore, we set the neighborhood size to 100 to enable robust problem-solving while maintaining a low runtime.

Table 6: Effect of the setting of neighborhood k and destruction size α in inference stage on TSP10K.

		Destruction Size α		
		100	300	500
		Length (Time)	Length (Time)	Length (Time)
Neighborhood Size k	100	76.669 (1.32m)	76.573 (2.04m)	77.078 (3.94m)
	200	78.407 (1.68m)	76.610 (3.11m)	78.320 (5.77m)
	300	80.349 (2.26m)	78.983 (4.17m)	79.042 (7.29m)
	500	81.448 (4.36m)	80.451 (7.48m)	79.150 (12.18m)

D.3 On CVRP

As indicated in Table 7, model performance generally improves with increasing destruction size from 100 to 300, but declines when the destruction size further extends from 300 to 500. Consequently, we select an intermediate destruction size of 300 to achieve favorable results. Furthermore, with the destruction size set at 300, the model exhibits significantly better performance when the neighborhood size is 200, leading us to choose this value for our experiments.

Table 7: Effect of the setting of neighborhood k and destruction size α in inference stage on CVRP1K.

		Destruction Size α		
		100	300	500
		Length (Time)	Length (Time)	Length (Time)
Neighborhood Size k	100	43.011 (0.51m)	43.196 (0.71m)	43.530 (1.31m)
	200	43.127 (0.95m)	42.783 (1.53m)	43.069 (2.78m)
	300	43.030 (1.29m)	42.989 (2.15m)	43.166 (3.81m)
	500	43.178 (2.53m)	42.887 (4.37m)	43.204 (7.47m)

E Additional Ablation Studies and Analysis

Each step in the insertion-based construction process is divided into two substeps: (1) selecting a node from the unvisited nodes and (2) selecting an edge in the incomplete solution for insertion. In this paper, the second substep is conducted by the model, and the first substep is operated through predetermined rules. Specifically, for the first substep, we define the insertion node selected in the previous step as the last node, and the insertion node selected in the current step as the current node. The current node is the unvisited node closest to the last node. In this section, we study the impact of the distance criterion and the current node selection strategy on model performance. Beyond those, we also study the impact of adding the Positional Encoding [30] to the embeddings of the positions in the partial solution, the effect of unvisited nodes as decoder input, and the performance of L2C-Insert using different backbone models.

E.1 Effect of Distance Criterion for CVRP

We test two classic distance criteria, Euclidean Distance and Polar Angle. For two customer nodes $\mathbf{p} = (p_1, p_2)$ and $\mathbf{q} = (q_1, q_2)$, Euclidean Distance is defined as: $d_E(\mathbf{p}, \mathbf{q}) = \sqrt{(p_1 - q_1)^2 + (p_2 - q_2)^2}$. For Polar Angle, we must introduce the depot node $\mathbf{d}_c = (d_1, d_2)$ to serve as the Polar center. Then it is defined as: $\theta_P(\mathbf{p}, \mathbf{q}) = |\theta_{\mathbf{p}} - \theta_{\mathbf{q}}|$, where $\theta_{\mathbf{p}} = \arctan\left(\frac{p_2 - d_2}{p_1 - d_1}\right)$ and $\theta_{\mathbf{q}} = \arctan\left(\frac{q_2 - d_2}{q_1 - d_1}\right)$ are the angles formed by the lines connecting the depot \mathbf{d}_c to the customer nodes \mathbf{p} and \mathbf{q} with respect to the horizontal axis.

We train and test the same model with these two distance criteria, maintaining the node selection strategy that the current node is the closest unvisited node to the last one. Both models are trained with the same budget mentioned in the main paper. We then test these models on CVRP100 and CVRP1000 using a greedy rollout. The results, as shown in Table 8, indicate that the model trained and tested with Polar Angle performs much better. This improvement can be attributed to the nature of CVRP, where multiple routes are usually ordered around a central depot. Using polar angles is tightly coupled to the solution structure of CVRP. As a result, the model is easier to learn and ultimately achieves better performance. Therefore, we use the Polar Angle to measure the neighbor relationship on CVRP.

Table 8: Effect of distance criterion for CVRP.

	CVRP100 Gap	CVRP1000 Gap
Euclidean Distance	5.151%	10.155%
Polar Angle	3.892%	8.009%

E.2 Effect of Node Select Strategy

We use two different current node selection strategies described in Nilsson [77] for comparison:

- Random: select an unvisited node randomly.
- Nearest Neighbor: select the unvisited node that is nearest to the last node.

Specifically, we train the same models with two different current node selection strategies. The CVRP models use the same training budget mentioned in the main paper, while TSP models are trained with a budget of 10 epochs due to the runtime. We test these models on TSP100 and CVRP100 using greedy rollout. The results in Table 9 show that the nearest neighbor node selection strategy has the best overall result. Therefore, in this paper, we choose to use it for the selection of the current node.

Table 9: Effect of selection strategy.

	TSP100 Gap	CVRP100 Gap
Random	1.1557%	11.370%
Nearest Neighbor	0.9535%	3.892%

E.3 Effect of Positional Encoding

We compare the performance of models with and without incorporating the Positional Encoding (PE) from [30] to the embeddings of positions in the partial solution. The models are trained on TSP100 with a budget of 10 epochs, and tested on TSP100 using greedy rollout. The results in Table 10 show that incorporating PE will damage both in-domain and out-of-domain performance. Therefore, this paper does not include the positional encoding in our model.

Table 10: Effect of selection strategy.

	TSP100 Gap	CVRP100 Gap
W/ PE	1.0475%	5.802%
W/o PE	0.9535%	3.892%

E.4 Effect of Decoder Input of Unvisited Nodes

We compare the performance of models trained on TSP100 with and without inputting unvisited nodes to the decoder. The results in table 11 show that while inputting unvisited nodes to the model results in additional computational cost, the performance improvement is significant, proving its indispensability.

Table 11: Training with unvisited node vs. without.

Method	TSP100		TSP1K	
	Gap	Time	Gap	Time
W/o	5.161%	0.44m	23.979%	0.15m
W/	0.460%	0.86m	4.757%	0.36m

Why the L2C-Insert Model Necessitates the Unvisited Nodes as the Decoder Input To illustrate why this input is crucial, consider the example depicted in Figure 4. Figure 4 (a) displays the optimal solution for a TSP instance, while Figure 4 (b) shows an intermediate state during the solution construction process. Without considering unvisited nodes, the insertion action shown in Figure 4 (c), despite yielding a better partial solution, constitutes a suboptimal choice when evaluated against the global optimum considering all nodes. In contrast, when unvisited nodes are factored in, the insertion action in Figure 4 (d), even though it results in a partial solution with path intersections, is identifiable as a more globally optimal insertion by referencing the overall optimal solution. Therefore, insertions made without information about unvisited nodes tend to be shortsighted. Incorporating unvisited nodes, however, provides the model with a broader context, enabling more informed decisions for selecting insertion positions. Consequently, the L2C-Insert model needs to leverage information from unvisited nodes to mitigate such shortsightedness, thereby guiding the construction process towards higher-quality solutions.

E.5 Performance of L2C-Insert using Different Backbone Models

We conduct experiments to investigate the performance of the proposed L2C-Insert framework under different backbone NCO models. Specifically, three recently proposed models are employed: POMO [10], LEHD [13], and INVIT [43], which feature 1, 3, and 6 decoder layers, respectively, each within a 7-layer overall model architecture. These models represent light, balanced, and heavy decoder architectures, respectively. Building upon these models, L2C-Insert variants are developed using the proposed L2C-Insert framework. These models are evaluated using the TSPLIB and CVRPLIB instances detailed in Section 4. Both the L2C-Append and L2C-Insert methods utilize a one-shot greedy search for inference.

The experimental results are presented in Table 12. These results indicate that for the LEHD model, the L2C-Insert method outperforms the L2C-Append method on 4 out of 6 instance groups. Conversely, the L2C-Insert method, when based on the POMO model, generally underperforms the L2C-Append method, proving inferior in 3 out of 6 instance groups, respectively. Similarly, the L2C-Insert method, built upon the INVIT model, also generally underperforms L2C-Append,

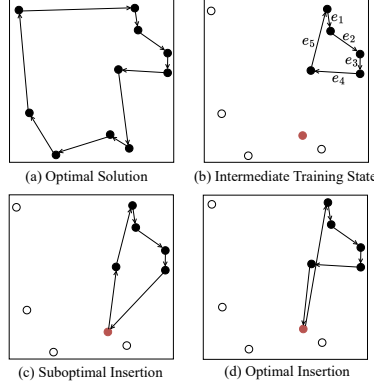


Figure 4: figure

Example of a suboptimal insertion (not considering unvisited nodes) versus an optimal insertion (considering unvisited nodes). The red node is the current node to insert.

showing inferiority in 6 out of 6 instance groups. These findings suggest that the L2C-Insert method may be more effective when utilized with a heavy decoder model. This advantage could stem from the complex position relationships within an incomplete solution and the current node being inserted during solution construction. Capturing these intricate relationships effectively necessitates a heavy decoder with sufficient model capacity to inform appropriate decisions regarding the correct insertion position.

Table 12: Performance of L2C-Insert and L2C-Append using different backbone models. These methods use the greedy rollout (Greedy) for inference.

Method (Using Greedy)		TSPLIB			CVRPLIB			Perform Better #
		N<=200	200<N<=1K	All	N<=200	200<N<=1K	All	
POMO	Append	5.325%	35.337%	17.575%	15.596%	41.759%	36.003%	3/6
	Insert	19.111%	38.344%	26.961%	14.650%	19.305%	18.281%	3/6
INViT	Append	2.788%	6.315%	4.228%	8.046%	11.313%	10.594%	6/6
	Insert	3.961%	8.107%	5.653%	14.927%	22.551%	20.874%	0/6
LEHD	Append	1.922%	3.646%	2.626%	11.346%	12.851%	12.520%	1/6
	Insert	1.526%	4.382%	2.691%	10.903%	9.548%	9.846%	4/6

F Visualization

In this section, we provide graphical examples from both TSPLIB and CVRPLIB to illustrate the insertion-based construction process clearly. As shown in Figure 5, the process begins by randomly selecting an unvisited node as the starting node for the incomplete solution. The model then continuously selects unvisited points to insert into the incomplete solution. Notably, in step 47, there are no unvisited nodes near the current node that can be connected without crossing the existing path. If the construction process is appending-based, the next step will involve directly connecting the last node to a distant unvisited node, resulting in a very long edge. However, the insertion-based construction allows for the direct insertion of the distant unvisited node into the incomplete solution (as seen in step 48), thereby avoiding the generation of the long edge mentioned above. Similarly, in Figure 6, steps 42 to 43 demonstrate a similar behavior of error correction in previous steps. This highlights the flexibility of the insertion-based construction.

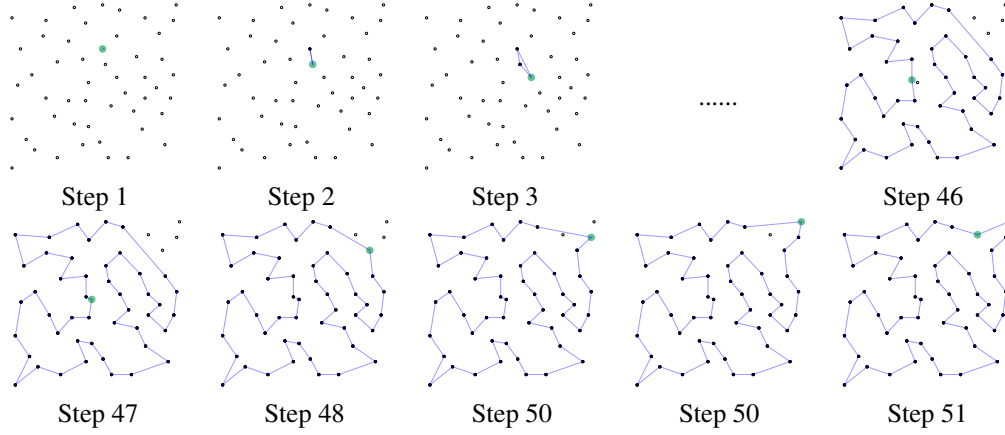


Figure 5: Insertion-based construction process on the TSPLIB instance “eil51”. The green dot is the node selected in the current step for insertion. The hollow dots are the unvisited nodes. The black dots are visited nodes.

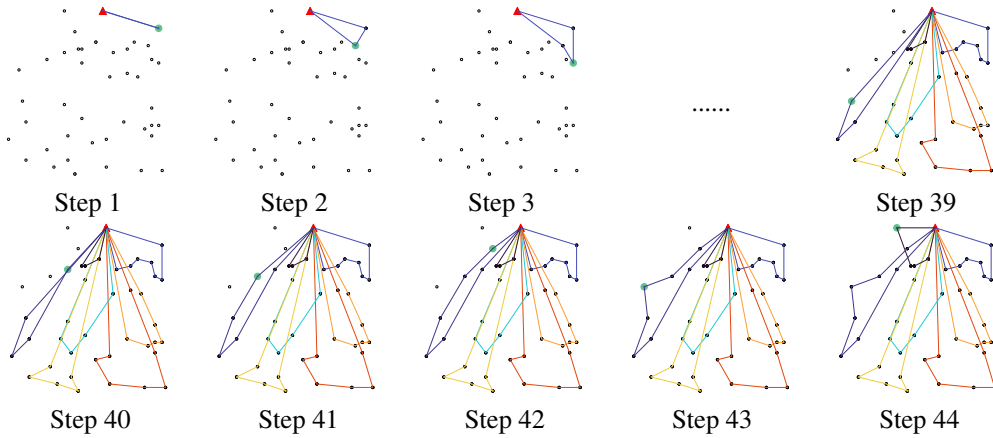


Figure 6: Insertion-based construction process on the CVRPLIB instance “A-n45-k7”. The red triangle is the depot node, the green dot is the unvisited customer node selected in the current step for insertion. The hollow dots are the unvisited nodes. The black dots are visited nodes.

G Detailed Formulation of Attention Layer

G.1 Attention Layer

The attention layer in the transformer model [30] is widely adopted in NCO for solving VRPs, mainly including a multi-head attention (MHA) sublayer and a node-wise feed-forward (FF) sublayer. Each sublayer is followed by a skip-connection [78] and normalization (Norm) [79]. We denote $X^{(\ell-1)} \in \mathbb{R}^{n \times d}$ as the inputs of the ℓ -th attention layer, the output of the attention layer is calculated as:

$$\begin{aligned}\hat{X} &= \text{Norm}(\text{MHA}(X^{(\ell-1)}) + X^{(\ell-1)}), \\ X^{(\ell)} &= \text{Norm}(\text{FF}(\hat{X}) + \hat{X}).\end{aligned}\tag{8}$$

We denote this calculation process as follows:

$$X^{(\ell)} = \text{AttnLayer}(X^{(\ell-1)}).\tag{9}$$

In this paper, the normalization is removed from the attention layer for enhancing generalization performance following Luo et al. [13]. For readability, we omit the (ℓ) and $(\ell - 1)$ in the following context.

G.2 Multi-head Attention

We first describe the single-head self-attention function as follows:

$$\text{Attn}(X) = \text{softmax}\left(\frac{XW_Q(XW_K)^\top}{\sqrt{d}}\right)XW_V,\tag{10}$$

where $X \in \mathbb{R}^{n \times d}$ is the input matrix, and $W_Q \in \mathbb{R}^{d \times d_k}$, $W_K \in \mathbb{R}^{d \times d_k}$, $W_V \in \mathbb{R}^{d \times d_v}$ are learnable parameters.

The multi-head attention sublayer applies the single-head attention function in Equation (10) for h times in parallel with independent parameters:

$$\begin{aligned}\text{MHA}(X) &= \text{Concat}(\text{head}_1, \dots, \text{head}_h)W^O, \\ \text{head}_i &= \text{Attn}_i(X),\end{aligned}\tag{11}$$

where for each of $\text{Attn}_i(X)$, $d_k = d_v = d/h$. $W^O \in \mathbb{R}^{d \times d}$ is a learnable matrix.

G.3 Feed Forward Layer

$$\text{FF}(X) = \max(0, XW_{f1} + b_{f1})W_{f2} + b_{f2},\tag{12}$$

where $W_{f1} \in \mathbb{R}^{d \times d_{ff}}$, $b_{f1} \in \mathbb{R}^{d_{ff}}$ and $W_{f2} \in \mathbb{R}^{d_{ff} \times d}$, $b_{f2} \in \mathbb{R}^d$ are learnable parameters.

H Broader Impacts

This research advances the field of neural combinatorial optimization by introducing the L2C-Insert framework, which employs advanced machine learning techniques to solve Vehicle Routing Problems (VRPs). We believe this framework will provide valuable insights and inspire subsequent research focused on developing more efficient and effective neural methods for VRPs. Moreover, as a general learning-based approach for solving VRPs, the proposed L2C-Insert framework is not anticipated to have specific negative societal impacts.

I Licenses

The licenses for the codes and the datasets used in this work are listed in Table 13.

Table 13: List of licenses for the codes and datasets we used in this work

Resource	Type	Link	License
LKH3 [42]	Code	http://webhotel4.ruc.dk/~keld/research/LKH-3/	Available for academic research use
HGS [36]	Code	https://github.com/chkwon/PyHygese	MIT License
Concorde [35]	Code	https://github.com/jvkersch/pyconcorde	BSD 3-Clause License
POMO [10]	Code	https://github.com/yd-kwon/POMO	MIT License
Att-GCN+MCTS [37]	Code	https://github.com/SaneLYX/TSP_Att-GCRN-MCTS	MIT License
LEHD [13]	Code	https://github.com/CIAM-Group/NCO_code/tree/main/single_objective/LEHD	MIT License
BQ [14]	Code	https://github.com/naver/bq-nco	CC BY-NC-SA 4.0
GLOP [34]	Code	https://github.com/henry-yeh/GLOP	MIT License
HTSP [46]	Code	https://github.com/Learning4Optimization-HUST/H-TSP	MIT License
DIMES [63]	Code	https://github.com/DIMESTeam/DIMES	MIT License
DIFUSCO [44]	Code	https://github.com/Edward-Sun/DIFUSCO	MIT License
UDC [27]	Code	https://github.com/CIAM-Group/NCO_code/tree/main/single_objective/UDC-Large-scale-CO-master	MIT License
ELG [15]	Code	https://github.com/gaocrr/ELG	MIT License
INViT [43]	Code	https://github.com/Kasumigaoka-Utaha/INViT	Available for academic research use
NeurOpt [48]	Code	https://github.com/yining043/NeuOpt	MIT License
TSPLib [40]	Dataset	http://comopt.ifl.uni-heidelberg.de/software/TSPLIB95/	Available for any non-commercial use
CVRPLib [41]	Dataset	http://vrp.galgos.inf.puc-rio.br/index.php/en/	Available for academic research use

NeurIPS Paper Checklist

1. Claims

Question: Do the main claims made in the abstract and introduction accurately reflect the paper's contributions and scope?

Answer: [\[Yes\]](#)

Justification: Our abstract clearly reflects the scope (Constructive Neural Combinatorial Optimization), and our introduction clearly summarizes our contributions.

Guidelines:

- The answer NA means that the abstract and introduction do not include the claims made in the paper.
- The abstract and/or introduction should clearly state the claims made, including the contributions made in the paper and important assumptions and limitations. A No or NA answer to this question will not be perceived well by the reviewers.
- The claims made should match theoretical and experimental results, and reflect how much the results can be expected to generalize to other settings.
- It is fine to include aspirational goals as motivation as long as it is clear that these goals are not attained by the paper.

2. Limitations

Question: Does the paper discuss the limitations of the work performed by the authors?

Answer: [\[Yes\]](#)

Justification: The paper has discussed the limitations of the work in Section 5.

Guidelines:

- The answer NA means that the paper has no limitation while the answer No means that the paper has limitations, but those are not discussed in the paper.
- The authors are encouraged to create a separate "Limitations" section in their paper.
- The paper should point out any strong assumptions and how robust the results are to violations of these assumptions (e.g., independence assumptions, noiseless settings, model well-specification, asymptotic approximations only holding locally). The authors should reflect on how these assumptions might be violated in practice and what the implications would be.
- The authors should reflect on the scope of the claims made, e.g., if the approach was only tested on a few datasets or with a few runs. In general, empirical results often depend on implicit assumptions, which should be articulated.
- The authors should reflect on the factors that influence the performance of the approach. For example, a facial recognition algorithm may perform poorly when image resolution is low or images are taken in low lighting. Or a speech-to-text system might not be used reliably to provide closed captions for online lectures because it fails to handle technical jargon.
- The authors should discuss the computational efficiency of the proposed algorithms and how they scale with dataset size.
- If applicable, the authors should discuss possible limitations of their approach to address problems of privacy and fairness.
- While the authors might fear that complete honesty about limitations might be used by reviewers as grounds for rejection, a worse outcome might be that reviewers discover limitations that aren't acknowledged in the paper. The authors should use their best judgment and recognize that individual actions in favor of transparency play an important role in developing norms that preserve the integrity of the community. Reviewers will be specifically instructed to not penalize honesty concerning limitations.

3. Theory assumptions and proofs

Question: For each theoretical result, does the paper provide the full set of assumptions and a complete (and correct) proof?

Answer: [\[NA\]](#)

Justification: The claim of this paper is supported by experimental results.

Guidelines:

- The answer NA means that the paper does not include theoretical results.
- All the theorems, formulas, and proofs in the paper should be numbered and cross-referenced.
- All assumptions should be clearly stated or referenced in the statement of any theorems.
- The proofs can either appear in the main paper or the supplemental material, but if they appear in the supplemental material, the authors are encouraged to provide a short proof sketch to provide intuition.
- Inversely, any informal proof provided in the core of the paper should be complemented by formal proofs provided in appendix or supplemental material.
- Theorems and Lemmas that the proof relies upon should be properly referenced.

4. Experimental result reproducibility

Question: Does the paper fully disclose all the information needed to reproduce the main experimental results of the paper to the extent that it affects the main claims and/or conclusions of the paper (regardless of whether the code and data are provided or not)?

Answer: [\[Yes\]](#)

Justification: We have provided the detailed experiment setting in Section 4, hyperparameter settings in Appendix D, and implementation in Appendix B, which is fully sufficient for reproducibility.

Guidelines:

- The answer NA means that the paper does not include experiments.
- If the paper includes experiments, a No answer to this question will not be perceived well by the reviewers: Making the paper reproducible is important, regardless of whether the code and data are provided or not.
- If the contribution is a dataset and/or model, the authors should describe the steps taken to make their results reproducible or verifiable.
- Depending on the contribution, reproducibility can be accomplished in various ways. For example, if the contribution is a novel architecture, describing the architecture fully might suffice, or if the contribution is a specific model and empirical evaluation, it may be necessary to either make it possible for others to replicate the model with the same dataset, or provide access to the model. In general, releasing code and data is often one good way to accomplish this, but reproducibility can also be provided via detailed instructions for how to replicate the results, access to a hosted model (e.g., in the case of a large language model), releasing of a model checkpoint, or other means that are appropriate to the research performed.
- While NeurIPS does not require releasing code, the conference does require all submissions to provide some reasonable avenue for reproducibility, which may depend on the nature of the contribution. For example
 - (a) If the contribution is primarily a new algorithm, the paper should make it clear how to reproduce that algorithm.
 - (b) If the contribution is primarily a new model architecture, the paper should describe the architecture clearly and fully.
 - (c) If the contribution is a new model (e.g., a large language model), then there should either be a way to access this model for reproducing the results or a way to reproduce the model (e.g., with an open-source dataset or instructions for how to construct the dataset).
 - (d) We recognize that reproducibility may be tricky in some cases, in which case authors are welcome to describe the particular way they provide for reproducibility. In the case of closed-source models, it may be that access to the model is limited in some way (e.g., to registered users), but it should be possible for other researchers to have some path to reproducing or verifying the results.

5. Open access to data and code

Question: Does the paper provide open access to the data and code, with sufficient instructions to faithfully reproduce the main experimental results, as described in supplemental material?

Answer: [No]

Justification: We will publish our code and trained models upon acceptance of our paper.

Guidelines:

- The answer NA means that paper does not include experiments requiring code.
- Please see the NeurIPS code and data submission guidelines (<https://nips.cc/public/guides/CodeSubmissionPolicy>) for more details.
- While we encourage the release of code and data, we understand that this might not be possible, so “No” is an acceptable answer. Papers cannot be rejected simply for not including code, unless this is central to the contribution (e.g., for a new open-source benchmark).
- The instructions should contain the exact command and environment needed to run to reproduce the results. See the NeurIPS code and data submission guidelines (<https://nips.cc/public/guides/CodeSubmissionPolicy>) for more details.
- The authors should provide instructions on data access and preparation, including how to access the raw data, preprocessed data, intermediate data, and generated data, etc.
- The authors should provide scripts to reproduce all experimental results for the new proposed method and baselines. If only a subset of experiments are reproducible, they should state which ones are omitted from the script and why.
- At submission time, to preserve anonymity, the authors should release anonymized versions (if applicable).
- Providing as much information as possible in supplemental material (appended to the paper) is recommended, but including URLs to data and code is permitted.

6. Experimental setting/details

Question: Does the paper specify all the training and test details (e.g., data splits, hyperparameters, how they were chosen, type of optimizer, etc.) necessary to understand the results?

Answer: [Yes]

Justification: We have provided the detailed experiment setting in Section 4, hyperparameter settings in Appendix D, and implementation in Appendix B.

Guidelines:

- The answer NA means that the paper does not include experiments.
- The experimental setting should be presented in the core of the paper to a level of detail that is necessary to appreciate the results and make sense of them.
- The full details can be provided either with the code, in appendix, or as supplemental material.

7. Experiment statistical significance

Question: Does the paper report error bars suitably and correctly defined or other appropriate information about the statistical significance of the experiments?

Answer: [No]

Justification: In the field of NCO, the performance of methods is typically not evaluated by error bars or statistical significance. Instead, NCO methods conventionally keep the same seed (seed=123 in our work) during training/inference, and use the objective value (Obj.), optimality gap (Gap), and inference time (Time) as metrics to evaluate method performance. A detailed description of these metrics is provided in Section 4.

Guidelines:

- The answer NA means that the paper does not include experiments.
- The authors should answer "Yes" if the results are accompanied by error bars, confidence intervals, or statistical significance tests, at least for the experiments that support the main claims of the paper.

- The factors of variability that the error bars are capturing should be clearly stated (for example, train/test split, initialization, random drawing of some parameter, or overall run with given experimental conditions).
- The method for calculating the error bars should be explained (closed form formula, call to a library function, bootstrap, etc.)
- The assumptions made should be given (e.g., Normally distributed errors).
- It should be clear whether the error bar is the standard deviation or the standard error of the mean.
- It is OK to report 1-sigma error bars, but one should state it. The authors should preferably report a 2-sigma error bar than state that they have a 96% CI, if the hypothesis of Normality of errors is not verified.
- For asymmetric distributions, the authors should be careful not to show in tables or figures symmetric error bars that would yield results that are out of range (e.g. negative error rates).
- If error bars are reported in tables or plots, The authors should explain in the text how they were calculated and reference the corresponding figures or tables in the text.

8. Experiments compute resources

Question: For each experiment, does the paper provide sufficient information on the computer resources (type of compute workers, memory, time of execution) needed to reproduce the experiments?

Answer: Yes

Justification: We have described the compute resources in Section 4.

Guidelines:

- The answer NA means that the paper does not include experiments.
- The paper should indicate the type of compute workers CPU or GPU, internal cluster, or cloud provider, including relevant memory and storage.
- The paper should provide the amount of compute required for each of the individual experimental runs as well as estimate the total compute.
- The paper should disclose whether the full research project required more compute than the experiments reported in the paper (e.g., preliminary or failed experiments that didn't make it into the paper).

9. Code of ethics

Question: Does the research conducted in the paper conform, in every respect, with the NeurIPS Code of Ethics <https://neurips.cc/public/EthicsGuidelines>?

Answer: [Yes]

Justification: Our research conducted in the paper conforms with the NeurIPS Code of Ethics.

Guidelines:

- The answer NA means that the authors have not reviewed the NeurIPS Code of Ethics.
- If the authors answer No, they should explain the special circumstances that require a deviation from the Code of Ethics.
- The authors should make sure to preserve anonymity (e.g., if there is a special consideration due to laws or regulations in their jurisdiction).

10. Broader impacts

Question: Does the paper discuss both potential positive societal impacts and negative societal impacts of the work performed?

Answer: [Yes]

Justification: As a learning-based method for solving VRPs, the proposed method does not have any specific potential negative societal impact. Detailed discussion can be found in Appendix H. discussion.

Guidelines:

- The answer NA means that there is no societal impact of the work performed.
- If the authors answer NA or No, they should explain why their work has no societal impact or why the paper does not address societal impact.
- Examples of negative societal impacts include potential malicious or unintended uses (e.g., disinformation, generating fake profiles, surveillance), fairness considerations (e.g., deployment of technologies that could make decisions that unfairly impact specific groups), privacy considerations, and security considerations.
- The conference expects that many papers will be foundational research and not tied to particular applications, let alone deployments. However, if there is a direct path to any negative applications, the authors should point it out. For example, it is legitimate to point out that an improvement in the quality of generative models could be used to generate deepfakes for disinformation. On the other hand, it is not needed to point out that a generic algorithm for optimizing neural networks could enable people to train models that generate Deepfakes faster.
- The authors should consider possible harms that could arise when the technology is being used as intended and functioning correctly, harms that could arise when the technology is being used as intended but gives incorrect results, and harms following from (intentional or unintentional) misuse of the technology.
- If there are negative societal impacts, the authors could also discuss possible mitigation strategies (e.g., gated release of models, providing defenses in addition to attacks, mechanisms for monitoring misuse, mechanisms to monitor how a system learns from feedback over time, improving the efficiency and accessibility of ML).

11. Safeguards

Question: Does the paper describe safeguards that have been put in place for responsible release of data or models that have a high risk for misuse (e.g., pretrained language models, image generators, or scraped datasets)?

Answer: [NA]

Justification: This paper poses no such risks.

Guidelines:

- The answer NA means that the paper poses no such risks.
- Released models that have a high risk for misuse or dual-use should be released with necessary safeguards to allow for controlled use of the model, for example by requiring that users adhere to usage guidelines or restrictions to access the model or implementing safety filters.
- Datasets that have been scraped from the Internet could pose safety risks. The authors should describe how they avoided releasing unsafe images.
- We recognize that providing effective safeguards is challenging, and many papers do not require this, but we encourage authors to take this into account and make a best faith effort.

12. Licenses for existing assets

Question: Are the creators or original owners of assets (e.g., code, data, models), used in the paper, properly credited and are the license and terms of use explicitly mentioned and properly respected?

Answer: [Yes]

Justification: We have properly cited the assets (e.g., code, data, models) in section I.

Guidelines:

- The answer NA means that the paper does not use existing assets.
- The authors should cite the original paper that produced the code package or dataset.
- The authors should state which version of the asset is used and, if possible, include a URL.
- The name of the license (e.g., CC-BY 4.0) should be included for each asset.
- For scraped data from a particular source (e.g., website), the copyright and terms of service of that source should be provided.

- If assets are released, the license, copyright information, and terms of use in the package should be provided. For popular datasets, paperswithcode.com/datasets has curated licenses for some datasets. Their licensing guide can help determine the license of a dataset.
- For existing datasets that are re-packaged, both the original license and the license of the derived asset (if it has changed) should be provided.
- If this information is not available online, the authors are encouraged to reach out to the asset's creators.

13. **New assets**

Question: Are new assets introduced in the paper well documented and is the documentation provided alongside the assets?

Answer: [NA]

Justification: The datasets utilized in this paper are either sourced from prior research or generated using methodologies established in earlier studies. We have appropriately cited them.

Guidelines:

- The answer NA means that the paper does not release new assets.
- Researchers should communicate the details of the dataset/code/model as part of their submissions via structured templates. This includes details about training, license, limitations, etc.
- The paper should discuss whether and how consent was obtained from people whose asset is used.
- At submission time, remember to anonymize your assets (if applicable). You can either create an anonymized URL or include an anonymized zip file.

14. **Crowdsourcing and research with human subjects**

Question: For crowdsourcing experiments and research with human subjects, does the paper include the full text of instructions given to participants and screenshots, if applicable, as well as details about compensation (if any)?

Answer: [NA]

Justification: This paper studies the neural method for solving TSP and CVRP.

Guidelines:

- The answer NA means that the paper does not involve crowdsourcing nor research with human subjects.
- Including this information in the supplemental material is fine, but if the main contribution of the paper involves human subjects, then as much detail as possible should be included in the main paper.
- According to the NeurIPS Code of Ethics, workers involved in data collection, curation, or other labor should be paid at least the minimum wage in the country of the data collector.

15. **Institutional review board (IRB) approvals or equivalent for research with human subjects**

Question: Does the paper describe potential risks incurred by study participants, whether such risks were disclosed to the subjects, and whether Institutional Review Board (IRB) approvals (or an equivalent approval/review based on the requirements of your country or institution) were obtained?

Answer: [NA]

Justification: This paper studies the neural method for solving TSP and CVRP, which does not involve crowdsourcing nor research with human subjects.

Guidelines:

- The answer NA means that the paper does not involve crowdsourcing nor research with human subjects.

- Depending on the country in which research is conducted, IRB approval (or equivalent) may be required for any human subjects research. If you obtained IRB approval, you should clearly state this in the paper.
- We recognize that the procedures for this may vary significantly between institutions and locations, and we expect authors to adhere to the NeurIPS Code of Ethics and the guidelines for their institution.
- For initial submissions, do not include any information that would break anonymity (if applicable), such as the institution conducting the review.

16. **Declaration of LLM usage**

Question: Does the paper describe the usage of LLMs if it is an important, original, or non-standard component of the core methods in this research? Note that if the LLM is used only for writing, editing, or formatting purposes and does not impact the core methodology, scientific rigorousness, or originality of the research, declaration is not required.

Answer: [NA]

Justification: [NA]

Guidelines:

- The answer NA means that the core method development in this research does not involve LLMs as any important, original, or non-standard components.
- Please refer to our LLM policy (<https://neurips.cc/Conferences/2025/LLM>) for what should or should not be described.