

A COVARIATE-ADAPTIVE TEST FOR REPLICABILITY ACROSS MULTIPLE STUDIES WITH FALSE DISCOVERY RATE CONTROL

NINH TRAN AND DENNIS LEUNG

ABSTRACT. Replicability is a lynchpin for credible discoveries. The partial conjunction (PC) p -value, which combines individual base p -values from multiple similar studies, can gauge whether a feature of interest exhibits replicated signals across studies. However, when a large set of features are examined as in high-throughput experiments, testing for their replicated signals simultaneously can pose a very underpowered problem, due to both the multiplicity burden and inherent limitations of PC p -values. This power deficiency is markedly severe when replication is demanded for all studies under consideration, which is nonetheless the most natural and appealing benchmark for scientific generalizability a practitioner may request.

We propose ParFilter, a general framework that marries the ideas of filtering and covariate-adaptiveness to power up large-scale testing for replicated signals as described above. It reduces the multiplicity burden by partitioning studies into smaller groups and borrowing the cross-group information to filter out unpromising features. Moreover, harnessing side information offered by auxiliary covariates whenever they are available, it can train informative hypothesis weights to encourage rejections of features more likely to exhibit replicated signals. We prove its finite-sample control on the false discovery rate, under both independence and arbitrary dependence among the base p -values across features. In simulations as well as a real case study on autoimmunity based on RNA-Seq data obtained from thymic cells, the ParFilter has demonstrated competitive performance against other existing methods for such replicability analyses.

1. INTRODUCTION

The replicability crisis (Ioannidis, 2005) has raised widespread concern about the credibility of contemporary scientific findings. A recent article of Nosek et al. (2022) has recounted how psychologists have been actively confronting this issue within their field over the past decade, as a case in point. To enhance the reliability of and assurance in scientific claims, the statistical community have responded by developing rigorous methods for *replicability analysis*, which aim to identify, in a principled manner, replicable discoveries that are supported by data from *multiple studies* of a similar nature. In an era of open science where experimental data from different research groups become more accessible, these statistical tools have been increasingly employed in different domains, such as immunology (Jaljuli et al., 2025), natural language processing (Dror et al., 2017) and developmental neuroscience (Meltzoff et al., 2018). In this paper, we will further contribute a timely method for such analyses of modern high-throughput experimental data.

Consider a typical meta-analytical framework that consists of n comparable studies, each examining the same set of m features. Adopting the shorthand $[\ell] \equiv \{1, \dots, \ell\}$ for any natural number $\ell \in \mathbb{N} \equiv \{1, 2, \dots\}$, suppose $\mu_{ij} \in \mathbb{R}$ is an unknown effect parameter corresponding to

2020 *Mathematics Subject Classification.* 62F03.

Key words and phrases. multiple testing, partial conjunction hypothesis, replicability analysis, meta analysis, false discovery rate, filtering, adaptive, side information.

This research was supported by The University of Melbourne’s Research Computing Services and the Petascale Campus Initiative.

feature $i \in [m]$ in study $j \in [n]$, and $\mathcal{A}_i \subseteq \mathbb{R}$ is a common *null* parameter region across the n studies for feature i . The effect specific to study j is considered a scientifically interesting finding (i.e., a *signal*) if μ_{ij} does not belong to \mathcal{A}_i . Consequently, the query of whether μ_{ij} is a signal can be formulated as testing the null hypothesis

$$(1.1) \quad H_{ij} : \mu_{ij} \in \mathcal{A}_i$$

against the alternative $\mu_{ij} \notin \mathcal{A}_i$. In this paper, we exemplify the problem with a meta-analysis on thymic gene differential expression in relation to autoimmunity, the details of which will be given in Section 5.

Example 1.1 (Meta-analysis on differential gene expression in thymic medulla for autoimmune disorder). We consider a meta-analysis on RNA-Seq data obtained from medullary thymic epithelial cells (mTECs) for $m = 6,587$ genes compiled from $n = 3$ independent mouse studies. For each $(i, j) \in [6587] \times [3]$, $\mu_{ij} \in \mathbb{R}$ is the mean difference in expression level of gene i between healthy and autoimmune mice in study j . If $\mu_{ij} \neq 0$ (corresponding to $\mathcal{A}_i = \{0\}$), then gene i in study j is implicated as a potential marker for autoimmunity, as its expression differs between healthy and autoimmune mice, on average.

Testing the individual hypotheses H_{ij} is certainly central to each study. However, to reinforce the generalizability of scientific findings, one may ask whether a given feature i has *replicated* signals across studies. First advocated by Friston et al. (2005), Benjamini and Heller (2008) and Benjamini et al. (2009), the following paradigm addresses the latter problem: For a given number $u \in [n]$ that represents the required *level of replicability*, declare the effect of feature i as being $u/[n]$ *replicated* if at least u of $\mu_{i1}, \dots, \mu_{in}$ are signals. This can be formulated as testing the *partial conjunction* (PC) null hypothesis

$$(1.2) \quad H_i^{u/[n]} : |\{j \in [n] : \mu_{ij} \in \mathcal{A}_i\}| \geq n - u + 1$$

which states that at least $n - u + 1$ of the effects $\mu_{i1}, \dots, \mu_{in}$ belong to the null set \mathcal{A}_i , or equivalently, no more than $u - 1$ of them are signals. Setting $u = 1$ amounts to testing the *global null hypothesis* that H_{ij} is true for all $j \in [n]$, an inferential goal pursued in many past meta-analyses, but one that is the least demanding in terms of replicability. At the other end, setting $u = n$, the maximum replicability level, offers the most conceptually appealing yet strictest benchmark for assessing the generalizability of scientifically interesting findings.

Assume the primary data available from the studies allow a statistician to directly access or otherwise construct a p -value p_{ij} for each H_{ij} . For meta-analyses like Example 1.1, the gene expression data are often available on public repositories such as the Gene Expression Omnibus¹ (GEO) and can be processed into p -values using bioinformatics pipelines such as `limma` (Ritchie et al., 2015). In such large-scale experiments with many features (e.g. the 6,587 genes in Example 1.1), it is natural to aim for controlling the *false discovery rate* (FDR), i.e. the expected proportion of Type I errors among the discoveries, when simultaneously testing the PC nulls in (1.2) for all $i \in [m]$. In the present context, suppose $\hat{\mathcal{R}} \subseteq [m]$ is a set of rejected PC nulls determined with the available data, the FDR for $\hat{\mathcal{R}}$ is then defined as

$$\text{FDR}_{\text{rep}} = \text{FDR}_{\text{rep}}(\hat{\mathcal{R}}) \equiv \mathbb{E} \left[\frac{\sum_{i \in \mathcal{H}^{u/[n]}} I\{i \in \hat{\mathcal{R}}\}}{1 \vee \sum_{i \in [m]} I\{i \in \hat{\mathcal{R}}\}} \right],$$

¹<https://www.ncbi.nlm.nih.gov/geo/>

where $a \vee b \equiv \max(a, b)$ for any real numbers $a, b \in \mathbb{R}$ and

$$(1.3) \quad \mathcal{H}^{u/[n]} \equiv \{i \in [m] : H_i^{u/[n]} \text{ is true}\}$$

is the set of all features whose PC null hypotheses are true.

A “vanilla” protocol for controlling the FDR_{rep} is to apply the Benjamini-Hochberg (BH) procedure (Benjamini and Hochberg, 1995) to a set of m p -values for assessing the PC nulls, also commonly referred to as partial conjunction (PC) p -values. In the literature, a PC p -value for testing $H_i^{u/[n]}$, denoted as $p_i^{u/[n]}$, is typically constructed by combining the base p -values p_{i1}, \dots, p_{in} following the formulation proposed by Benjamini and Heller (2008) and later extended by Wang and Owen (2019). Although seemingly natural, this vanilla approach is known to have low power; this is not only due to the multiplicity correction required for the FDR control, but also due to the inherent limitations of PC p -values. In Section 2.1, we will re-examine this issue with a particular focus on the maximum replicability level $u = n$, which represents the most natural benchmark for replicability of discoveries a typical practitioner may wish for, but unfortunately also poses the most power-deficient testing problem.

The ParFilter is our proposed method to powerfully test for replicated signals in the meta-analytical setting above with strong (finite-sample) FDR_{rep} control guarantees. In a nutshell, as the name suggests, it operates by first **partitioning** the n studies into different groups and borrowing the between-group information to **filter** out features that are unlikely to be $u/[n]$ replicable; this reduces the multiplicity correction required and set the scene for high testing power. Moreover, it can incorporate useful *side information* provided by auxiliary covariates, on top of the p -values, to decide on the features that are $u/[n]$ replicable. Specifically, for each study j , the statistician may optionally have access to a covariate $x_{ij} \in \mathbb{R}^{d_j}$ that is also informative for testing H_{ij} . For instance, in Example 1.1, x_{ij} can be taken as the differential expression of gene i in cells from a different part of the thymus other than the medulla, such as the cortex (Section 5). This reflects the recent trend in the multiple testing literature of integrating side information to enhance power.

Therefore, the ParFilter seamlessly marries two lines of current research – replicability analysis and covariate-adaptive inference, and we highlight our contributions in context:

- (i) The ParFilter substantially generalizes the two FDR_{rep} controlling procedures of Bogomolov and Heller (2018, Sec. 3.2 & 4.2), which were only designed for assessing $2/[2]$ replicability using the filtering strategy. Precisely, in the special case where $n = u = 2$ and covariates are unavailable, our ParFilter boils down to them under particular tuning parameter settings; see Section 3.5. Their powerful procedures provide finite-sample FDR_{rep} control guarantees under standard assumptions (Bogomolov and Heller, 2018, Theorems 2 & 4), and can therefore be considered as gold standards to be pursued for further generalization.

Nonetheless, the original proofs for FDR_{rep} control in Bogomolov and Heller (2018) involve bounding sums of probabilities over intricate intersecting events, which appears too difficult to be directly extended for more than two studies. As a technical innovation, we take a different route by harnessing techniques inspired by the recent developments in Ramdas et al. (2019) and Katsevich et al. (2023) for “dependency control” (Blanchard and Roquain, 2008), and provide relatively transparent proofs of ParFilter’s finite-sample FDR_{rep} guarantees (Section 3.6) for arbitrary $u \leq n$.

- (ii) To our best knowledge, the ParFilter is the only covariate-adaptive procedure specialized for FDR_{rep} controlling multi-study replicability analysis thus far. Due to their useful side information offered for testing, auxiliary covariates have been incorporated into multiple testing within a single study for some time. The related literature encompasses Type I

error rates beyond the FDR and resists a succinct summary; we refer to Freestone et al. (2024), Ignatiadis and Huber (2021), Lei and Fithian (2018), Leung and Sun (2022), Ren and Candès (2023) for examples of covariate-adaptive testing procedures with finite-sample FDR guarantees that are most relevant to our present work.

To boost testing power while ensuring its finite-sample FDR_{rep} guarantees, the ParFilter trains informative hypothesis weights, which can encourage rejections of features more likely to contain replicated signals, from the covariate-augmented data in a manner that naturally respects the partitioning structure of the studies in the filtering step (Section 3.4). This novel approach shares a similar spirit as the “cross-weighting” approach in the single-study FDR work of Ignatiadis and Huber (2021), where hypothesis weights are cross-trained on randomly or manually defined p -value folds alongside the covariates.

We also compare with two existing methods that employ the general idea of filtering in different ways for power enhancement in FDR_{rep} controlling testing. The AdaFilter-BH procedure of Wang et al. (2022, Section 4.2) first filters out features that are unlikely to exhibit $(u-1)/[n]$ replicability and then computes a final rejection set for $u/[n]$ replicability from the remaining features. While being powerful, since its rejection set is derived from the same p -values used for filtering, it only offers asymptotic FDR_{rep} control under limiting assumptions. On the other hand, the CoFilter of Dickhaus et al. (2024), like the ParFilter, offers finite-sample FDR_{rep} control for an arbitrary number of studies n . It forms a selection set $\mathcal{S} = \{i \in [m] : p_i^{u/[n]} \leq \tau\}$ using a pre-determined threshold $\tau \in (0, 1)$, and then runs a BH procedure on the *selection-adjusted* PC p -values in $\{p_i^{u/[n]}/\tau : i \in \mathcal{S}\}$. While its power benefits from filtering, the gain is limited because selection-adjusted PC p -values are more conservative than ordinary PC p -values. Further comparisons will be explored in our simulation studies (Section 4).

Other inferential methods for partial conjunction hypotheses not already discussed include those of Bogomolov (2023, Sec. 5.3) and Benjamini et al. (2009, Sec. 4(b)), which provide lower bounds on the number of studies in which feature i shows an effect, while controlling the false coverage rate (Benjamini and and, 2005). The methods proposed in Chung et al. (2014) and Heller et al. (2014) provide replicability inferences specifically under the popular two-group modeling assumption of Efron et al. (2001). Li et al. (2021) developed a method — building on the model-X framework of Candès et al. (2018) — to assess replicability in a regression setting, where the goal is to determine whether explanatory variables are consistently associated with a response variable across n sampled environments. Sun et al. (2015, Sec. 3.2 & 4.2) analyzed spatial signal clusters by formulating them as partial conjunction testing problems. These references are certainly not exhaustive, and we refer to Bogomolov and Heller (2023) for a comprehensive review.

Our paper is structured as follows: Section 2 reviews PC p -values and re-examines their power limitations. Section 3 provides the layout of the ParFilter, outlining its implementation and finite-sample FDR guarantees (Theorems 3.5 and 3.6). Section 4 demonstrates the competitiveness of the ParFilter against existing FDR_{rep} procedures using simulated data. Section 5 explores the ParFilter’s performance in the replicability analysis of the real data from Example 1.1. Finally, Section 6 concludes with a discussion on potential extensions. An R package implementing the ParFilter is available at <https://github.com/ninhtran02/Parfilter>.

1.1. Additional notation. $\Phi(\cdot)$ denotes a standard normal distribution function. For two vectors \mathbf{a} and \mathbf{b} of the same length, $\mathbf{a} \leq \mathbf{b}$ (resp. $\mathbf{a} \geq \mathbf{b}$) denotes that each element in \mathbf{a} is less (resp. greater) than or equal to its corresponding element in \mathbf{b} ; for two matrices \mathbf{A} and \mathbf{B} of equal dimensions, $\mathbf{A} \leq \mathbf{B}$ and $\mathbf{A} \geq \mathbf{B}$ are defined analogously by comparing their corresponding elements. For any

two real numbers $a, b \in \mathbb{R}$, $a \vee b \equiv \max(a, b)$ and $a \wedge b \equiv \min(a, b)$. Given a natural number $\ell \in \mathbb{N}$, a real valued function $f : \mathcal{D} \rightarrow \mathbb{R}$ defined on a subset $\mathcal{D} \subseteq \mathbb{R}^\ell$ is said to be non-decreasing (resp. non-increasing) if $f(\mathbf{x}_1) \leq f(\mathbf{x}_2)$ (resp. $f(\mathbf{x}_1) \geq f(\mathbf{x}_2)$) for any vectors $\mathbf{x}_1, \mathbf{x}_2 \in \mathbb{R}^\ell$ such that $\mathbf{x}_1 \leq \mathbf{x}_2$. For a vector of real numbers $\mathbf{a} \in \mathbb{R}^\ell$, the vector $(1, \mathbf{a}) \in \mathbb{R}^{1+\ell}$ denotes the concatenation of 1 and \mathbf{a} . For $\ell_1, \ell_2 \in \mathbb{N}$ such that $\ell_1 \leq \ell_2$, let $[\ell_1 : \ell_2] \equiv \{\ell_1, \ell_1 + 1, \dots, \ell_2\}$. For a set of numbers $\mathcal{J} \subseteq \mathbb{N}$, let $|\mathcal{J}|$ denote its cardinality.

2. MULTIPLE TESTING WITH PC p -VALUES

We first review some fundamentals of partial conjunction testing. Consider a generic context where $\theta_1, \dots, \theta_n$ are n parameters of interest and Θ_j is a set of null values for θ_j for each $j \in [n]$. Let $p_1, \dots, p_n \in [0, 1]$ be the base p -values for testing the null hypothesis $\theta_1 \in \Theta_1, \dots, \theta_n \in \Theta_n$ respectively, and suppose these p -values are *valid*, i.e.,

$$(2.1) \quad \Pr(p_j \leq t) \leq t \text{ for all } t \in [0, 1] \text{ if the null hypothesis } \theta_j \in \Theta_j \text{ is true.}$$

For a given replicability level $u \in [n]$, the partial conjunction (PC) null hypothesis that at least $n - u + 1$ parameters among $\theta_1, \dots, \theta_n$ are null is denoted as

$$H^{u/[n]} : |\{j \in [n] : \theta_j \in \Theta_j\}| \geq n - u + 1.$$

In the literature, $H^{u/[n]}$ is typically tested by combining the base p -values p_1, \dots, p_n to create a *combined* p -value that is both *valid* and *monotone*:

Definition 2.1 (Valid and monotone combined p -values for testing $H^{u/[n]}$). *For a given combining function $f : [0, 1]^n \rightarrow [0, 1]$, the combined p -value $f(p_1, \dots, p_n)$ is said to be*

- (a) *valid for testing $H^{u/[n]}$ if $\Pr(f(p_1, \dots, p_n) \leq t) \leq t$ for all $t \in [0, 1]$ under $H^{u/[n]}$, and*
- (b) *monotone if f is non-decreasing.*

The combined p -value properties outlined in Definition 2.1 are minimal because validity is required for ensuring Type I error control, and monotonicity is sensible for scientific reasoning; a more nuanced discussion on monotonicity can be found in Wang and Owen (2019, Sec 3.2). For testing $H^{1/[n]}$, i.e., the *global null hypothesis* that all $\theta_1 \in \Theta_1, \dots, \theta_n \in \Theta_n$ hold true, perhaps the most well known combining function is

$$f_{\text{Bonferroni}}(p_1, \dots, p_n) \equiv (n \cdot \min(p_1, \dots, p_n)) \wedge 1.$$

In words, $f_{\text{Bonferroni}}$ applies a Bonferroni correction to the minimum base p -value, and the resulting combined p -value is usually a very conservative. More powerful functions for combining p -values to test global nulls are available, and a comprehensive list of such functions is provided in Bogomolov (2023, Section 2.1). Below, we present three common choices:

- **Fisher (1973)'s combining function:**

$$f_{\text{Fisher}}(p_1, \dots, p_n) \equiv 1 - F_{\chi^2_{(2n)}} \left(-2 \sum_{j \in [n]} \log(p_j) \right),$$

where $F_{\chi^2_{(2n)}}$ is the chi-squared distribution function with $2n$ degrees of freedom.

- **Stouffer et al. (1949)'s combining function:**

$$f_{\text{Stouffer}}(p_1, \dots, p_n) \equiv 1 - \Phi \left(\frac{\sum_{j \in [n]} \Phi^{-1}(1 - p_j)}{\sqrt{n}} \right);$$

- **Simes (1986)'s combining function:**

$$f_{\text{Simes}}(p_1, \dots, p_n) \equiv \min_{j \in [n]} \frac{np_{(j)}}{j},$$

where $p_{(1)} \leq \dots \leq p_{(n)}$ are the ordered statistics for $p_1 \leq \dots \leq p_n$.

Assuming p_1, \dots, p_n are independent and property (2.1) holds, all four combining functions above (i.e., Bonferroni, Fisher, Stouffer, and Simes) give valid combined p -values for testing $H^{1/[n]}$. Moreover, these combining functions are all evidently non-decreasing.

To test $H^{u/[n]}$ for a general $u > 1$, the corresponding combined p -value, commonly referred to as a PC p -value, is typically derived using the *generalized Benjamini-Heller* combining method (Benjamini and Heller, 2008, Wang and Owen, 2019). The resulting PC p -value is known as a **GBHPC** (generalized **B**enjamini-**H**eller **p**artial **c**onjunction) p -value:

Definition 2.2 (GBHPC p -value for testing $H^{u/[n]}$). *Suppose $u \in [n]$ is given. For each subset $\mathcal{J} = \{j_1, \dots, j_{n-u+1}\} \subseteq [n]$ of $n - u + 1$ ordered elements $1 \leq j_1 < \dots < j_{n-u+1} \leq n$, let*

$$\mathbf{p}_{\mathcal{J}} = (p_{j_1}, \dots, p_{j_{n-u+1}}) \text{ and } \boldsymbol{\theta}_{\mathcal{J}} = (\theta_{j_1}, \dots, \theta_{j_{n-u+1}})$$

be the vectors of p -values and parameters corresponding to \mathcal{J} . Moreover, let

$$f_{\mathcal{J}} : [0, 1]^{n-u+1} \longrightarrow [0, 1]$$

be a non-decreasing function where $f_{\mathcal{J}}(\mathbf{p}_{\mathcal{J}})$ is valid for testing

$$H^{1/\mathcal{J}} : \boldsymbol{\theta}_{\mathcal{J}} \in \Theta_{j_1} \times \dots \times \Theta_{j_{n-u+1}},$$

the restricted global null hypothesis that all the base nulls corresponding to \mathcal{J} are true. Define the GBHPC p -value for testing $H^{u/[n]}$ to be

$$(2.2) \quad f^*(p_1, \dots, p_n; u) \equiv \max\{f_{\mathcal{J}}(\mathbf{p}_{\mathcal{J}}) : \mathcal{J} \subseteq [n] \text{ such that } |\mathcal{J}| = n - u + 1\},$$

i.e., the largest combined p -value $f_{\mathcal{J}}(\mathbf{p}_{\mathcal{J}})$ for testing the restricted global nulls $H^{1/\mathcal{J}}$ among all $\mathcal{J} \subseteq [n]$ with cardinality $|\mathcal{J}| = n - u + 1$.

As a concrete example, if we take each $f_{\mathcal{J}}$ in (2.2) to be Stouffer's combining function in $n - u + 1$ arguments, then

$$(2.3) \quad f^*(p_1, \dots, p_n) = f_{\text{Stouffer}}(p_{(u)}, \dots, p_{(n)}) = 1 - \Phi \left(\frac{\sum_{j=u}^n \Phi^{-1}(1 - p_{(j)})}{\sqrt{n - u + 1}} \right).$$

Intuitively, (2.3) makes sense as a p -value for testing $H^{u/[n]}$ because it is a function of the largest $n - u + 1$ base p -values only. By Wang and Owen (2019, Proposition 1), GBHPC p -values (Definition 2.2) are valid for testing $H^{u/[n]}$ (Definition 2.1(a)) because every $f_{\mathcal{J}}(\mathbf{p}_{\mathcal{J}})$ in (2.2) is valid for testing their corresponding restricted global null $H^{1/\mathcal{J}}$; moreover, they are monotone (Definition 2.1(b)) because every $f_{\mathcal{J}}$ in (2.2) is non-decreasing. Under mild conditions, Wang and Owen (2019, Theorem 2) has also demonstrated that any admissible monotone combined p -value must necessarily take the form of (2.2).

2.1. The deprived power of partial conjunction test when $u = n$. Maximum replicability ($u = n$) is the most natural and appealing requirement for ensuring the generalizability of scientific findings. However, it also posits the most power-deprived partial conjunction testing problem, because the underlying composite null parameter space of $H^{u/[n]}$ becomes larger as u increases (Bogomolov and Heller, 2023, Sec. 2.1). What may be surprising is how disproportionately

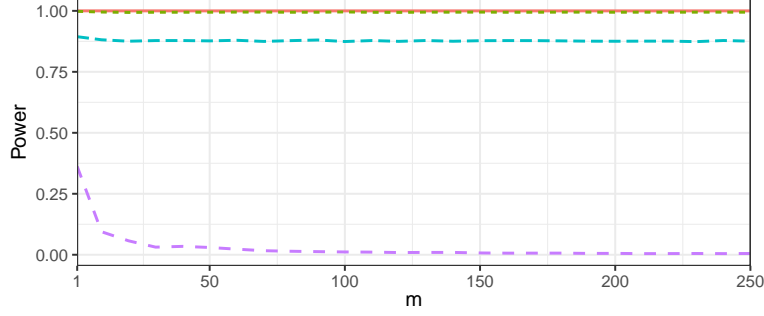


Figure 2.1. Power of the BH procedure (with FDR target 0.05) applied to $m = 1, 10, 20, \dots, 250$ PC p -values under replicability levels $u = 1, 2, 3, 4$, based on a simulation experiment with a total of $n = 4$ studies. By design, $H_i^{u/[n]}$ is false for each $(i, u) \in [m] \times [4]$, and its corresponding PC p -value $p_i^{u/[4]}$ is constructed from the base p -values p_{i1}, \dots, p_{i4} using the generalized Benjamini–Heller formulation in Definition 2.2, with Stouffer’s combining function.

underpowered the case of $u = n$ can be, relative to other cases with $u < n$, especially when multiple PC nulls $H_1^{u/[n]}, \dots, H_m^{u/[n]}$ are to be tested simultaneously as in Section 1.

To illustrate, consider a simple scenario with $n = 4$ studies, where all the base null hypotheses H_{ij} are *false* with their corresponding p -values generated as

$$p_{ij} \stackrel{\text{iid}}{\sim} \text{Beta}(0.26, 7) \text{ for each } (i, j) \in [m] \times [4],$$

which are highly right-skewed and stochastically smaller than a uniform distribution. At a given replicability level $u = 1, \dots, 4$, we assess $H_i^{u/[4]}$ by forming a PC p -value $p_i^{u/[4]}$ from p_{i1}, \dots, p_{i4} for each feature i , using the Stouffer-GBHPC formulation given in (2.3). We then apply the BH procedure to the m PC p -values at a nominal FDR level of 0.05. For various numbers of hypotheses tested, i.e., $m \in \{1, 10, 20, \dots, 250\}$, Figure 2.1 shows the power of this standard testing procedure, estimated by the average proportion of rejected PC null hypotheses out of the total m over 500 repeated experiments.

For a single test at $m = 1$, the power is 1.00, 1.00, 0.89, and 0.37 for $u = 1, 2, 3, 4$, respectively; the significant drop in power from $u = 3$ to $u = 4$ highlights how highly conservative a single PC p -value can already be under $u = n$. As m increases, the power for testing $4/[4]$ replicability further drops rapidly towards 0, while the power for other replicability levels remains quite stable throughout. This illustrates that, in addition to their poor individual power, PC p -values at maximum replicability level $u = n$ can be extremely sensitive to standard multiplicity correcting methods such as the BH procedure, and yield power too low to be detected.

In Appendix D, we repeat these simulations with n varying from 2 to 8, and also examine the power when Fisher’s combining function is used in place of Stouffer’s in the GBHPC p -value formulation of $p_1^{u/[n]}, \dots, p_m^{u/[n]}$. The results there exhibit the same pattern: a sharp drop in power when moving from $u = n - 1$ to $u = n$, and a rapid decline to zero power as m increases when $u = n$. A general discussion on the low power of combined p -values in partial conjunction hypothesis testing can be found in Liang et al. (2025, Sec. 1.3) and the references therein. However, a complete theoretical explanation or lower bound for the sharp drop in power of a GBHPC p -value at $u = n$ currently eludes us, though we suspect that the results of Weiss (1965, 1969) on the distribution of sample spacings $p_{(j+1)} - p_{(j)}$ for $j \in [n - 1]$ may prove useful in developing one.

3. THE PARFILTER

In this section, we introduce our ParFilter for simultaneously testing the PC nulls in (1.2). In the sequel, we will use

$$\mathbf{P} \equiv (p_{ij})_{i \in [m], j \in [n]} \quad \text{and} \quad \mathbf{X} \equiv (x_{ij})_{i \in [m], j \in [n]}$$

to respectively denote the $m \times n$ matrices of p -values and covariates for the base hypotheses in (1.1), with the understanding that the covariates x_{ij} within the same study j have a common dimension $d_j \geq 1$. If covariates are unavailable for a given study j , the j -th column of \mathbf{X} is taken to contain entries of 0's as constants.

We also need to denote submatrices or subvectors of \mathbf{P} or \mathbf{X} . If we are given $i \in [m]$, $j \in [n]$, $\mathcal{I} \subseteq [m]$ and $\mathcal{J} \subseteq [n]$ as row or column indices, then $(-i)$, $(-j)$, $(-\mathcal{I})$ and $(-\mathcal{J})$ are shorthands for their complements $[m] \setminus \{i\}$, $[n] \setminus \{j\}$, $[m] \setminus \mathcal{I}$ and $[n] \setminus \mathcal{J}$ respectively, and “.” represents either all the rows or all the columns. For examples, $\mathbf{P}_{i\cdot} \equiv (p_{i1}, \dots, p_{in})$ denotes the i th row of \mathbf{P} as a vector, $\mathbf{P}_{\cdot\mathcal{J}}$ denotes the whole matrix \mathbf{P} restricted to the columns in \mathcal{J} , $\mathbf{P}_{i\mathcal{J}}$ denotes the i th row of $\mathbf{P}_{\cdot\mathcal{J}}$, and $\mathbf{P}_{(-\mathcal{I})\mathcal{J}}$ denotes $\mathbf{P}_{\cdot\mathcal{J}}$ restricted to the rows in $[m] \setminus \mathcal{I}$. Other such submatrices or subvectors should be self-explanatory from their context.

These elementary assumptions will ground our theoretical results throughout:

Assumption 1 (Independence across studies conditional on \mathbf{X}). $\mathbf{P}_{\cdot 1}, \dots, \mathbf{P}_{\cdot n}$ are mutually independent conditional on \mathbf{X} .

Assumption 2 (Valid base p -values). Each base p -value in $\mathbf{P} \in [0, 1]^{m \times n}$ satisfies

$$\Pr(p_{ij} \leq t) \leq t \quad \text{for all } t \in [0, 1] \text{ whenever } H_{ij} \text{ is true.}$$

In other words, p_{ij} is stochastically no smaller than a uniform distribution (i.e. superuniform) when H_{ij} is true.

Assumption 3 (Independence between p_{ij} and \mathbf{X} under the null). Given H_{ij} is true, then p_{ij} is independent of \mathbf{X} .

When the covariates can be considered as deterministic, such as our case study in Section 5 where the covariates are computed from external datasets, Assumption 1 is natural since meta-analyses typically consist of independently conducted studies. In other occasions, within each study, the covariates are induced from the same data used to compute the base p -values and are more appropriately treated as random. An example is Bottomly et al. (2011)'s well known dataset in the single-study FDR testing literature (Ignatiadis et al., 2016, Lei and Fithian, 2018, Leung and Sun, 2022, Zhang and Chen, 2022), where for each gene (a feature), the p -value corresponds to its differential expression between two mouse strains and the covariate is the mean normalized read counts across samples. With multiple studies, as long as the n covariate-augmented datasets $\{\mathbf{P}_{\cdot 1}, \mathbf{X}_{\cdot 1}\}, \dots, \{\mathbf{P}_{\cdot n}, \mathbf{X}_{\cdot n}\}$ are independent, Assumption 1 is obviously satisfied.

The superuniformity of null p -values (Assumption 2) is a standard starting point for hypothesis testing. In virtually all covariate-adaptive testing literature in the single-study context, it has always been assumed that the covariates do not influence the distribution of a null p -value as a “principle for information extraction” (Cai et al., 2019), and such covariates naturally exist in many applications (Boca and Leek, 2018, Ignatiadis et al., 2016). Assumption 3 is therefore a multi-study generalization of this principle, and is trivial if \mathbf{X} is deterministic. If \mathbf{X} is random and the covariate-augmented datasets $\{\mathbf{P}_{\cdot 1}, \mathbf{X}_{\cdot 1}\}, \dots, \{\mathbf{P}_{\cdot n}, \mathbf{X}_{\cdot n}\}$ are independent, Assumption 3 can be restated as “ p_{ij} is independent of $\mathbf{X}_{\cdot j}$ when H_{ij} is true” as in the single-study case; see Ignatiadis and Huber (2021, Assumption 1(b) and 2(b)) for instance.

The ParFilter begins by specifying a *testing configuration* for $u/[n]$ replicability.

Definition 3.1 (Testing configuration for $u/[n]$ replicability). *For a given number $K \in [u]$, let*

$$\mathcal{G}_1, \mathcal{G}_2, \dots, \mathcal{G}_K \subseteq [n]$$

be disjoint non-empty subsets, referred to as groups, that form a partition of the set $[n]$. Let $w_1, \dots, w_K \in (0, 1]$ be numbers, referred to as local error weights, that sum to one, i.e.,

$$\sum_{k \in [K]} w_k = 1.$$

For each feature $i \in [m]$, let $\mathbf{u}_i \equiv (u_{i1}, \dots, u_{iK})$ be a vector of K natural numbers, referred to as local replicability levels, that satisfies

$$(3.1) \quad u_{ik} \in [|\mathcal{G}_k|] \text{ for all } k \in [K] \quad \text{and} \quad \sum_{k \in [K]} u_{ik} = u.$$

Then the combination

$$(3.2) \quad \{\mathcal{G}_k, w_k, \mathbf{u}_i\}_{k \in [K], i \in [m]}$$

is known as a testing configuration for $u/[n]$ replicability. This configuration can be fixed or dependent on the covariates \mathbf{X} , but must not be dependent on the base p -values \mathbf{P} .

With respect to a testing configuration (3.2), for each feature i in a given group k , one can define the *local* PC null hypothesis

$$(3.3) \quad H_i^{u_{ik}/\mathcal{G}_k} : |\{j \in \mathcal{G}_k : \mu_{ij} \in \mathcal{A}_i\}| \geq |\mathcal{G}_k| - u_{ik} + 1,$$

which asserts that there are no more than $u_{ik} - 1$ true signals among the $|\mathcal{G}_k|$ effects, as well as its corresponding *local* PC p -value

$$(3.4) \quad p_i^{u_{ik}/\mathcal{G}_k} \equiv f_{ik}(\mathbf{P}_{i\mathcal{G}_k}; u_{ik}),$$

where f_{ik} is a function that combines the base p -values in $\mathbf{P}_{i\mathcal{G}_k}$ and also depends on u_{ik} . The ParFilter will leverage the property associated with a given testing configuration in the following lemma to control the FDR_{rep} when testing the PC nulls in (1.2):

Lemma 3.1 (FDR_k control $\Rightarrow \text{FDR}_{\text{rep}}$ control). *Suppose $\{\mathcal{G}_k, w_k, \mathbf{u}_i\}_{k \in [K], i \in [m]}$ is a testing configuration and*

$$\mathcal{H}_k \equiv \{i \in [m] : H_i^{u_{ik}/\mathcal{G}_k} \text{ is true}\}$$

is the set of true local PC nulls for each group $k \in [K]$. Let $\hat{\mathcal{R}} \subseteq [m]$ be an arbitrary data-dependent rejection set and

$$\text{FDR}_k = \text{FDR}_k(\hat{\mathcal{R}}) \equiv \mathbb{E} \left[\frac{\sum_{i \in \mathcal{H}_k} I\{i \in \hat{\mathcal{R}}\}}{|\hat{\mathcal{R}}| \vee 1} \right]$$

be the FDR entailed by rejecting the local PC nulls in group k for the features in $\hat{\mathcal{R}}$. For an FDR_{rep} target $q \in (0, 1)$, if $\hat{\mathcal{R}}$ is such that $\text{FDR}_k(\hat{\mathcal{R}}) \leq w_k \cdot q$ for each $k \in [K]$, then $\text{FDR}_{\text{rep}}(\hat{\mathcal{R}}) \leq q$.

Lemma 3.1 is proved in Appendix C.1. In addition to the testing configuration, for each group k , the ParFilter employs two related functions $f_{\mathcal{S}_k}$ and f_{ν_k} that take \mathbf{P} and \mathbf{X} as inputs: The first function output a subset

$$(3.5) \quad \mathcal{S}_k \equiv f_{\mathcal{S}_k}(\mathbf{P}; \mathbf{X}) \subseteq [m]$$

that aims to have as few intersecting features with the set of null features $\mathcal{H}^{u/[n]}$ in (1.3) as possible, and the second function creates non-negative weights $\nu_{1k}, \dots, \nu_{mk} \in [0, \infty)$ by outputting a vector

$$(3.6) \quad \boldsymbol{\nu}_k = (\nu_{1k}, \nu_{2k}, \dots, \nu_{mk}) \equiv f_{\boldsymbol{\nu}_k}(\mathbf{P}; \mathbf{X}) \quad \text{that satisfies} \quad \sum_{\ell \in \mathcal{S}_k} \nu_{\ell k} = |\mathcal{S}_k|.$$

Finally, for given fixed tuning parameters

$$\lambda_1, \lambda_2, \dots, \lambda_K \in (0, 1),$$

the ParFilter considers the following *candidate* rejection set

$$(3.7) \quad \mathcal{R}(\mathbf{t}) \equiv \bigcap_{k \in [K]} \left\{ i \in \mathcal{S}_k : p_i^{u_{ik}/\mathcal{G}_k} \leq (\nu_{ik} \cdot t_k) \wedge \lambda_k \right\}$$

for any vector of thresholds $\mathbf{t} = (t_1, \dots, t_K) \in [0, \infty)^K$,

and decides on a data-dependent vector $\hat{\mathbf{t}} = (\hat{t}_1, \dots, \hat{t}_K)$, which is plugged into (3.7) to obtain a final rejection set $\hat{\mathcal{R}} = \mathcal{R}(\hat{\mathbf{t}})$. Under suitable assumptions, $\mathcal{R}(\hat{\mathbf{t}})$ will control $\text{FDR}_k(\mathcal{R}(\hat{\mathbf{t}}))$ below $w_k \cdot q$ for each $k \in [K]$, and therefore control $\text{FDR}_{\text{rep}}(\mathcal{R}(\hat{\mathbf{t}}))$ below q by virtue of Lemma 3.1.

In the following subsections, we will discuss the specifics of how the testing configuration, local PC p -values, $f_{\mathcal{S}_k}$, $f_{\boldsymbol{\nu}_k}$, and $\hat{\mathbf{t}}$ should be formed. But before getting into these downstream details, one can already observe from our overview above how the ParFilter derives its testing power:

- (i) The selected sets $\mathcal{S}_1, \dots, \mathcal{S}_K$ serve to filter out unpromising features that have little hope of demonstrating $u/[n]$ replicability. If the *selection rules* $f_{\mathcal{S}_k}$'s can successfully exclude many features belonging to $\mathcal{H}^{u/[n]}$, we can substantially reduce the amount of multiplicity correction required when determining the data-dependent threshold $\hat{\mathbf{t}}$ for the rejection set.
- (ii) The *local PC weights* $\boldsymbol{\nu}_1, \dots, \boldsymbol{\nu}_K$ rescale the rejection thresholds, as seen in (3.7). A simple choice is to set $\nu_{ik} = 1$ for every i and k . However, if the weights can be learned from the data, ideally also with the help of auxiliary covariates, in such a way that ν_{ik} is large for $i \notin \mathcal{H}^{u/[n]}$ and small for $i \in \mathcal{H}^{u/[n]}$, then the final reject set $\mathcal{R}(\hat{\mathbf{t}})$ renders a more powerful procedure.

3.1. Testing configuration for the ParFilter. Our suggestion for setting the testing configuration for maximum replicability is straightforward:

Example 3.1 (Simple testing configuration for $u = n$). Let $K = n$. For each $k \in [n]$, let

$$\mathcal{G}_k = \{k\}, \quad w_k = 1/n, \quad \text{and} \quad u_{ik} = 1 \quad \text{for each } i \in [m].$$

Since we primarily focus on the power-derived case of $u = n$, we defer our suggested testing configuration for the case of $u < n$ to Appendix A.1. Adapting a testing configuration to the covariates \mathbf{X} is permitted by Definition 3.1 and may lead to improved power. However, developing a general methodology for creating an adaptive testing configuration is challenging, as covariates can vary drastically in type (e.g., continuous, categorical, etc.), dimensionality, and level of informativeness across different scientific contexts. Based on our experiments, we find that the testing configuration provided in Example 3.1 performs well across various settings, particularly when paired with the selection rules and the local PC weights proposed in Sections 3.3 and 3.4.

3.2. Local PC p -values for the ParFilter. The local PC p -values in (3.4) should generally satisfy the following condition for our theoretical results established in Section 3.6. It resembles the validity property in Definition 2.1(a) but additionally account for the covariates:

Condition 1 (Validity of $p_i^{u_{ik}/\mathcal{G}_k}$ conditional on \mathbf{X}). For any given feature i and group k , its corresponding local PC p -value $p_i^{u_{ik}/\mathcal{G}_k}$ defined in (3.4) is said to be valid for testing $H_i^{u_{ik}/\mathcal{G}_k}$ conditional on \mathbf{X} if

$$\Pr(p_i^{u_{ik}/\mathcal{G}_k} \leq t \mid \mathbf{X}) \leq t \text{ for all } t \in [0, 1] \text{ when } H_i^{u_{ik}/\mathcal{G}_k} \text{ is true.}$$

Under our basic assumptions, defining the combining function f_{ik} in (3.4) with the generalized Benjamini-Heller combining method (Definition 2.2) and the four examples of combining functions for testing global nulls mentioned in Section 2 can render conditionally valid local PC p -values.

Lemma 3.2 (Validity of local GBHPC p -values conditional on \mathbf{X}). Suppose Assumptions 1–3 hold. Given a testing configuration for $u/[n]$ replicability (Definition 3.1) and $(i, k) \in [m] \times [K]$, let

$$(3.8) \quad p_i^{u_{ik}/\mathcal{G}_k} = \max \{f_{i,\mathcal{J}}(\mathbf{P}_{i\mathcal{J}}) : \mathcal{J} \subseteq \mathcal{G}_k \text{ and } |\mathcal{J}| = |\mathcal{G}_k| - u_{ik} + 1\},$$

where each $f_{i,\mathcal{J}} : [0, 1]^{|\mathcal{G}_k| - u_{ik} + 1} \rightarrow [0, 1]$ is one of the Bonferroni, Fisher, Stouffer, or Simes combining function in $|\mathcal{G}_k| - u_{ik} + 1$ arguments. Then $p_i^{u_{ik}/\mathcal{G}_k}$ meets Condition 1, i.e. it is valid for testing $H_i^{u_{ik}/\mathcal{G}_k}$ conditional on \mathbf{X} .

The proof of Lemma 3.2 is given in Appendix C.2. Note that the $p_i^{u_{ik}/\mathcal{G}_k}$ in (3.8) is also monotone as in Definition 2.1(b), because the Bonferroni, Fisher, Stouffer and Simes combining functions are all non-decreasing.

3.3. Selection rules for the ParFilter. The choice of the selection rule $f_{\mathcal{S}_k}$ for each group k is flexible, provided it satisfies the following two conditions for establishing the finite-sample FDR_{rep} control guarantees of the ParFilter in Section 3.6.

Condition 2 (\mathcal{S}_k depends only on $\mathbf{P}_{\cdot(-\mathcal{G}_k)}$ and \mathbf{X}). For each $k \in [K]$, the selected set $\mathcal{S}_k \equiv f_{\mathcal{S}_k}(\mathbf{P}; \mathbf{X})$ only depends on \mathbf{P} via $\mathbf{P}_{\cdot(-\mathcal{G}_k)}$. In other words, \mathcal{S}_k cannot be determined using knowledge of the base p -values in the same group k .

Condition 3 (Stability of $f_{\mathcal{S}_k}$). For each $k \in [K]$ and $i \in \mathcal{S}_k \equiv f_{\mathcal{S}_k}(\mathbf{P}; \mathbf{X})$, fixing $\mathbf{P}_{(-i)}$ and \mathbf{X} and changing \mathbf{P}_i so that $i \in \mathcal{S}_k$ still holds will not change \mathcal{S}_k . In other words, each selection rule $f_{\mathcal{S}_k}$ is stable.

Many common multiple testing procedures are stable (Condition 3) and can be employed as selection rules; see Bogomolov (2023) for examples. For simplicity, we suggest the following thresholding selection rule which only depends on the p -values and can be easily verified to satisfy both Conditions 2 and 3.

Example 3.2 (Selection by simple PC p -value thresholding). A simple selection rule can be defined by taking

$$(3.9) \quad \mathcal{S}_k = \bigcap_{\ell \in [K] \setminus \{k\}} \left\{ i \in [m] : p_i^{u_{i\ell}/\mathcal{G}_\ell} \leq (w_\ell \cdot q) \wedge \lambda_\ell \right\} \quad \text{for each } k \in [K].$$

This suggested selection rule is an extension of what was adopted by Bogomolov and Heller (2018, Sec. 5) in their two-study special case where $n = u = K = 2$, $\mathcal{G}_1 = \{1\}$, $\mathcal{G}_2 = \{2\}$, and $u_{i1} = u_{i2} = 1$ for all $i \in [m]$. The idea behind (3.9) is to select for each group k the features that are likely to be $u_{i\ell}/\mathcal{G}_\ell$ replicated for all other groups $\ell \neq k$; such features are also more likely to be $u/[n]$ replicated since $\sum_{k \in [K]} u_{ik} = u$.

3.4. Local PC weights for the ParFilter. Given the form of a candidate rejection set in (3.7), for each group k , it suffices to only construct the local PC weights ν_{ik} for those $i \in \mathcal{S}_k$. To ensure finite-sample FDR_{rep} control, we require the local PC weight functions f_{ν_k} 's to create weights that satisfy either Condition 4(a) or (b) below:

Condition 4 (Restrictions on the construction of ν_{ik}). *For a given group $k \in [K]$ and $i \in \mathcal{S}_k$, the local PC weight ν_{ik} is a function of*

- (a) $\mathbf{P}_{(-\mathcal{S}_k)\mathcal{G}_k}$, \mathbf{X} , and \mathcal{S}_k only.
- (b) $\mathbf{P}_{(-\mathcal{G}_k)}$, \mathbf{X} , and \mathcal{S}_k only.

In other words, both conditions allow ν_{ik} to depend on all the covariates, where Condition 4(a) allows further dependence on those base p -values in the same group k that are not selected by \mathcal{S}_k , and Condition 4(b) allows further dependence on those base p -values not in the same group k . Under either condition, our FDR_{rep} control in Section 3.6 is established in the present frequentist setting where the truth statuses of the base hypotheses H_{ij} 's in (1.1) are fixed.

To motivate our specific construction of the local PC weights, we will nonetheless borrow a working model for each study where the statuses of its base hypotheses can be *random*. Such Bayesian formulations are also common for multiple testing in the single-study context; see Leung and Sun (2022) and Heller and Rosset (2020), as well as the older references therein for instance. Our working model is as follows: Conditional on \mathbf{X} , the duples $(p_{1j}, H_{1j}), \dots, (p_{mj}, H_{mj})$ in study j are independent, and the distribution of each p_{ij} only depends on x_{ij} as

$$(3.10) \quad p_{ij}|x_{ij} \sim f_{\zeta_j, \beta_j}(p_{ij}|x_{ij}) \equiv \pi_{\zeta_j}(x_{ij}) + (1 - \pi_{\zeta_j}(x_{ij}))f_{\beta_j}(p_{ij}|x_{ij})$$

with parameter vectors $\beta_j, \zeta_j \in \mathbb{R}^{1+d_j}$, where

$$\pi_{\zeta_j}(x_{ij}) \equiv \frac{1}{1 + e^{-\zeta_j^T(1, x_{ij})}}$$

models $\Pr(H_{ij} \text{ is true} | x_{ij})$, the conditional probability that H_{ij} is true given x_{ij} , and

$$f_{\beta_j}(p_{ij}|x_{ij}) \equiv (1 - k_{\beta_j}(x_{ij})) \cdot p^{-k_{\beta_j}(x_{ij})},$$

with $k_{\beta_j}(x_{ij}) \equiv (1 + e^{-\beta_j^T(1, x_{ij})})^{-1}$, is a right-skewed beta density that models the conditional density of p_{ij} when H_{ij} is not true. Note that p_{ij} is modeled to be uniformly distributed on $[0, 1]$ given x_{ij} when H_{ij} is true, and (3.10) boils down to a marginal mixture model for p_{ij} with only intercept parameters if no covariates are available for study j . The model can also be generalized by incorporating splines to capture possible nonlinearities in x_{ij} .

Under the working assumption that $(p_{i1}, H_{i1}), \dots, (p_{in}, H_{in})$ are independent conditional on \mathbf{X} ², our approach to constructing sensible local PC weights revolves around estimating

$$\omega_i^{v/\mathcal{J}} \equiv \Pr(H_i^{u/\mathcal{J}} \text{ is false} | \mathbf{P}, \mathbf{X})$$

for a given $i \in [m]$, $\mathcal{J} \subseteq [n]$ and $v \in |\mathcal{J}|$, where $H_i^{v/\mathcal{J}}$ is the partial conjunction null hypothesis

$$H_i^{v/\mathcal{J}} : |\{j \in \mathcal{J} : \mu_{ij} \in \mathcal{A}_i\}| \geq |\mathcal{J}| - v + 1.$$

In Appendix A.2.1, we will derive that $\omega_i^{v/\mathcal{J}}$ has the generic form

$$(3.11) \quad \omega_i^{v/\mathcal{J}} = \omega_i^{v/\mathcal{J}}(\zeta_j, \beta_j, p_{ij}) = \sum_{\mathcal{L} \subseteq \mathcal{J} : |\mathcal{L}| \geq v} \left(\prod_{j \in \mathcal{J} \setminus \mathcal{L}} \frac{\pi_{\zeta_j}(x_{ij})}{f_{\zeta_j, \beta_j}(p_{ij}|x_{ij})} \cdot \prod_{j \in \mathcal{L}} \frac{(1 - \pi_{\zeta_j}(x_{ij})) \cdot f_{\beta_j}(p_{ij}|x_{ij})}{f_{\zeta_j, \beta_j}(p_{ij}|x_{ij})} \right),$$

²A natural analog to Assumption 1 when the base hypotheses can be random.

which is treated as a function in ζ_j, β_j, p_{ij} . We now illustrate how to leverage this expression to construct PC weights that satisfies Condition 4(a). A similar way to construct such weights satisfying Condition 4(b) is deferred to Appendix A.3.

Example 3.3 (Forming ν_{ik} that satisfies Condition 4(a)). The general idea is to let

$$(3.12) \quad \nu_{ik} = \frac{\tilde{\omega}_i^{u_{ik}/\mathcal{G}_k} |\mathcal{S}_k|}{\sum_{\ell \in \mathcal{S}_k} \tilde{\omega}_\ell^{u_{\ell k}/\mathcal{G}_k}},$$

where $\tilde{\omega}_i^{u_{ik}/\mathcal{G}_k}$ is an estimate of $\omega_i^{u_{ik}/\mathcal{G}_k}$, the probability that $H_i^{u_{ik}/\mathcal{G}_k}$ is false conditional on \mathbf{P} and \mathbf{X} . The local PC weights defined by (3.12) not only satisfy $\sum_{\ell \in \mathcal{S}_k} \nu_{\ell k} = |\mathcal{S}_k|$ as required in (3.6), but also allows feature i to be more easily rejected if $H_i^{u_{ik}/\mathcal{G}_k}$ is false. Therefore, to the end of estimating $\omega_i^{u_{ik}/\mathcal{G}_k}$, we will plug in estimates $(\tilde{\zeta}_j, \tilde{\beta}_j, \tilde{p}_{ij})$ of $(\zeta_j, \beta_j, p_{ij})$ constructed only based on $(\mathbf{P}_{(-\mathcal{S}_k)\mathcal{G}_k}, \mathbf{X}, \mathcal{S}_k)$ into (3.11) above, by taking $\mathcal{J} = \mathcal{G}_k$ and $v = u_{ik}$.

Let $k(j) \equiv \{k \in [K] : j \in \mathcal{G}_{k(j)}\}$ be the group that study j belongs to, and

$$(\hat{\zeta}_j, \hat{\beta}_j) \equiv \arg \max_{(\zeta_j, \beta_j)} \sum_{i \notin \mathcal{S}_{k(j)}} \log \left(f_{\zeta_j, \beta_j}(p_{ij} | x_{ij}) \right)$$

be estimators for (ζ_j, β_j) , obtained by maximizing the working likelihood of (3.10) on the subset of data from study j corresponding to the non-selected features in group $k(j)$. Since non-selected features tend to exhibit sparse signals, we find that inflating $\hat{\zeta}_j$ by a multiplicative factor of 1.5 generally improves the fit, so we will let

$$\tilde{\zeta}_j = 1.5 \hat{\zeta}_j \text{ and } \tilde{\beta}_j = \hat{\beta}_j.$$

Moreover, by substituting them into the expression of $\mathbb{E}[p_{ij} | x_{ij}]$ in (ζ_j, β_j) derived in Appendix A.2.2, an estimate for p_{ij} can also be taken as

$$\tilde{p}_{ij} \equiv \frac{2 \cdot (1 - k_{\tilde{\beta}_j}(x_{ij})) + k_{\tilde{\beta}_j}(x_{ij}) \cdot \pi_{\tilde{\zeta}_j}(x_{ij})}{4 - 2 \cdot k_{\tilde{\beta}_j}(x_{ij})}.$$

Plugging $(\tilde{\zeta}_j, \tilde{\beta}_j, \tilde{p}_{ij})$ into (3.11) and taking $\mathcal{J} = u_{ik}/\mathcal{G}_k$ and $v = u_{ik}$, our estimate for $\omega_i^{u_{ik}/\mathcal{G}_k}$ is given by

$$\tilde{\omega}_i^{u_{ik}/\mathcal{G}_k} \equiv \sum_{\mathcal{L} \subseteq \mathcal{G}_k : |\mathcal{L}| \geq u_{ik}} \left(\prod_{j \in \mathcal{G}_k \setminus \mathcal{L}} \frac{\pi_{\tilde{\zeta}_j}(x_{ij})}{f_{\tilde{\zeta}_j, \tilde{\beta}_j}(\tilde{p}_{ij} | x_{ij})} \cdot \prod_{j \in \mathcal{L}} \frac{(1 - \pi_{\tilde{\zeta}_j}(x_{ij})) \cdot f_{\tilde{\beta}_j}(\tilde{p}_{ij} | x_{ij})}{f_{\tilde{\zeta}_j, \tilde{\beta}_j}(\tilde{p}_{ij} | x_{ij})} \right).$$

Obviously, $\tilde{\omega}_i^{u_{ik}/\mathcal{G}_k}$ only depends on $(\mathbf{P}_{(-\mathcal{S}_k)\mathcal{G}_k}, \mathbf{X}, \mathcal{S}_k)$ because all of $\tilde{\zeta}_j, \tilde{\beta}_j, \tilde{p}_{ij}$ are so.

Lastly, we re-emphasize that the Bayesian working model (3.10) is only a device for constructing sensible local PC weights as in (3.12), and is not assumed to hold true. As long as Condition 4(a) or (b) is satisfied, our theoretical FDR_{rep} guarantees in Section 3.6 can be established in the pure frequentist sense where the base hypothesis statuses are held fixed.

3.5. Determining the thresholds. For each group $k \in [K]$, let

$$(3.13) \quad \pi_k \equiv \frac{\sum_{i \in \mathcal{S}_k \cap \mathcal{H}_k} \nu_{ik}}{|\mathcal{S}_k| \vee 1} \in [0, 1]$$

be the (*post-selection*) *weighted proportion of true local PC nulls*. Moreover, for a candidate rejection set $\mathcal{R}(\mathbf{t})$, let

$$\text{FDP}_k(\mathbf{t}) \equiv \frac{\sum_{i \in \mathcal{H}_k} I\{i \in \mathcal{R}(\mathbf{t})\}}{|\mathcal{R}(\mathbf{t})| \vee 1}$$

be the *false discovery proportion (FDP)* of local PC nulls in group k . A natural data-driven estimator for $\text{FDP}_k(\mathbf{t})$ can be taken as

$$(3.14) \quad \widehat{\text{FDP}}_k(\mathbf{t}) \equiv \frac{|\mathcal{S}_k| \cdot \hat{\pi}_k \cdot t_k}{|\mathcal{R}(\mathbf{t})| \vee 1},$$

where t_k is the k -th coordinate of \mathbf{t} , and $\hat{\pi}_k \equiv f_{\hat{\pi}_k}(\mathbf{P}; \mathbf{X}, \lambda_k) \in (0, \infty)$ is an estimator for π_k ; possible choices for the function $f_{\hat{\pi}_k}$ are discussed in Section 3.6. Heuristically, (3.14) provides a conservative estimate for $\text{FDP}_k(\mathbf{t})$ because

$$\begin{aligned} \text{FDP}_k(\mathbf{t}) &\equiv \frac{\sum_{i \in \mathcal{H}_k} I\{i \in \mathcal{R}(\mathbf{t})\}}{|\mathcal{R}(\mathbf{t})| \vee 1} \leq \frac{\sum_{i \in \mathcal{S}_k \cap \mathcal{H}_k} I\left\{p_i^{u_{ik}/\mathcal{G}_k} \leq \nu_{ik} \cdot t_k\right\}}{|\mathcal{R}(\mathbf{t})| \vee 1} \\ &\lesssim \frac{|\mathcal{S}_k| \cdot \pi_k \cdot t_k}{|\mathcal{R}(\mathbf{t})| \vee 1} \approx \frac{|\mathcal{S}_k| \cdot \hat{\pi}_k \cdot t_k}{|\mathcal{R}(\mathbf{t})| \vee 1} \equiv \widehat{\text{FDP}}_k(\mathbf{t}). \end{aligned}$$

Above, the approximate inequality “ \lesssim ” follows from the fact that, under conditionally valid local PC p -values (Condition 1(a)), the number of rejected true local PC nulls is approximately $\sum_{i \in \mathcal{S}_k \cap \mathcal{H}_k} (\nu_{ik} t_k) \approx |\mathcal{S}_k| \cdot \pi_k \cdot t_k$ from (3.13). As mentioned in our overview, the ParFilter aims to control FDR_{rep} under level q , by making a data-driven choice of \mathbf{t} for $\mathcal{R}(\mathbf{t})$ in (3.7) that controls each FDR_k under level $w_k \cdot q$. As such, it computes a data-driven threshold vector $\hat{\mathbf{t}}$ that satisfies

$$(3.15) \quad \widehat{\text{FDP}}_k(\hat{\mathbf{t}}) \leq w_k \cdot q \text{ for all } k \in [K],$$

because one can then expect that

$$\text{FDR}_k(\mathcal{R}(\hat{\mathbf{t}})) \equiv \mathbb{E}[\text{FDP}_k(\hat{\mathbf{t}})] \lesssim \mathbb{E}[\widehat{\text{FDP}}_k(\hat{\mathbf{t}})] \leq w_k \cdot q \text{ for each } k.$$

Rearranging (3.15) into

$$\hat{t}_k \leq \frac{|\mathcal{R}(\hat{\mathbf{t}})| \vee 1}{|\mathcal{S}_k| \cdot \hat{\pi}_k} \cdot w_k \cdot q$$

highlights how, as a result of filtering, the multiplicity correction associated with \hat{t}_k scales with $|\mathcal{S}_k|$, instead of with the possibly much larger m . Below, we define the set of all feasible values for $\hat{\mathbf{t}}$ that satisfy all the constraints in (3.15):

Definition 3.2 (Set of all feasible values for $\hat{\mathbf{t}}$). *Given the false discovery proportion estimator in (3.14) for each group $k \in [K]$, define*

$$\mathcal{T} \equiv \left\{ \mathbf{t} \in [0, \infty)^K : \widehat{\text{FDP}}_k(\mathbf{t}) \leq w_k \cdot q \text{ for all } k \in [K] \right\}$$

to be the set of possible values for $\hat{\mathbf{t}}$ for which the constraints in (3.15) are all satisfied.

Now, among all the vectors in \mathcal{T} , which one should $\hat{\mathbf{t}}$ be? Since the number of rejections $|\mathcal{R}(\mathbf{t})|$ is a non-decreasing function in \mathbf{t} , the intuition is to choose the coordinates of $\hat{\mathbf{t}}$ to be as large as possible. Turns out, an unequivocally best choice of $\hat{\mathbf{t}}$ exists:

Proposition 3.3 (Existence of an optimal vector $\hat{\mathbf{t}}$ in \mathcal{T}). *Let \mathcal{T} be as in Definition 3.2, and also define*

$$(3.16) \quad \hat{t}_k \equiv \max \left\{ t_k \in [0, \infty) : \exists (\mathbf{t}_{[1:(k-1)]}, t_k, \mathbf{t}_{[(k+1):K]}) \in \mathcal{T} \right\}$$

for each $k \in [K]$. Then $\hat{\mathbf{t}} \equiv (\hat{t}_1, \dots, \hat{t}_K) \in \mathcal{T}$. In particular, for any $\mathbf{t} = (t_1, \dots, t_K) \in \mathcal{T}$, we have that $t_k \leq \hat{t}_k$ for all $k \in [K]$; in other words, $\hat{\mathbf{t}}$ is the largest element-wise vector in \mathcal{T} .

To find this optimal $\hat{\mathbf{t}}$ efficiently, we recommend using our iterative procedure in Algorithm 1 below. Its correctness and termination are ensured by the following proposition.

Proposition 3.4 (Correctness and Termination of Algorithm 1). *Algorithm 1 will (i) output the optimal vector of thresholds $\hat{\mathbf{t}}$ in Proposition 3.3, and (ii) terminate in finitely many steps.*

Both the proofs of Propositions 3.3 and 3.4 involve interesting limiting arguments, and are provided in Appendices C.3 and C.4 respectively. Once $\hat{\mathbf{t}}$ is determined, the ParFilter outputs $\hat{\mathcal{R}} = \mathcal{R}(\hat{\mathbf{t}})$ as its final rejection set. We provide a full recap of the entire procedure in Algorithm 2. In Appendix A.4, we demonstrate that the ParFilter, with particular tuning settings, can exactly recover the FDR_{rep} controlling procedures of Bogomolov and Heller (2018) when $n = u = 2$, as noted in Section 1.

Algorithm 1: Computing the optimal vector of thresholds $\hat{\mathbf{t}}$

1 Set $s = 1$ and let $\hat{\mathbf{t}}^{(0)} = (\hat{t}_1^{(0)}, \dots, \hat{t}_K^{(0)}) = (\infty, \dots, \infty)$.

2 Let $\hat{\mathbf{t}}^{(s)} \equiv (\hat{t}_1^{(s)}, \dots, \hat{t}_K^{(s)})$ and for each $k \in [K]$, define its component recursively as

$$\hat{t}_k^{(s)} \leftarrow \max \left\{ t_k \in [0, \hat{t}_k^{(s-1)}] : \widehat{\text{FDP}}_k \left((\hat{\mathbf{t}}_{[1:(k-1)]}^{(s)}, t_k, \hat{\mathbf{t}}_{[(k+1):K]}^{(s-1)}) \right) \leq w_k \cdot q \right\}.$$

If $\hat{\mathbf{t}}^{(s)} = \hat{\mathbf{t}}^{(s-1)}$, where the equality is understood to hold element-wise, move to the output step. Otherwise, let $s \leftarrow s + 1$ and go back to Step 2.

Output: $\hat{\mathbf{t}} = \hat{\mathbf{t}}^{(s)}$.

Algorithm 2: ParFilter at FDR_{rep} target level q

Data: \mathbf{P} , $m \times n$ matrix of base p -values; \mathbf{X} , $m \times n$ matrix of covariates.

Input: $\mathcal{G}_k, w_k, \mathbf{u}_i, \lambda_k, f_{ik}, f_{\mathcal{S}_k}, f_{\nu_k}, f_{\hat{\pi}_k}$ for $k \in [K]$ and $i \in [m]$;

FDR_{rep} target $q \in (0, 1)$.

1 Compute the local PC p -value $p_i^{u_{ik}/\mathcal{G}_k}$ for each $(i, k) \in [m] \times [K]$ according to (3.4).

2 Compute the set of selected features \mathcal{S}_k for each $k \in [K]$ according to (3.5).

3 Compute the local PC weights ν_k for each $k \in [K]$ according to (3.6).

4 Compute the weighted null proportion estimate $\hat{\pi}_k \equiv f_{\hat{\pi}_k}(\mathbf{P}; \mathbf{X}, \lambda_k)$ for each $k \in [K]$.

Options for $f_{\hat{\pi}_k}$ are provided in Section 3.6.

5 Compute the optimal threshold vector $\hat{\mathbf{t}} \in \mathcal{T}$ implied by Proposition 3.3 with Algorithm 1.

Output: Take the rejection set as $\hat{\mathcal{R}} = \mathcal{R}(\hat{\mathbf{t}})$ based on (3.7).

3.6. Main theoretical results. The theorem below establishes the finite-sample FDR_{rep} control guarantees of the ParFilter when the base p -values are conditionally independent across the m features given \mathbf{X} .

Theorem 3.5 (FDR_{rep} control under independence). *Suppose Assumption 1 is true, and the components of ParFilter (Algorithm 2) meet Conditions 1, 2, 3, and 4(a), i.e.,*

- Each local PC p -value is conditionally valid;
- For each k , \mathcal{S}_k is a function only of $\mathbf{P}_{\cdot(-\mathcal{G}_k)}$ and \mathbf{X} ;
- Each selection rule $f_{\mathcal{S}_k}$ is stable;

- Each local PC weight ν_{ik} is a function of $\mathbf{P}_{(-\mathcal{S}_k)\mathcal{G}_k}$, \mathbf{X} , and \mathcal{S}_k only.

If the base p -values $p_{1j}, p_{2j}, \dots, p_{mj}$ are independent conditional on \mathbf{X} for each study $j \in [n]$, then the ParFilter at level $q \in (0, 1)$ has the false discovery rate controlling properties

$$(3.17) \quad \text{FDR}_k(\mathcal{R}(\hat{\mathbf{t}})) \leq w_k \cdot q \quad \text{for each } k \in [K] \quad \text{and} \quad \text{FDR}_{\text{rep}}(\mathcal{R}(\hat{\mathbf{t}})) \leq q,$$

provided that the tuning parameters $\{\lambda_k\}_{k \in [K]}$ and weighted null proportion estimators $\{\hat{\pi}_k\}_{k \in [K]}$ are taken as one of the following:

(i) For each group $k \in [K]$, $\lambda_k = 1$ and $\hat{\pi}_k = 1$.

(ii) For each group $k \in [K]$ and some fixed choice of $\lambda_k \in (0, 1)$,

$$(3.18) \quad \hat{\pi}_k = \frac{\max_{i \in \mathcal{S}_k} \nu_{ik} + \sum_{i \in \mathcal{S}_k} \nu_{ik} \cdot I \left\{ p_i^{u_{ik}/\mathcal{G}_k} > \lambda_k \right\}}{(1 - \lambda_k) \cdot |\mathcal{S}_k|} \in (0, \infty).$$

The control of FDR_{rep} at level q in Theorem 3.5 follows from the control of FDR_k at level $w_k \cdot q$ for each $k \in [K]$ (Lemma 3.1). Hence, its proof in Appendix C.5 focuses on showing the latter result by extending the FDR control techniques developed by Katsevich et al. (2023). The estimator (3.18) has its root in Ramdas et al. (2019, equation (2.2)), where the choice of tuning parameter λ_k entails a bias-variance trade-off in estimating $\pi_k \in [0, 1]$; setting $(\lambda_1, \dots, \lambda_K) = (0.5, \dots, 0.5)$ usually strikes a good balance in our experience. We generally recommend using this data-driven estimator for π_k rather than setting $\hat{\pi}_k = 1$ as in Theorem 3.5(i), since the former is usually less conservative.

We now turn to the finite-sample FDR_{rep} control guarantees of the ParFilter when the base p -values can be arbitrarily dependent across the m features.

Theorem 3.6 (FDR_{rep} control under arbitrary dependence). *Suppose Assumption 1 is true, and the components of ParFilter (Algorithm 2) meet Conditions 1, 2, 3, and 4(b), i.e.,*

- Each local PC p -value is conditionally valid;
- For each k , \mathcal{S}_k is a function only of $\mathbf{P}_{(-\mathcal{G}_k)}$ and \mathbf{X} ;
- Each selection rule $f_{\mathcal{S}_k}$ is stable;
- Each local PC weight ν_{ik} is a function of $\mathbf{P}_{(-\mathcal{G}_k)}$, \mathbf{X} , and \mathcal{S}_k only.

Provided that for each $k \in [K]$, the tuning parameter is taken as $\lambda_k = 1$ and the weighted null proportion estimator is taken as

$$(3.19) \quad \hat{\pi}_k = \sum_{i \in [|\mathcal{S}_k| \vee 1]} \frac{1}{i},$$

the ParFilter at level $q \in (0, 1)$ has the false discovery rate controlling properties stated in (3.17).

The proof of Theorem 3.6 given in Appendix C.6 relies on showing the FDR_k control using results similar to the “dependency control conditions” originating from the important work of Blanchard and Roquain (2008). Theorem 3.6 mainly differs from Theorem 3.5 by requiring the local PC weights to satisfy a different set of constraints – Condition 4(b) instead of (a) – and by adopting a more conservative null proportion estimator – (3.19) instead of (3.18) or $\hat{\pi}_k = 1$. We note that calling the form in (3.19) a weighted “null proportion” estimator is somewhat of a misnomer, as a harmonic number cannot be less than 1. Rather, (3.19) serves to suitably inflate the FDP estimator in (3.14) to account for the arbitrary dependence among the base p -values.

4. SIMULATION STUDIES

For $n \in \{2, 3, 4, 5\}$ studies, we conduct simulations to assess the performance of the ParFilter in a maximum replicability analysis with $u = n$, where $H_1^{n/[n]}, \dots, H_m^{n/[n]}$ are tested simultaneously for $m = 5000$ features. The data are generated with the steps below:

- (i) We first let $x_i \stackrel{\text{iid}}{\sim} N(0, 1)$ for $i = 1, \dots, 5000$, and set

$$(4.1) \quad x_{i1} = x_{i2} = \dots = x_{in} = x_i.$$

In other words, for each feature i , the covariates x_{i1}, \dots, x_{in} are all equal and generated from the same standard normal distribution.

- (ii) Next, given all the covariates, the statuses of the base null hypotheses are decided as follows: For each $(i, j) \in [5000] \times [n]$, its corresponding base hypothesis only depend on x_{ij} and is generated as

$$I\{H_{ij} \text{ is true}\} | x_{ij} \sim \text{Bernoulli} \left(\frac{\exp(\gamma_0(n) + \gamma_1 \cdot x_{ij})}{1 + \exp(\gamma_0(n) + \gamma_1 \cdot x_{ij})} \right),$$

with the parameters $\gamma_0(n) = \log((0.01/n)^{-1/n} - 1)$ and $\gamma_1 \in \{0, 1, 1.5\}$.

To shed light on our choices for the simulation parameters, note that when $x_{ij} = 0$ for all $(i, j) \in [5000] \times [n]$, the value of $\gamma_0(n)$ ensures the proportion of false PC nulls is approximately 0.5%, 0.3%, 0.25% and 0.2% for $n = 2, 3, 4$, and 5 respectively, as the probability of any $H_i^{n/[n]}$ being false can be computed as $1/(1 + \exp(\gamma_0(n)))^n$. When $\gamma_1 = 0$, x_{ij} has no influence on H_{ij} , but as γ_1 increases above 0, x_{ij} becomes more correlated with H_{ij} .

- (iii) Lastly, given all the covariates and hypothesis statuses, the base p -values are independently generated as

$$p_{ij} \sim \begin{cases} \text{Unif}(0, 1) & \text{if } H_{ij} \text{ is true} \\ \text{Beta}(1 - \xi, 7) & \text{if } H_{ij} \text{ is false} \end{cases},$$

where ξ is a signal size parameter ranging in $\{0.74, 0.76, 0.78, 0.80, 0.82\}$. As ξ increases from 0.74 to 0.82, $\text{Beta}(1 - \xi, 7)$ becomes increasingly right-skewed and stochastically smaller than a uniform distribution.

Under this data generating mechanism, the base p -values across features are independent given \mathbf{X} and Theorem 3.5 applies. For each feature $i \in [5000]$, we also let

$$(4.2) \quad p_i^{n/[n]} = \max(\mathbf{P}_i),$$

be the PC p -value for testing $H_i^{n/[n]}$, formed using the GBHPC method in Definition 2.2, where $f_{\mathcal{J}}$ is taken as either the Bonferroni, Stouffer, Fisher, or Simes combining function, as they all lead to (4.2) when $u = n$.

4.1. Compared methods. We compare the following methods designed for multi-study replicability analysis, including two versions of our ParFilter methodology:

- (a) **ParFilter:** This is Algorithm 2, using
- the testing configuration suggested in Example 3.1,
 - the local PC p -values in (3.8) with all the $f_{i,\mathcal{J}}$'s taken as Stouffer's combining function,³
 - the selection rules in Example 3.2,
 - the local PC weights suggested in Example 3.3,

³Under the testing configuration suggested in Example 3.1, these local PC p -values are simply the base p -values.

- and the weighted null proportion estimators for each $k \in [K]$ as in (3.18), with tuning parameters $(\lambda_1, \dots, \lambda_K) = (0.5, \dots, 0.5)$.
- (b) **No-Covar-ParFilter**: An implementation of Algorithm 2 almost exactly the same as item (a) above, except that the local PC weights are fixed at $\nu_{ik} = 1$ for all (i, k) . Consequently, it does not adapt to the available covariate information.
- (c) **AdaFilter-BH**: The procedure presented in Wang et al. (2022, Definition 3.2).
- (d) **Inflated-AdaFilter-BH**: The procedure presented in Wang et al. (2022, Definition 3.2) but with the FDR_{rep} target multiplied by $(\sum_{i \in [m]} \frac{1}{i})^{-1} < 1$.
- (e) **CoFilter-BH**: The CoFilter procedure described in Dickhaus et al. (2024, Algorithm 2.1) with the BH procedure implemented in step (iii) of the algorithm.

We note that (c)-(e) make use of the PC p -values defined in (4.2) for $H_i^{n/[n]}$ in their steps. Next we describe four other methods originally intended for single-study FDR analysis that are applicable in the context of this simulation study. These methods all make use of the PC p -values in (4.2) and selected because of their state-of-the-art performance and/or widespread use:

- (f) **BH**: The BH procedure by Benjamini and Hochberg (1995).
- (g) **AdaPT**: The adaptive p -value thresholding method by Lei and Fithian (2018), with default settings based on the R package `adaptMT`.
- (h) **CAMT**: The covariate-adaptive multiple testing method by Zhang and Chen (2022) with default settings based on their R package `CAMT`.
- (i) **IHW**: The independent hypothesis weighting framework by Ignatiadis and Huber (2021) with default settings based on the R package `IHW`. Note that this method supports only univariate covariates.

Except for the BH method, all other methods in (g)-(h) are covariate-adaptive and make use of the covariates $\{x_i\}_{i \in [5000]}$ from (4.1). Note that this setting with the same covariate for each feature across studies makes x_i a rather easy covariate choice for these methods. In other settings with different covariates across studies, these methods may become less applicable, particularly for IHW which only supports univariate covariates. In Table 4.1, we summarize the theoretical FDR_{rep} guarantees of all methods under the data-generating mechanism of this simulation study (i.e. independent base p -values across features) and their covariate-adaptiveness.

Method	Covariate-adaptive?	FDR_{rep} control
ParFilter	Yes	Finite (Theorem 3.5(ii))
No-Covar-ParFilter	No	Finite (Theorem 3.5(ii))
AdaFilter-BH	No	Asymptotic (Theorem 4.4, Wang et al. (2022))
Inflated-AdaFilter-BH	No	Finite (Theorem 4.3, Wang et al. (2022))
CoFilter-BH	No	Finite (Proposition 4.1, Dickhaus et al. (2024))
BH	No	Finite (Theorem 1, Benjamini and Hochberg (1995))
AdaPT	Yes	Finite (Theorem 1, Lei and Fithian (2018))
CAMT	Yes	Asymptotic (Theorem 3.8, Zhang and Chen (2022))
IHW	Yes	Asymptotic (Proposition 1 (b), Ignatiadis and Huber (2021))

Table 4.1. Summary of methods compared in the simulation study of Section 4. Specifically, whether the method is covariate-adaptive and the type of FDR_{rep} control it possesses, i.e. finite-sample or asymptotic as $m \rightarrow \infty$.

4.2. Simulaton results. Each method in Section 4.1 is applied at the nominal FDR_{rep} level $q = 0.05$ and their power is measured by the *true positive rate*,

$$\text{TPR}_{\text{rep}} \equiv \text{TPR}_{\text{rep}}(\hat{\mathcal{R}}) = \mathbb{E} \left[\frac{\sum_{i \in [m] \setminus \mathcal{H}^{u/[n]}} I \{i \in \hat{\mathcal{R}}\}}{|[m] \setminus \mathcal{H}^{u/[n]}| \vee 1} \right],$$

where $\hat{\mathcal{R}}$ is the method's rejection set and $[m] \setminus \mathcal{H}^{u/[n]}$ is the set of false PC nulls. The simulation results are presented in Figure 4.1 where the empirical FDR_{rep} and TPR_{rep} levels are computed based on 500 repetitions. The following observations can be made:

- **Observed FDR_{rep} levels:** FDR_{rep} control at $q = 0.05$ is generally observed for most methods. A notable exception is AdaFilter-BH (dark gray line) under the setting $(n, \gamma_1) = (5, 0)$ (i.e., 5/[5] replicability with uninformative covariates) as its FDR_{rep} levels exceeds $q = 0.05$ across most values of ξ . As noted in Table 4.1, AdaFilter-BH provides only asymptotic FDR_{rep} guarantees.
- **Power when covariates are uninformative ($\gamma_1 = 0$):** When the covariates are uninformative, AdaFilter-BH outperforms the other methods across all settings of n and ξ . The ParFilter and No-Covar-ParFilter methods (navy blue and maroon lines), which visually overlap each other, are the most powerful methods after AdaFilter-BH. The other covariate-adaptive methods – AdaPT (green line), CAMT (pink line), and IHW (turquoise line) – perform worse than the covariate-free methods CoFilter-BH (peach line) and Inflated-AdaFilter-BH (light blue line).
- **Power when covariates are informative ($\gamma_1 = 1.0$ or 1.5):** The ParFilter generally achieves the highest power when the covariates are informative. Its power advantage over competing methods is most pronounced when n is small or when the signal size ξ is large. For instance, in the setting of 2/[2] replicability with highly informative covariates ($\gamma_1 = 1.5$), the ParFilter achieves over 0.10 higher TPR_{rep} than the next best method, AdaFilter-BH, for $\xi \in \{0.76, 0.78, 0.80, 0.82\}$. CAMT is consistently more powerful than the covariate-adaptive methods AdaPT and IHW but still, in general, fails to be more competitive than AdaFilter-BH, a covariate-free method dedicated for replicability analyses, even when the covariates are highly informative.

For maximal replicability analyses, our simulations highlight the competitiveness of the ParFilter, particularly when covariates are moderately to highly informative and the signal size is not too low. In simulation scenarios with uninformative covariates, AdaFilter-BH is the most powerful method but may violate FDR_{rep} control. Therefore, the ParFilter may be preferable if ensuring FDR_{rep} control is a high priority. In Appendix E, we explore further simulation setups, including the case of $u < n$ and the case of autoregressively correlated base p -values, as well as more methods, including alternative implementations of the ParFilter with different algorithmic settings.

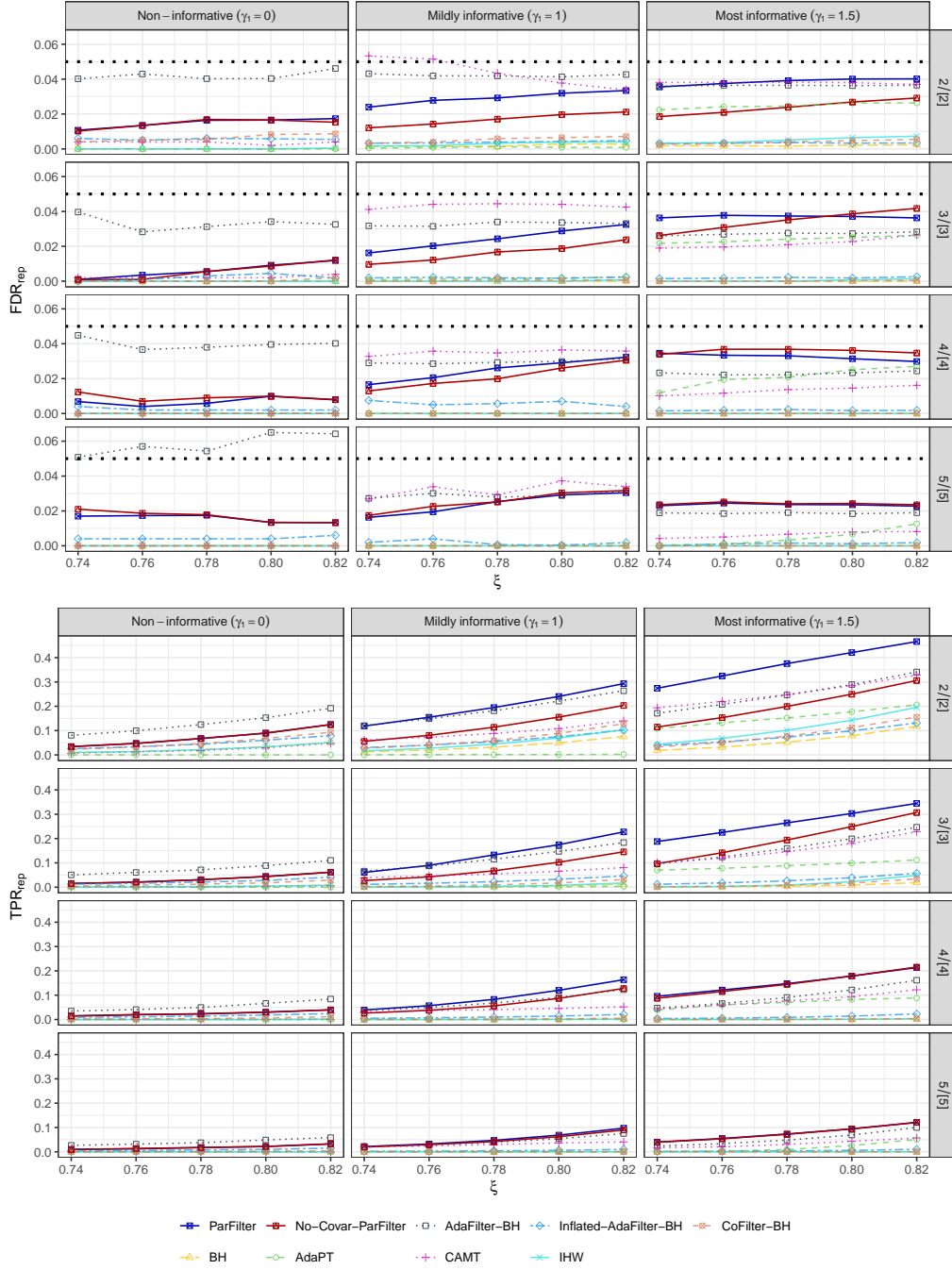


Figure 4.1. Empirical FDR_{rep} and TPR_{rep} of the compared methods for the simulations in Section 4 based on 500 simulated datasets, for testing 2/[2], 3/[3], 4/[4], 5/[5] replicability under independence of base p -values across features. Logistic parameters $\gamma_1 = 0, 1, 1.5$, denoted as non-informative, mildly informative, and most informative respectively. Effect size parameters $\xi = 0.74, 0.76, 0.78, 0.80, 0.82$.

5. CASE STUDY

The immune system mounts an immune response to defend against foreign substances in the body (e.g., viruses and bacteria). An equally important task, called self-tolerance, is to recognize substances made by the body itself to prevent autoimmunity, where the immune system mistakenly attacks healthy cells and tissues. In medullary thymic epithelial (mTEC) cells expressing high Major Histocompatibility Complex class (MHC) II levels, commonly known as mTEChi cells, a protein called the autoimmune regulator (AIRE) drives the expression of genes to synthesize proteins critical for self-tolerance (Derbinski et al., 2005). Impaired AIRE transcription disrupts self-tolerance and leads to autoimmune diseases (Anderson et al., 2002).

In this case study, we conduct a maximum replicability analysis to identify genes implicated in autoimmune diseases arising from defective AIRE transcription. For our analysis, we found $n = 3$ RNA-Seq datasets from the GEO that compared control and Aire⁴-inactivated mice mTEChi cells: GSE221114 (Muro et al., 2024), GSE222285 (Miyazawa et al., 2023), and GSE224247 (Gruper et al., 2023). We indexed these datasets as study 1, 2, and 3 respectively. After removing genes with overly low read counts (fewer than 10), we were left with $m = 6,587$ genes for our analysis, each of which was arbitrarily assigned a unique index $i \in [6587]$.

For each $(i, j) \in [6587] \times [3]$, we set the base null hypothesis to be $H_{ij} : \mu_{ij} = 0$ against the alternative $\mu_{ij} \neq 0$, where $\mu_{ij} \in \mathbb{R}$ denotes the difference in mean expression levels between control and Aire-inactivated mice. Using the `limma` package (Ritchie et al., 2015) in R, we applied the `eBayes` function to the RNA-Seq data to compute *moderated* t -statistics (Smyth, 2004), which were then transformed into the base p -values $\mathbf{P} = (p_{ij})_{i \in [6587], j \in [3]}$ for this replicability analysis.

We now turn to the task of constructing a covariate x_{ij} for each base hypothesis H_{ij} . Consider the following side information on self-tolerance and cells surrounding mTEChi:

- The expression of the gene KAT7 supports AIRE in driving the expression of nearby genes to produce proteins essential for self-tolerance (Heinlein et al., 2022).
- Cortical thymic epithelial cells (cTECs), located in the thymus cortex, play a role in helping the body recognize its own proteins without attacking them (Klein et al., 2014).
- mTEC cells expressing low MHC II levels, i.e., mTEClo cells, develop into mTEChi cells over time as they mature within the thymus (Akiyama et al., 2013).

Given the side information above, consider the following null hypotheses:

$$(5.1) \quad H_i^c : \mu_i^c = 0 \text{ for each } c \in \{\text{cTEC}, \text{mTEChi}, \text{mTEClo}\} \text{ and } i \in [6587],$$

where $\mu_i^c \in \mathbb{R}$ is the mean difference in expression levels between control and Kat7-inactivated mice for gene i in cell c . From the GEO, we extracted RNA-Seq data relevant for testing (5.1) from dataset GSE188870 (Heinlein et al., 2022). Then, for each $i \in [6587]$, we used `limma` again to form a vector $\mathbf{y}_i = (y_i^{\text{cTEC}}, y_i^{\text{mTEChi}}, y_i^{\text{mTEClo}}) \in \mathbb{R}^3$ where $y_i^c \in \mathbb{R}$ is the moderated t -statistic for testing H_i^c . We transform \mathbf{y}_i using a natural cubic spline basis expansion with four interior knots (using the `ns` function in the R package `spline` with the argument `df = 6`) to create a vector $\hat{\mathbf{y}}_i \in \mathbb{R}^{18}$. The covariates $\mathbf{X} = (x_{ij})_{i \in [6587], j \in [3]}$ for this replicability analysis are then set by letting $x_{ij} = \hat{\mathbf{y}}_i$ for each $(i, j) \in [6587] \times [3]$. We apply the same FDR methods examined in Section 4 to this case study, at the same nominal FDR_{rep} target of $q = 0.05$. Since the IHW procedure only supports univariate covariates, we use $=(y_i^{\text{cTEC}} + y_i^{\text{mTEChi}} + y_i^{\text{mTEClo}})/3 \in \mathbb{R}$ as the covariate

⁴The Aire gene in mice is equivalent to the AIRE gene in humans. It is the convention for mouse gene symbols to have the first letter capitalized, followed by lowercase letters.

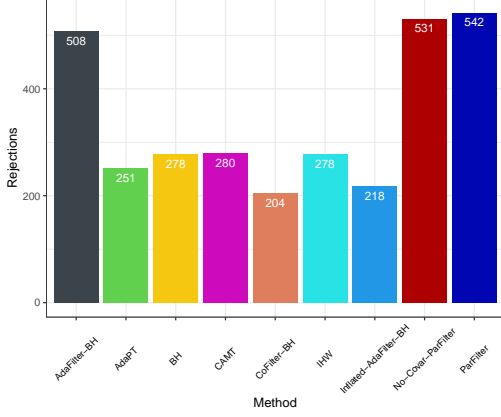


Figure 5.1. Number of rejections across the compared methods in a 3/[3] replicability analysis.

Gene	PC p -value
F11r	0.01259083
Mknk2	0.01260681
Mreg	0.01266433
Plac8	0.01267082
Srsf3	0.01275518
Ecsr	0.01278160
Jarid2	0.01286667
Ktn1	0.01309430
Ncl	0.01313040
Nhs1	0.01320058
Bcl2l2	0.01328083
Sst	0.01329332
Fxyd3	0.01336191
Rell1	0.01344367
Pnn	0.01347595

Table 5.1. Top 15 genes identified as 3/[3] replicated by the ParFilter and No-Covar-ParFilter but not by other methods at $q = 0.05$.

for this method, whereas the other two covariate-adaptive methods for single-study FDR analysis (AdaPT and CAMT) use \hat{y}_i .

5.1. Replicability analysis results. The number of genes identified as being 3/[3] replicated by each of the compared methods is presented in Figure 5.1. There, we see that ParFilter achieves a larger number of rejections than the remaining methods across. In particular, the ParFilter achieves 11 more rejections than No-Covar-ParFilter and 34 more than AdaFilter-BH – the only other two procedures with more than 500 rejections. Together, the ParFilter and No-Covar-ParFilter identified 32 genes that are not detected by any other method. We ranked these 32 genes by their PC p -values – computed using (2.3) – from smallest to largest, and present the top fifteen in Table 5.1. The first three genes in this table are all related to autoimmunity according to the literature:

- F11r: Bonilha et al. (2021) found links between F11r and the regulation of immune responses in pathological conditions such as autoimmune diseases and cancers;
- Mknk2: Karampelias et al. (2022) identified Mknk2 as a therapeutic target for Type 1 diabetes, a common autoimmune disease that affects the production of insulin;
- Mreg: Damek-Poprawa et al. (2009) suggest that Mreg is required for lysosome maturation in cells. Lysosomal dysfunction has been implicated in autoimmune diseases (Gros and Muller, 2023).

In Appendix G, we highlight seven additional genes from Table 5.1 with known associations to autoimmune diseases.

6. DISCUSSION

It may be of interest to perform *directional* inference in some applications involving two-sided hypotheses where $\mathcal{A}_i = \{0\}$ for all $i \in [m]$ in (1.1). Formally, one can define two base null hypotheses

$$H_{ij}^- : \mu_{ij} \geq 0 \quad \text{and} \quad H_{ij}^+ : \mu_{ij} \leq 0 \quad \text{for each } (i, j) \in [m] \times [n],$$

and subsequently the directional PC null hypotheses

$$H_i^{u/[n],-} : |\{j \in [n] : H_{ij}^- \text{ is false}\}| \geq n - u + 1 \quad \text{and}$$

$$H_i^{u/[n],+} : |\{j \in [n] : H_{ij}^+ \text{ is false}\}| \geq n - u + 1 \quad \text{for each } i \in [m].$$

Rejecting $H_i^{u/[n],-}$ (resp. $H_i^{u/[n],+}$) declares there are at least u negative (resp. positive) signals for feature i . We can apply the ParFilter to test $\{H_i^{u/[n],-}\}_{i \in [m]}$ and $\{H_i^{u/[n],+}\}_{i \in [m]}$ under the FDR_{rep} targets q^- and q^+ separately, and the directional false discovery rate for the overall replicability analysis can be controlled under level $q^- + q^+$; we refer to Wang et al. (2022, Sec. 4.4.3) and Bogomolov and Heller (2023, Remark 5.1) for more exposition on this approach.

In summary, the ParFilter is a highly customizable framework (with flexible choices of testing configuration, selection rules, local replicability levels, etc.) to test for replicated signals in large-scale settings with strong false discovery rate control in finite samples. Its adaptiveness to auxiliary covariate information has opened up new avenues to tackle partial conjunction testing, which is by nature very power-deficient for high replicability levels if the inference is based on p -values alone. There is certainly ample room for further improving our the current implementation, and we discuss some of these extensions and their related issues below.

6.1. Future directions. One natural direction for future work is to develop more powerful data-driven strategies for constructing \mathcal{G}_k , w_k , \mathbf{u}_i , $p_i^{u_{ik}/\mathcal{G}_k}$, \mathcal{S}_k , and ν_{ik} than those proposed in this paper. In particular, we suspect that ν_{ik} – the local PC weight for feature i in group k – may have an optimal construction under data generated from a two-group model (Efron, 2008), by using a weighting scheme similar to that in Proposition 3.2 of Roquain and van de Wiel (2008). Subsequently, it may be possible to derive an “oracle inequality” for the optimal power; see Roquain and van de Wiel (2008, Theorem 4.2).

Another direction is to convert the ParFilter from a p -value-based procedure to an e -value-based procedure, in an analogous spirit to how Wang and Ramdas (2022) converts the BH procedure to an e -BH procedure. Interest in e -values has grown enormously in recent years as an alternative to p -values in hypothesis testing (Vovk and Wang, 2021). Based on the theoretical underpinnings of the e -BH procedure introduced in Wang and Ramdas (2022), we suspect that an explicit e -value version of the ParFilter could offer improved power when the data among the m features within a study are arbitrarily dependent, as in our Theorem 3.6; we are actively investigating this extension at the time of writing.

6.2. Current limitations when $u < n$. Throughout, we have largely emphasized on the important case of maximum replicability level $u = n$. While this is the most natural level a practitioner may request, it is sometimes worthwhile to choose $u < n$, either because of power consideration or because maximum replicability is not demanded for some applications.

When assessing less-than-maximum replicability with $u < n$, our simulation studies in Appendix E.2 suggest that our implementation of the ParFilter therein is less competitive than its performance demonstrated in Section 4 for testing maximum replicability. This is mostly due to the difficulty of selecting appropriate local replicability levels \mathbf{u}_i for $i \in [m]$ in a way that makes $u/[n]$ replicated features more detectable. In Appendix A.1, we have offered a detailed discussion of this issue, which arises from the “imbalance” of a testing configuration with respect to some $u/[n]$ replicated features, and why the ParFilter does not encounter the same difficulty when $u = n$.

Given its state-of-the-art performance for $u = n$, the ParFilter in its current form is a much-needed addition to practitioners’ toolkits for conducting meta-analyses, and complements other existing FDR_{rep} controlling methods, such as the AdaFilter-BH procedure (Wang et al., 2022), that have exhibited stronger performance for $u < n$ as per our simulations in Appendix E.2. In the

same appendix, we have also discussed potential directions for future research aimed at improving the power of the ParFilter when $u < n$.

6.3. Post hoc inference for individual studies. The ParFilter can easily incorporate a *post hoc* FDR procedure for testing the base hypotheses in a given study j . Consider the following candidate rejection set

$$\mathcal{R}_j(\tau_j) \equiv \mathcal{R}(\hat{\mathbf{t}}) \cap \{i \in [m] : p_{ij} \leq \tau_j\}$$

for testing H_{1j}, \dots, H_{mj} , where $\tau_j \in [0, 1]$ is a rejection threshold for the base p -values in study j . Above, the base null H_{ij} can only be rejected by $\mathcal{R}_j(\tau_j)$ if the PC null $H_i^{u/[n]}$ is already rejected by $\mathcal{R}(\hat{\mathbf{t}})$, the output of the ParFilter (Algorithm 2). Thus, $\mathcal{R}_j(\tau_j)$ provides *post hoc* inferences by building upon the initial discoveries made by $\mathcal{R}(\hat{\mathbf{t}})$. Let

$$\text{FDR}_j \equiv \text{FDR}_j(\tau_j) = \mathbb{E} \left[\frac{\sum_{i \in \mathcal{R}_j(\tau_j)} I\{H_{ij} \text{ is true}\}}{|\mathcal{R}_j(\tau_j)| \vee 1} \right]$$

denote the false discovery rate associated with the base null hypotheses rejected by $\mathcal{R}_j(\tau_j)$. FDR_j can be controlled by implementing the post hoc procedure outlined in the theorem below, whose proof provided in Appendix A.5 is based on Katsevich et al. (2023, Theorem 1):

Theorem 6.1 (Post hoc FDR control for an individual study). *Suppose the assumptions and conditions of either Theorem 3.5(i) or (ii) hold. For a given study $j \in [n]$ and an FDR_j target $q_j \in (0, 1)$, let*

$$\hat{\tau}_j \equiv \max \left\{ \tau_j \in \{p_{ij} : i \in [\mathcal{S}_{k(j)}]\} : \frac{|\mathcal{S}_{k(j)}| \cdot \tau_j}{|\mathcal{R}_j(\tau_j)| \vee 1} \leq q_j \right\},$$

where $k(j) \in [K]$ is the group in the testing configuration to which study j belongs. Then the post hoc rejection set $\mathcal{R}_j(\hat{\tau}_j)$ has $\text{FDR}_j(\hat{\tau}_j)$ control at level q_j , i.e., $\text{FDR}_j(\hat{\tau}_j) \leq q_j$.

We note that, if each group in the testing configuration contain only a single study as in Example 3.1, such post hoc FDR inference is only meaningful if $q_j \leq w_{k(j)}q$, because Theorems 3.5 and 3.6 already ensure that each group-wise $\text{FDR}_{k(j)}$ can be controlled under level $w_{k(j)} \cdot q$.

REFERENCES

- Akiyama, T., Shinzawa, M., Qin, J., and Akiyama, N. (2013). Regulations of gene expression in medullary thymic epithelial cells required for preventing the onset of autoimmune diseases. *Front Immunol*, 4:249.
- Anderson, M. S., Venzani, E. S., Klein, L., Chen, Z., Berzins, S. P., Turley, S. J., von Boehmer, H., Bronson, R., Dierich, A., Benoist, C., and Mathis, D. (2002). Projection of an immunological self shadow within the thymus by the aire protein. *Science*, 298(5597):1395–1401.
- Benjamini, Y. and and, D. Y. (2005). False discovery rate-adjusted multiple confidence intervals for selected parameters. *Journal of the American Statistical Association*, 100(469):71–81.
- Benjamini, Y. and Heller, R. (2008). Screening for partial conjunction hypotheses. *Biometrics*, 64(4):1215–1222.
- Benjamini, Y., Heller, R., and Yekutieli, D. (2009). Selective inference in complex research. *Philosophical transactions. Series A, Mathematical, physical, and engineering sciences*, 367:4255–71.
- Benjamini, Y. and Hochberg, Y. (1995). Controlling the false discovery rate: A practical and powerful approach to multiple testing. *Journal of the Royal Statistical Society. Series B (Methodological)*, 57(1):289–300.
- Benjamini, Y. and Yekutieli, D. (2001). The control of the false discovery rate in multiple testing under dependency. *The Annals of Statistics*, 29(4):1165–1188.
- Blanchard, G. and Roquain, E. (2008). Two simple sufficient conditions for fdr control. *Electronic Journal of Statistics*, 2.

- Blanchard, G. and Roquain, E. (2009). Adaptive false discovery rate control under independence and dependence. *Journal of Machine Learning Research*, 10(97):2837–2871.
- Boca, S. M. and Leek, J. T. (2018). A direct approach to estimating false discovery rates conditional on covariates. *PeerJ*, 6:e6035.
- Bogomolov, M. (2023). Testing partial conjunction hypotheses under dependency, with applications to meta-analysis. *Electronic Journal of Statistics*, 17(1):102 – 155.
- Bogomolov, M. and Heller, R. (2018). Assessing replicability of findings across two studies of multiple features. *Biometrika*, 105(3):505–516.
- Bogomolov, M. and Heller, R. (2023). Replicability Across Multiple Studies. *Statistical Science*, 38(4):602 – 620.
- Bonilha, C. S., Benson, R. A., Scales, H. E., Brewer, J. M., and Garside, P. (2021). Junctional adhesion molecule-a on dendritic cells regulates th1 differentiation. *Immunology Letters*, 235:32–40.
- Bottomly, D., Walter, N. A., Hunter, J. E., Darakjian, P., Kawane, S., Buck, K. J., Searles, R. P., Mooney, M., McWeeney, S. K., and Hitzemann, R. (2011). Evaluating gene expression in c57bl/6j and dba/2j mouse striatum using rna-seq and microarrays. *PloS one*, 6(3):e17820.
- Cai, T. T., Sun, W., and Wang, W. (2019). Covariate-assisted ranking and screening for large-scale two-sample inference. *J. R. Stat. Soc. Ser. B. Stat. Methodol.*, 81(2):187–234. Includes discussions and a rejoinder.
- Candès, E., Fan, Y., Janson, L., and Lv, J. (2018). Panning for Gold: ‘Model-X’ Knockoffs for High Dimensional Controlled Variable Selection. *Journal of the Royal Statistical Society Series B: Statistical Methodology*, 80(3):551–577.
- Chung, D., Yang, C., Li, C., Gelernter, J., and Zhao, H. (2014). Gpa: A statistical approach to prioritizing gwas results by integrating pleiotropy and annotation. *PLOS Genetics*, 10(11):1–14.
- Croft, M., Salek-Ardakani, S., and Ware, C. F. (2024). Targeting the TNF and TNFR superfamilies in autoimmune disease and cancer. *Nat Rev Drug Discov*, 23(12):939–961.
- Damek-Poprawa, M., Diemer, T., Lopes, V. S., Lillo, C., Harper, D. C., Marks, M. S., Wu, Y., Sparrow, J. R., Rachel, R. A., Williams, D. S., and Boesze-Battaglia, K. (2009). Melanoregulin (MREG) modulates lysosome function in pigment epithelial cells. *J Biol Chem*, 284(16):10877–10889.
- Derbinski, J., Gäbler, J., Brors, B., Tierling, S., Jonnakuty, S., Hergenbahn, M., Peltonen, L., Walter, J., and Kyewski, B. (2005). Promiscuous gene expression in thymic epithelial cells is regulated at multiple levels. *J Exp Med*, 202(1):33–45.
- Dickhaus, T., Heller, R., Hoang, A.-T., and Rinott, Y. (2024). A procedure for multiple testing of partial conjunction hypotheses based on a hazard rate inequality.
- Dror, R., Baumer, G., Bogomolov, M., and Reichart, R. (2017). Replicability analysis for natural language processing: Testing significance with multiple datasets. *Transactions of the Association for Computational Linguistics*, 5:471–486.
- Efron, B. (2008). Microarrays, Empirical Bayes and the Two-Groups Model. *Statistical Science*, 23(1):1 – 22.
- Efron, B., Tibshirani, R., Storey, J. D., and Tusher, V. (2001). Empirical bayes analysis of a microarray experiment. *Journal of the American Statistical Association*, 96(456):1151–1160.
- Feng, B., Zhang, Y., Qiao, L., Tang, Q., Zhang, Z., Zhang, S., Qiu, J., Zhou, X., Huang, C., and Liang, Y. (2024). Evaluating the significance of escr in the diagnosis of ulcerative colitis and drug efficacy assessment. *Frontiers in Immunology*, 15.
- Fisher, R. A. (1973). *Statistical methods for research workers*. Hafner Publishing Co., New York, fourteenth edition.
- Food, U. and Administration, D. (1998). Guidance for industry: Providing clinical evidence of effectiveness for human drugs and biological products.
- Freestone, J., Noble, W. S., and Keich, U. (2024). A semi-supervised framework for diverse multiple hypothesis testing scenarios. *arXiv preprint arXiv:2411.15771*.
- Friston, K. J., Penny, W. D., and Glaser, D. E. (2005). Conjunction revisited. *NeuroImage*, 25(3):661–667.

- Gros, F. and Muller, S. (2023). The role of lysosomes in metabolic and autoimmune diseases. *Nat Rev Nephrol*, 19(6):366–383.
- Gruper, Y., Wolff, A. S. B., Glanz, L., Spoutil, F., Marthinussen, M. C., Osickova, A., Herzig, Y., Goldfarb, Y., Aranaz-Novaliches, G., Dobeš, J., Kadouri, N., Ben-Nun, O., Binyamin, A., Lavi, B., Givony, T., Khalaila, R., Gome, T., Wald, T., Mrazkova, B., Sochen, C., Besnard, M., Ben-Dor, S., Feldmesser, E., Orlova, E. M., Hegedűs, C., Lampé, I., Papp, T., Felszeghy, S., Sedlacek, R., Davidovich, E., Tal, N., Shouval, D. S., Shamir, R., Guillonneau, C., Szondy, Z., Lundin, K. E. A., Osicka, R., Prochazka, J., Husebye, E. S., and Abramson, J. (2023). Autoimmune amelogenesis imperfecta in patients with *aps-1* and coeliac disease. *Nature*, 624(7992):653–662.
- Hammond, K. J. L. and Kronenberg, M. (2003). Natural killer T cells: natural or unnatural regulators of autoimmunity? *Curr Opin Immunol*, 15(6):683–689.
- Heinlein, M., Gandolfo, L. C., Zhao, K., Teh, C. E., Nguyen, N., Baell, J. B., Goldfarb, Y., Abramson, J., Wichmann, J., Voss, A. K., Strasser, A., Smyth, G. K., Thomas, T., and Gray, D. H. D. (2022). The acetyltransferase KAT7 is required for thymic epithelial cell expansion, expression of AIRE target genes, and thymic tolerance. *Sci Immunol*, 7(67):eabb6032.
- Heller, R., Bogomolov, M., and Benjamini, Y. (2014). Deciding whether follow-up studies have replicated findings in a preliminary large-scale omics study. *Proceedings of the National Academy of Sciences*, 111(46):16262–16267.
- Heller, R. and Rosset, S. (2020). Optimal Control of False Discovery Criteria in the Two-Group Model. *Journal of the Royal Statistical Society Series B: Statistical Methodology*, 83(1):133–155.
- Ignatiadis, N. and Huber, W. (2021). Covariate Powered Cross-Weighted Multiple Testing. *Journal of the Royal Statistical Society Series B: Statistical Methodology*, 83(4):720–751.
- Ignatiadis, N., Klaus, B., Zaugg, J. B., and Huber, W. (2016). Data-driven hypothesis weighting increases detection power in genome-scale multiple testing. *Nature methods*, 13(7):577–580.
- Ioannidis, J. P. A. (2005). Why most published research findings are false. *Chance*, 18(4):40–47.
- Jalili, I., Whiting, K., Rosenbaum, E., and Qin, L.-X. (2025). Revisiting tumor mutational burden cutoff: Multi-study replicability in immunotherapy. *bioRxiv*, pages 2025–01.
- Karampelias, C., Watt, K., Mattsson, C. L., Ruiz, Á. F., Rezanejad, H., Mi, J., Liu, X., Chu, L., Locasale, J. W., Korbitt, G. S., Rovira, M., Larsson, O., and Andersson, O. (2022). MNK2 deficiency potentiates β -cell regeneration via translational regulation. *Nat Chem Biol*, 18(9):942–953.
- Katsevich, E., Sabatti, C., and Bogomolov, M. (2023). Filtering the rejection set while preserving false discovery rate control. *Journal of the American Statistical Association*, 118(541):165–176.
- Klein, L., Kyewski, B., Allen, P. M., and Hogquist, K. A. (2014). Positive and negative selection of the t cell repertoire: what thymocytes see (and don’t see). *Nature Reviews Immunology*, 14(6):377–391.
- Lei, L. and Fithian, W. (2018). AdaPT: An Interactive Procedure for Multiple Testing with Side Information. *Journal of the Royal Statistical Society Series B: Statistical Methodology*, 80(4):649–679.
- Leung, D. and Sun, W. (2022). Zap: Z-value adaptive procedures for false discovery rate control with side information. *Journal of the Royal Statistical Society Series B: Statistical Methodology*, 84(5):1886–1946.
- Li, S., Sesia, M., Romano, Y., Candès, E., and Sabatti, C. (2021). Searching for robust associations with a multi-environment knockoff filter. *Biometrika*, 109(3):611–629.
- Liang, B., Zhang, L., and Janson, L. (2025). Powerful partial conjunction hypothesis testing via conditioning. *Biometrika*, page asaf036.
- Lu, Y., Ye, P., Chen, S.-L., Tan, E. M., and Chan, E. K. L. (2005). Identification of kinectin as a novel behçet’s disease autoantigen. *Arthritis Res Ther*, 7(5):R1133–9.
- Meltzoff, A. N., Ramírez, R. R., Saby, J. N., Larson, E., Taulu, S., and Marshall, P. J. (2018). Infant brain responses to felt and observed touch of hands and feet: an meg study. *Developmental science*, 21(5):e12651.
- Miyazawa, R., Nagao, J.-i., Arita-Morioka, K.-i., Matsumoto, M., Morimoto, J., Yoshida, M., Oya, T., Tsuneyama, K., Yoshida, H., Tanaka, Y., and Matsumoto, M. (2023). Dispensable Role of Aire in CD11c+ Conventional Dendritic Cells for Antigen Presentation and Shaping the Transcriptome.

- ImmunoHorizons*, 7(1):140–158.
- Muro, R., Nitta, T., Nitta, S., Tsukasaki, M., Asano, T., Nakano, K., Okamura, T., Nakashima, T., Okamoto, K., and Takayanagi, H. (2024). Transcript splicing optimizes the thymic self-antigen repertoire to suppress autoimmunity. *The Journal of Clinical Investigation*, 134(20).
- Nosek, B. A., Hardwicke, T. E., Moshontz, H., Allard, A., Corker, K. S., Dreber, A., Fidler, F., Hilgard, J., Kline Struhl, M., Nuijten, M. B., et al. (2022). Replicability, robustness, and reproducibility in psychological science. *Annual review of psychology*, 73(1):719–748.
- Pereira, R. M., Martinez, G. J., Engel, I., Cruz-Guilloty, F., Barboza, B. A., Tsagaratou, A., Lio, C.-W. J., Berg, L. J., Lee, Y., Kronenberg, M., Bandukwala, H. S., and Rao, A. (2014). *Jarid2* is induced by TCR signalling and controls iNKT cell maturation. *Nat Commun*, 5:4540.
- Ramdas, A. K., Barber, R. F., Wainwright, M. J., and Jordan, M. I. (2019). A unified treatment of multiple testing with prior knowledge using the p-filter. *The Annals of Statistics*, 47(5):2790 – 2821.
- Ren, Z. and Candès, E. (2023). Knockoffs with side information. *Ann. Appl. Stat.*, 17(2):1152–1174.
- Ritchie, M. E., Phipson, B., Wu, D., Hu, Y., Law, C. W., Shi, W., and Smyth, G. K. (2015). limma powers differential expression analyses for RNA-sequencing and microarray studies. *Nucleic Acids Research*, 43(7):e47–e47.
- Roquain, É. and van de Wiel, M. A. (2008). Optimal weighting for false discovery rate control. *Electronic Journal of Statistics*, 3:678–711.
- Simes, R. J. (1986). An improved Bonferroni procedure for multiple tests of significance. *Biometrika*, 73(3):751–754.
- Smyth, G. K. (2004). Linear models and empirical bayes methods for assessing differential expression in microarray experiments. *Stat Appl Genet Mol Biol*, 3:Article3.
- Stouffer, S., Suchman, E., DeVinney, L., and S.A. Star, R. W. J. (1949). The american soldier: Adjustment during army life". *Studies in Social Psychology in World War II*, 1.
- Sun, W. and Cai, T. T. (2007). Oracle and adaptive compound decision rules for false discovery rate control. *Journal of the American Statistical Association*, 102(479):901–912.
- Sun, W., Reich, B. J., Cai, T. T., Guindani, M., and Schwartzman, A. (2015). False discovery control in large-scale spatial multiple testing. *Journal of the Royal Statistical Society. Series B (Statistical Methodology)*, 77(1):59–83.
- Tischner, D., Woess, C., Ottina, E., and Villunger, A. (2010). Bcl-2-regulated cell death signalling in the prevention of autoimmunity. *Cell Death & Disease*, 1(6):e48–e48.
- Vester, S. K., Beavil, R. L., Lynham, S., Beavil, A. J., Cunningham Graham, D. S., McDonnell, J. M., and Vyse, T. J. (2021). Nucleolin acts as the receptor for C1QTNF4 and supports C1QTNF4-mediated innate immunity modulation. *J Biol Chem*, 296:100513.
- Vovk, V. and Wang, R. (2021). E-values: calibration, combination and applications. *Ann. Statist.*, 49(3):1736–1754.
- Wang, J., Gui, L., Su, W. J., Sabatti, C., and Owen, A. B. (2022). Detecting multiple replicating signals using adaptive filtering procedures. *The Annals of Statistics*, 50(4):1890 – 1909.
- Wang, J. and Owen, A. B. (2019). Admissibility in partial conjunction testing. *Journal of the American Statistical Association*, 114(525):158–168.
- Wang, R. and Ramdas, A. (2022). False Discovery Rate Control with E-values. *Journal of the Royal Statistical Society Series B: Statistical Methodology*, 84(3):822–852.
- Weiss, L. (1965). On the asymptotic distribution of the largest sample spacing. *Journal of the Society for Industrial and Applied Mathematics*, 13(3):720–731.
- Weiss, L. (1969). The joint asymptotic distribution of the k-smallest sample spacings. *Journal of Applied Probability*, 6(2):442–448.
- Yang, W., He, R., Qu, H., Lian, W., Xue, Y., Wang, T., Lin, W., Zhu, P., Xia, M., Lai, L., and Wang, Q. (2023). FXYD3 enhances IL-17A signaling to promote psoriasis by competitively binding TRAF3 in keratinocytes. *Cell Mol Immunol*, 20(3):292–304.

Zhang, X. and Chen, J. (2022). Covariate adaptive false discovery rate control with applications to omics-wide multiple testing. *Journal of the American Statistical Association*, 117(537):411–427.

APPENDIX A. MISCELLANEOUS IMPLEMENTATIONAL DETAILS

A.1. Setting the testing configuration when $u < n$. Generally speaking, one should aim to choose a testing configuration that is *balanced* for the vast majority of features. In other words, one should avoid choosing a configuration that is *imbalanced* for most features.

Definition A.1 (Imbalance and Balance). *Let $\{\mathcal{G}_k, w_k, \mathbf{u}_\ell\}_{k \in [K], \ell \in [m]}$ be a testing configuration for $u/[n]$ replicability, and i be a given $u/[n]$ replicated feature, i.e., the PC null $H_i^{u/n}$ is false. Then the testing configuration is said to be:*

- *imbalanced for feature i if a local PC null $H_i^{u_{ik}/\mathcal{G}_k}$ is true for some $k \in [K]$.*
- *balanced for feature i if the local PC null $H_i^{u_{ik}/\mathcal{G}_k}$ is false for all $k \in [K]$.*

To illustrate why minimizing imbalance is important, suppose *every* $u/[n]$ replicated feature is imbalanced because of a chosen testing configuration. Thus, by Definition A.1, the set of non-nulls $[m] \setminus \mathcal{H}^{u/[n]}$ is also the set of all imbalanced features and satisfies

$$(A.1) \quad [m] \setminus \mathcal{H}^{u/[n]} \subseteq \bigcup_{k \in [K]} \mathcal{H}_k.$$

For each $k \in [K]$, the number of false discoveries made by the ParFilter among the local PC nulls in group k is $|\hat{\mathcal{R}} \cap \mathcal{H}_k|$, where $\hat{\mathcal{R}} = \mathcal{R}(\hat{\mathbf{t}})$ is the output of Algorithm 2. Since the ParFilter controls $\text{FDR}_k(\hat{\mathcal{R}})$ at level $w_k \cdot q$, where q is typically small (e.g., $q = 0.05$), $|\hat{\mathcal{R}} \cap \mathcal{H}_k|$ is generally small for all k . It follows from (A.1) that the number of correct rejections $|\hat{\mathcal{R}} \cap ([m] \setminus \mathcal{H}^{u/[n]})|$ is small too, which means that $\hat{\mathcal{R}}$ is unlikely to include many $u/[n]$ replicated features.

When $u = n$, it is impossible for a testing configuration to be imbalanced for any feature. Hence, imbalance is not a concern for maximum replicability analyses, which explains the strong performance of the ParFilter in the simulations of Section 4. Unfortunately, the same cannot be said for the case of $u < n$. For a testing configuration in the latter case, our recommendation is to use $K = 2$ groups with approximately equal sizes and local error weights, as using less groups makes the testing configuration less likely to be imbalanced for any $u/[n]$ replicated feature. For instance, if $\text{mod}(a, b)$ denotes the operation a modulo b for integers $a, b \in \mathbb{N}$, letting

$$(A.2) \quad \mathcal{G}_k = \{j \in [n] : \text{mod}(j, 2) + 1 = k\} \quad \text{and} \quad w_k = \frac{|\mathcal{G}_k|}{n} \quad \text{for each } k \in [2]$$

assigns the studies $\{1, 3, 5, \dots\}$ to \mathcal{G}_2 and the studies $\{2, 4, 6, \dots\}$ to \mathcal{G}_1 , with the two local error weights proportional to their group sizes. If possible, we recommend using expert knowledge to construct the local replicability levels by analyzing the covariates x_{i1}, \dots, x_{in} to identify which base hypotheses among H_{i1}, \dots, H_{in} are most likely false, and assigning $\mathbf{u}_i \equiv (u_{i1}, \dots, u_{iK})$ accordingly, while ensuring the constraints in (3.1) are satisfied.

It may be true that several testing configurations are considered equally effective in mitigating imbalance. In such scenarios, we recommend randomly sampling one such configuration to be used in the ParFilter to hedge against overly relying on a single configuration that may not yield powerful results. It is immediately clear that as long as the testing configuration is sampled independently of \mathbf{P} and \mathbf{X} , the FDR_{rep} guarantees provided by Theorems 3.5 and 3.6 still hold; we state this formally as a theorem:

Theorem A.1 (FDR_{rep} control under random testing configurations). *Suppose*

$$(A.3) \quad \{\mathcal{G}_k^{(b)}, w_k^{(b)}, \mathbf{u}_i^{(b)}\}_{k \in [K^{(b)}], i \in [m]}, \quad b \in [B],$$

are $B \in \mathbb{N}$ testing configurations, and the testing configuration used in the *ParFilter* (Algorithm 2) is $\{\mathcal{G}_k^{b^*}, w_k^{b^*}, \mathbf{u}_i^{b^*}\}_{k \in [K_{b^*}], i \in [m]}$, where $b^* \in [B]$ is a random variable that is independent of \mathbf{P} and \mathbf{X} . If the assumptions and conditions of either Theorem 3.5 or 3.6 hold, then the *ParFilter* at level $q \in (0, 1)$ returns a rejection set $\mathcal{R}(\hat{\mathbf{t}})$ satisfying

$$\text{FDR}_k(\mathcal{R}(\hat{\mathbf{t}})) \leq w_k \cdot q \quad \text{for each } k \in [K] \quad \text{and} \quad \text{FDR}_{\text{rep}}(\mathcal{R}(\hat{\mathbf{t}})) \leq q.$$

A.2. Results for the working model (3.10) in Section 3.4.

A.2.1. *Derivation of $\omega_i^{v/\mathcal{J}}$ for any $\mathcal{J} \subseteq [n]$ and $v \in |\mathcal{J}|$ in (3.11).* Let $\omega_{ij} \equiv \Pr(H_{ij} \text{ is false} | \mathbf{P}, \mathbf{X})$ be the probability that H_{ij} is false given \mathbf{P} and \mathbf{X} . We have under the working model that

$$\begin{aligned} \omega_{ij} &= \Pr(H_{ij} \text{ is false} | \mathbf{P}, \mathbf{X}) \\ &= \Pr(H_{ij} \text{ is false} | p_{ij}, x_{ij}) \\ &= \frac{\Pr(H_{ij} \text{ is false}, p_{ij}, x_{ij})}{\Pr(p_{ij}, x_{ij})} \\ &= \frac{\Pr(p_{ij} | H_{ij} \text{ is false}, x_{ij}) \Pr(H_{ij} \text{ is false} | x_{ij}) \Pr(x_{ij})}{\Pr(p_{ij} | x_{ij}) \Pr(x_{ij})} \\ &= \frac{(1 - \pi_{\zeta_j}(x_{ij})) \cdot f_{\beta_j}(p_{ij} | x_{ij})}{f_{\zeta_j, \beta_j}(p_{ij} | x_{ij})}. \end{aligned}$$

It follows that, under the independence of $(p_{i1}, H_{i1}), \dots, (p_{in}, H_{in})$ conditional on \mathbf{X} ,

$$\begin{aligned} \omega_i^{v/\mathcal{J}} &= \Pr(H_i^{v/\mathcal{J}} \text{ is false} | \mathbf{P}, \mathbf{X}) \\ &= \Pr(\text{At least } v \text{ null base hypotheses among } H_{ij} \text{ for } j \in \mathcal{J} \text{ are false} | \mathbf{P}, \mathbf{X}) \\ &= \sum_{\mathcal{L} \subseteq \mathcal{J}: |\mathcal{L}| \geq v} \prod_{j \in \mathcal{J} \setminus \mathcal{L}} \Pr(H_{ij} \text{ is true} | \mathbf{P}, \mathbf{X}) \prod_{j \in \mathcal{L}} \Pr(H_{ij} \text{ is false} | \mathbf{P}, \mathbf{X}) \\ &= \sum_{\mathcal{L} \subseteq \mathcal{J}: |\mathcal{L}| \geq v} \prod_{j \in \mathcal{J} \setminus \mathcal{L}} \Pr(H_{ij} \text{ is true} | p_{ij}, x_{ij}) \prod_{j \in \mathcal{L}} \Pr(H_{ij} \text{ is false} | p_{ij}, x_{ij}) \\ &= \sum_{\mathcal{L} \subseteq \mathcal{J}: |\mathcal{L}| \geq v} \prod_{j \in \mathcal{J} \setminus \mathcal{L}} (1 - \omega_{ij}) \prod_{j \in \mathcal{L}} \omega_{ij}. \end{aligned}$$

A.2.2. *Derivation of $\mathbb{E}[p_{ij} | x_{ij}]$.* Under the working model, we have that

$$\begin{aligned} \mathbb{E}[p_{ij} | x_{ij}] &= \int_0^1 p \cdot \left(\pi_{\zeta_j}(x_{ij}) + (1 - \pi_{\zeta_j}(x_{ij})) \cdot (1 - k_{\beta_j}(x_{ij})) \cdot p^{-k_{\beta_j}(x_{ij})} \right) dp \\ &= \left[\frac{(1 - \pi_{\zeta_j}(x_{ij})) (1 - k_{\beta_j}(x_{ij})) p^{2-k_{\beta_j}(x_{ij})}}{2 - k_{\beta_j}(x_{ij})} + \frac{p^2 \pi_{\zeta_j}(x_{ij})}{2} \right]_0^1 \\ &= \frac{(1 - \pi_{\zeta_j}(x_{ij})) (1 - k_{\beta_j}(x_{ij}))}{2 - k_{\beta_j}(x_{ij})} + \frac{\pi_{\zeta_j}(x_{ij})}{2} \\ &= \frac{2 \cdot (1 - k_{\beta_j}(x_{ij})) + k_{\beta_j}(x_{ij}) \cdot \pi_{\zeta_j}(x_{ij})}{4 - 2 \cdot k_{\beta_j}(x_{ij})}. \end{aligned}$$

A.3. Forming ν_{ik} that satisfies Condition 4(b). Let $r_{ik} \equiv u - u_{ik}$ and $\mathcal{C}_k \equiv [n] \setminus \mathcal{G}_k$, the set of studies not in group k . Let

$$H_i^{r_{ik}/\mathcal{C}_k} : |\{j \in \mathcal{C}_k : \mu_{ij} \in \mathcal{A}_i\}| \geq |\mathcal{C}_k| - r_{ik} + 1$$

denote a PC null hypothesis stating that there are no more than $r_{ik} - 1$ signals among the studies in \mathcal{C}_k for feature i . Moreover, let $\hat{\omega}_i^{r_{ik}/\mathcal{C}_k}$ be an estimate of $\omega_i^{r_{ik}/\mathcal{C}_k} \equiv \Pr(H_i^{r_{ik}/\mathcal{C}_k} \text{ is false} | \mathbf{P}, \mathbf{X})$, probability that $H_i^{r_{ik}/\mathcal{C}_k}$ is false given \mathbf{P} and \mathbf{X} .

We will use the working model (3.10) in Section 3.4 to construct a $\hat{\omega}_i^{r_{ik}/\mathcal{C}_k}$ that depends only on $(\mathbf{P}_{(-\mathcal{G}_k)}, \mathbf{X}, \mathcal{S}_k)$. We propose substituting this $\hat{\omega}_i^{r_{ik}/\mathcal{C}_k}$ in place of $\tilde{\omega}_i^{u_{ik}/\mathcal{G}_k}$ in (3.12) for each $i \in \mathcal{S}_k$, so that the resulting local PC weight

$$\nu_{ik} = \frac{\hat{\omega}_i^{r_{ik}/\mathcal{C}_k} |\mathcal{S}_k|}{\sum_{\ell \in \mathcal{S}_k} \hat{\omega}_\ell^{r_{\ell k}/\mathcal{C}_k}}$$

satisfies Condition 4(b). Provided that $\hat{\omega}_\ell^{r_{\ell k}/\mathcal{C}_k}$ is a good estimate for each $(\ell, k) \in [m] \times [K]$, the local PC weight design above allows i to be more easily rejected by (3.7) if $H_i^{u/[n]}$ is false, since ν_{ik} is likely to be large for all $k \in [K]$.

Let

$$(\hat{\zeta}_j, \hat{\beta}_j) \equiv \arg \max_{(\zeta_j, \beta_j)} \sum_{i \in [m]} \log \left(f_{\zeta_j, \beta_j}(p_{ij} | x_{ij}) \right),$$

be estimates for (ζ_j, β_j) , obtained by maximizing the working likelihood on data from study j . Subsequently, let an estimator for p_{ij} be

$$\hat{p}_{ij} \equiv \frac{2 \cdot (1 - k_{\hat{\beta}_j}(x_{ij})) + k_{\hat{\beta}_j}(x_{ij}) \cdot \pi_{\hat{\zeta}_j}(x_{ij})}{4 - 2 \cdot k_{\hat{\beta}_j}(x_{ij})},$$

obtained by substituting $\zeta_j = \hat{\zeta}_j$ and $\beta_j = \hat{\beta}_j$ into the expression of $\mathbb{E}[p_{ij} | x_{ij}]$ in Appendix A.2.2 under the working model. Let

$$\hat{\omega}_i^{r_{ik}/\mathcal{C}_k} \equiv \sum_{\mathcal{L} \subseteq \mathcal{C}_k : |\mathcal{L}| \geq r_{ik}} \left(\prod_{j \in \mathcal{C}_k \setminus \mathcal{L}} \frac{\pi_{\hat{\zeta}_j}(x_{ij})}{f_{\hat{\zeta}_j, \hat{\beta}_j}(\hat{p}_{ij} | x_{ij})} \cdot \prod_{j \in \mathcal{L}} \frac{(1 - \pi_{\hat{\zeta}_j}(x_{ij})) \cdot f_{\hat{\beta}_j}(\hat{p}_{ij} | x_{ij})}{f_{\hat{\zeta}_j, \hat{\beta}_j}(\hat{p}_{ij} | x_{ij})} \right),$$

obtained by substituting $\zeta_j = \hat{\zeta}_j$, $\beta_j = \hat{\beta}_j$, and $p_{ij} = \hat{p}_{ij}$, for each $j \in \mathcal{C}_k$, into the expression (3.11) with $v = r_{ik}$ and $\mathcal{J} = \mathcal{C}_k$. By construction, $\hat{\omega}_i^{r_{ik}/\mathcal{C}_k}$ only depends on $(\mathbf{P}_{(-\mathcal{G}_k)}, \mathbf{X}, \mathcal{S}_k)$ because all of $\zeta_j, \beta_j, \hat{p}_{ij}$ are so.

A.4. The ParFilter as a generalization of Bogomolov and Heller (2018)'s two procedures.

For a replicability analysis where $n = 2$ and $u = 2$, we will show that the ParFilter, under specific algorithm settings, and the adaptive procedure by Bogomolov and Heller (2018, Section 4.2) are equivalent. The equivalence between the ParFilter and the non-adaptive procedure by Bogomolov and Heller (2018, Section 3.2) can be shown in a similar fashion, and so, we omit it for brevity. Here, the qualifier ‘‘adaptive’’ refers to adaptiveness to the post-selection weighted proportions of local PC nulls in (3.13) (as opposed to adaptiveness to the covariates \mathbf{X})

Let the number of groups be $K = 2$, the groups be $\mathcal{G}_1 = \{1\}$ and $\mathcal{G}_2 = \{2\}$, and the local replicability levels be $u_{i1} = u_{i2} = 1$ and the local PC weights be $\nu_{i1} = \nu_{i2} = 1$ for each $i \in [m]$. Moreover, let the weighted null proportion estimator $\hat{\pi}_k$ be in the form of (3.18) for each $k \in [2]$ and let the local PC p -values be defined as

$$p_i^{u_{i1}/\mathcal{G}_1} = p_i^{1/\{1\}} = p_{i1} \quad \text{and} \quad p_i^{u_{i2}/\mathcal{G}_2} = p_i^{1/\{2\}} = p_{i2} \quad \text{for each } i \in [m].$$

Using the suggestion in Example 3.2, let the selected features be taken as

$$\mathcal{S}_1 = \{i \in [m] : p_{i2} \leq (w_2 \cdot q) \wedge \lambda_2\} \quad \text{and} \quad \mathcal{S}_2 = \{i \in [m] : p_{i1} \leq (w_1 \cdot q) \wedge \lambda_1\},$$

respectively. Under the aforementioned settings, Algorithm 2 returns the following rejection set:

$$\begin{aligned} \mathcal{R}(\hat{\mathbf{t}}) &= \{i \in \mathcal{S}_1 : p_{i1} \leq \hat{t}_1 \wedge \lambda_1\} \cap \{i \in \mathcal{S}_2 : p_{i2} \leq \hat{t}_2 \wedge \lambda_2\} \\ (A.4) \quad &= \{i \in \mathcal{S}_1 \cap \mathcal{S}_2 : (p_{i1}, p_{i2}) \leq (\hat{t}_1 \wedge \lambda_1, \hat{t}_2 \wedge \lambda_2)\} \end{aligned}$$

where $\hat{\mathbf{t}} = (\hat{t}_1, \hat{t}_2)$ is the optimal vector of thresholds implied by Proposition 3.3. The adaptive procedure by Bogomolov and Heller (2018, Section 4.2), under selected features \mathcal{S}_1 and \mathcal{S}_2 for group 1 and 2 respectively⁵, yields a rejection set of the form:

$$(A.5) \quad \tilde{\mathcal{R}} \equiv \left\{ \ell \in \mathcal{S}_1 \cap \mathcal{S}_2 : (p_{\ell 1}, p_{\ell 2}) \leq \left(\frac{R \cdot w_1 \cdot q}{|\mathcal{S}_1| \cdot \hat{\pi}_1} \wedge \lambda_1, \frac{R \cdot w_2 \cdot q}{|\mathcal{S}_2| \cdot \hat{\pi}_2} \wedge \lambda_2 \right) \right\}$$

where

$$(A.6) \quad R \equiv \max \left\{ r : \sum_{\ell \in \mathcal{S}_1 \cap \mathcal{S}_2} I \left\{ (p_{\ell 1}, p_{\ell 2}) \leq \left(\frac{r \cdot w_1 \cdot q}{|\mathcal{S}_1| \cdot \hat{\pi}_1} \wedge \lambda_1, \frac{r \cdot w_2 \cdot q}{|\mathcal{S}_2| \cdot \hat{\pi}_2} \wedge \lambda_2 \right) \right\} = r \right\}.$$

If R does not exist, then $\tilde{\mathcal{R}}$ is defined to be an empty set. To complete this proof, we will show that $\tilde{\mathcal{R}} = \mathcal{R}(\hat{\mathbf{t}})$ by proving the two inclusions

$$\tilde{\mathcal{R}} \subseteq \mathcal{R}(\hat{\mathbf{t}}) \quad \text{and} \quad \mathcal{R}(\hat{\mathbf{t}}) \subseteq \tilde{\mathcal{R}}.$$

Proof of $\tilde{\mathcal{R}} \subseteq \mathcal{R}(\hat{\mathbf{t}})$: Assume $\tilde{\mathcal{R}}$ is non-empty and let $\tilde{\mathbf{t}} = (\tilde{t}_1, \tilde{t}_2)$ where

$$(A.7) \quad \tilde{t}_1 = \frac{R \cdot w_1 \cdot q}{|\mathcal{S}_1| \cdot \hat{\pi}_1} \quad \text{and} \quad \tilde{t}_2 = \frac{R \cdot w_2 \cdot q}{|\mathcal{S}_2| \cdot \hat{\pi}_2}.$$

It follows from (A.5) and the form of the ParFilter's rejection set given in (A.4) that

$$\tilde{\mathcal{R}} = \{i \in \mathcal{S}_1 \cap \mathcal{S}_2 : (p_{i1}, p_{i2}) \leq (\tilde{t}_1 \wedge \lambda_1, \tilde{t}_2 \wedge \lambda_2)\} = \mathcal{R}(\tilde{\mathbf{t}}).$$

Since $R = |\tilde{\mathcal{R}}|$ by (A.6), it follows from the relationship above and (A.7) that

$$\tilde{t}_1 = \frac{|\mathcal{R}(\tilde{\mathbf{t}})| \cdot w_1 \cdot q}{|\mathcal{S}_1| \cdot \hat{\pi}_1} \quad \text{and} \quad \tilde{t}_2 = \frac{|\mathcal{R}(\tilde{\mathbf{t}})| \cdot w_2 \cdot q}{|\mathcal{S}_2| \cdot \hat{\pi}_2}.$$

The equalities above can be rearranged to yield

$$\widehat{\text{FDP}}_1(\tilde{\mathbf{t}}) \equiv \frac{|\mathcal{S}_1| \cdot \hat{\pi}_1 \cdot \tilde{t}_1}{|\mathcal{R}(\tilde{\mathbf{t}})|} = w_1 \cdot q \quad \text{and} \quad \widehat{\text{FDP}}_2(\tilde{\mathbf{t}}) \equiv \frac{|\mathcal{S}_2| \cdot \hat{\pi}_2 \cdot \tilde{t}_2}{|\mathcal{R}(\tilde{\mathbf{t}})|} = w_2 \cdot q,$$

which implies that $\tilde{\mathbf{t}} \in \mathcal{T}$ by Definition 3.2. Since $\hat{\mathbf{t}}$ is the largest element-wise vector in \mathcal{T} by Proposition 3.3, it must be the case that $\hat{\mathbf{t}} \geq \tilde{\mathbf{t}}$. Hence, it follows from Lemma B.1 and $\hat{\mathbf{t}} \geq \tilde{\mathbf{t}}$ that

$$\tilde{\mathcal{R}} = \mathcal{R}(\tilde{\mathbf{t}}) \subseteq \mathcal{R}(\hat{\mathbf{t}}).$$

□

Proof of $\mathcal{R}(\hat{\mathbf{t}}) \subseteq \tilde{\mathcal{R}}$: Assume $\mathcal{R}(\hat{\mathbf{t}})$ is non-empty. We have that

$$\sum_{i \in \mathcal{S}_1 \cap \mathcal{S}_2} I \left\{ (p_{i1}, p_{i2}) \leq \left(\frac{|\mathcal{R}(\hat{\mathbf{t}})| \cdot w_1 \cdot q}{|\mathcal{S}_1| \cdot \hat{\pi}_1} \wedge \lambda_1, \frac{|\mathcal{R}(\hat{\mathbf{t}})| \cdot w_2 \cdot q}{|\mathcal{S}_2| \cdot \hat{\pi}_2} \wedge \lambda_2 \right) \right\}$$

⁵Bogomolov and Heller (2018) uses \mathcal{S}_2 and \mathcal{S}_1 to denote the selected features for groups 1 and 2, respectively; we reverse their notation to maintain consistency with the convention used throughout this paper.

$$\begin{aligned}
&\stackrel{(a)}{=} \sum_{i \in \mathcal{S}_1 \cap \mathcal{S}_2} I\{(p_{i1}, p_{i2}) \leq (\hat{t}_1 \wedge \lambda_1, \hat{t}_2 \wedge \lambda_2)\} \\
&= |\{i \in \mathcal{S}_1 \cap \mathcal{S}_2 : (p_{i1}, p_{i2}) \leq (\hat{t}_1 \wedge \lambda_1, \hat{t}_2 \wedge \lambda_2)\}| \\
&\stackrel{(b)}{=} |\mathcal{R}(\hat{\mathbf{t}})|
\end{aligned}$$

where (a) is a result of Lemma B.3 and (b) is a result (A.4). By the definition of R in (A.6), it must follow from the display above that

$$(A.8) \quad R \geq |\mathcal{R}(\hat{\mathbf{t}})|.$$

Hence,

$$\begin{aligned}
\mathcal{R}(\hat{\mathbf{t}}) &= \{i \in \mathcal{S}_1 \cap \mathcal{S}_2 : (p_{i1}, p_{i2}) \leq (\hat{t}_1 \wedge \lambda_1, \hat{t}_2 \wedge \lambda_2)\} \\
&\stackrel{(c)}{=} \left\{ i \in \mathcal{S}_1 \cap \mathcal{S}_2 : (p_{i1}, p_{i2}) \leq \left(\frac{|\mathcal{R}(\hat{\mathbf{t}})| \cdot w_1 \cdot q}{|\mathcal{S}_1| \cdot \hat{\pi}_1} \wedge \lambda_1, \frac{|\mathcal{R}(\hat{\mathbf{t}})| \cdot w_2 \cdot q}{|\mathcal{S}_2| \cdot \hat{\pi}_2} \wedge \lambda_2 \right) \right\} \\
&\stackrel{(d)}{\subseteq} \left\{ i \in \mathcal{S}_1 \cap \mathcal{S}_2 : (p_{i1}, p_{i2}) \leq \left(\frac{R \cdot w_1 \cdot q}{|\mathcal{S}_1| \cdot \hat{\pi}_1} \wedge \lambda_1, \frac{R \cdot w_2 \cdot q}{|\mathcal{S}_2| \cdot \hat{\pi}_2} \wedge \lambda_2 \right) \right\} \\
&= \tilde{\mathcal{R}}
\end{aligned}$$

where (c) is a result of Lemma B.3 and (d) is a result of (A.8). Thus, $\mathcal{R}(\hat{\mathbf{t}}) \subseteq \tilde{\mathcal{R}}$. \square

A.5. Proof of Theorem 6.1 (Post hoc FDR control for individual studies). First, note that

$$\mathcal{R}_j(\hat{\tau}_j) \equiv \mathcal{R}(\hat{\mathbf{t}}) \cap \{i \in [m] : p_{ij} \leq \hat{\tau}_j\} \stackrel{(a)}{=} \mathcal{R}(\hat{\mathbf{t}}) \cap \{i \in \mathcal{S}_{k(j)} : p_{ij} \leq \hat{\tau}_j\}$$

where $k(j)$ is the group where study j belongs, and (a) follows from the fact that $\mathcal{R}(\hat{\mathbf{t}}) \subseteq \mathcal{S}_k$ for any group k by (3.7).

$\mathcal{R}_j(\hat{\tau}_j) = \mathcal{R}(\hat{\mathbf{t}}) \cap \{i \in \mathcal{S}_{k(j)} : p_{ij} \leq \hat{\tau}_j\}$ can be interpreted as the output of the Focused BH procedure by Katsevich et al. (2023, Procedure 1) for simultaneously testing

$$H_{ij} \text{ for } i \in \mathcal{S}_{k(j)},$$

where $\hat{\tau}_j$ is equivalent to their equation (6) and $\mathcal{R}(\hat{\mathbf{t}})$ is what they call a *screening function*. By Lemma B.4 in Appendix B, $\mathcal{R}(\hat{\mathbf{t}})$ is a stable screening function according to Theorem 1(ii) of Katsevich et al. (2023) when \mathbf{X} is given. Since conditioning on $\{\mathbf{P}_{\cdot \mathcal{G}_{k(j)}}, \mathbf{X}\}$ fixes $\mathcal{S}_{k(j)}$ by Condition 2, it will hold by Theorem 1 of Katsevich et al. (2023) that

$$\mathbb{E} \left[\frac{\sum_{i \in \mathcal{R}_j(\hat{\tau}_j)} I\{H_{ij} \text{ is true}\}}{|\mathcal{R}_j(\hat{\tau}_j)| \vee 1} \middle| \mathbf{P}_{\cdot \mathcal{G}_{k(j)}}, \mathbf{X} \right] \leq q_j.$$

Taking expectation in the prior display gives that $\text{FDR}_j(\hat{\tau}_j) \leq q_j$.

APPENDIX B. TECHNICAL LEMMAS

B.1. Lemmas regarding properties of the rejection sets. This section states and proves technical lemmas that concern some properties of the rejection sets considered by the ParFilter. These lemmas have been used in a few proofs in Appendix A, and will primarily be used in the proofs in Appendix C. Hereafter, we will occasionally use

$$\mathcal{R}(\mathbf{t}) = \mathcal{R}(\mathbf{t}; \mathbf{P}, \mathbf{X}), \quad \widehat{\text{FDP}}_k(\mathbf{t}) = \widehat{\text{FDP}}_k(\mathbf{t}; \mathbf{P}, \mathbf{X}), \text{ and } \mathcal{T} = \mathcal{T}(\mathbf{P}; \mathbf{X})$$

to emphasize that $\mathcal{R}(\mathbf{t})$ in (3.7), $\widehat{\text{FDP}}_k(\mathbf{t})$ in (3.14) and \mathcal{T} in Definition 3.2 also depend on the base p -values \mathbf{P} and covariates \mathbf{X} .

Lemma B.1 ($\mathcal{R}(\mathbf{t}'') \subseteq \mathcal{R}(\mathbf{t}')$ for $\mathbf{t}' \succcurlyeq \mathbf{t}''$). *Let $\mathbf{t}', \mathbf{t}'' \in [0, \infty)^K$ be vectors that satisfy $\mathbf{t}' \succcurlyeq \mathbf{t}''$. Then $\mathcal{R}(\mathbf{t}'') \subseteq \mathcal{R}(\mathbf{t}')$.*

Proof of Lemma B.1. Write $\mathbf{t}' = (t'_1, \dots, t'_K)$ and $\mathbf{t}'' = (t''_1, \dots, t''_K) \in [0, \infty)^K$. Since $\mathbf{t}' \succcurlyeq \mathbf{t}''$, it follows that

$$\left\{ i \in \mathcal{S}_k : p_i^{u_{ik}/\mathcal{G}_k} \leq \nu_{ik} \cdot t''_k \wedge \lambda_k \right\} \subseteq \left\{ i \in \mathcal{S}_k : p_i^{u_{ik}/\mathcal{G}_k} \leq \nu_{ik} \cdot t'_k \wedge \lambda_k \right\}$$

for each $k \in [K]$. Thus, $cR(\mathbf{t}'') \subset \mathcal{R}(\mathbf{t}')$ from their definitions in (3.7). \square

The following lemma shows that $\mathcal{R}(\hat{\mathbf{t}})$ satisfies a property akin to the *self-consistency* condition described in Blanchard and Roquain (2008, Definition 2.5).

Lemma B.2 (Self-consistency with respect to each group). *Let $\mathcal{R}(\hat{\mathbf{t}})$ be the rejection set output of Algorithm 2, where $\hat{\mathbf{t}}$ is the optimal vector of thresholds in \mathcal{T} from Proposition 3.3. If the selected features \mathcal{S}_k for group k is non-empty, then it holds that*

$$(B.1) \quad I\{i \in \mathcal{R}(\hat{\mathbf{t}})\} \leq I\left\{ p_i^{u_{ik}/\mathcal{G}_k} \leq \frac{\nu_{ik} \cdot (|\mathcal{R}(\hat{\mathbf{t}})| \vee 1) \cdot w_k \cdot q}{(|\mathcal{S}_k| \vee 1) \cdot \hat{\pi}_k} \right\} \quad \text{for any } i \in [m].$$

Proof of Lemma B.2. If $\mathcal{R}(\hat{\mathbf{t}})$ is empty, then $I\{i \in \mathcal{R}(\hat{\mathbf{t}})\} = 0$ and (B.1) trivially holds. Now consider the case where $\mathcal{R}(\hat{\mathbf{t}})$ is non-empty. Since $\hat{\mathbf{t}} \in \mathcal{T}$ by Proposition 3.3 (whose proof in Appendix C.3 only depends on Lemma B.1), it follows by Definition 3.2 that $\widehat{\text{FDP}}_k(\hat{\mathbf{t}}) \leq w_k \cdot q$, which upon rearrangement yields

$$(B.2) \quad \hat{t}_k \leq \frac{|\mathcal{R}(\hat{\mathbf{t}})| \cdot w_k \cdot q}{|\mathcal{S}_k| \cdot \hat{\pi}_k}.$$

Since $\mathcal{R}(\hat{\mathbf{t}}) \subseteq \{\ell \in \mathcal{S}_k : p_\ell^{u_{\ell k}/\mathcal{G}_k} \leq \nu_{\ell k} \cdot \hat{t}_k\}$ by (3.7), it follows from (B.2) that

$$i \in \mathcal{R}(\hat{\mathbf{t}}) \quad \text{implies} \quad p_i^{u_{ik}/\mathcal{G}_k} \leq \nu_{ik} \cdot \frac{|\mathcal{R}(\hat{\mathbf{t}})| \cdot w_k \cdot q}{|\mathcal{S}_k| \cdot \hat{\pi}_k},$$

and the proof is finished, as $|\mathcal{R}(\hat{\mathbf{t}})| = |\mathcal{R}(\hat{\mathbf{t}})| \vee 1$ and $|\mathcal{S}_k| = |\mathcal{S}_k| \vee 1$ when $\mathcal{R}(\hat{\mathbf{t}})$ is non-empty. \square

Lemma B.3 ($\hat{\mathbf{t}}$ as a function of $\mathcal{R}(\hat{\mathbf{t}})$). *Let $\mathcal{R}(\hat{\mathbf{t}})$ be the output of Algorithm 2 where $\hat{\mathbf{t}} \in \mathcal{T}$ is the optimal vector of thresholds from Proposition 3.3. If $\mathcal{R}(\hat{\mathbf{t}})$ is non-empty, then*

$$\hat{\mathbf{t}} = (\hat{t}_1, \dots, \hat{t}_K) = \left(\frac{|\mathcal{R}(\hat{\mathbf{t}})| \cdot w_1 \cdot q}{|\mathcal{S}_1| \cdot \hat{\pi}_1}, \dots, \frac{|\mathcal{R}(\hat{\mathbf{t}})| \cdot w_K \cdot q}{|\mathcal{S}_K| \cdot \hat{\pi}_K} \right).$$

Proof of Lemma B.3. Since $\hat{\mathbf{t}} \in \mathcal{T}$ by Proposition 3.3, we have by Definition 3.2 that

$$(B.3) \quad \left(\widehat{\text{FDP}}_1(\hat{\mathbf{t}}), \dots, \widehat{\text{FDP}}_K(\hat{\mathbf{t}}) \right) \preceq (w_1 \cdot q, \dots, w_K \cdot q).$$

Using the definition for $\widehat{\text{FDP}}_k$ in (3.14), rearranging the above relationship when $\mathcal{R}(\hat{\mathbf{t}})$ is non-empty yields

$$(B.4) \quad \underbrace{\left(\frac{|\mathcal{R}(\hat{\mathbf{t}})| \cdot w_1 \cdot q}{|\mathcal{S}_1| \cdot \hat{\pi}_1}, \dots, \frac{|\mathcal{R}(\hat{\mathbf{t}})| \cdot w_K \cdot q}{|\mathcal{S}_K| \cdot \hat{\pi}_K} \right)}_{\equiv \hat{\mathbf{t}}^*} \succcurlyeq (\hat{t}_1, \dots, \hat{t}_K) = \hat{\mathbf{t}}.$$

Note that if $\mathcal{R}(\hat{\mathbf{t}})$ is non-empty, then \mathcal{S}_k must also be non-empty (i.e., $|\mathcal{S}_k| > 0$) for each $k \in [K]$. From the inequality in (B.4), we have by Lemma B.1 that

$$(B.5) \quad \mathcal{R}(\hat{\mathbf{t}}) \subseteq \mathcal{R}(\hat{\mathbf{t}}^*).$$

Moreover,

$$\begin{aligned} \widehat{\text{FDP}}_k(\hat{\mathbf{t}}^*) &= \frac{|\mathcal{S}_k| \cdot \hat{\pi}_k \cdot \left(\frac{|\mathcal{R}(\hat{\mathbf{t}})| \cdot w_k \cdot q}{|\mathcal{S}_k| \cdot \hat{\pi}_k} \right)}{|\mathcal{R}(\hat{\mathbf{t}}^*)| \vee 1} \\ &= \frac{|\mathcal{R}(\hat{\mathbf{t}})| \cdot w_k \cdot q}{|\mathcal{R}(\hat{\mathbf{t}}^*)| \vee 1} \\ &\stackrel{(a)}{\leq} \frac{|\mathcal{R}(\hat{\mathbf{t}})| \cdot w_k \cdot q}{|\mathcal{R}(\hat{\mathbf{t}})| \vee 1} \\ &\leq w_k \cdot q \quad \text{for all } k \in [K] \end{aligned}$$

where (a) is a result of (B.5). Hence, it follows from the display above and Definition 3.2 that

$$(B.6) \quad \hat{\mathbf{t}}^* \in \mathcal{T}.$$

Since $\hat{\mathbf{t}}$ is the largest element-wise vector in \mathcal{T} (Proposition 3.3), it follows from (B.4) and (B.6) that $\hat{\mathbf{t}}^* = \hat{\mathbf{t}}$, thereby completing the proof. \square

Lemma B.4 (Stability of $\mathcal{R}(\hat{\mathbf{t}})$). *Consider an implementation of the ParFilter (Algorithm 2) where*

- $f_{\mathcal{S}_k}$ ensures that \mathcal{S}_k stable for each $k \in [K]$, i.e., Condition 3 is met;
- f_{ν_k} ensures that ν_k a function of $\mathbf{P}_{(-\mathcal{S}_k)\mathcal{G}_k}$, \mathbf{X} , and \mathcal{S}_k only for each $k \in [K]$, i.e., Condition 4(a) is met;
- $f_{\hat{\pi}_k}$ ensures that $\hat{\pi}_k$ is either one or in the form of (3.18) for each $k \in [K]$.

Then the rejection set $\mathcal{R}(\hat{\mathbf{t}})$ outputted by the ParFilter is stable, i.e. for any $i \in \mathcal{R}(\hat{\mathbf{t}})$,

$$\text{fixing } \mathbf{P}_{(-i)} \text{ and } \mathbf{X}, \text{ and changing } \mathbf{P}_i \text{ so that } i \in \mathcal{R}(\hat{\mathbf{t}}) \text{ still holds}$$

will not change the set $\mathcal{R}(\hat{\mathbf{t}})$.

Proof of Lemma B.4. The following proof shares arguments similar the proof of Katsevich et al. (2023, Theorem 1(ii)). Suppose \mathbf{P}' and \mathbf{P}'' are two $m \times n$ matrices of base p -values. For each $k \in [K]$, let

$$(B.7) \quad p_\ell^{u_{\ell k}/\mathcal{G}_k} = f_{\ell k}(\mathbf{P}'_{\ell \mathcal{G}_k}; u_{\ell k}) \quad \text{and} \quad p_\ell''^{u_{\ell k}/\mathcal{G}_k} = f_{\ell k}(\mathbf{P}''_{\ell \mathcal{G}_k}; u_{\ell k}) \text{ for each feature } \ell \in [m],$$

$$\mathcal{S}'_k = f_{\mathcal{S}_k}(\mathbf{P}'; \mathbf{X}) \quad \text{and} \quad \mathcal{S}''_k = f_{\mathcal{S}_k}(\mathbf{P}''; \mathbf{X}),$$

$$(B.8) \quad \nu'_k = (\nu'_{1k}, \dots, \nu'_{mk}) = f_{\nu_k}(\mathbf{P}'; \mathbf{X}) \quad \text{and} \quad \nu''_k = (\nu''_{1k}, \dots, \nu''_{mk}) = f_{\nu_k}(\mathbf{P}''; \mathbf{X}),$$

as well as

$$(B.9) \quad \hat{\pi}'_k = f_{\hat{\pi}_k}(\mathbf{P}'; \mathbf{X}, \lambda_k) \quad \text{and} \quad \hat{\pi}''_k = f_{\hat{\pi}_k}(\mathbf{P}''; \mathbf{X}, \lambda_k)$$

denote the local PC p -values, selected features, local PC weights and weighted null proportion estimators for group k constructed from \mathbf{P}' and \mathbf{P}'' respectively, with other arguments such as \mathbf{X} and λ_k being the same. Let

$$\hat{\mathbf{t}}' = (\hat{t}'_1, \dots, \hat{t}'_K) \quad \text{and} \quad \hat{\mathbf{t}}'' = (\hat{t}''_1, \dots, \hat{t}''_K)$$

be the optimal thresholds implied by Proposition 3.3 in

$$\mathcal{T}(\mathbf{P}'; \mathbf{X}) \quad \text{and} \quad \mathcal{T}(\mathbf{P}''; \mathbf{X})$$

respectively. By Proposition 3.3, we have that

$$(B.10) \quad \widehat{\text{FDP}}_k(\hat{\mathbf{t}}'; \mathbf{P}', \mathbf{X}) = \frac{|\mathcal{S}'_k| \cdot \hat{\pi}'_k \cdot \hat{t}'_k}{|\mathcal{R}(\hat{\mathbf{t}}'; \mathbf{P}', \mathbf{X})| \vee 1} \leq w_k \cdot q \quad \text{and}$$

$$(B.11) \quad \widehat{\text{FDP}}_k(\hat{\mathbf{t}}''; \mathbf{P}'', \mathbf{X}) = \frac{|\mathcal{S}''_k| \cdot \hat{\pi}''_k \cdot \hat{t}''_k}{|\mathcal{R}(\hat{\mathbf{t}}''; \mathbf{P}'', \mathbf{X})| \vee 1} \leq w_k \cdot q$$

for each group $k \in [K]$.

We will *assume* that

$$(B.12) \quad \mathbf{P}'_{(-i)} = \mathbf{P}''_{(-i)}, \quad \text{and} \quad i \in \mathcal{R}(\hat{\mathbf{t}}'; \mathbf{P}', \mathbf{X}) \cap \mathcal{R}(\hat{\mathbf{t}}''; \mathbf{P}'', \mathbf{X}) \text{ for a given } i \in [m],$$

i.e. the matrices \mathbf{P}' and \mathbf{P}'' only possibly differ in the i -th row in such a way that feature i is still in both of the ParFilter rejection sets based on $(\mathbf{P}', \mathbf{X})$ and $(\mathbf{P}'', \mathbf{X})$. To finish the proof, it suffices to show under the assumption in (B.12) that

$$(B.13) \quad \mathcal{R}(\hat{\mathbf{t}}'; \mathbf{P}', \mathbf{X}) = \mathcal{R}(\hat{\mathbf{t}}''; \mathbf{P}'', \mathbf{X}).$$

Since $f_{\mathcal{S}_k}$ is a stable selection rule and

$$(B.14) \quad \mathcal{R}(\hat{\mathbf{t}}'; \mathbf{P}', \mathbf{X}) \subseteq \mathcal{S}'_k \text{ and } \mathcal{R}(\hat{\mathbf{t}}''; \mathbf{P}'', \mathbf{X}) \subseteq \mathcal{S}''_k \text{ for each } k \in [K],$$

it follows from the assumption in (B.12) that

$$(B.15) \quad \mathcal{S}'_k = \mathcal{S}''_k \text{ for each } k \in [K].$$

A consequence of (B.12), (B.14), and (B.15) is that

$$(B.16) \quad \mathbf{P}'_{(-\mathcal{S}'_k)\mathcal{G}_k} = \mathbf{P}''_{(-\mathcal{S}''_k)\mathcal{G}_k} \text{ for each } k \in [K].$$

By Condition 4(a), we have by (B.8), (B.15), and (B.16) that

$$(B.17) \quad \nu'_k = \nu''_k \text{ for each } k \in [K].$$

By the definition of $\mathcal{R}(\mathbf{t})$ in (3.7), we have by (B.12) that

$$(B.18) \quad i \in \left\{ \ell \in \mathcal{S}'_k : p'^{u_{\ell k}/\mathcal{G}_k}_{\ell} \leq (\nu'_{\ell k} \cdot \hat{t}'_k) \wedge \lambda_k \right\} \cap \left\{ \ell \in \mathcal{S}''_k : p''^{u_{\ell k}/\mathcal{G}_k}_{\ell} \leq (\nu''_{\ell k} \cdot \hat{t}''_k) \wedge \lambda_k \right\} \text{ for each } k \in [K].$$

Since \mathbf{P}' and \mathbf{P}'' only possibly differ in the i -th row, it must follow from (B.7) that

$$(B.19) \quad p'^{u_{\ell k}/\mathcal{G}_k}_{\ell} = p''^{u_{\ell k}/\mathcal{G}_k}_{\ell} \text{ for all } \ell \in [m] \setminus \{i\} \text{ and } k \in [K].$$

Together, (B.15), (B.17), (B.18), and (B.19) imply that

$$(B.20) \quad \left\{ \ell \in \mathcal{S}'_k : p'^{u_{\ell k}/\mathcal{G}_k}_{\ell} \leq (\nu'_{\ell k} \cdot \hat{t}_k^{\max}) \wedge \lambda_k \right\} = \left\{ \ell \in \mathcal{S}''_k : p''^{u_{\ell k}/\mathcal{G}_k}_{\ell} \leq (\nu''_{\ell k} \cdot \hat{t}_k^{\max}) \wedge \lambda_k \right\} \text{ for each } k \in [K],$$

where

$$(B.21) \quad \hat{t}_k^{\max} = \hat{t}'_k \vee \hat{t}''_k.$$

It follows from (B.20) and the definition of $\mathcal{R}(\mathbf{t})$ in (3.7) that

$$(B.22) \quad \mathcal{R}(\hat{\mathbf{t}}^{\max}; \mathbf{P}', \mathbf{X}) = \mathcal{R}(\hat{\mathbf{t}}^{\max}; \mathbf{P}'', \mathbf{X}) \text{ where } \hat{\mathbf{t}}^{\max} \equiv (\hat{t}_1^{\max}, \dots, \hat{t}_K^{\max}).$$

Thus, to finish proving (B.13), it is enough to show that

$$(B.23) \quad \hat{\mathbf{t}}^{\max} = \hat{\mathbf{t}}' \text{ and } \hat{\mathbf{t}}^{\max} = \hat{\mathbf{t}}''.$$

We will now proceed to show that

$$(B.24) \quad \hat{\pi}'_k = \hat{\pi}''_k \text{ for each } k \in [K],$$

which holds trivially when each $f_{\hat{\pi}_k}$ outputs 1 regardless of its inputs. Therefore, we will focus on establishing (B.24) in the case where each $f_{\hat{\pi}_k}$ takes the form given in (3.18). Assumption (B.12), together with the definition of $\mathcal{R}(\mathbf{t})$ in (3.7), implies that

$$(B.25) \quad i \notin \left\{ \ell \in \mathcal{S}'_k : p_{\ell}^{u_{\ell k}/\mathcal{G}_k} > \lambda_k \right\} \cup \left\{ \ell \in \mathcal{S}''_k : p_{\ell}^{u_{\ell k}/\mathcal{G}_k} > \lambda_k \right\} \text{ for each } k \in [K].$$

It follows from (B.9), (B.15), (B.17), (B.19), (B.25), and the form of (3.18) that

$$\begin{aligned} \hat{\pi}'_k &= \frac{\max_{\ell \in \mathcal{S}'_k} \nu'_{\ell k} + \sum_{\ell \in \mathcal{S}'_k \setminus \{i\}} \nu'_{\ell k} \cdot I \left\{ p_{\ell}^{u_{\ell k}/\mathcal{G}_k} > \lambda_k \right\}}{(1 - \lambda_k) \cdot |\mathcal{S}'_k|} \\ &= \frac{\max_{\ell \in \mathcal{S}''_k} \nu''_{\ell k} + \sum_{\ell \in \mathcal{S}''_k \setminus \{i\}} \nu''_{\ell k} \cdot I \left\{ p_{\ell}^{u_{\ell k}/\mathcal{G}_k} > \lambda_k \right\}}{(1 - \lambda_k) \cdot |\mathcal{S}''_k|} = \hat{\pi}''_k \end{aligned}$$

for each $k \in [K]$. Thus, (B.24) holds if each $f_{\hat{\pi}_k}$ is taken in the form of (3.18).

Note that, for each $k \in [K]$,

$$(B.26) \quad \widehat{\text{FDP}}_k(\hat{\mathbf{t}}^{\max}; \mathbf{P}', \mathbf{X}) = \frac{|\mathcal{S}'_k| \cdot \hat{\pi}'_k \cdot \hat{t}_k^{\max}}{|\mathcal{R}(\hat{\mathbf{t}}^{\max}; \mathbf{P}', \mathbf{X})| \vee 1}.$$

Then, consider the following two exhaustive cases in light of the definition of \hat{t}_k^{\max} in (B.21):

- Case 1: $\hat{t}_k^{\max} = \hat{t}'_k$. From (B.26), we have that

$$\begin{aligned} \widehat{\text{FDP}}_k(\hat{\mathbf{t}}^{\max}; \mathbf{P}', \mathbf{X}) &= \frac{|\mathcal{S}'_k| \cdot \hat{\pi}'_k \cdot \hat{t}'_k}{|\mathcal{R}(\hat{\mathbf{t}}^{\max}; \mathbf{P}', \mathbf{X})| \vee 1} \\ &\stackrel{(a)}{\leq} \frac{|\mathcal{S}'_k| \cdot \hat{\pi}'_k \cdot \hat{t}'_k}{|\mathcal{R}(\hat{\mathbf{t}}'; \mathbf{P}', \mathbf{X})| \vee 1} \\ &= \widehat{\text{FDP}}_k(\hat{\mathbf{t}}'; \mathbf{P}', \mathbf{X}) \\ &\stackrel{(b)}{\leq} w_k \cdot q \end{aligned}$$

where (a) is a result of Lemma B.1 since $\hat{\mathbf{t}}^{\max} \geq \hat{\mathbf{t}}'$, and (b) is a result of (B.10).

- Case 2: $\hat{t}_k^{\max} = \hat{t}''_k$. From (B.26), we have that

$$\begin{aligned} \widehat{\text{FDP}}_k(\hat{\mathbf{t}}^{\max}; \mathbf{P}', \mathbf{X}) &\stackrel{(c)}{=} \frac{|\mathcal{S}''_k| \cdot \hat{\pi}''_k \cdot \hat{t}''_k}{|\mathcal{R}(\hat{\mathbf{t}}^{\max}; \mathbf{P}'', \mathbf{X})| \vee 1} \\ &\stackrel{(d)}{\leq} \frac{|\mathcal{S}''_k| \cdot \hat{\pi}''_k \cdot \hat{t}''_k}{|\mathcal{R}(\hat{\mathbf{t}}''; \mathbf{P}'', \mathbf{X})| \vee 1} \\ &= \widehat{\text{FDP}}_k(\hat{\mathbf{t}}''; \mathbf{P}'', \mathbf{X}) \\ &\stackrel{(e)}{\leq} w_k \cdot q \end{aligned}$$

where (c) is a result of (B.15), (B.22), and (B.24), (d) is a result of Lemma B.1 since $\hat{\mathbf{t}}^{\max} \geq \hat{\mathbf{t}}''$, and (e) is a result of (B.11).

Since we have proven $\widehat{\text{FDP}}_k(\hat{\mathbf{t}}^{\max}; \mathbf{P}', \mathbf{X}) \leq w_k \cdot q$ for all $k \in [K]$, it follows by Definition 3.2 that

$$(B.27) \quad \hat{\mathbf{t}}^{\max} \in \mathcal{T}(\mathbf{P}'; \mathbf{X}).$$

Furthermore, since $\hat{\mathbf{t}}'$ is the largest element-wise vector in $\mathcal{T}(\mathbf{P}'; \mathbf{X})$ (Proposition 3.3) and $\hat{\mathbf{t}}^{\max} \geq \hat{\mathbf{t}}'$ is true by construction, it must follow from (B.27) that $\hat{\mathbf{t}}^{\max} = \hat{\mathbf{t}}'$. A completely analogous proof will also yield $\hat{\mathbf{t}}^{\max} = \hat{\mathbf{t}}''$. Hence, (B.23) is proved. \square

B.2. Additional lemmas on conditional validity. The additional lemmas below concerning the conditional validity of $p_i^{u_{ik}/\mathcal{G}_k}$ play key roles in the proofs of Theorems 3.5 and 3.6 in Appendix C.

Lemma B.5 (Additional conditional validity of $p_i^{u_{ik}/\mathcal{G}_k}$ under arbitrary dependence). *Suppose Assumption 1 holds. Furthermore, suppose for any given feature i and group k , the local PC p-value $p_i^{u_{ik}/\mathcal{G}_k}$ is valid conditional on \mathbf{X} , and the selection set \mathcal{S}_k depends only on $\mathbf{P}_{\cdot(-\mathcal{G}_k)}$ and \mathbf{X} (i.e., Conditions 1 and 2 are met). Then, for all $t \in [0, 1]$,*

$$\Pr(p_i^{u_{ik}/\mathcal{G}_k} \leq t | i \in \mathcal{S}_k, \mathbf{P}_{\cdot(-\mathcal{G}_k)}, \mathbf{X}) \leq t \text{ if } H_i^{u_{ik}/\mathcal{G}_k} \text{ is true.}$$

Proof of Lemma B.5. Under Assumption 1 and Condition 2, it is obvious that

$$(B.28) \quad \mathbf{P}_{i\mathcal{G}_k} \text{ and } \{i \in \mathcal{S}_k, \mathbf{P}_{\cdot(-\mathcal{G}_k)}\} \text{ are independent conditional on } \mathbf{X}.$$

The lemma then holds by the definition of $p_i^{u_{ik}/\mathcal{G}_k}$ as a function of $\mathbf{P}_{i\mathcal{G}_k}$ in (3.4), the conditional independence stated in (B.28), and Conditions 1. \square

Lemma B.6 (Additional conditionally validity of $p_i^{u_{ik}/\mathcal{G}_k}$ under independence). *Suppose Assumption 1 holds, and the base p-values in $\mathbf{P}_{\cdot j} = (p_{1j}, p_{2j}, \dots, p_{mj})$ are independent conditional on \mathbf{X} for each study $j \in [n]$. Furthermore, suppose for any given feature i and group k , the local PC p-value $p_i^{u_{ik}/\mathcal{G}_k}$ is valid conditional on \mathbf{X} , and the selection set \mathcal{S}_k depends only on $\mathbf{P}_{\cdot(-\mathcal{G}_k)}$ and \mathbf{X} (i.e., Conditions 1 and 2 are met). Then, for all $t \in [0, 1]$,*

- (i) $\Pr(p_i^{u_{ik}/\mathcal{G}_k} \leq t | i \in \mathcal{S}_k, \mathbf{P}_{\cdot(-\mathcal{G}_k)}, \mathbf{P}_{(-\mathcal{S}_k)\mathcal{G}_k}, \mathbf{X}) \leq t \text{ if } H_i^{u_{ik}/\mathcal{G}_k} \text{ is true;}$
- (ii) $\Pr(p_i^{u_{ik}/\mathcal{G}_k} \leq t | i \in \mathcal{S}_k, \mathbf{P}_{(-i)\cdot}, \mathbf{P}_{i(-\mathcal{G}_k)}, \mathbf{X}) \leq t \text{ if } H_i^{u_{ik}/\mathcal{G}_k} \text{ is true.}$

Proof of Lemma B.6. Under Assumption 1 and the fact that \mathcal{S}_k depends only on $\mathbf{P}_{\cdot(-\mathcal{G}_k)}$ and \mathbf{X} (Condition 2), we know that

$$\mathbf{P}_{\cdot\mathcal{G}_k} \text{ and } \{i \in \mathcal{S}_k, \mathbf{P}_{\cdot(-\mathcal{G}_k)}\} \text{ are independent conditional on } \mathbf{X},$$

which, under the mutual independence of $p_{1j}, p_{2j}, \dots, p_{mj}$ conditional on \mathbf{X} for each j , further implies that

$$\mathbf{P}_{1\mathcal{G}_k}, \dots, \mathbf{P}_{m\mathcal{G}_k} \text{ are mutually independent conditional on } \{i \in \mathcal{S}_k, \mathbf{P}_{\cdot(-\mathcal{G}_k)}, \mathbf{X}\}.$$

In particular, the last statement implies

$$(B.29) \quad \mathbf{P}_{i\mathcal{G}_k} \text{ and } \mathbf{P}_{(-\mathcal{S}_k)\mathcal{G}_k} \text{ are independent conditional on } \{i \in \mathcal{S}_k, \mathbf{P}_{\cdot(-\mathcal{G}_k)}, \mathbf{X}\}$$

and

$$(B.30) \quad \mathbf{P}_{i\mathcal{G}_k} \text{ and } \mathbf{P}_{(-i)\mathcal{G}_k} \text{ are independent conditional on } \{i \in \mathcal{S}_k, \mathbf{P}_{\cdot(-\mathcal{G}_k)}, \mathbf{X}\}.$$

Then, Condition 1 and (B.29) together give Lemma B.6(i), and Condition 1 and (B.30) together give Lemma B.6(ii) since $\mathbf{P}_{(-i)\mathcal{G}_k} \cup \mathbf{P}_{\cdot(-\mathcal{G}_k)} = \mathbf{P}_{(-i)\cdot} \cup \mathbf{P}_{i(-\mathcal{G}_k)}$. \square

B.3. Additional lemmas from the literature. We state two useful lemmas from the existing literature, with notations adapted to our present context for the reader's convenience.

Lemma B.7 (Equation (5.4) of Ramdas et al. (2019)). *Let $S \in \mathbb{N}$ be a fixed natural number, $\lambda \in (0, 1)$ be a fixed tuning parameter, $\boldsymbol{\nu} = (\nu_1, \dots, \nu_S) \in [0, \infty)^S$ be fixed non-negative weights where $\sum_{\ell \in [S]} \nu_\ell = S$, and $\mathcal{H}_0 \subseteq [S]$ be a fixed subset of $[S]$. Let $\mathbf{p} = (p_1, \dots, p_S)$ be a vector of independent p -values where $\Pr(p_\ell \leq t) \leq t$ for all $t \in [0, 1]$ if $\ell \in \mathcal{H}_0$. Then*

$$\mathbb{E} \left[\frac{(1 - \lambda) \cdot S}{\nu_{\max} + \sum_{\ell \in [S] \setminus \{i\}} \nu_\ell \cdot I\{p_\ell > \lambda\}} \right] \leq \frac{S}{\sum_{\ell \in \mathcal{H}_0} \nu_\ell}$$

for any $i \in \mathcal{H}_0$ where $\nu_{\max} = \max_{\ell \in [S]} \nu_\ell$.

Proof of Lemma B.7. For a vector of constants $(a_1, \dots, a_d) \in [0, 1]^d$ where $d \in \mathbb{N}$, and Bernoulli variables $b_1, \dots, b_d \stackrel{\text{iid}}{\sim} \text{Bernoulli}(1 - \lambda)$, the inequality

$$(B.31) \quad \mathbb{E} \left[\frac{1}{1 + \sum_{i=1}^d a_i \cdot b_i} \right] \leq \frac{1}{(1 - \lambda) \cdot (1 + \sum_{i=1}^d a_i)}$$

holds by Lemma 3 of Ramdas et al. (2019, p.2805) where the right-hand-side is increasing in λ . Since $\Pr(p_\ell > \lambda) > 1 - \lambda$ if $\ell \in \mathcal{H}_0$, we have that

$$\begin{aligned} \mathbb{E} \left[\frac{(1 - \lambda) \cdot S}{\nu_{\max} + \sum_{\ell \in [S] \setminus \{i\}} \nu_\ell \cdot I\{p_\ell > \lambda\}} \right] &= \mathbb{E} \left[\frac{(1 - \lambda) \cdot \frac{S}{\nu_{\max}}}{1 + \sum_{\ell \in [S] \setminus \{i\}} \frac{\nu_\ell}{\nu_{\max}} \cdot I\{p_\ell > \lambda\}} \right] \\ &\leq \mathbb{E} \left[\frac{(1 - \lambda) \cdot \frac{S}{\nu_{\max}}}{1 + \sum_{\ell \in \mathcal{H}_0 \setminus \{i\}} \frac{\nu_\ell}{\nu_{\max}} \cdot I\{p_\ell > \lambda\}} \right] \\ &\stackrel{(a)}{\leq} \frac{(1 - \lambda) \cdot \frac{S}{\nu_{\max}}}{(1 - \lambda) \cdot (1 + \sum_{\ell \in \mathcal{H}_0 \setminus \{i\}} \frac{\nu_\ell}{\nu_{\max}})} \\ &\leq \frac{S}{\nu_{\max} + \sum_{\ell \in \mathcal{H}_0 \setminus \{i\}} \nu_\ell} \\ &\leq \frac{S}{\sum_{\ell \in \mathcal{H}_0} \nu_\ell}. \end{aligned}$$

where (a) is a result of (B.31). □

Lemma B.7 is similar to Blanchard and Roquain (2009, Corollary 13) when applied to what they call “modified Storey’s estimator”; see Blanchard and Roquain (2009, p.2849) for further details.

Lemma B.8 (Proposition 3.7 of Blanchard and Roquain (2008)). *Let $S \in \mathbb{N}$ be a fixed natural number, $c \geq 0$ be a non-negative constant, $\mathcal{H}_0 \subseteq [S]$ be a fixed subset of $[S]$, and $V \in [0, \infty)$ be an arbitrary non-negative random variable. Let $\mathbf{p} = (p_1, \dots, p_S)$ be a vector of arbitrarily dependent p -values where $\Pr(p_\ell \leq t) \leq t$ for all $t \in [0, 1]$ if $\ell \in \mathcal{H}_0$. Then, for a given $i \in \mathcal{H}_0$,*

$$\mathbb{E} \left[\frac{I\{p_i \leq c \cdot (\sum_{\ell \in [S]} \frac{1}{\ell})^{-1} \cdot V\}}{V} \right] \leq c \text{ for all } c \geq 0.$$

The original Blanchard and Roquain (2008, Proposition 3.7) involves a “shape” function $\beta(V)$ (defined in their equation (6)). In Lemma B.8, we restated their proposition with the shape function

$$\beta(V) = \left(\sum_{i \in [S]} \frac{1}{i} \right)^{-1} \cdot V,$$

which is justified as a valid shape function in Section 4.2.1 of Blanchard and Roquain (2008). We also note that Lemma B.8 is similar to Lemma 1(c) of Ramdas et al. (2019).

APPENDIX C. PROOFS FOR SECTION 3

This appendix contains the proof for all the theoretical results in Section 3.

C.1. Proof of Lemma 3.1 (FDR_k control \Rightarrow FDR_{rep} control). It suffices to show that

$$(C.1) \quad \mathcal{H}^{u/[n]} \subseteq \bigcup_{k \in [K]} \mathcal{H}_k,$$

i.e. any feature in $\mathcal{H}^{u/[n]}$ must be in at least one of the sets $\mathcal{H}_1, \dots, \mathcal{H}_K$. If (C.1) can be proven as true, then it must be that

$$\text{FDR}_{\text{rep}}(\hat{\mathcal{R}}) \equiv \mathbb{E} \left[\frac{\sum_{i \in \mathcal{H}^{u/[n]}} I\{i \in \hat{\mathcal{R}}\}}{1 \vee \sum_{i \in [m]} I\{i \in \hat{\mathcal{R}}\}} \right] \leq \sum_{k \in [K]} \mathbb{E} \left[\frac{\sum_{i \in \mathcal{H}_k} I\{i \in \hat{\mathcal{R}}\}}{1 \vee \sum_{i \in [m]} I\{i \in \hat{\mathcal{R}}\}} \right] = \sum_{k \in [K]} \text{FDR}_k(\hat{\mathcal{R}}).$$

As such, if $\text{FDR}_k(\hat{\mathcal{R}}) \leq w_k \cdot q$ for each $k \in [K]$, having $\sum_{k=1}^K w_k = 1$ implies $\text{FDR}_{\text{rep}}(\hat{\mathcal{R}}) \leq q$.

To show (C.1), suppose towards a contradiction, there exists a feature $i_1 \in \mathcal{H}^{u/[n]}$ such that $i_1 \notin \mathcal{H}_k$ for all $k \in [K]$. One can then write

$$|\{j \in [n] : \mu_{i_1 j} \notin \mathcal{A}_{i_1}\}| \stackrel{(a)}{=} \sum_{k \in [K]} |\{j \in \mathcal{G}_k : \mu_{i_1 j} \notin \mathcal{A}_{i_1}\}| \stackrel{(b)}{\geq} \sum_{k \in [K]} u_{i_1 k} = u$$

where (a) is a result of $\mathcal{G}_1, \dots, \mathcal{G}_K$ forming a partition of $[n]$, and (b) is true because

$$|\{j \in \mathcal{G}_k : \mu_{i_1 j} \notin \mathcal{A}_{i_1}\}| \geq u_{i_1 k},$$

a direct consequence of the assumption that $i_1 \notin \mathcal{H}_k$ for all $k \in [K]$. However, $|\{j \in [n] : \mu_{i_1 j} \notin \mathcal{A}_{i_1}\}| \geq u$ means that $i_1 \notin \mathcal{H}^{u/[n]}$, a contradiction.

C.2. Proof of Lemma 3.2 (Validity of local GBHPC p -values conditional on \mathbf{X}). Assumptions 2 and 3 together imply that for any $(i, j) \in [m] \times [n]$,

$$(C.2) \quad \Pr(p_{ij} \leq t \mid \mathbf{X}) \leq t \quad \text{for all } t \in [0, 1] \text{ when } H_{ij} \text{ is true.}$$

Since (C.2) and that p_{i1}, \dots, p_{in} are independent conditional on \mathbf{X} (Assumption 1), for any $\mathcal{J} \subset [\mathcal{G}_k]$ and the restricted global null hypothesis $H_i^{1/\mathcal{J}} : \mu_{ij} \in \mathcal{A}_i$ for all $j \in \mathcal{J}$, any one of the four mentioned combining functions can produce a valid $f(\mathbf{P}_{i\mathcal{J}})$ with the property that

$$(C.3) \quad \Pr(f_{i,\mathcal{J}}(\mathbf{P}_{i\mathcal{J}}) \leq t \mid \mathbf{X}) \leq t \text{ for all } t \in [0, 1] \text{ whenever } H_i^{1/\mathcal{J}} \text{ is true.}$$

In particular, (C.3) holds for each $\mathcal{J} \subseteq \mathcal{G}_k$ such that $|\mathcal{J}| = |\mathcal{G}_k| - u_{ik} + 1$, and by Proposition 1 of Wang and Owen (2019) (as well as its proof), the local GBHPC p -value defined in (3.8) is conditionally valid conditional on \mathbf{X} .

C.3. Proof of Proposition 3.3 (Existence of an optimal vector $\hat{\mathbf{t}}$ in \mathcal{T}). The fact that $t_k \leq \hat{t}_k$ for all $k \in [K]$ and any $\mathbf{t} = (t_1, \dots, t_K) \in \mathcal{T}$ simply comes from the definition of \hat{t}_k in (3.16). So we only have to show $\hat{\mathbf{t}} \in \mathcal{T}$. Note that \mathcal{T} is non-empty because $\mathbf{0}_K$ must be one of its elements.

We first make the following claim, whose proof will be deferred to the end of this subsection.

Claim 1 (\hat{t}_k is achieved in \mathcal{T}). For any given $k \in [K]$, there must exist $K-1$ non-negative thresholds $t_1^{(k)}, \dots, t_{k-1}^{(k)}, t_{k+1}^{(k)}, \dots, t_K^{(k)}$ such that $\mathbf{t}^{(k)} \equiv (t_1^{(k)}, \dots, t_{k-1}^{(k)}, \hat{t}_k, t_{k+1}^{(k)}, \dots, t_K^{(k)}) \in \mathcal{T}$, where \hat{t}_k is defined according to (3.16).

For each $k \in [K]$, let $\mathbf{t}^{(k)}$ be as suggested by Claim 1. It follows from the definition of $\hat{\mathbf{t}}$ via (3.16) that

$$(C.4) \quad \mathbf{t}^{(k)} \preceq \hat{\mathbf{t}} \equiv (\hat{t}_1, \dots, \hat{t}_K).$$

Thus, for each $k \in [K]$, we have that

$$(C.5) \quad w_k \cdot q \stackrel{(a)}{\geq} \widehat{\text{FDP}}_k(\mathbf{t}^{(k)}) = \frac{|\mathcal{S}_k| \cdot \hat{\pi}_k \cdot \hat{t}_k}{|\mathcal{R}(\mathbf{t}^{(k)})| \vee 1} \stackrel{(b)}{\geq} \frac{|\mathcal{S}_k| \cdot \hat{\pi}_k \cdot \hat{t}_k}{|\mathcal{R}(\hat{\mathbf{t}})| \vee 1} = \widehat{\text{FDP}}_k(\hat{\mathbf{t}})$$

where (a) is a result of $\mathbf{t}^{(k)} \in \mathcal{T}$, and (b) is a result of Lemma B.1 and (C.4). Since $\widehat{\text{FDP}}_k(\hat{\mathbf{t}}) \leq w_k \cdot q$ for all $k \in [K]$ as shown in (C.5), it must be the case that $\hat{\mathbf{t}} \in \mathcal{T}$ by Definition 3.2. Now we furnish the proof of Claim 1.

Proof of the Claim 1. By the definition of \hat{t}_k in (3.16), there must exist a sequence of vectors

$$(C.6) \quad \mathbf{t}^{(1)} \equiv (t_1^{(1)}, \dots, t_K^{(1)}), \quad \mathbf{t}^{(2)} \equiv (t_1^{(2)}, \dots, t_K^{(2)}), \quad \mathbf{t}^{(3)} \equiv (t_1^{(3)}, \dots, t_K^{(3)}), \quad \dots$$

in $\mathbb{R}_{\geq 0}^K$ such that

- (i) the sequence of their k th elements $(t_k^{(\ell)})_{\ell=1}^{\infty}$ is increasing and converges to \hat{t}_k , and
- (ii) for each $\ell \in \mathbb{N}$, $\widehat{\text{FDP}}_{k'}(\mathbf{t}^{(\ell)}) \leq w_{k'} \cdot q$ for all $k' \in [K]$.

Moreover, we also define the sequence of vectors

$$\mathbf{t}_{\hat{t}_k}^{(1)} \equiv (t_1^{(1)}, \dots, \hat{t}_k, \dots, t_K^{(1)}), \quad \mathbf{t}_{\hat{t}_k}^{(2)} \equiv (t_1^{(2)}, \dots, \hat{t}_k, \dots, t_K^{(2)}), \quad \mathbf{t}_{\hat{t}_k}^{(3)} \equiv (t_1^{(3)}, \dots, \hat{t}_k, \dots, t_K^{(3)}), \quad \dots,$$

which replace the k th element of each vector in (C.6) by \hat{t}_k .

Suppose towards a contradiction that Claim 1 is not true. In particular, this means that none of the vectors in the sequence $(\mathbf{t}_{\hat{t}_k}^{(\ell)})_{\ell=1}^{\infty}$ can be a member in \mathcal{T} , which in turn implies that there exists $\kappa \in [K]$ and a subsequence $(\ell_g)_{g=1}^{\infty}$ of increasing natural numbers such that

$$(C.7) \quad \widehat{\text{FDP}}_{\kappa}(\mathbf{t}_{\hat{t}_k}^{(\ell_g)}) > w_{\kappa} \cdot q, \quad \text{for all } g \in \mathbb{N}.$$

In what follows, we will leverage the following facts: Property (i) above about the sequence $(\mathbf{t}^{(\ell)})_{\ell=1}^{\infty}$ implies that

$$(C.8) \quad \mathbf{t}^{(\ell_g)} \preceq \mathbf{t}_{\hat{t}_k}^{(\ell_g)} \text{ for all } g \in \mathbb{N}.$$

and property (ii) above about the sequence $(\mathbf{t}^{(\ell)})_{\ell=1}^{\infty}$ implies

$$(C.9) \quad |\mathcal{S}_k| \cdot \hat{\pi}_k \cdot t_k^{(\ell_g)} \leq w_k \cdot q \cdot (|\mathcal{R}(\mathbf{t}^{(\ell_g)})| \vee 1) \text{ and all } g \in \mathbb{N}.$$

We will arrive at a contradiction in two cases:

- Case 1: $\kappa \neq k$. In this case, the κ -th element of $\mathbf{t}_{\hat{t}_k}^{(\ell_g)}$ is $t_{\kappa}^{(\ell_g)}$, which implies

$$\widehat{\text{FDP}}_{\kappa}(\mathbf{t}_{\hat{t}_k}^{(\ell_g)}) = \frac{|\mathcal{S}_{\kappa}| \cdot \hat{\pi}_{\kappa} \cdot t_{\kappa}^{(\ell_g)}}{|\mathcal{R}(\mathbf{t}_{\hat{t}_k}^{(\ell_g)})| \vee 1} \leq \frac{|\mathcal{S}_{\kappa}| \cdot \hat{\pi}_{\kappa} \cdot t_{\kappa}^{(\ell_g)}}{|\mathcal{R}(\mathbf{t}^{(\ell_g)})| \vee 1} = \widehat{\text{FDP}}_{\kappa}(\mathbf{t}^{(\ell_g)}) \leq w_{\kappa} \cdot q$$

and contradicts (C.7), where the first inequality above comes from (C.8) and Lemma B.1, and the second inequality comes from property (i) above about the sequence $(\mathbf{t}^{(\ell)})_{\ell=1}^{\infty}$.

- Case 2: $\kappa = k$. One can write

$$(C.10) \quad w_k \cdot q < \widehat{\text{FDP}}_\kappa(\mathbf{t}_{t_k}^{(\ell_g)}) = \widehat{\text{FDP}}_k(\mathbf{t}_{t_k}^{(\ell_g)}) = \frac{|\mathcal{S}_k| \cdot \hat{\pi}_k \cdot \hat{t}_k}{|\mathcal{R}(\mathbf{t}_{t_k}^{(\ell_g)})| \vee 1} \leq \frac{|\mathcal{S}_k| \cdot \hat{\pi}_k \cdot \hat{t}_k}{|\mathcal{R}(\mathbf{t}^{(\ell_g)})| \vee 1},$$

where the first inequality comes from (C.7) and $\kappa = k$, and the second inequality comes from (C.8) and Lemma B.1. Now we will compare (C.9) and (C.10). By taking “lim inf” on both sides of (C.9) and using property (ii) of the sequence $(\mathbf{t}^{(\ell)})_{\ell=1}^\infty$ above, we get

$$(C.11) \quad |\mathcal{S}_k| \cdot \hat{\pi}_k \cdot \hat{t}_k \leq w_k \cdot q \cdot \liminf_{g \rightarrow \infty} (|\mathcal{R}(\mathbf{t}^{(\ell_g)})| \vee 1).$$

Rearranging (C.10) as $w_k \cdot q \cdot (|\mathcal{R}(\mathbf{t}^{(\ell_g)})| \vee 1) < |\mathcal{S}_k| \cdot \hat{\pi}_k \cdot \hat{t}_k$ and taking “lim inf” on both sides, we get

$$(C.12) \quad w_k \cdot q \cdot \liminf_{g \rightarrow \infty} (|\mathcal{R}(\mathbf{t}^{(\ell_g)})| \vee 1) < |\mathcal{S}_k| \cdot \hat{\pi}_k \cdot \hat{t}_k,$$

where, importantly, (C.12) remains a strict inequality because $|\mathcal{R}(\mathbf{t}^{(\ell_g)})| \vee 1$ can only take discrete values in \mathbb{N} . Clearly, (C.11) and (C.12) contradict each other. \square

C.4. Proof of Proposition 3.4 (Correctness and Termination of Algorithm 1). We first claim that

$$(C.13) \quad \hat{\mathbf{t}}^{(s)} = (\hat{t}_1^{(s)}, \dots, \hat{t}_K^{(s)}) \geq \hat{\mathbf{t}} \text{ for all } s \geq 0,$$

and

$$(C.14) \quad \widehat{\text{FDP}}_k \left((\hat{\mathbf{t}}_{[1:k]}^{(s)}, \hat{\mathbf{t}}_{[(k+1):K]}^{(s-1)}) \right) \leq w_k \cdot q \text{ for all } k \in [K] \text{ and } s \geq 1;$$

they will later be used to finish proving Proposition 3.4.

We first prove (C.13) by using an induction argument. Since $\hat{\mathbf{t}}^{(0)} = (\infty, \dots, \infty)$ by initialization, we have

$$(C.15) \quad \hat{\mathbf{t}}^{(0)} \geq \hat{\mathbf{t}} = (\hat{t}_1, \dots, \hat{t}_K).$$

Suppose, for a given $k \in [K]$ and $s \geq 1$, it is true that

$$(C.16) \quad (\hat{\mathbf{t}}_{[1:(k-1)]}^{(s)}, \hat{t}_k^{(s-1)}, \hat{\mathbf{t}}_{[(k+1):K]}^{(s-1)}) \geq \hat{\mathbf{t}}.$$

Since \hat{t}_k is the k th element of $\hat{\mathbf{t}}$, the inductive assumption above in (C.16) implies that:

$$(C.17) \quad (\hat{\mathbf{t}}_{[1:(k-1)]}^{(s)}, \hat{t}_k, \hat{\mathbf{t}}_{[(k+1):K]}^{(s-1)}) \geq \hat{\mathbf{t}}.$$

Since $\hat{\mathbf{t}} \in \mathcal{T}$ by Proposition 3.3, it follows by Definition 3.2 that

$$(C.18) \quad \begin{aligned} w_k \cdot q &\geq \widehat{\text{FDP}}_k(\hat{\mathbf{t}}) \\ &= \frac{|\mathcal{S}_k| \cdot \hat{\pi}_k \cdot \hat{t}_k}{|\mathcal{R}(\hat{\mathbf{t}})| \vee 1} \\ &\stackrel{(a)}{\geq} \frac{|\mathcal{S}_k| \cdot \hat{\pi}_k \cdot \hat{t}_k}{\left| \mathcal{R} \left((\hat{\mathbf{t}}_{[1:(k-1)]}^{(s)}, \hat{t}_k, \hat{\mathbf{t}}_{[(k+1):K]}^{(s-1)}) \right) \right| \vee 1} \\ &= \widehat{\text{FDP}}_k \left((\hat{\mathbf{t}}_{[1:(k-1)]}^{(s)}, \hat{t}_k, \hat{\mathbf{t}}_{[(k+1):K]}^{(s-1)}) \right) \end{aligned}$$

where (a) is consequence of Lemma B.1 and (C.17). Result (C.18) and (C.16) implies that

$$\hat{t}_k^{(s)} \in [\hat{t}_k, \hat{t}_k^{(s-1)}]$$

by the definition of $\hat{t}_k^{(s)}$ in Step 2 of Algorithm 1. Since $\hat{t}_k^{(s)} \geq \hat{t}_k$, it follows from (C.17) that

$$(C.19) \quad (\hat{\mathbf{t}}_{[1:k]}^{(s)}, \hat{\mathbf{t}}_{[(k+1):K]}^{(s-1)}) \geq \hat{\mathbf{t}}.$$

Since (C.19) holds by the inductive assumption (C.16), it follows that $\hat{\mathbf{t}}^{(s)} \geq \hat{\mathbf{t}}$ will be true provided that $\hat{\mathbf{t}}^{(s-1)} \geq \hat{\mathbf{t}}$ is true. Thus, it follows from the initial case (C.15) that (C.13) is true.

Next we prove (C.14). Suppose, towards a contradiction, that (C.14) is not true for a given $s \geq 1$ and k . By the definition of $\hat{t}_k^{(s)}$ in Step 2 of Algorithm 1, there exists a sequence of non-decreasing numbers $(\hat{t}_{k,\ell}^{(s)})_{\ell=1}^{\infty}$ converging to $\hat{t}_k^{(s)}$ such that

$$\widehat{\text{FDP}}_k \left((\hat{\mathbf{t}}_{[1:(k-1)]}^{(s)}, \hat{t}_{k,\ell}^{(s)}, \hat{\mathbf{t}}_{[(k+1):K]}^{(s-1)}) \right) \leq w_k \cdot q \quad \text{for all } \ell \in \mathbb{N}.$$

In particular, the latter fact implies that, for all $\ell \in \mathbb{N}$,

$$\begin{aligned} |\mathcal{S}_k| \cdot \hat{\pi}_k \cdot \hat{t}_{k,\ell}^{(s)} &\leq w_k \cdot q \cdot \left| \mathcal{R} \left((\hat{\mathbf{t}}_{[1:(k-1)]}^{(s)}, \hat{t}_{k,\ell}^{(s)}, \hat{\mathbf{t}}_{[(k+1):K]}^{(s-1)}) \right) \right| \vee 1 \\ &\leq w_k \cdot q \cdot \left| \mathcal{R} \left((\hat{\mathbf{t}}_{[1:k]}^{(s)}, \hat{\mathbf{t}}_{[(k+1):K]}^{(s-1)}) \right) \right| \vee 1, \end{aligned}$$

where the second inequality above comes from Lemma B.1 and that $\hat{t}_{k,\ell}^{(s)} \leq \hat{t}_k^{(s)}$ for all $\ell \in \mathbb{N}$. By taking "lim inf" with respect to ℓ on both sides of the last display, we obtain

$$\lim_{\ell \rightarrow \infty} |\mathcal{S}_k| \cdot \hat{\pi}_k \cdot \hat{t}_{k,\ell}^{(s)} = |\mathcal{S}_k| \cdot \hat{\pi}_k \cdot \hat{t}_k^{(s)} \leq w_k \cdot q \cdot \left| \mathcal{R} \left((\hat{\mathbf{t}}_{[1:k]}^{(s)}, \hat{\mathbf{t}}_{[(k+1):K]}^{(s-1)}) \right) \right| \vee 1,$$

where the last inequality contradicts that (C.14) is not true.

Proof of Proposition 3.4(i). The proof borrows similar induction arguments made in Section 7.2 of Ramdas et al. (2019). If $\hat{\mathbf{t}}^{(s^*-1)} = \hat{\mathbf{t}}^{(s^*)}$ holds for some time iteration s^* , then (C.14) implies that, for all $k \in [K]$,

$$\begin{aligned} w_k \cdot q &\geq \widehat{\text{FDP}}_k \left((\hat{\mathbf{t}}_{[1:k]}^{(s^*)}, \hat{\mathbf{t}}_{[(k+1):K]}^{(s^*-1)}) \right) \\ &= \widehat{\text{FDP}}_k \left((\hat{\mathbf{t}}_{[1:k]}^{(s^*)}, \hat{\mathbf{t}}_{[(k+1):K]}^{(s^*)}) \right) \\ (C.20) \quad &= \widehat{\text{FDP}}_k \left(\hat{\mathbf{t}}^{(s^*)} \right). \end{aligned}$$

It follows from (C.20) and Definition 3.2 that

$$(C.21) \quad \hat{\mathbf{t}}^{(s^*)} \in \mathcal{T}.$$

Since $\hat{\mathbf{t}}^{(s^*)} \geq \hat{\mathbf{t}}$ by (C.13) and $\hat{\mathbf{t}}$ is the largest element-wise vector in \mathcal{T} (Proposition 3.3), it must be the case that $\hat{\mathbf{t}}^{(s^*)} = \hat{\mathbf{t}}$ by (C.21), and Proposition 3.4(i) is proven. \square

Proof of Proposition 3.4(ii). By construction, $(\hat{\mathbf{t}}^{(s)})_{s \in \mathbb{N}}$ is a non-increasing sequence lowered bounded by $\hat{\mathbf{t}}$ as proven in (C.13), that is,

$$\hat{\mathbf{t}}^{(0)} \geq \hat{\mathbf{t}}^{(1)} \geq \hat{\mathbf{t}}^{(2)} \dots$$

Hence, we can define the vector of the component-wise limit

$$\hat{\mathbf{t}}^{(\infty)} = (\hat{t}_1^{(\infty)}, \dots, \hat{t}_K^{(\infty)}),$$

where $\hat{t}_k^{(\infty)} \equiv \lim_{s \rightarrow \infty} \hat{t}_k^{(s)}$ for each $k \in [K]$ and

$$(C.22) \quad \hat{\mathbf{t}}^{(s)} \searrow \hat{\mathbf{t}}^{(\infty)} \text{ as } s \rightarrow \infty.$$

Suppose, towards a contradiction, Algorithm 1 doesn't terminate. This implies there exists a $\kappa \in [K]$ such that the sequence $(\hat{t}_\kappa^{(s)})_{s=0}^\infty$ doesn't stabilize in the tail, i.e.

$$(C.23) \quad \text{for all } N \in \mathbb{N}, \text{ there exists } N \leq s_1 \leq s_2 \text{ such that } \hat{t}_\kappa^{(s_1)} \neq \hat{t}_\kappa^{(s_2)}.$$

Now, we define, for each $k \neq \kappa$,

$$\epsilon_k \equiv \min \left\{ |p_i^{u_{ik}/\mathcal{G}_k} / \nu_{ik} - \hat{t}_k^{(\infty)}| : i \in [m] \text{ and } |p_i^{u_{ik}/\mathcal{G}_k} / \nu_{ik} - \hat{t}_k^{(\infty)}| \neq 0 \right\} \vee 0.001,$$

which is the minimal among the absolute differences in $\{|p_i^{u_{ik}/\mathcal{G}_k} / \nu_{ik} - \hat{t}_k^{(\infty)}|\}_{i=1}^m$ that are positive, or set to 0.001 if no such positive absolute differences exist. We also let

$$\epsilon \equiv \min_{k \neq \kappa} \epsilon_k$$

By the definition of $\mathcal{R}(\hat{\mathbf{t}})$ in (3.7), we first re-write

$$(C.24) \quad \mathcal{R}\left(\hat{\mathbf{t}}_{[1:(\kappa-1)]}^{(s)}, t_\kappa, \hat{\mathbf{t}}_{[(\kappa+1):K]}^{(s-1)}\right) = \mathcal{R}(t_\kappa) \cap \mathcal{R}\left(\hat{\mathbf{t}}_{[1:(\kappa-1)]}^{(s)}\right) \cap \mathcal{R}\left(\hat{\mathbf{t}}_{[(\kappa+1):K]}^{(s-1)}\right),$$

where

$$\begin{aligned} \mathcal{R}(t_\kappa) &\equiv \left\{ i \in \mathcal{S}_k : p_i^{u_{ik}/\mathcal{G}_k} / \nu_{ik} \leq t_\kappa \wedge (\lambda_k / \nu_{ik}) \right\}, \\ \mathcal{R}\left(\hat{\mathbf{t}}_{[1:(\kappa-1)]}^{(s)}\right) &\equiv \bigcap_{k \in [1:(\kappa-1)]} \left\{ i \in \mathcal{S}_k : p_i^{u_{ik}/\mathcal{G}_k} / \nu_{ik} \leq \hat{t}_k^{(s)} \wedge (\lambda_k / \nu_{ik}) \right\} \text{ and} \\ \mathcal{R}\left(\hat{\mathbf{t}}_{[(\kappa+1):K]}^{(s-1)}\right) &\equiv \bigcap_{k \in [(\kappa+1):K]} \left\{ i \in \mathcal{S}_k : p_i^{u_{ik}/\mathcal{G}_k} / \nu_{ik} \leq \hat{t}_k^{(s-1)} \wedge (\lambda_k / \nu_{ik}) \right\}. \end{aligned}$$

Since $\hat{\mathbf{t}}^{(s)}$ converges decreasingly to $\hat{\mathbf{t}}^{(\infty)}$ as in (C.22), let $S \in \mathbb{N}$ be such that

$$|\hat{t}_k^{(s)} - \hat{t}_k^{(\infty)}| \leq \epsilon/2 \text{ for all } k \neq \kappa \text{ and } s \geq S.$$

In particular, by how ϵ is defined, it must be the case that

$$(C.25) \quad \mathcal{R}\left(\hat{\mathbf{t}}_{[1:(\kappa-1)]}^{(s)}\right) = \mathcal{R}\left(\hat{\mathbf{t}}_{[1:(\kappa-1)]}^{(\infty)}\right) \text{ and } \mathcal{R}\left(\hat{\mathbf{t}}_{[(\kappa+1):K]}^{(s-1)}\right) = \mathcal{R}\left(\hat{\mathbf{t}}_{[(\kappa+1):K]}^{(\infty)}\right) \text{ for all } s \geq S+1,$$

where $\mathcal{R}(\hat{\mathbf{t}}_{[1:(\kappa-1)]}^{(\infty)})$ and $\mathcal{R}(\hat{\mathbf{t}}_{[(\kappa+1):K]}^{(\infty)})$ are defined analogously to $\mathcal{R}(\hat{\mathbf{t}}_{[1:(\kappa-1)]}^{(s)})$ and $\mathcal{R}(\hat{\mathbf{t}}_{[(\kappa+1):K]}^{(s-1)})$, except with $\hat{t}_1^{(s)}, \dots, \hat{t}_{\kappa-1}^{(s)}, \hat{t}_{\kappa+1}^{(s-1)}, \dots, \hat{t}_K^{(s-1)}$ respectively replaced by $\hat{t}_1^{(\infty)}, \dots, \hat{t}_{\kappa-1}^{(\infty)}, \hat{t}_{\kappa+1}^{(\infty)}, \dots, \hat{t}_K^{(\infty)}$. From (C.25) and (C.24), we further get that

$$\mathcal{R}\left(\hat{\mathbf{t}}_{[1:(\kappa-1)]}^{(s)}, t_\kappa, \hat{\mathbf{t}}_{[(\kappa+1):K]}^{(s-1)}\right) = \mathcal{R}(t_\kappa) \cap \mathcal{R}\left(\hat{\mathbf{t}}_{[1:(\kappa-1)]}^{(\infty)}\right) \cap \mathcal{R}\left(\hat{\mathbf{t}}_{[(\kappa+1):K]}^{(\infty)}\right) \text{ for all } s \geq S+1,$$

which in turn implies that

$$(C.26) \quad \left| \mathcal{R}\left(\hat{\mathbf{t}}_{[1:(\kappa-1)]}^{(s)}, t_\kappa, \hat{\mathbf{t}}_{[(\kappa+1):K]}^{(s-1)}\right) \right| = \left| \mathcal{R}\left(\hat{\mathbf{t}}_{[1:(\kappa-1)]}^{(\infty)}, t_\kappa, \hat{\mathbf{t}}_{[(\kappa+1):K]}^{(\infty)}\right) \right| \text{ for all } s \geq S+1.$$

From (C.26), we have

$$\hat{t}_\kappa^{(s)} = \max \left\{ t_\kappa \in [0, \hat{t}_\kappa^{(s-1)}] : \frac{|\mathcal{S}_\kappa| \cdot \hat{\pi}_\kappa \cdot t_\kappa}{|\mathcal{R}((\hat{\mathbf{t}}_{[1:(\kappa-1)]}^{(\infty)}, t_\kappa, \hat{\mathbf{t}}_{[(\kappa+1):K]}^{(\infty)}))|} \leq w_\kappa \cdot q \right\} \text{ for all } s \geq S+1.$$

Since the ratio

$$\frac{|\mathcal{S}_\kappa| \cdot \hat{\pi}_\kappa}{|\mathcal{R}((\hat{\mathbf{t}}_{[1:(\kappa-1)]}^{(\infty)}, t_\kappa, \hat{\mathbf{t}}_{[(\kappa+1):K]}^{(\infty)}))|}$$

is the same for all $s \geq S+1$, it is apparent that $\hat{t}_\kappa^{(S+1)} = \hat{t}_\kappa^{(S+2)} = \hat{t}_\kappa^{(S+3)} = \dots$, and therefore we have contradicted (C.23).

□

C.5. Proof of Theorem 3.5 (FDR_{rep} control under independence). Under cases (i) and (ii), it suffices to show that for any group $k \in [K]$ and feature $i \in [m]$,

$$(C.27) \quad \mathbb{E} \left[\frac{I\{i \in \mathcal{R}(\hat{\mathbf{t}})\}}{|\mathcal{R}(\hat{\mathbf{t}})| \vee 1} \middle| \mathbf{P}_{\cdot(-\mathcal{G}_k)}, \mathbf{P}_{(-S_k)\mathcal{G}_k}, \mathbf{X} \right] \leq \frac{\nu_{ik} \cdot w_k \cdot q}{(|S_k| \vee 1) \cdot \pi_k} \quad \text{if } H_i^{u_{ik}/\mathcal{G}_k} \text{ is true.}$$

Provided that (C.27) is true, control of FDR_k at level $w_k \cdot q$ under cases (i) and (ii) can be established as follows:

$$\begin{aligned} \text{FDR}_k(\mathcal{R}(\hat{\mathbf{t}})) &= \mathbb{E} \left[\frac{\sum_{i \in \mathcal{H}_k} I\{i \in \mathcal{R}(\hat{\mathbf{t}})\}}{|\mathcal{R}(\hat{\mathbf{t}})| \vee 1} \right] \\ &\stackrel{(a)}{=} \mathbb{E} \left[\frac{\sum_{i \in S_k \cap \mathcal{H}_k} I\{i \in \mathcal{R}(\hat{\mathbf{t}})\}}{|\mathcal{R}(\hat{\mathbf{t}})| \vee 1} \right] \\ &= \mathbb{E} \left[\mathbb{E} \left[\frac{\sum_{i \in S_k \cap \mathcal{H}_k} I\{i \in \mathcal{R}(\hat{\mathbf{t}})\}}{|\mathcal{R}(\hat{\mathbf{t}})| \vee 1} \middle| \mathbf{P}_{\cdot(-\mathcal{G}_k)}, \mathbf{P}_{(-S_k)\mathcal{G}_k}, \mathbf{X} \right] \right] \\ &\stackrel{(b)}{=} \mathbb{E} \left[\sum_{i \in S_k \cap \mathcal{H}_k} \mathbb{E} \left[\frac{I\{i \in \mathcal{R}(\hat{\mathbf{t}})\}}{|\mathcal{R}(\hat{\mathbf{t}})| \vee 1} \middle| \mathbf{P}_{\cdot(-\mathcal{G}_k)}, \mathbf{P}_{(-S_k)\mathcal{G}_k}, \mathbf{X} \right] \right] \\ &\stackrel{(c)}{\leq} \mathbb{E} \left[\sum_{i \in S_k \cap \mathcal{H}_k} \frac{\nu_{ik} \cdot w_k \cdot q}{|S_k| \cdot \pi_k} \right] \\ &\stackrel{(d)}{=} \mathbb{E} \left[\pi_k \cdot \frac{w_k \cdot q}{\pi_k} \right] \\ &= w_k \cdot q \end{aligned}$$

where (a) is a result of $\mathcal{R}(\hat{\mathbf{t}}) \subseteq S_k$, (b) holds because conditioning on $\{\mathbf{P}_{\cdot(-\mathcal{G}_k)}, \mathbf{P}_{(-S_k)\mathcal{G}_k}, \mathbf{X}\}$ fixes S_k by Condition 2, (c) holds by (C.27), and (d) holds by the definition of π_k in (3.13).

FDR_{rep} control at level q for both case (i) and (ii) then follows from a subsequent application of Lemma 3.1. Hence, we will focus on proving (C.27) under cases (i) and (ii), starting with case (ii) for expositional purposes.

Proof for case (ii). The proof shares similarities with the proof of Lemma S1 (iv) in the supplementary materials of Katsevich et al. (2023).

The weighted null proportion estimator $\hat{\pi}_k$ under this case is in the form of (3.18). Let

$$\hat{\pi}_k^{(-i)} \equiv \frac{\max_{\ell \in S_k} \nu_{\ell k} + \sum_{\ell \in S_k \setminus \{i\}} \nu_{\ell k} \cdot I\{p_{\ell}^{u_{\ell k}/\mathcal{G}_k} > \lambda_k\}}{(1 - \lambda_k) \cdot |S_k|}$$

where $\hat{\pi}_k^{(-i)}$ is $\hat{\pi}_k$ but without the summand indexed by i in the numerator. Thus,

$$(C.28) \quad \hat{\pi}_k^{(-i)} \leq \hat{\pi}_k.$$

By substituting

$$S = |S_k|, \lambda = \lambda_k, \boldsymbol{\nu} = (\nu_{\ell k})_{\ell \in S_k}, \mathbf{p} = (p_{\ell}^{u_{\ell k}/\mathcal{G}_k})_{\ell \in S_k}, \text{ and } \mathcal{H}_0 = \mathcal{H}_k \cap S_k$$

into Lemma B.7, we have that

$$(C.29) \quad \mathbb{E} \left[\frac{1}{\hat{\pi}_k^{(-i)}} \middle| i \in S_k, \mathbf{P}_{\cdot(-\mathcal{G}_k)}, \mathbf{P}_{(-S_k)\mathcal{G}_k}, \mathbf{X} \right] \leq \frac{|S_k| \vee 1}{\sum_{\ell \in S_k \cap \mathcal{H}_k} \nu_{\ell k}} = \frac{1}{\pi_k}.$$

Lemma B.7 is applicable above because, when $\{i \in \mathcal{S}_k, \mathbf{P}_{(-\mathcal{G}_k)}, \mathbf{P}_{(-\mathcal{S}_k)\mathcal{G}_k}, \mathbf{X}\}$ is given,

- both $S = |\mathcal{S}_k| = |\mathcal{S}_k| \vee 1$ and $\mathcal{H}_0 = \mathcal{H}_k \cap \mathcal{S}_k$ are fixed by Condition 2;
- $\boldsymbol{\nu} = (\nu_{\ell k})_{\ell \in \mathcal{S}_k}$ is fixed by Condition 4(a); and
- the local PC p -values in $\mathbf{p} = (p_\ell^{u_{\ell k}/\mathcal{G}_k})_{\ell \in \mathcal{S}_k}$ are conditionally valid as described in Lemma B.6(i).

For a given fixed matrix $\tilde{\mathbf{P}}_{(-i)\cdot} \in [0, 1]^{(m-1) \times n}$, vector $\tilde{\mathbf{P}}_{i(-\mathcal{G}_k)} \in [0, 1]^{n-|\mathcal{G}_k|}$, and covariate matrix $\tilde{\mathbf{X}}$, we define the event

$$\mathcal{E}_{ik}(\tilde{\mathbf{P}}_{(-i)\cdot}, \tilde{\mathbf{P}}_{i(-\mathcal{G}_k)}, \tilde{\mathbf{X}}) \equiv \{\mathbf{P}_{(-i)\cdot} = \tilde{\mathbf{P}}_{(-i)\cdot}, \mathbf{P}_{i(-\mathcal{G}_k)} = \tilde{\mathbf{P}}_{i(-\mathcal{G}_k)}, \mathbf{X} = \tilde{\mathbf{X}}, \text{ and } i \in \mathcal{R}(\hat{\mathbf{t}})\},$$

which shares similarities to the event defined in equation (S3) in the supplementary materials of Katsevich et al. (2023). In words, $\mathcal{E}_{ik}(\tilde{\mathbf{P}}_{(-i)\cdot}, \tilde{\mathbf{P}}_{i(-\mathcal{G}_k)}, \tilde{\mathbf{X}})$ is the event that \mathbf{P} takes values so that $i \in \mathcal{R}(\hat{\mathbf{t}})$ when $\mathbf{P}_{(-i)\cdot} = \tilde{\mathbf{P}}_{(-i)\cdot}$, $\mathbf{P}_{i(-\mathcal{G}_k)} = \tilde{\mathbf{P}}_{i(-\mathcal{G}_k)}$, and $\mathbf{X} = \tilde{\mathbf{X}}$.

Now, if $\mathbf{P}_{(-i)\cdot}$, $\mathbf{P}_{i(-\mathcal{G}_k)}$, and \mathbf{X} are given, then the stability of $\mathcal{R}(\hat{\mathbf{t}})$ from Lemma B.4 will imply that

$$(C.30) \quad \mathcal{R}(\hat{\mathbf{t}}) = \hat{\mathcal{R}}^{(-i)} \text{ on the event } \mathcal{E}_{ik}(\mathbf{P}_{(-i)\cdot}, \mathbf{P}_{i(-\mathcal{G}_k)}, \mathbf{X})$$

for some set $\hat{\mathcal{R}}^{(-i)}$ that depends only on $\mathbf{P}_{(-i)\cdot}$ and \mathbf{X} , and is such that $i \in \hat{\mathcal{R}}^{(-i)}$. Thus,

$$\begin{aligned} & \mathbb{E} \left[\frac{I\{i \in \mathcal{R}(\hat{\mathbf{t}})\}}{|\mathcal{R}(\hat{\mathbf{t}})| \vee 1} \middle| \mathbf{P}_{(-\mathcal{G}_k)}, \mathbf{P}_{(-\mathcal{S}_k)\mathcal{G}_k}, \mathbf{X} \right] \\ & \stackrel{(a)}{=} \mathbb{E} \left[\frac{I\{i \in \mathcal{R}(\hat{\mathbf{t}})\}}{|\mathcal{R}(\hat{\mathbf{t}})| \vee 1} I\{i \in \mathcal{S}_k\} \middle| \mathbf{P}_{(-\mathcal{G}_k)}, \mathbf{P}_{(-\mathcal{S}_k)\mathcal{G}_k}, \mathbf{X} \right] \\ & \stackrel{(b)}{=} \mathbb{E} \left[\frac{I\{i \in \mathcal{R}(\hat{\mathbf{t}})\}}{|\mathcal{R}(\hat{\mathbf{t}})| \vee 1} \middle| i \in \mathcal{S}_k, \mathbf{P}_{(-\mathcal{G}_k)}, \mathbf{P}_{(-\mathcal{S}_k)\mathcal{G}_k}, \mathbf{X} \right] \\ & = \mathbb{E} \left[\mathbb{E} \left[\frac{I\{i \in \mathcal{R}(\hat{\mathbf{t}})\}}{|\mathcal{R}(\hat{\mathbf{t}})| \vee 1} \middle| i \in \mathcal{S}_k, \mathbf{P}_{(-i)\cdot}, \mathbf{P}_{i(-\mathcal{G}_k)}, \mathbf{X} \right] \middle| i \in \mathcal{S}_k, \mathbf{P}_{(-\mathcal{G}_k)}, \mathbf{P}_{(-\mathcal{S}_k)\mathcal{G}_k}, \mathbf{X} \right] \\ & = \mathbb{E} \left[\mathbb{E} \left[\frac{I\{i \in \mathcal{R}(\hat{\mathbf{t}})\}}{|\mathcal{R}(\hat{\mathbf{t}})| \vee 1} I\{\mathcal{E}_{ik}(\mathbf{P}_{(-i)\cdot}, \mathbf{P}_{i(-\mathcal{G}_k)}, \mathbf{X})\} \middle| i \in \mathcal{S}_k, \mathbf{P}_{(-i)\cdot}, \mathbf{P}_{i(-\mathcal{G}_k)}, \mathbf{X} \right] \middle| i \in \mathcal{S}_k, \mathbf{P}_{(-\mathcal{G}_k)}, \mathbf{P}_{(-\mathcal{S}_k)\mathcal{G}_k}, \mathbf{X} \right] \\ & \stackrel{(c)}{\leq} \mathbb{E} \left[\mathbb{E} \left[\frac{I\left\{p_i^{u_{ik}/\mathcal{G}_k} \leq \frac{(|\hat{\mathcal{R}}^{(-i)}| \vee 1) \cdot \nu_{ik} \cdot w_k \cdot q}{(|\mathcal{S}_k| \vee 1) \cdot \hat{\pi}_k^{(-i)}}\right\}}{|\hat{\mathcal{R}}^{(-i)}| \vee 1} \middle| i \in \mathcal{S}_k, \mathbf{P}_{(-i)\cdot}, \mathbf{P}_{i(-\mathcal{G}_k)}, \mathbf{X} \right] \middle| i \in \mathcal{S}_k, \mathbf{P}_{(-\mathcal{G}_k)}, \mathbf{P}_{(-\mathcal{S}_k)\mathcal{G}_k}, \mathbf{X} \right] \\ & \stackrel{(d)}{\leq} \mathbb{E} \left[\mathbb{E} \left[\frac{I\left\{p_i^{u_{ik}/\mathcal{G}_k} \leq \frac{(|\hat{\mathcal{R}}^{(-i)}| \vee 1) \cdot \nu_{ik} \cdot w_k \cdot q}{(|\mathcal{S}_k| \vee 1) \cdot \hat{\pi}_k^{(-i)}}\right\}}{|\hat{\mathcal{R}}^{(-i)}| \vee 1} \middle| i \in \mathcal{S}_k, \mathbf{P}_{(-i)\cdot}, \mathbf{P}_{i(-\mathcal{G}_k)}, \mathbf{X} \right] \middle| i \in \mathcal{S}_k, \mathbf{P}_{(-\mathcal{G}_k)}, \mathbf{P}_{(-\mathcal{S}_k)\mathcal{G}_k}, \mathbf{X} \right] \\ & \stackrel{(e)}{=} \mathbb{E} \left[\frac{\Pr\left(p_i^{u_{ik}/\mathcal{G}_k} \leq \frac{(|\hat{\mathcal{R}}^{(-i)}| \vee 1) \cdot \nu_{ik} \cdot w_k \cdot q}{(|\mathcal{S}_k| \vee 1) \cdot \hat{\pi}_k^{(-i)}} \middle| i \in \mathcal{S}_k, \mathbf{P}_{(-i)\cdot}, \mathbf{P}_{i(-\mathcal{G}_k)}, \mathbf{X}\right)}{|\hat{\mathcal{R}}^{(-i)}| \vee 1} \middle| i \in \mathcal{S}_k, \mathbf{P}_{(-\mathcal{G}_k)}, \mathbf{P}_{(-\mathcal{S}_k)\mathcal{G}_k}, \mathbf{X} \right] \end{aligned}$$

$$\begin{aligned}
& \stackrel{(f)}{\leq} \mathbb{E} \left[\left| \frac{\left(\frac{(|\hat{\mathcal{R}}^{(-i)}| \vee 1) \cdot \nu_{ik} \cdot w_k \cdot q}{(|\mathcal{S}_k| \vee 1) \cdot \hat{\pi}_k^{(-i)}} \right)}{|\hat{\mathcal{R}}^{(-i)}| \vee 1} \right| i \in \mathcal{S}_k, \mathbf{P}_{\cdot(-\mathcal{G}_k)}, \mathbf{P}_{(-\mathcal{S}_k)\mathcal{G}_k}, \mathbf{X} \right] \\
& \leq \frac{\nu_{ik} \cdot w_k \cdot q}{|\mathcal{S}_k| \vee 1} \cdot \mathbb{E} \left[\left| \frac{1}{\hat{\pi}_k^{(-i)}} \right| i \in \mathcal{S}_k, \mathbf{P}_{\cdot(-\mathcal{G}_k)}, \mathbf{P}_{(-\mathcal{S}_k)\mathcal{G}_k}, \mathbf{X} \right] \\
& \stackrel{(g)}{\leq} \frac{\nu_{ik} \cdot w_k \cdot q}{(|\mathcal{S}_k| \vee 1) \cdot \pi_k}
\end{aligned}$$

where

- (a) is a result of $\mathcal{R}(\hat{\mathbf{t}}) \subseteq \mathcal{S}_k$;
- (b) is a result of \mathcal{S}_k being fixed when $\{\mathbf{P}_{\cdot(-\mathcal{G}_k)}, \mathbf{P}_{(-\mathcal{S}_k)\mathcal{G}_k}, \mathbf{X}\}$ is given, by Condition 2;
- (c) is a result of Lemma B.2 and (C.30);
- (d) is a result of (C.28);
- (e) is a result of $\hat{\mathcal{R}}^{(-i)}$ only depending on $\mathbf{P}_{(-i)\cdot}$ and \mathbf{X} ;
- (f) is a result of Lemma B.6(ii) because conditioning on $\{i \in \mathcal{S}_k, \mathbf{P}_{(-i)\cdot}, \mathbf{P}_{i(-\mathcal{G}_k)}, \mathbf{X}\}$ fixes \mathcal{S}_k by Condition 2, fixes ν_{ik} by Condition 4(a), and fixes both $\hat{\pi}_k^{(-i)}$ and $\hat{\mathcal{R}}^{(-i)}$ by their definitions; and
- (g) is a result of (C.29).

□

Proof for case (i). The proof is nearly identical to the proof for case (ii) above. The difference is that we set $\hat{\pi}_k = \hat{\pi}_k^{(-i)} = 1$ and verify that they satisfy properties (C.28) and (C.29). Property (C.28) apparently holds. Furthermore, property (C.29) will hold because

$$(C.31) \quad \mathbb{E} \left[\left| \frac{1}{\hat{\pi}_k^{(-i)}} \right| i \in \mathcal{S}_k, \mathbf{P}_{\cdot(-\mathcal{G}_k)}, \mathbf{P}_{(-\mathcal{S}_k)\mathcal{G}_k}, \mathbf{X} \right] = \mathbb{E} \left[\left| \frac{1}{1} \right| i \in \mathcal{S}_k, \mathbf{P}_{\cdot(-\mathcal{G}_k)}, \mathbf{P}_{(-\mathcal{S}_k)\mathcal{G}_k}, \mathbf{X} \right] = 1 \leq \frac{1}{\pi_k}.$$

□

C.6. Proof of Theorem 3.6 (FDR_{rep} control under arbitrary dependence). It suffices to show that for any group $k \in [K]$ and feature $i \in [m]$,

$$(C.32) \quad \mathbb{E} \left[\left| \frac{I\{i \in \mathcal{R}(\hat{\mathbf{t}})\}}{|\mathcal{R}(\hat{\mathbf{t}})| \vee 1} \right| \mathbf{P}_{\cdot(-\mathcal{G}_k)}, \mathbf{X} \right] \leq \frac{\nu_{ik} \cdot w_k \cdot q}{(|\mathcal{S}_k| \vee 1) \cdot \pi_k} \quad \text{if } H_i^{u_{ik}/\mathcal{G}_k} \text{ is true.}$$

Provided that (C.32) is true, control of FDR_k at level $w_k \cdot q$ can be established as follows:

$$\begin{aligned}
\text{FDR}_k(\mathcal{R}(\hat{\mathbf{t}})) &= \mathbb{E} \left[\frac{\sum_{i \in \mathcal{H}_k} I\{i \in \mathcal{R}(\hat{\mathbf{t}})\}}{|\mathcal{R}(\hat{\mathbf{t}})| \vee 1} \right] \\
&\stackrel{(a)}{=} \mathbb{E} \left[\frac{\sum_{i \in \mathcal{S}_k \cap \mathcal{H}_k} I\{i \in \mathcal{R}(\hat{\mathbf{t}})\}}{|\mathcal{R}(\hat{\mathbf{t}})| \vee 1} \right] \\
&\stackrel{(b)}{=} \mathbb{E} \left[\sum_{i \in \mathcal{S}_k \cap \mathcal{H}_k} \mathbb{E} \left[\left| \frac{I\{i \in \mathcal{R}(\hat{\mathbf{t}})\}}{|\mathcal{R}(\hat{\mathbf{t}})| \vee 1} \right| \mathbf{P}_{\cdot(-\mathcal{G}_k)}, \mathbf{X} \right] \right] \\
&\stackrel{(c)}{\leq} \mathbb{E} \left[\sum_{i \in \mathcal{S}_k \cap \mathcal{H}_k} \frac{\nu_{ik} \cdot w_k \cdot q}{(|\mathcal{S}_k| \vee 1) \cdot \pi_k} \right]
\end{aligned}$$

$$\begin{aligned}
&\stackrel{(d)}{=} \mathbb{E} \left[\pi_k \cdot \frac{w_k \cdot q}{\pi_k} \right] \\
&= w_k \cdot q
\end{aligned}$$

where (a) is a result of $\mathcal{R}(\hat{\mathbf{t}}) \subseteq \mathcal{S}_k$; (b) holds because conditioning on $\{\mathbf{P}_{\cdot(-\mathcal{G}_k)}, \mathbf{X}\}$ fixes \mathcal{S}_k by Condition 2; (c) holds by (C.32); and (d) holds by the definition of π_k in (3.13).

FDR_{rep} control at level q for both cases then follows from a subsequent application of Lemma 3.1. Hence, we will focus on proving (C.32).

Proof of (C.32). By $\mathcal{R}(\hat{\mathbf{t}}) \subseteq \mathcal{S}_k$ and Condition 2, we have

$$\begin{aligned}
\mathbb{E} \left[\frac{I\{i \in \mathcal{R}(\hat{\mathbf{t}})\}}{|\mathcal{R}(\hat{\mathbf{t}})| \vee 1} \middle| \mathbf{P}_{\cdot(-\mathcal{G}_k)}, \mathbf{X} \right] &= \mathbb{E} \left[\frac{I\{i \in \mathcal{R}(\hat{\mathbf{t}})\}}{|\mathcal{R}(\hat{\mathbf{t}})| \vee 1} \middle| i \in \mathcal{S}_k, \mathbf{P}_{\cdot(-\mathcal{G}_k)}, \mathbf{X} \right] \\
&\stackrel{(a)}{\leq} \mathbb{E} \left[\frac{I\left\{p_i^{u_{ik}/\mathcal{G}_k} \leq \frac{(|\mathcal{R}(\hat{\mathbf{t}})| \vee 1) \cdot \nu_{ik} \cdot w_k \cdot q}{\left(\sum_{\ell \in [|\mathcal{S}_k| \vee 1]} \frac{1}{\ell}\right) \cdot (|\mathcal{S}_k| \vee 1)}\right\}}{|\mathcal{R}(\hat{\mathbf{t}})| \vee 1} \middle| i \in \mathcal{S}_k, \mathbf{P}_{\cdot(-\mathcal{G}_k)}, \mathbf{X} \right] \\
&\stackrel{(b)}{\leq} \frac{\nu_{ik} \cdot w_k \cdot q}{|\mathcal{S}_k| \vee 1} \\
&\leq \frac{\nu_{ik} \cdot w_k \cdot q}{(|\mathcal{S}_k| \vee 1) \cdot \pi_k}
\end{aligned}$$

where (a) is a result of Lemma B.2 with $\hat{\pi}_k = \sum_{\ell \in [|\mathcal{S}_k| \vee 1]} \ell^{-1}$, and (b) is a result of substituting

$$S = |\mathcal{S}_k|, \mathbf{p} = (p_\ell^{u_{\ell k}/\mathcal{G}_k})_{\ell \in \mathcal{S}_k}, \mathcal{H}_0 = \mathcal{S}_k \cap \mathcal{H}_k, V = |\mathcal{R}(\hat{\mathbf{t}})| \vee 1, \text{ and } c = \frac{\nu_{ik} \cdot w_k \cdot q}{|\mathcal{S}_k| \vee 1}$$

into Lemma B.8. Lemma B.8 is applicable above because, when $\{i \in \mathcal{S}_k, \mathbf{P}_{\cdot(-\mathcal{G}_k)}, \mathbf{X}\}$ is given,

- both $S = |\mathcal{S}_k|$ and $\mathcal{H}_0 = \mathcal{S}_k \cap \mathcal{H}_k$ are fixed by Condition 2;
- the local PC p -values in $\mathbf{p} = (p_\ell^{u_{\ell k}/\mathcal{G}_k})_{\ell \in \mathcal{S}_k}$ is valid conditional on $i \in \mathcal{S}_k, \mathbf{P}_{\cdot(-\mathcal{G}_k)}, \mathbf{X}$ as in Lemma B.5; and
- $c = \frac{\nu_{ik} \cdot w_k \cdot q}{|\mathcal{S}_k|}$ is fixed since ν_{ik} is fixed by Condition 4(b).

APPENDIX D. EXTENDED RESULTS FROM SECTION 2.1

The simulation studies in this section extend those performed in Section 2.1 by considering $n \in \{2, 3, 4, 5, 6, 7, 8\}$ studies and $m \in \{1, 10, 20, \dots, 1000\}$ hypotheses, where all the base null hypotheses H_{ij} are *false* with highly right skewed p -values generated as

$$p_{ij} \stackrel{\text{iid}}{\sim} \text{Beta}(0.26, 7) \text{ for each } (i, j) \in [m] \times [n],$$

as in Section 2.1.

Figure D.1 extends Figure 2.1 and shows the power of the BH procedure applied to Stouffer-GBHPC p -values. For $m = 1$ and any given n , we observe a sharp drop in power when moving from $u = n - 1$ to $u = n$. For example, when $m = 1$ and $n = 8$, the power is 0.72 at $u = 7$ and only 0.142 at $u = 8$. Moreover, for any fixed n , the power at $u = n$ rapidly declines toward zero as m increases, whereas for $u < n$, the power stabilizes around a value well above zero. For instance, when $n = 8$, the power at $u = 8$ drops from 0.142 to 0 as m increases from 1 to 1000, while at $u = 7$, the power decreases from 0.72 and converges to 0.45.

We repeat this experiment using PC p -values constructed via the generalized Benjamini–Heller formulation in (2.2), with $f_{\mathcal{J}}$ taken to be Fisher’s combining function. The yields a PC p -values

with the form

$$p_i^{u/[n]} = 1 - F_{2(n-u+1)} \left(-2 \sum_{j=u}^n \log(p_{i(j)}) \right),$$

where $p_{i(1)} \leq \dots \leq p_{i(n)}$ are the order statistics of the base p -values for feature i . The results shown in Figure D.2 exhibit a similar phenomenon to what was observed earlier. Overall, Fisher-GBHPC p -values are generally less powerful than their Stouffer-GBHPC counterparts, particularly as n increases.

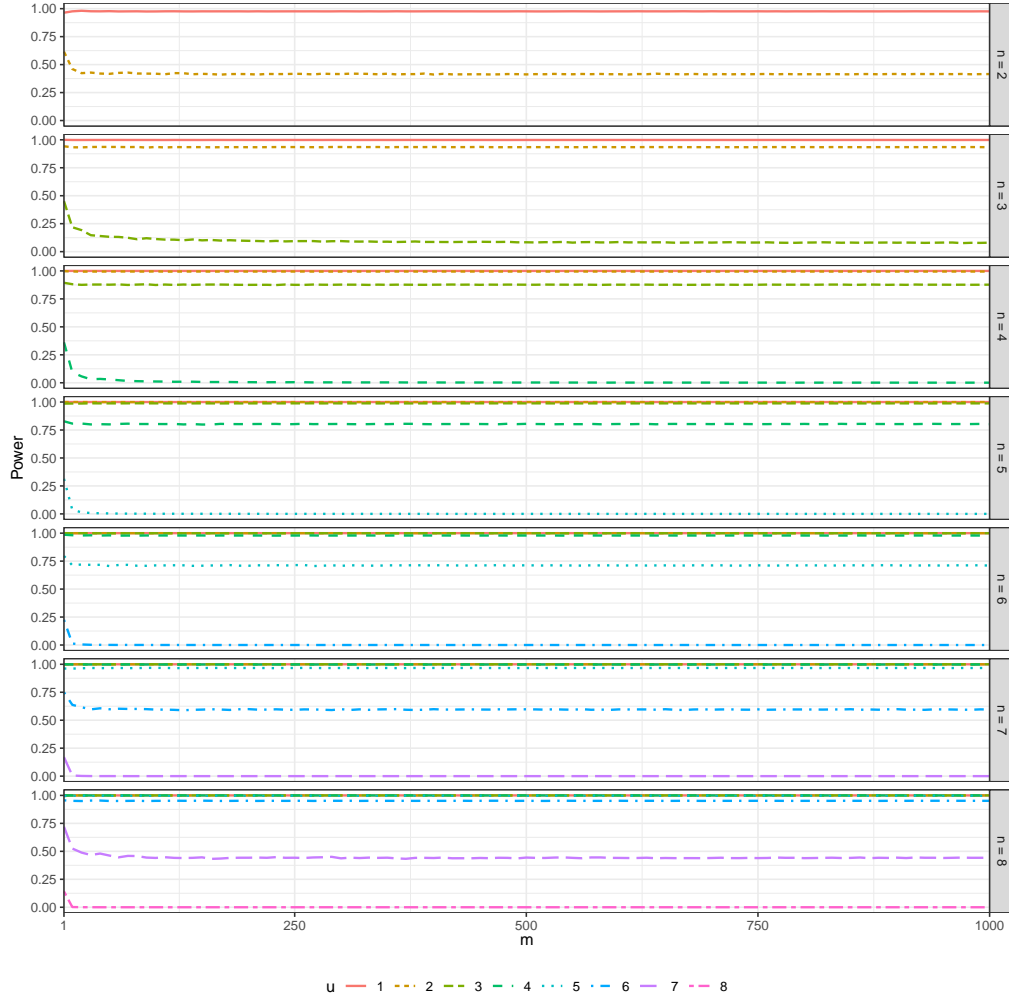


Figure D.1. Power of the BH procedure (with FDR target 0.05) applied to $m = 1, 10, 20, \dots, 1000$ Stouffer-GBHPC p -values under replicability levels $u = 1, \dots, n$ for a simulation experiment with $n = 2, 3, \dots, 8$ studies.

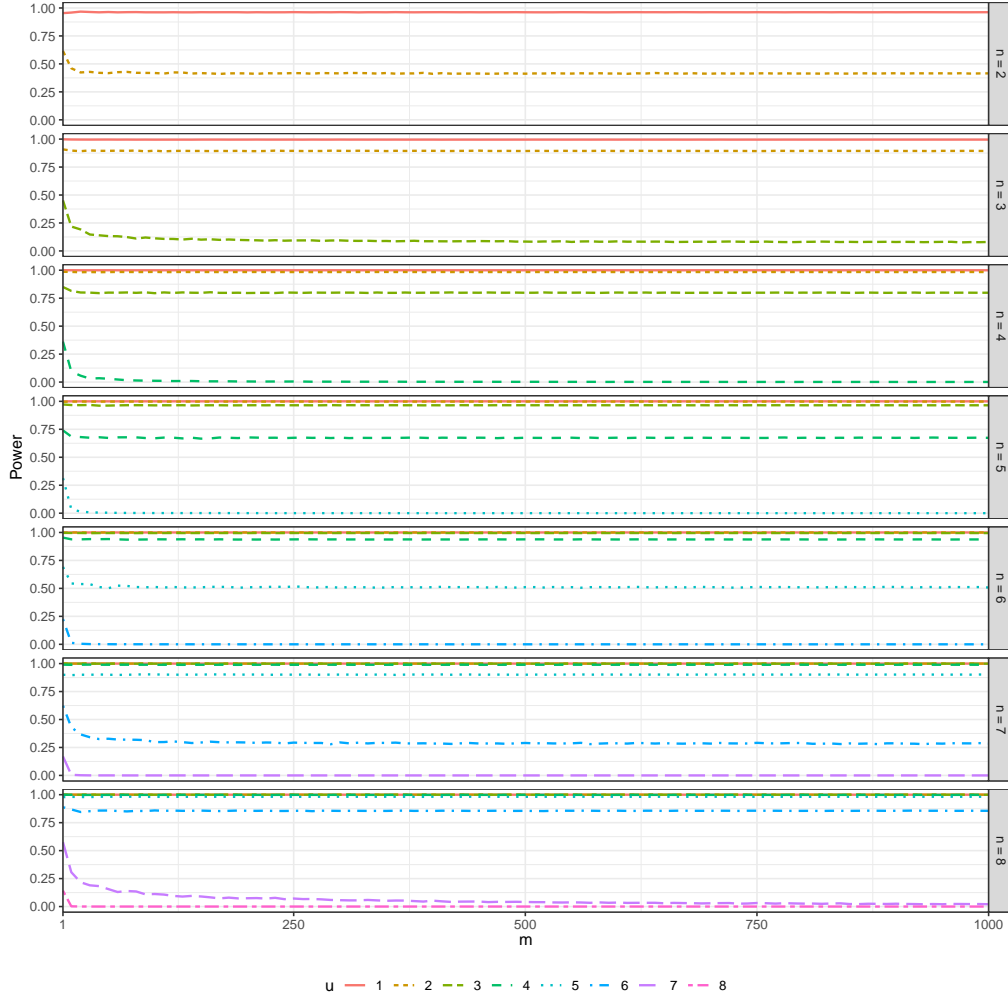


Figure D.2. Power of the BH procedure (with FDR target 0.05) applied to $m = 1, 10, 20, \dots, 1000$ Fisher-GBHPC p -values under replicability levels $u = 1, \dots, n$ for a simulation experiment with $n = 2, 3, \dots, 8$ studies.

APPENDIX E. ADDITIONAL SIMULATIONS

Below, we introduce several additional p -value-based methods that will be evaluated alongside those in Section 4.1 in the simulation studies presented in Appendix E.1–E.3.

- (j) **Adaptive-BH:** The plug-in adaptive step-up procedure described in Blanchard and Roquain (2009, Definition 8) applied to the PC p -values in (4.2), using the modified Storey’s estimator (Blanchard and Roquain, 2009, Sec. 3.2), with tuning parameter $\lambda = 0.5$, for the reciprocated null proportion $m/|\mathcal{H}^{u/[n]}|$.
- (k) **BY:** The BY procedure by Benjamini and Yekutieli (2001) applied to the PC p -values in (4.2). The BY procedure is similar to the BH procedure but multiplies the input target FDR level by a factor of $1/\sum_{i=1}^m \frac{1}{i}$.

- (l) **Adaptive-CoFilter-BH:** The CoFilter procedure described in Algorithm 2.1 of Dickhaus et al. (2024) with the adaptive-BH procedure, described in item (j) above, implemented in step (iii) of the algorithm.
- (m) **Inflated-ParFilter:** An implementation of Algorithm 2 similar to that of item (a) in Section 4.1, but with:
- 1) the selection rule
$$\mathcal{S}_k = \bigcap_{\ell \in [K] \setminus \{k\}} \left\{ i \in [m] : p_i^{u_{i\ell}/g_\ell} \leq \left(w_\ell \cdot q / \left(\sum_{i=1}^m \frac{1}{i} \right) \right) \wedge \lambda_\ell \right\},$$
 - 2) local PC weights constructed according to Appendix A.3,
 - 3) weighted null proportion estimators taken in the form of (3.19), and
 - 4) tuning parameter $\lambda_k = 1$ for each $k \in [K]$.
- (n) **Non-adaptive-ParFilter:** An implementation of Algorithm 2 similar to that of item (a) in Section 4.1, but with the weighted null proportion estimator $\hat{\pi}_k = 1$ and tuning parameter $\lambda_k = 1$ for each group $k \in [K]$.
- (o) **Oracle:** A computationally simpler substitute for the the optimal FDR_{rep} procedure. The details of its implementation are given in Appendix F. While the oracle procedure is not implementable in real-world scenarios, as it requires knowledge of the density function of the base p -values, it serves as an interesting theoretical benchmark.

To avoid confusion, we clarify that the qualifier “adaptive” as in the Adaptive-BH, Adaptive-CoFilter-BH and Non-adaptive-ParFilter above refers to adaptiveness to the post-selection weighted proportions of local PC nulls in (3.13) (as opposed to adaptiveness to the covariates \mathbf{X}).

E.1. Simulations in Section 4 with additional methods. We incorporate the additional methods described above into the simulation study conducted in Section 4. The FDR_{rep} control guarantees provided by each of these additional methods under this simulation study, along with whether they are covariate-adaptive, are summarized in Table E.1. The empirical FDR_{rep} and TPR_{rep} results are presented in Figure E.1.

Method	Covariate-adaptive?	FDR_{rep} control
Adaptive-BH	No	Finite (Corollary 13, Blanchard and Roquain (2009))
BY	No	Finite (Theorem 1.3, Benjamini and Yekutieli (2001))
Adaptive-CoFilter-BH	No	Asymptotic (Proposition 4.2, Dickhaus et al. (2024))
Inflated-ParFilter	Yes	Finite (Theorem 3.6)
Non-adaptive-ParFilter:	Yes	Finite (Theorem 3.5(i))
Oracle	Yes	Finite (Appendix F)

Table E.1. A summary of the additional methods compared in the simulations of Appendix E.1. Specifically, whether the method is covariate-adaptive and the type of FDR_{rep} control it possesses, i.e. finite-sample or asymptotic as $m \rightarrow \infty$.

When the covariates are uninformative ($\gamma = 0$), AdaFilter-BH (dark gray line) outperformed the oracle (light grey line) across all settings of n and ξ . This may seem surprising, but recall that the oracle is a computationally simpler substitute for the actual optimal FDR_{rep} procedure. AdaFilter-BH also only guarantees asymptotic FDR_{rep} control, so its gain in power over the oracle comes at the cost of potentially violating FDR_{rep} in finite samples (e.g., when $(n, \gamma_1) = (5, 0)$).

When the covariates are informative ($\gamma = 1.0$ or 1.5), the oracle method is by far the most powerful, particularly as n increases. The Adaptive-BH procedure (deep orange line) was more conservative than the BH procedure, suggesting that the modified Storey estimator may not be effective when applied to PC p -values. The Adaptive-CoFilter-BH (lavender line) tends to exhibit slightly greater power than the CoFilter-BH (peach line). The BY procedure (brown line) generally exhibited the worst power among all the compared methods.

The Inflated-ParFilter procedure (purple line) exhibited consistently low power across all settings. This is unsurprising, given that it uses conservative weighted null proportion estimators designed to account for dependence among base p -values, despite the fact that the base p -values here are independent. Under mildly to highly informative covariates ($\gamma = 1.0$ and $\gamma = 1.5$, respectively), the Non-adaptive-ParFilter (olive line) was not competitive with the original ParFilter implementation (navy blue line). When the covariates are non-informative ($\gamma = 0$), the ParFilter and Non-adaptive-ParFilter performed similarly, with the latter showing slightly better power. This suggests that, for Algorithm 2, the data-adaptive weighted null proportion estimator provided in (3.18) is generally preferable to setting $\hat{\pi}_k = 1$.

E.2. Simulations for the case of $u < n$. We repeat the simulations described in Appendix E.1 but with the following settings for u and n :

$$(u, n) \in \{(2, 3), (3, 4), (3, 5), (4, 5)\}.$$

To accomodate for these new settings of u and n , let the PC p -value for each feature $i \in [5000]$ be

$$p_i^{u/[n]} \equiv 1 - \Phi \left(\frac{\sum_{j=u}^n \Phi^{-1}(1 - p_{i(j)})}{\sqrt{n - u + 1}} \right),$$

i.e., a GBHPC p -value (Definition 2.2) where each $f_{\mathcal{J}}$ is taken as Stouffer's combining function in $n - u + 1$ arguments. Moreover, let $\mathcal{U}(u)$ denote the set of all valid choices for the local replicability levels $\mathbf{u}_i = (u_{i1}, u_{i2})$ when u is the replicability level and $K = 2$ is the number of groups. For instance,

$$\mathcal{U}(4) = \{(1, 3), (3, 1), (2, 2)\}.$$

We reimplement the ParFilter procedure described in item (a) of Section 4.1, but under a new testing configuration where $K = 2$, $\{\mathcal{G}_k, w_k\}_{k \in [2]}$ is as specified in (A.2), and \mathbf{u}_i is randomly sampled uniformly from $\mathcal{U}(u)$ for each $i \in [m]$. Similarly, we reimplement the No-Covar-ParFilter, Inflated-ParFilter and Non-adaptive-ParFilter procedures under the same testing configuration. All other methods from Appendix E.1 are implemented as originally described.

The empirical FDR_{rep} and TPR_{rep} results of this new set of simulations are presented in Figure E.2. When the covariates are non-informative ($\gamma_1 = 0$), we see that AdaFilter-BH (dark gray line) outperforms the remaining methods except the oracle (light grey line) for all settings of (u, n) and ξ . When the covariates are mildly ($\gamma_1 = 1.0$) or most ($\gamma_1 = 1.5$) informative, CAMT (pink line) and AdaPT (green line) display high levels of power, especially for $(u, n) \in \{(3, 4), (3, 5), (4, 5)\}$. In comparison, the original ParFilter (navy blue line), generally the most powerful among other implementations of Algorithm 2, exhibits weaker power. Even when the covariates are the most informative ($\gamma_1 = 1.5$), its power remained visibly lower than that of AdaFilter-BH, a method that does not adapt to covariates.

These results suggest that, at present, our various implementations of Algorithm 2 may not be competitive for replicability analyses when $u < n$. This is likely due to the local replicability levels \mathbf{u}_i being assigned randomly rather than derived from covariates. This randomness leads to a large

number of imbalanced features (Definition A.1), which in turn diminishes the power of Algorithm 2. Developing a general algorithm for constructing these levels using covariate information when $u < n$ would be a valuable direction for future research, though challenging due to the wide variability in the type, dimension, and informativeness of covariates across scientific contexts; see our discussion in Appendix A.1. In the meantime, CAMT and AdaPT appear to be competitive choices when side information is available in the $u < n$ setting.

E.3. Simulations under negative AR(1) correlation. We repeat the simulations in Section 4, with the settings of m and (u, n) , and the way we generate \mathbf{X} and $\{I\{H_{ij} \text{ is true}\}\}_{(i,j) \in [m] \times [n]}$ remaining exactly the same as in Section 4. However, we inject $\mathbf{P}_{\cdot j}$ with autoregressive dependence of order 1 (AR(1) correlation) across features, for each study $j \in [n]$. We first generate z -values (z_{1j}, \dots, z_{mj}) with strong negative AR(1) correlation:

$$z_{ij} \sim N(0, 1) \text{ for each } i \in [m]$$

where

$$\text{cor}(z_{ij}, z_{i'j}) = (-0.8)^{|i-i'|} \text{ for any } i, i' \in [m];$$

across studies, the z -values are independent. From the generated z -values, we create base p -values by letting:

$$p_{ij} = \begin{cases} \Phi^{-1}(z_{ij}) & \text{if } H_{ij} \text{ is true,} \\ F_{\text{Beta}}^{-1}(z_{ij}; 1 - \xi, 7) & \text{if } H_{ij} \text{ is false,} \end{cases} \quad \text{for each } (i, j) \in [m] \times [n]$$

where $\Phi^{-1}(\cdot)$ is an inverse standard normal distribution and $F_{\text{Beta}}^{-1}(\cdot; \alpha_1, \alpha_2)$ is an inverse beta distribution function with shape parameters α_1 and α_2 . The range of the signal strength parameter is the same as in Section 4, i.e., $\xi \in \{0.72, 0.74, 0.76, 0.78, 0.80, 0.82\}$. The base p -values defined above have the same marginal distribution as the base p -values defined in Section 4. But unlike Section 4, the base p -values generated here are negatively dependent within each study.

The methods explored in Appendix E.1 are reimplemented in this simulation, except for the oracle due to its computational complexity⁶ under dependence. We summarize the theoretical FDR_{rep} guarantees of each compared method under the data-generating setup of this simulation study in Table E.2.

The results for this simulation are presented in Figure E.3. Overall, FDR_{rep} control at $q = 0.05$ was observed by every method. The power of the compared methods remains largely consistent with their performance in Appendix E.1. Specifically, the ParFilter (navy blue line) generally outperforms AdaFilter-BH (dark gray line) when the covariates are mildly ($\gamma_1 = 1.0$) or most ($\gamma_1 = 1.5$) informative, while the AdaFilter-BH maintains its superior power when the covariates are non-informative ($\gamma_1 = 0$). The Inflated-ParFilter (purple line) exhibited relatively poor power across all simulation settings; however, it consistently outperformed the BY procedure (brown line), Adaptive-BH (deep orange line), and Inflated-AdaFilter-BH (light blue line). Recall that, aside from the Inflated-ParFilter, the BY procedure is the only other method compared here that guarantees finite-sample FDR_{rep} control with dependent base p -values; see Table E.2.

The simulation results indicate that our original implementation of the ParFilter (item (a) of Section 4.1) has empirical FDR_{rep} control under highly negatively correlated base p -values. A direction for future work is to investigate whether the ParFilter as implemented in item (a) of Section 4.1 has asymptotic FDR_{rep} control under arbitrary dependence. If this is indeed the case,

⁶It requires evaluating a multivariate normal density of dimension $m = 5000$.

Method	FDR _{rep} control
ParFilter	No proven guarantee
No-Covar-ParFilter	No proven guarantee
AdaFilter-BH	Asymptotic (Theorem 4.4, Wang et al. (2022))
Inflated-AdaFilter-BH	Asymptotic (Implied by Theorem 4.4, Wang et al. (2022))
CoFilter-BH	No proven guarantee
BH	No proven guarantee
AdaPT	No proven guarantee
CAMT	Asymptotic (Theorem 3.8, Zhang and Chen (2022))
IHW	No proven guarantee
Adaptive-BH	No proven guarantee
BY	Finite (Theorem 1.3, Benjamini and Yekutieli (2001))
Adaptive-CoFilter-BH	No proven guarantee
Inflated-ParFilter	Finite (Theorem 3.6)
Non-adaptive-ParFilter	No proven guarantee

Table E.2. Summary of the type of FDR_{rep} control provided by each method compared in the simulations of Appendix E.3—i.e., finite-sample, asymptotic as $m \rightarrow \infty$, or none at all.

then implementing the Inflated-ParFilter may not be necessary for large-scale meta-analyses with many features, as it was shown here to have low power despite its appealing .

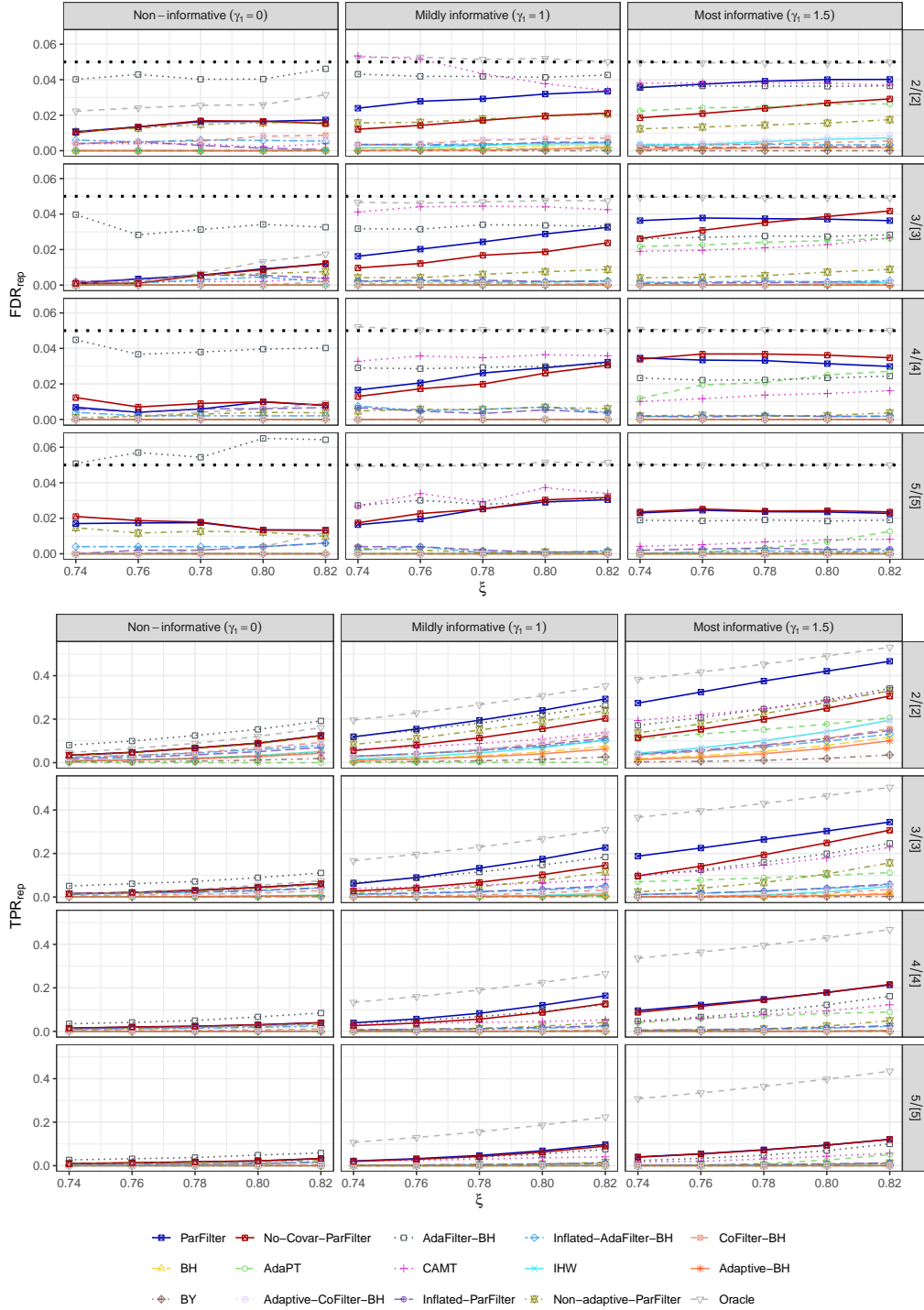


Figure E.1. Empirical FDR_{rep} and TPR_{rep} of the compared methods for the simulations in Appendix E.1 based on 500 simulated datasets, for testing 2/[2], 3/[3], 4/[4], and 5/[5] replicability under independence of base p -values across features. Logistic parameters $\gamma_1 = 0, 1$, and 1.5 , denoted as non-informative, mildly informative, and most informative respectively. Effect size parameters $\xi = 0.72, 0.74, 0.76, 0.78, 0.80, 0.82$.

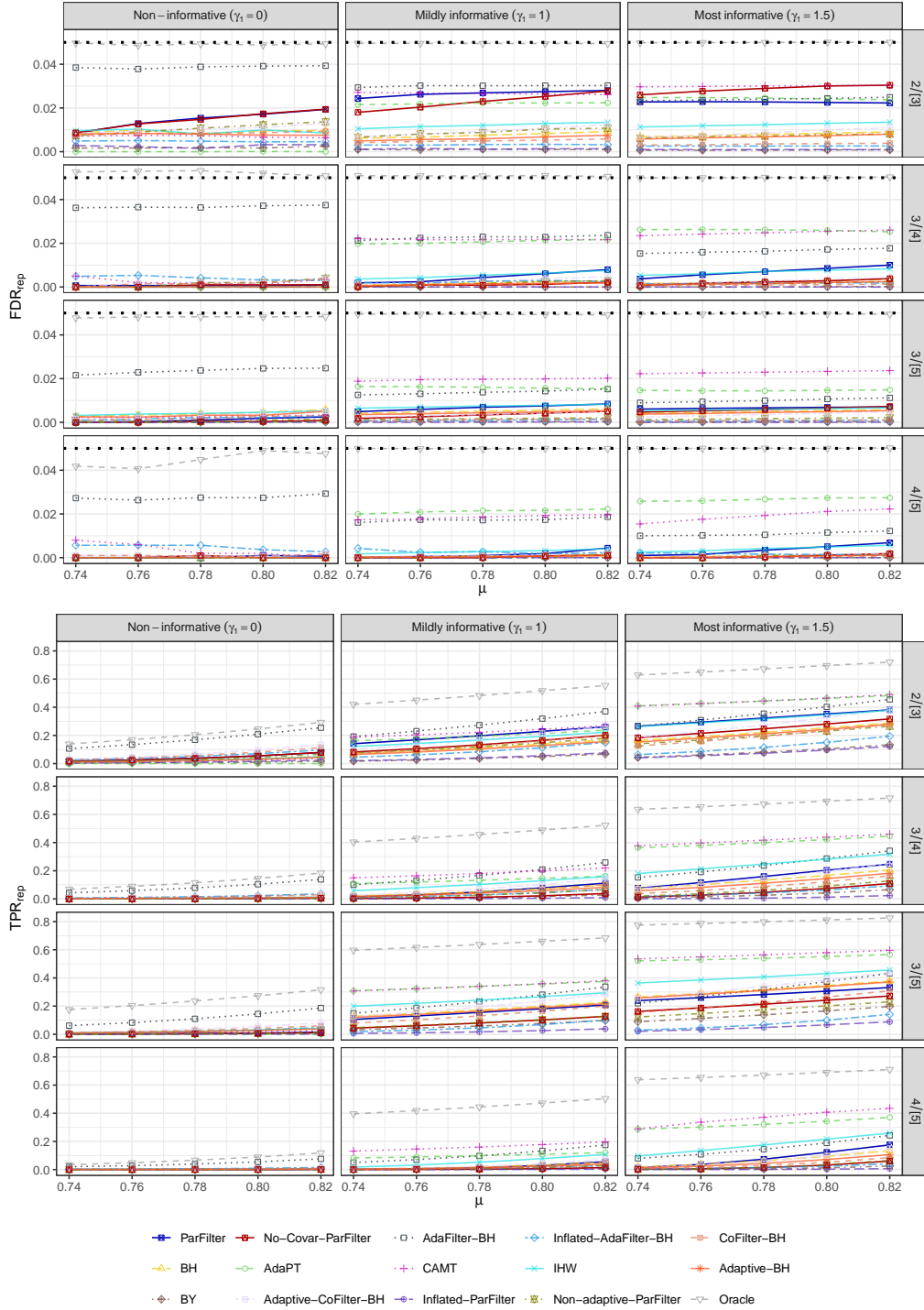


Figure E.2. Empirical FDR_{rep} and TPR_{rep} of the compared methods for the simulations in Appendix E.2 based on 500 simulated datasets, for testing 2/[3], 3/[4], 3/[5], and 4/[5] replicability under independence of base p -values across features. Logistic parameters $\gamma_1 = 0, 1$, and 1.5 , denoted as non-informative, mildly informative, and most informative respectively. Effect size parameters $\xi = 0.72, 0.74, 0.76, 0.78, 0.80, 0.82$.

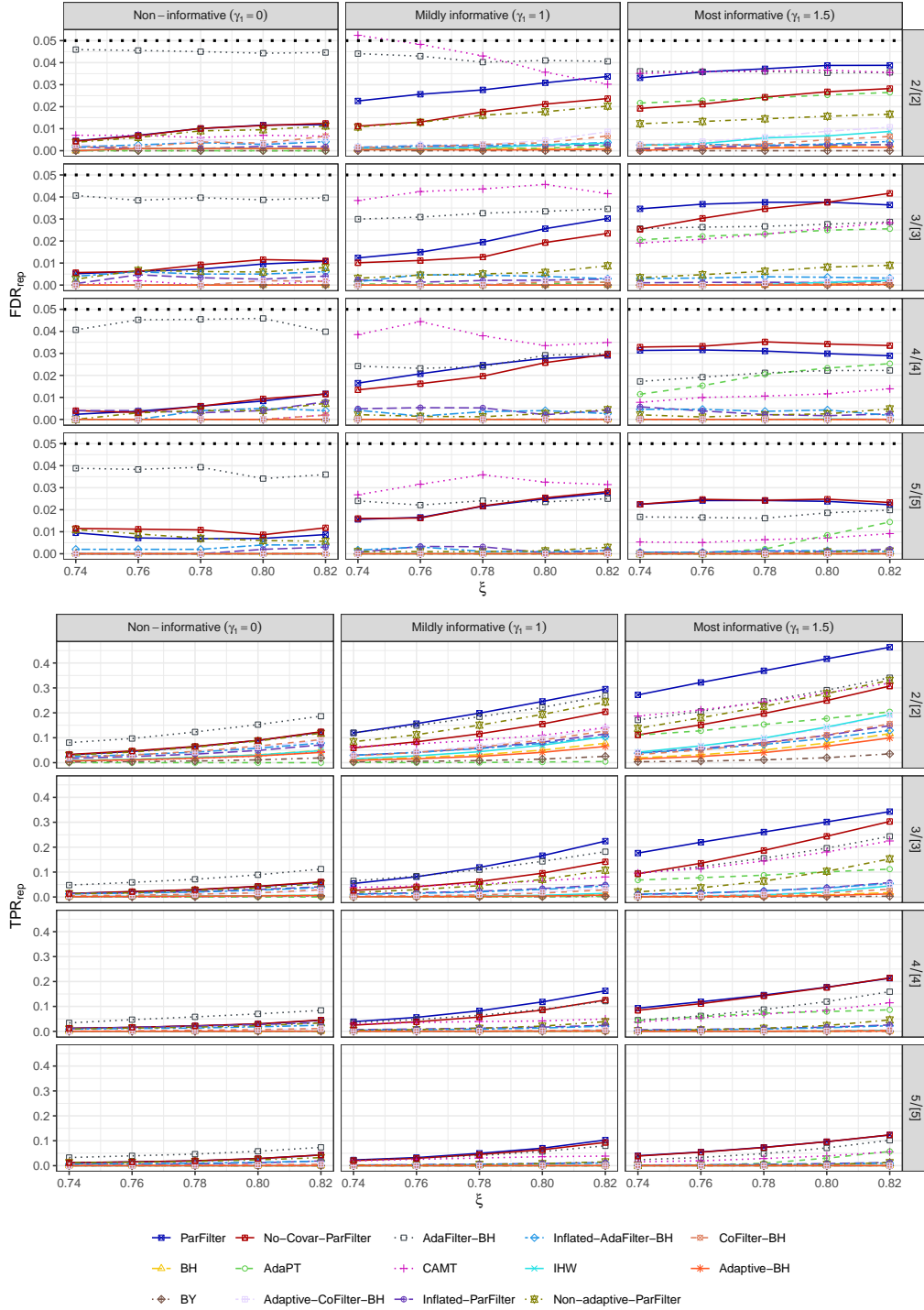


Figure E.3. Empirical FDR_{rep} and TPR_{rep} of the compared methods for the simulations in Appendix E.3 based on 500 simulated datasets, for testing 2/[2], 3/[3], 4/[4], 5/[5] replicability under AR(1) correlation of base p -values across features. Logistic parameters $\gamma_1 = 0, 1$, and 1.5 , denoted as non-informative, mildly informative, and most informative respectively. Effect size parameters $\xi = 0.72, 0.74, 0.76, 0.78, 0.80, 0.82$.

APPENDIX F. IMPLEMENTATION OF THE ORACLE PROCEDURE

The *optimal* FDR procedure achieves the highest expected number of true discoveries among all procedures that control finite-sample FDR (Heller and Rosset, 2020, Sec. 2.1). In this section, we describe the implementation of the oracle procedure used in Appendix E, which served as a computationally simpler alternative to the optimal FDR procedure. The oracle procedure follows a similar approach to that of Sun and Cai (2007) and avoids the need to solve the complex optimization problem required by the optimal FDR procedure (Heller and Rosset, 2020, Sec. 2.4).

For each $i \in [m]$, let $\psi_i^{u/[n]} \equiv \Pr(H_i^{u/[n]} \text{ is true} | \mathbf{P}, \mathbf{X})$ denote the probability that $H_i^{u/[n]}$ is true given \mathbf{P} and \mathbf{X} . Moreover, let $\psi_{(1)}^{u/[n]} \leq \dots \leq \psi_{(m)}^{u/[n]}$ denote the order statistics of $\psi_1^{u/[n]}, \dots, \psi_m^{u/[n]}$. For a target FDR_{rep} level q , the oracle procedure computes a rejection index

$$(F.1) \quad \hat{l} \equiv \max \left\{ l \in [m] : \frac{\sum_{i \in [l]} \psi_{(i)}^{u/[n]}}{l \vee 1} \leq q \right\}$$

and returns the rejection set

$$\hat{\mathcal{R}}^{\text{Oracle}} \equiv \begin{cases} \{i \in [m] : \psi_i^{u/[n]} \leq \psi_{(\hat{l})}^{u/[n]}\} & \text{if } \hat{l} \text{ exists;} \\ \emptyset & \text{otherwise.} \end{cases}$$

By design, $|\hat{\mathcal{R}}^{\text{Oracle}}| = \hat{l}$ if \hat{l} exists.

The oracle procedure has finite-sample FDR_{rep} control at level q because:

$$\begin{aligned} \text{FDR}_{\text{rep}}(\hat{\mathcal{R}}^{\text{Oracle}}) &\equiv \mathbb{E} \left[\frac{\sum_{i \in \hat{\mathcal{R}}^{\text{Oracle}}} I\{i \in \mathcal{H}^{u/[n]}\}}{|\hat{\mathcal{R}}^{\text{Oracle}}| \vee 1} \right] \\ &= \mathbb{E} \left[\mathbb{E} \left[\frac{\sum_{i \in \hat{\mathcal{R}}^{\text{Oracle}}} I\{i \in \mathcal{H}^{u/[n]}\}}{|\hat{\mathcal{R}}^{\text{Oracle}}| \vee 1} \middle| \mathbf{P}, \mathbf{X} \right] \right] \\ &= \mathbb{E} \left[\mathbb{E} \left[\frac{\sum_{i \in [\hat{l}]} \psi_{(i)}^{u/[n]}}{\hat{l} \vee 1} \middle| \mathbf{P}, \mathbf{X} \right] \right] \\ &\stackrel{(a)}{\leq} q \end{aligned}$$

where (a) follows from the definition of \hat{l} in (F.1). Note, the proof above assumes \hat{l} exists when \mathbf{P} and \mathbf{X} are given. If \hat{l} does not exist, then the proof still holds because then

$$\mathbb{E} \left[\mathbb{E} \left[\frac{\sum_{i \in \hat{\mathcal{R}}^{\text{Oracle}}} I\{i \in \mathcal{H}^{u/[n]}\}}{|\hat{\mathcal{R}}^{\text{Oracle}}| \vee 1} \middle| \mathbf{P}, \mathbf{X} \right] \right] = \mathbb{E} \left[\mathbb{E} \left[\frac{0}{|\emptyset| \vee 1} \middle| \mathbf{P}, \mathbf{X} \right] \right] = 0 \leq q.$$

APPENDIX G. ADDITIONAL REPLICABILITY ANALYSIS RESULTS FROM SECTION 5

Below, we highlight seven genes from Table 5.1, aside from F11r, Mknk2, and Mreg, that have known associations with autoimmune diseases.

- **Escsr**: Feng et al. (2024) found a strong association between Escsr expression and ulcerative colitis, an autoimmune related disease affecting the digestive tract.
- **Jarid2**: Pereira et al. (2014) discovered that Jarid2 is associated with the maturation of invariant natural killer T (iNKT) cells. iNKT cells are known to profoundly influence autoimmune disease outcomes in humans and animals (Hammond and Kronenberg, 2003).

- Ktn1: Lu et al. (2005) found links between Ktn1 and Behçet’s syndrome, a rare autoimmune related disease that causes inflammation in blood vessels.
- Ncl: Lupus erythematosus is an autoimmune disease associated with dysfunction of C1QTNF4, a protein strongly linked to Ncl (Vester et al., 2021).
- Bcl2l2: While primarily recognized for its role in regulating cell death, Bcl2l2 has also been associated with autoimmunity in mice and human males (Tischner et al., 2010)
- Fxyd3: Yang et al. (2023) concluded that targeting Fxyd3 may offer a potential therapeutic approach for treating psoriasis, a common autoimmune skin disease.
- Rel1: The tumor necrosis factor receptor superfamily (TNFRSF) are proteins that are important therapeutic targets for autoimmune diseases (Croft et al., 2024). Rel1 is functionally associated with Relt, a member of the TNFRSF.

(Ninh Tran) SCHOOL OF MATHEMATICS AND STATISTICS, UNIVERSITY OF MELBOURNE, AUSTRALIA
Email address: `ninht@student.unimelb.edu.au`

(Dennis Leung) SCHOOL OF MATHEMATICS AND STATISTICS, UNIVERSITY OF MELBOURNE, AUSTRALIA
Email address: `dennis.leung@unimelb.edu.au`