

Multilingual vs Crosslingual Retrieval of Fact-Checked Claims: A Tale of Two Approaches

Alan Ramponi,^{1*} Marco Rovera,^{1*} Robert Moro,² Sara Tonelli¹
{alramponi,m.rovera,satonelli}@fbk.eu, robert.moro@kinit.sk

¹ Fondazione Bruno Kessler, Trento, Italy

² Kempelen Institute of Intelligent Technologies, Bratislava, Slovakia


Abstract

Retrieval of previously fact-checked claims is a well-established task, whose automation can assist professional fact-checkers in the initial steps of information verification. Previous works have mostly tackled the task monolingually, i.e., having both the input and the retrieved claims in the same language. However, especially for languages with a limited availability of fact-checks and in case of global narratives, such as pandemics, wars, or international politics, it is crucial to be able to retrieve claims across languages. In this work, we examine strategies to improve the multilingual *and* crosslingual performance, namely selection of negative examples (in the supervised) and re-ranking (in the unsupervised setting). We evaluate all approaches on a dataset containing posts and claims in 47 languages (283 language combinations). We observe that the best results are obtained by using LLM-based re-ranking, followed by fine-tuning with negative examples sampled using a sentence similarity-based strategy. Most importantly, we show that crosslinguality is a setup with its own unique characteristics compared to the multilingual setup.¹

1 Introduction

Fighting online mis/disinformation is a challenging task for professional fact-checkers and human moderators alike, given that false information spreads six times faster than true information (Vosoughi et al., 2018). In the fact-checking pipeline, one of the tasks that can remarkably speed up operators’ activity and support their work is *previously fact-checked claim retrieval* (PFCR), defined as follows (Pikuliak et al., 2023; Shaar et al., 2020): “Given a text making an input claim (e.g., a social media post) and a set of previously fact-checked

^{*}These authors contributed equally to this work.

¹  Code and data will be made publicly available upon acceptance.

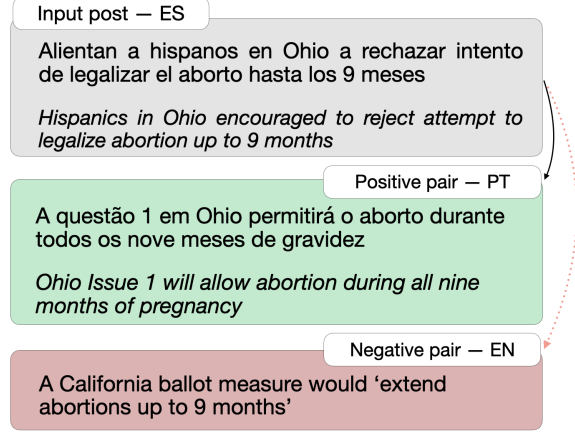


Figure 1: Input post paired with a previously fact-checked claim related to the same event (*positive pair*) and a claim that is similar to the input post but unrelated (*negative pair*), which can be used to fine-tune a retriever. Redacted examples from MultiClaim dataset (Pikuliak et al., 2023).

claims, the task is to rank the fact-checked claims so that those that are the most relevant with respect to the input claim are ranked as high as possible.”

The task, whose goal is to avoid fact-checking the same claim again and taking advantage of existing verified knowledge, is meant to address different operators’ needs. For example, a fact-checking agency may want to reuse the internal knowledge collected over the years mainly in a *monolingual* fashion, i.e., when input and retrieved claims are in the same language. Another option may concern cases in which a fact-checking agency needs to verify a global narrative (e.g., related to COVID-19) and is interested in retrieving already fact-checked claims in any language, regardless of the language of the input claim. This case requires a *multilingual* approach. Finally, fact-checkers may be aware of the fact that a narrative arising in their country was already present and debunked in other countries (or other languages of their country), so they need to retrieve fact-checked claims in a language that is

different from their input claim. In this case the required approach is *crosslingual*. Figure 1 illustrates this last case, with an input post in Spanish, the associated fact-checked claim in Portuguese and a similar unrelated claim in English, which can make it difficult to retrieve the correct one.

Most prior works such as Shaar et al. (2020) and Hardalov et al. (2022) tackled the task monolingually focusing on English. Few recent works have proposed to extend the task to multilingual setups (Pikuliak et al., 2023; Panchendrarajan et al., 2025), following the initiatives by international fact-checking agencies aimed at sharing and connecting the different databases of verified information.² Only two works so far addressed the task in crosslingual setups, with the input claim being always in a different language than the retrieved fact-checked claims (Pikuliak et al., 2023; Vykopal et al., 2025). Both confirm that crosslingual PFCR is a very challenging task, and show the potential of translating posts and fact-checks into English, especially for low-resource languages.

Despite the promising performance obtained through translation, however, a range of new multilingual embedding models (e.g., mE5; Wang et al., 2024b) and LLMs (e.g., Qwen; Yang et al., 2024) have been released, which could greatly benefit crosslingual tasks. Furthermore, prior works have shown a positive impact of fine-tuning these models on PFCR data, specifically when using (multiple) negative examples (Pikuliak et al., 2023; Neumann et al., 2023). However, specific strategies tailored to the task and focused on crosslingual retrieval were left unexplored.

To address this gap, we compare supervised and unsupervised PFCR in multilingual and crosslingual setups, identifying the best strategies and experimental settings for the task without resorting to translation. In particular, we investigate three main aspects: **(RQ1)** how the different text embedding models for retrieval and re-ranking perform on the task, **(RQ2)** what strategies should be used to select negative examples in a supervised framework and how these compare to unsupervised approaches, and **(RQ3)** what the specifics of crosslingual setup are compared to the multilingual one. We carry out our experiments on a dataset derived from the publicly available MultiClaim dataset (Pikuliak et al., 2023), which we curate specifically for multilingual and crosslingual PFCR containing 283 lan-

guage combinations and ensuring proper data splits to prevent data contamination.

2 Related Work

Previously fact-checked claim retrieval, also known as claim matching or claim detection, is a standard task in fact-checking pipeline, both manual and automated (Panchendrarajan and Zubiaga, 2024; Vykopal et al., 2024), and it can also serve as a signal of content credibility (Srba et al., 2024). It was addressed by a series of CheckThat! Lab shared tasks organized at CLEF in 2020 (Barrón-Cedeño et al., 2020), 2021 (Shaar et al., 2021), and 2022 (Nakov et al., 2022); most recently it was also part of a SemEval 2025 shared task.³

Due to the relative popularity of the task, there is a range of existing relevant datasets as summarized in recent surveys by Panchendrarajan and Zubiaga (2024) and Srba et al. (2024). These resources differ in the number of included languages, data volume, means of identification of pairs between input social media posts and fact-checked claims, and in sources of input posts. The highest number of input posts is in CrowdChecked ($\approx 300k$; Hardalov et al., 2022) and MuMiN ($\approx 21M$; Nielsen and McConville, 2022); however, they either contain a high level of noise in the identified pairs (the former) or do not explicitly provide the pairs (the latter). The most linguistically diverse datasets are MuMiN with 41 languages (Nielsen and McConville, 2022), MultiClaim with 27 languages in posts and 39 languages in fact-checked claims (Pikuliak et al., 2023), and MMTweets with 4 languages in posts and 11 languages in fact-checked claims (Singh et al., 2024). Other relevant multilingual datasets (focusing on distinct, but related tasks) include the EUvsDisinfo dataset of disinformation articles matched with trustworthy articles from credible sources (Leite et al., 2024) and MultiClaimNet combining three existing datasets (including MultiClaim) and enriching them with identified claim clusters (Panchendrarajan et al., 2025). Despite this linguistic diversity, crosslingual retrieval remains underexplored for the task, also due to the fact that the identified pairs of fact-checks and input posts are often in the same language.

Regarding the approaches employed for PFCR, the existing works most typically employ one or more text embedding models to encode input posts and claims and similarity search (Shaar et al., 2021;

²<https://www.poynter.org/ifcn/>

³<https://semeval.github.io/SemEval2025/tasks>

Pikuliak et al., 2023; Martín et al., 2022). Occasionally, a re-ranker is employed (Shaar et al., 2021), the models are fine-tuned for the task (Pikuliak et al., 2023; Kazemi et al., 2021), or both approaches are combined (Hardalov et al., 2022). Most recently, LLMs have been also employed in zero- and few-shot settings for PFCR using a range of prompting strategies (Vykopal et al., 2025; Pisarevskaya and Zubiaga, 2025), highlighting that no single strategy proved as the best overall and also that the performance is lower for low-resource languages. Finally, Neumann et al. (2023) proposed to use multiple negative examples during fine-tuning of the embedding models improving the overall retrieval performance. In our work, we extend this approach by exploring and comparing a wider range of selection strategies and fine-tuned models.

3 Dataset

To perform our experiments, we extract a subset of the MultiClaim v2 dataset.⁴ The dataset is composed of pairs of *posts* and *fact-checked claims*, which can be in different languages, provided that each post is linked to at least one claim (see Figure 1). It is constructed by extracting claims from fact-checking articles obtained through Google Fact-Check Explorer API or via custom scrapers and links to posts from the ClaimReview schema⁵ provided directly by the fact-checkers in the articles. Additional pairs are created through fact-checking labels on the Meta platforms (Facebook and Instagram). We work only with posts’ text (i.e., omitting text extracted from OCR’ed images as it is too noisy) in their original languages. We include only languages represented with at least 180 posts and keep only the fact-checked claims that have at least one paired post.

Next, we split posts, fact-checked claims, and pairs into training, development, and test sets stratified by language by withholding 10% of the data for development and 10% for testing. We also ensure that no fact-checked claim appears in more than one split (i.e., not only posts are split, but also the search spaces differ across the splits to prevent data contamination and to have a less biased estimate of the true retrieval performance). The data distribution is shown in Table 1. For the full list of

⁴MultiClaim v2 is an updated version of the original MultiClaim dataset (Pikuliak et al., 2023) and is available at: <https://doi.org/10.5281/zenodo.15413169>

⁵<https://www.claimreviewproject.com/>

	Multilingual	Crosslingual
# posts	55,421	7,975
<i>training set</i>	44,553	6,343
<i>development set</i>	5,185	782
<i>test set</i>	5,683	850
# fact-checks	52,911	7,869
<i>training set</i>	41,060	6,118
<i>development set</i>	5,706	850
<i>test set</i>	6,145	901
# pairs	63,913	9,066
<i>training set</i>	51,658	7,261
<i>development set</i>	5,880	876
<i>test set</i>	6,375	929

Table 1: Distribution of social media posts, fact-checked claims, and their pairs across train, development, and test splits for the multilingual and crosslingual setups.

supported languages and their distribution across posts and fact-checks, see Table 4 in Appendix A.

With 47 languages in total (30 languages represented in the posts, 46 languages in the fact-checked claims) and 283 language combinations, the experiments reported in this paper are carried out (to the best of our knowledge) with the most linguistically diverse dataset for PFCR to date.

4 Methodology

In line with previous work, we cast PFCR as a ranking task. Specifically, given a post p and a set of fact-checked claims $c_1, \dots, c_n \in C$ that includes the gold claim c_p for the given post, the goal is to rank the fact-checked claims so that c_p ranks as high as possible. We design unsupervised and supervised approaches, and for both of them we preliminarily compute and index, for each post and fact-checked claim in the dataset, the corresponding text embedding representation.

In the **unsupervised setting**, in the first stage, we use similarity-based dense retrieval to rank the available fact checks. In a further step, we apply re-ranking to the retrieved fact-checks in order to improve accuracy. To this end, we evaluate two re-ranking techniques: cross-encoder re-ranking and LLM-based re-ranking (for a comparison, see Déjean et al., 2024). While cross-encoder re-rankers (Nogueira and Cho, 2019) work by comparing query-document pairs and produce a relatedness or similarity score as output, LLM-based re-rankers (Muennighoff, 2022; Sun et al., 2023) are *instructed to generate* a ranking of a set of documents given a query, thus harnessing the reasoning capabilities of the underlying model.

In the **supervised setting**, both positive and negative examples are required to fine-tune text embedding models. Although positive examples can be easily obtained from the pairs of post and fact-checks in the dataset, there is not a single and well-established way to select negative examples for training. Previous work has mainly focused on random sampling (Pikuliak et al., 2023), i.e., creating a negative example by pairing a given post with a fact-checked claim randomly picked from those not associated with the input post. Albeit straightforward, such a strategy leads to rapid saturation of the training set because negative and positive examples can be easily discriminated after a few training iterations. We therefore design two approaches to mitigate training set saturation during fine-tuning through the sampling of challenging negative pairs.

Specifically, we experiment by sampling topically relevant (topic) and semantically similar (similarity) negative pairs, using the random strategy as a baseline for comparison. An example of negative pair based on similarity is reported in Figure 1, with the fact-checked claim sharing terms such as ‘abortion’ and ‘9 months’ with the input post. This example is very challenging for the model, since it should be able to discriminate between measures on abortion proposed in California and in Ohio. On the contrary, pairs sampled randomly may be fully unrelated, and the classifier may learn to discriminate them simply because they are about completely different topics. Furthermore, we investigate the impact of using a varying number k of negative examples on performance across our negative sampling strategies and the random sampling baseline.

For topic, we compute text embeddings for both posts and fact-checked claims and cluster them through topic modeling,⁶ and then create k negative pairs by selecting and associating to the post a number k of fact-checks at random from within the same cluster to which the post belongs.⁷ For similarity, we compute the cosine similarity between each post and all the fact-checked claims and create k negative pairs by associating each post to the top- k most similar fact-checks. In creating all negative pairs, we ensure that each sampled fact-

checked claim is not already associated with the post as a positive pair. In order to avoid costly computation during fine-tuning and ensure reproducibility, we create negative examples across strategies offline and serialize them to be used at training time. Technical details on models and hyper-parameters are provided in Section 5.2.

5 Experimental Setup

We experiment with unsupervised retrieval with and without re-ranking (Section 5.1) and supervised retrieval using three negative sampling strategies and a varying amount of negatives (Section 5.2). We evaluate these approaches on the test set in two data settings: *i)* a *multilingual* setting, without distinction between monolingual and crosslingual pairs, and *ii)* a *crosslingual* setting, including only post-claim pairs in different languages. We rely on two widely used text embedding models of varying size for comparing the two approaches, namely multilingual-e5-large and paraphrase-multilingual-mpnet-base-v2, and further compare performance for 14 additional models in the unsupervised setting.⁸ All configurations are evaluated using *Pair Success at 10* (S@10) and *Mean Reciprocal Rank at 10* (MRR@10). The former measures, for each post, whether the paired claim appears in the top-10 retrieved results, while the latter also considers its position (rank).

5.1 Unsupervised Text Embedding Models

We select 16 among the most recent, top performing multilingual embedding models, resulting in a diverse set of architectures, pre-training techniques, number of parameters (278M–7B) and data, including the use of synthetic data. Models have been selected based on their performance for the Retrieval task in the Multilingual Text Embedding Benchmark⁹ (Enevoldsen et al., 2025). Experiments¹⁰ are run on both the *test* set (in order to ensure fair comparison with the supervised approach) and the *full* set of claims in the dataset. This enables us to estimate the scalability capabilities of the models. In fact, while in the

⁶We use BERTopic (Grootendorst, 2022) for topic modeling and multilingual-e5-large for text embeddings.

⁷In the case there are $\leq k$ fact-checked claims in the cluster, we draw them from a cluster of uncategorized fact-checks (i.e., without assigned topic) as a fallback. This is similar in spirit to random selection.

⁸We select two widely-used models for the supervised setting due to computational constraints. mpnet was selected as it was the best multilingual model in Pikuliak et al. (2023).

⁹<https://huggingface.co/spaces/mteb/leaderboard>, last visited 05/13/2025.

¹⁰All experiments have been conducted on a single Nvidia A40 GPU, equipped with 48 GB RAM.

test set the claims set C consists of over 6,100 claims, in the full setting the model is required to rank over 52,000 claims for each submitted post. To this end, we test traditional models like mpnet and MiniLM (Reimers and Gurevych, 2019), encoder-based models like bge-m3 (Chen et al., 2024), jina-embeddings-v3 (Sturua et al., 2024), multilingual-e5-large (Wang et al., 2024b), snowflake-arctic-embed-l-v2.0 (Yu et al., 2024) and gte-multilingual-base (Zhang et al., 2024), as well as LLM-based models like bge-multilingual-gemma2 (Chen et al., 2024), E5-mistral-7b (Wang et al., 2024a), Linq-Embed-Mistral (Choi et al., 2024), KaLM-embedding-multilingual-mini-v1 (Hu et al., 2025), gte-Qwen2-7B-instruct (Li et al., 2023b). Where available, we include instruct versions. While prioritizing open source and research models, we also test OpenAI’s text-embedding-3-large (OpenAI, 2024) as a benchmark. For re-rankers, we use bge-reranker-v2-m3¹¹ (Li et al., 2023a) (cross-encoder) and RankGPT (Sun et al., 2023) (LLM-based). We test the RankGPT re-ranker (Sun et al., 2023) on the 3 best performing embedding models in retrieval (on the test set).¹² The only hyper-parameter for re-ranking, i.e., the top- n claims to re-rank, has been explored in a preliminary phase, experimenting with $n \in [20, 30, 50, 100]$. We found 20 and 30 to be the best values. In order not to introduce additional burden to our already composite experimental setup, throughout the paper we report the re-ranking results with top- $n = 30$.

5.2 Supervised Text Embedding Models

We employ multilingual-e5-large and paraphrase-multilingual-mpnet-base-v2 as our pretrained text embedding models to fine-tune. We select them since they are widely used models, represent varied parameter sizes (278M–560M), and can be fine-tuned on an average GPU¹³ without the need for a costly computing infrastructure. We use multiple negatives ranking loss and perform

¹¹<https://huggingface.co/BAAI/bge-reranker-v2-m3>

¹²This choice was motivated by both computational and funding reasons, as each experiment, only considering the test set, costed approx \$50. The three models have been chosen, because of their already high performance in pure retrieval, and to enable comparison with the supervised approach (multilingual-e5-large).

¹³We rely on a single Tesla V100-SXM2-32GB GPU.

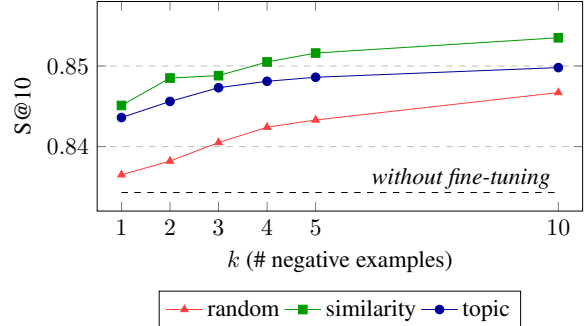


Figure 2: **Multilingual S@10** performance across negative sampling strategies and number of negative examples k for the fine-tuned multilingual-e5-large model on the **development** set. Reported results are averaged over three runs using different seeds. The dashed line indicates results when no fine-tuning is conducted.

hyper-parameter tuning for selecting the best value for the learning rate (among $1e-9$, $5e-9$, $1e-8$, $5e-8$, $1e-7$), the batch size (4, 8, 16), and warm-up steps (800, 1,600) based on S@10 multilingual performance on the development set for both models using all negative sampling approaches. We select $1e-8$ as the learning rate, 8 as batch size, and 1,600 as warm-up steps. The full list of hyper-parameters is reported in Appendix C.1.

To select the model configurations to be used for test set evaluation, we further investigate which number k of negative examples provides the best overall performance across models and the three negative sampling strategies. For stability, we run each model configuration three times, each with a different seed, and report average results. We experiment with $k \in [1, 2, 3, 4, 5, 10]$ and find that using $k = 10$ negative examples provides the best overall performance for all strategies on the development set. As shown in Figure 2 for the fine-tuned multilingual-e5-large model, similarity consistently outperforms both the topic and random strategies according to the S@10 multilingual score, with the best results obtained when using 10 negatives. These results are consistent with those obtained when fine-tuning paraphrase-multilingual-mpnet-base-v2 (cf. Figure 15 in Appendix C.2) and motivate our selection of $k = 10$ for test set evaluation.

6 Results and Discussion

In this section, we present the results obtained on the test set using the unsupervised (Section 6.1) and supervised (Section 6.2) approaches, along with a detailed discussion. We then compare the two

approaches and discuss limitations and future opportunities for research (Section 6.3).

6.1 Unsupervised Results

Retrieval In the *multilingual* setting (Figure 3 – top, purple bars) text-embedding-3-large leads the ranking, with bge-multilingual-gemma2 as the best open source model and multilingual-e5-large as the best lightweight model. This trend is consistent across the test and the full data settings, as well as across both metrics (for all details on multilingual evaluation, see Table 5 and Figure 5 in Appendix B). The *crosslingual* setting (Figure 3 – bottom, purple bars) which proved more challenging, provides a different picture, with bge-multilingual-gemma2 scoring the best result on the test set and gte-multilingual-base ranking first on the full set of claims, with the two models outperforming text-embedding-3-large by a margin of 4.22 and 4.61 points for S@10 respectively. Also in this case, results are consistent across the two adopted metrics (for all details on crosslingual evaluation, see Table 6 and Figure 6 in Appendix B).

Re-ranking For cross-encoder re-ranking, results show different effects across models and linguistic settings. In the *multilingual* setting, the effect of re-ranking is nuanced: compared to pure retrieval, in terms of S@10 (Figure 3 – top, orange bars), it boosts the performance of weaker and moderately increases performance in mid-performing models, but it reduces the performance of high-performing models. This is further confirmed by looking at MRR@10, which shows that cross-encoder re-ranking, while increasing pair success in most cases, does not yield *better* rankings, except for low-performing models (for the complete results on multilingual re-ranking, please refer to Table 5 and Figures 7, 8, 9 and 10 in Appendix B). In fact, in the multilingual setup, cross-encoder re-ranking has an average S@10 gain of 1.37 and 1.77 points on the test and the full set respectively, while MRR@10 shows an average increase of 0.6 and 0.02 points, respectively.

The effects of re-ranking, by contrast, emerge much more clearly in the *crosslingual* setting (Figure 3 – bottom, purple and cyan bars). In fact, in this case cross-encoder re-ranking proves effective in boosting performance across all models, both in terms of S@10 and in terms of MRR@10, thus yielding better quality rankings, with an average

gain of 5.32 and 4.93 points for S@10 (see details in Tables 11 and 13 in Appendix B) and 8.81 and 7.04 points for MRR@10 (Tables 12 and 14 in Appendix B). LLM-based re-ranking, on the other hand, demonstrates superior performance in both multi- and crosslingual setups and on both metrics. Indeed, it results in an average increase of 2.4 points for S@10 and 4.4 points for MRR@10, besides yielding the best overall result on the dataset (see Table 2).

Model	Multilingual		Crosslingual	
	S@10	MRR@10	S@10	MRR@10
multilingual-e5-large	0.8324	0.8024	0.7283	0.6140
bge-multilingual-gemma2	0.8403	0.8104	0.8005	0.6559
text-embedding-3-large	0.8608	0.8212	0.7775	0.6328

Table 2: **Multilingual** and **crosslingual** performance on the **test** set for LLM-based re-ranking using RankGPT (Sun et al., 2023) (top- $n = 30$).

Overall, our unsupervised experiments highlight the following relevant patterns: *a)* with the exception of bge-multilingual-gemma2, which shows high performance in both contexts, models that perform best in the multilingual setting do not perform equally well in the crosslingual setting, and vice versa. This, once again, reflects the uniqueness of the crosslingual context. There are many aspects that may influence this outcome, both linguistic (e.g., language coverage, quality/quantity of training data, use of synthetic data) and technological (e.g., pre-training methods) and we intend to further analyze these aspects in the near future. *b)* Re-ranking proves effective in many cases, although its contribution is more evident in the crosslingual case. Also, albeit tested on a limited number of models, LLM-based re-ranking yields major performance improvements w.r.t. cross-encoder re-ranking, but it comes at a higher computational cost. *c)* Encoder-based embedding models often outperform many LLM-based embeddings. This might be due to different reasons, including the fact that we tested all systems zero-shot without using prompting. *d)* Finally, the unsupervised approach shows remarkable scaling capabilities, achieving very competitive results in ranking tens of thousands of claims, especially if coupled with LLM-based re-ranking. This makes the approach a valuable tool for deployment in real-world use cases.

6.2 Supervised Results

For supervised experiments, we observe that fine-tuning models using similarity as a negative

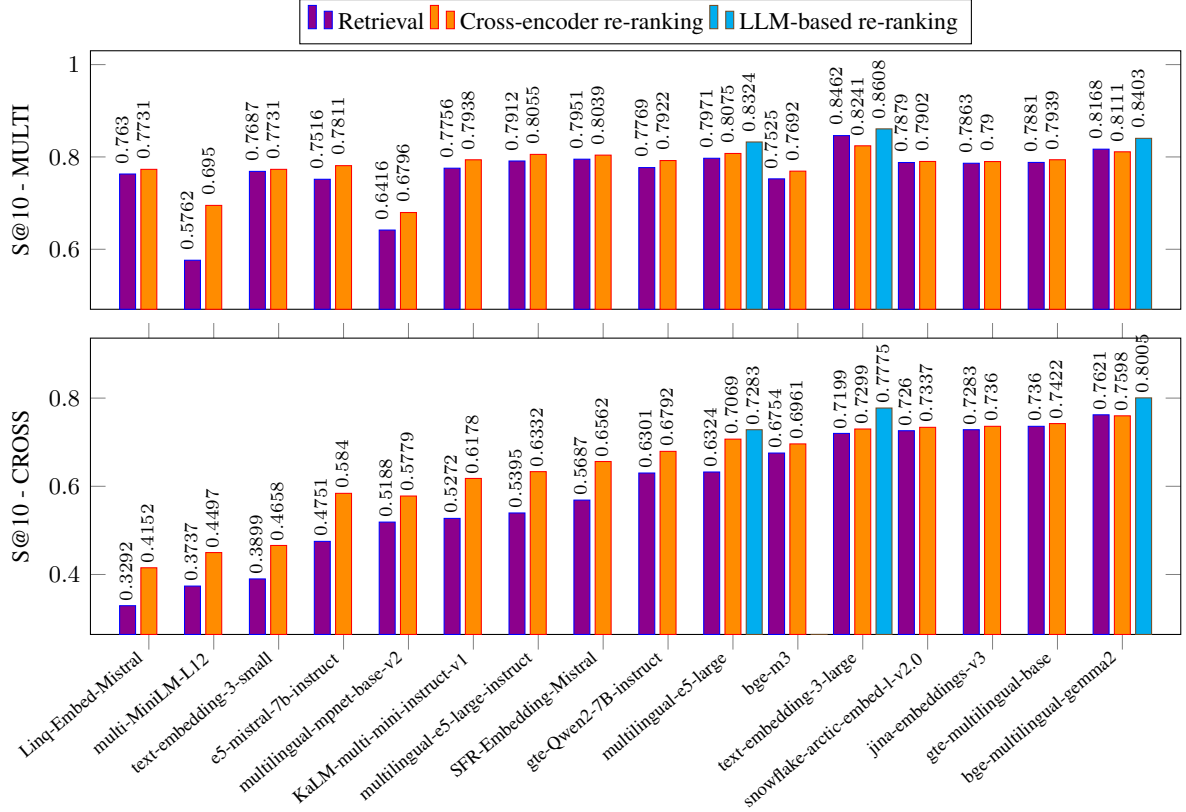


Figure 3: **Test** data performance (S@10) for retrieval and re-ranking, in **multilingual** (top) and **crosslingual** (bottom) settings. Results are sorted by crosslingual *retrieval* performance.

sampling strategy consistently improves the performance over the topic approach as well as the random selection baseline in both *multilingual* and *crosslingual* settings (Table 3). Among the two models, multilingual-e5-large provides the best overall results across all the strategies, showing an improvement of 0.94 and 4.96 S@10 points over random when using the similarity strategy in the multilingual and crosslingual setups, respectively. Although also the topic strategy outperforms the commonly employed random selection baseline (Pikuliak et al., 2023), it still lags behind the similarity approach (0.25 and 0.38 S@10 points in the multilingual and crosslingual setups). The similarity sampling strategy therefore appears to be a viable approach for selecting hard negative examples for fine-tuning due to both stable performance improvements over the other methods and because it does not rely on the costly computation of topic clusters of the topic strategy to draw negative examples from (Section 4).

Looking at the crosslingual S@10 performance across strategies and the number of negative examples (see Figure 4), we observe a large performance gain between the proposed strategies and

the random baseline and the unsupervised setting over all k values (results using MRR show the same trend, see Figure 16 in Appendix C.2). The topic strategy seems more effective when few negative examples are used for fine-tuning (i.e., < 5), whereas similarity confirms to be the most effective approach in the PFCR task when sampling ≥ 5 negative examples for each pair. Overall, compared to using multilingual-e5-large in an unsupervised fashion, fine-tuning it with just 10 negative examples selected using the similarity strategy leads to a multilingual S@10 score of 0.8228 (+2.57 points) and a crosslingual S@10 score of 0.7076 (+7.52 points). This indicates that our approach is effective even in the more challenging yet more widely relevant crosslingual setup.

6.3 Comparing Unsupervised and Supervised Approaches

Overall, by comparing the *test* results for the unsupervised and supervised approaches obtained by the best shared model (i.e., multilingual-e5-large, see Table 3), we observe that in both the multilingual and crosslingual setups the best results in terms of S@10

Model	Strategy	Multilingual	Crosslingual
multilingual-e5-large	retrieve	0.7971	0.6324
	c-e re-rank	0.8075	0.7069
	random	0.8134 \pm 0.0002	0.6580 \pm 0.0012
	topic	0.8203 \pm 0.0002	0.7038 \pm 0.0000
	similarity	0.8228 \pm 0.0001	0.7076 \pm 0.0000
	llm re-rank	0.8324	0.7283
paraphrase-multilingual-mpnet-base-v2	random	0.5955 \pm 0.0002	0.4758 \pm 0.0008
	topic	0.6206 \pm 0.0003	0.5014 \pm 0.0012
	similarity	0.6320 \pm 0.0002	0.5157 \pm 0.0000
	retrieve	0.6416	0.5188
	c-e re-rank	0.6796	0.5779

Table 3: **Multilingual** and **crosslingual** S@10 performance across negative sampling strategies (random, topic, similarity) for fine-tuned models on the **test** set compared to unsupervised strategies (retrieve, cross-encoder re-rank, llm-rerank). Results are ordered by increasing multilingual score; for the supervised setup we report averages with standard deviation over three runs using different seeds.

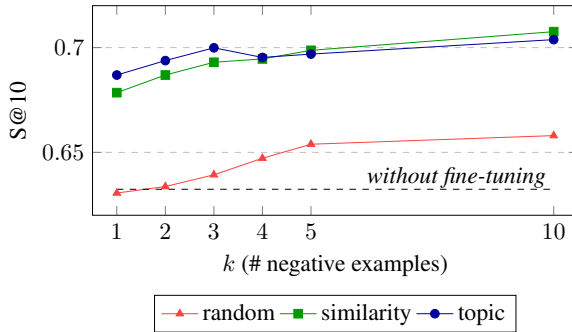


Figure 4: **Crosslingual** S@10 performance across negative sampling strategies and number of negative examples k for the fine-tuned multilingual-e5-large model on the **test** set. Reported results are averages over three runs using different seeds. The dashed line indicates results when no fine-tuning is conducted.

score are obtained by using LLM-based re-ranking (0.8324 and 0.7283, respectively), while the second best approach is based on fine-tuning with negative examples sampled using the similarity strategy (0.8228 for the multilingual setup and 0.7076 for the crosslingual one). All other approaches follow these two, with plain unsupervised retrieval showing the worst results in both scenarios, namely obtaining a S@10 score of 0.7971 in the multilingual setup and a S@10 score of 0.6324 in the crosslingual setup. Cross-encoder re-ranking provides close performance to the similarity approach in the crosslingual setup (S@10 score of 0.7069), while it outperforms only the plain unsupervised retrieval approach in the multilingual setup (S@10 score of 0.8075), therefore being worse than the supervised approach

using the random sampling strategy. As regards paraphrase-multilingual-mpnet-base-v2, results confirm that fine-tuning with similarity-sampled negatives is the best strategy in the supervised scenario (0.6320 and 0.5157 S@10 scores in the multilingual and crosslingual scenarios, respectively), but retrieval in an unsupervised fashion provides better performance (0.6416 and 0.5188), ranking after cross-encoder re-ranking (0.6796 and 0.5759). We speculate that this could be due to the small parameter size of this model, which could limit the learning of nuanced patterns from negative and positive pairs.

Moreover, in both unsupervised and supervised approaches, we observe a notable difference in the contribution of re-ranking and negative sampling, with a much more significant benefit in the crosslingual context. This shared pattern highlights the specificity of the crosslingual context and will be the subject of further investigation.

Overall, our experiments show that fine-tuning embeddings models with negative sampling leads to significant performance improvements, more evident for the crosslingual setup, but requires enough training data for sampling and implies an additional computational effort in the fine-tuning step. Unsupervised PFCR performance, instead, is more dependent on the re-ranking method: while cross-encoder re-ranking underperforms the supervised approach, LLM-based re-ranking yields the best overall performance, but comes at a high computational cost. On the other hand, the unsupervised approach does not require training data and scales well on larger amounts of data.

7 Conclusion

We carried out an extensive evaluation of unsupervised and supervised PFCR focusing on multilingual and crosslingual settings. We showed that results in the two settings are remarkably different, with crosslingual retrieval being much more challenging. Unsupervised learning with LLM-based re-ranking yields the best results, even outperforming the best supervised approach. Overall, our study highlights the importance of a thorough evaluation of embeddings models and the impact of re-ranking and negative sampling on retrieval performance. We believe that this kind of work could guide the development of PFCR systems tailored to fact-checkers' needs (multilingual vs crosslingual) and to the available computational resources.

Limitations

Despite the extensive set of experiments and comparisons, this work still has some limitations. A general issue affecting datasets like Multi-Claim, which are created by merging different fact-checkers’ databases, is the possibility that some pairs of posts and fact-checked claims have not been annotated as a positive pair, even if they should be. This is mainly due to the fact that different fact-checking agencies tend to curate better their (monolingual) database, while an extensive effort to annotate also cross-lingually is missing. This may affect the performance of the models as well as the set of sampled negatives.

Another possible issue is the different language representation in the dataset. As shown in Table 4, English posts are paired with fact-checked claims in almost all languages in our dataset, while some others such as Dutch or Romanian have only few crosslingual pairs. Current results and findings could change if we had a different language distribution in the data.

Finally, as detailed in Appendix A, we rely on automatic means to detect languages in posts and fact-checked claims. While we combine several approaches to increase robustness of detection and have also checked and corrected outlier cases (e.g., when Latin was recognized as a language), there might still be some noise in the language assignment in the data.

Ethics Statement

In the paper, we work with the MultiClaim dataset that has been published for research purposes only. We reuse it in line with its terms and conditions; e.g., we do not re-share the subset of data we used, but publish only the IDs together with information about additional metadata (i.e., identified languages), our defined data splits, a list of identified negative examples, and code to load the dataset and run the models and their fine-tuning.

As a part of the paper, we fine-tune text embedding models for the PFCR task. They are intended to be used as an assistance to human fact-checkers or moderators and not to be used in an automated way to fact-check the input claims, i.e., to ascertain their veracity based on the retrieved fact-checked claims.

Acknowledgments

This work was partially funded by the European Media and Information Fund (grant number 291191). The sole responsibility for any content supported by the European Media and Information Fund lies with the author(s) and it may not necessarily reflect the positions of the EMIF and the Fund Partners, the Calouste Gulbenkian Foundation and the European University Institute. It was also partially supported by the European Union under the Horizon Europe project AI-CODE, GA No. [101135437](#), the Slovak Research and Development Agency under the project Modermmed, GA No. APVV-22-0414, and the PNRR project FAIR – Future AI Research (PE00000013), under the NRRP MUR program funded by NextGeneration EU.

The authors also wish to acknowledge the TAILOR project funded by the European Union under the EU Horizon 2020, GA No. [952215](#), which supported the research mobility that started the collaboration on this paper under the TAILOR Connectivity fund.

References

- Alberto Barrón-Cedeño, Tamer Elsayed, Preslav Nakov, Giovanni Da San Martino, Maram Hasanain, Reem Suwaileh, Fatima Haouari, Nikolay Babulkov, Bayan Hamdan, Alex Nikolov, Shaden Shaar, and Zien Sheikh Ali. 2020. [Overview of checkthat! 2020: Automatic identification and verification of claims in social media](#). In *Experimental IR Meets Multilinguality, Multimodality, and Interaction - 11th International Conference of the CLEF Association, CLEF 2020, Thessaloniki, Greece, September 22-25, 2020, Proceedings*, volume 12260 of *Lecture Notes in Computer Science*, pages 215–236. Springer.
- Jianlyu Chen, Shitao Xiao, Peitian Zhang, Kun Luo, Defu Lian, and Zheng Liu. 2024. [M3-embedding: Multi-linguality, multi-functionality, multi-granularity text embeddings through self-knowledge distillation](#). In *Findings of the Association for Computational Linguistics: ACL 2024*, pages 2318–2335, Bangkok, Thailand. Association for Computational Linguistics.
- Chanyeol Choi, Junseong Kim, Seolhwa Lee, Jihoon Kwon, Sangmo Gu, Yejin Kim, Minkyung Cho, and Jy yong Sohn. 2024. [Linq-embed-mistral technical report](#). *Preprint*, arXiv:2412.03223.
- Hervé Déjean, Stéphane Clinchant, and Thibault Formal. 2024. A thorough comparison of cross-encoders and llms for reranking splade. *arXiv preprint arXiv:2403.10407*.
- Kenneth Enevoldsen, Isaac Chung, Imene Kerboua, Márton Kardos, Ashwin Mathur, David Stap,

- Jay Gala, Wissam Siblini, Dominik Krzemiński, Genta Indra Winata, et al. 2025. Mmteb: Massive multilingual text embedding benchmark. *arXiv preprint arXiv:2502.13595*.
- Maarten Grootendorst. 2022. Bertopic: Neural topic modeling with a class-based tf-idf procedure. *arXiv preprint arXiv:2203.05794*.
- Momchil Hardalov, Anton Chernyavskiy, Ivan Koychev, Dmitry Ilvovsky, and Preslav Nakov. 2022. [Crowd-Checked: Detecting previously fact-checked claims in social media](#). In *Proceedings of the 2nd Conference of the Asia-Pacific Chapter of the Association for Computational Linguistics and the 12th International Joint Conference on Natural Language Processing (Volume 1: Long Papers)*, pages 266–285, Online only. Association for Computational Linguistics.
- Xinshuo Hu, Zifei Shan, Xinping Zhao, Zetian Sun, Zhenyu Liu, Dongfang Li, Shaolin Ye, Xinyuan Wei, Qian Chen, Baotian Hu, et al. 2025. Kalm-embedding: Superior training data brings a stronger embedding model. *arXiv preprint arXiv:2501.01028*.
- Armand Joulin, Edouard Grave, Piotr Bojanowski, Matthijs Douze, H  rve J  gou, and Tomas Mikolov. 2016a. Fasttext.zip: Compressing text classification models. *arXiv preprint arXiv:1612.03651*.
- Armand Joulin, Edouard Grave, Piotr Bojanowski, and Tomas Mikolov. 2016b. Bag of tricks for efficient text classification. *arXiv preprint arXiv:1607.01759*.
- Ashkan Kazemi, Kiran Garimella, Devin Gaffney, and Scott Hale. 2021. [Claim matching beyond English to scale global fact-checking](#). In *Proceedings of the 59th Annual Meeting of the Association for Computational Linguistics and the 11th International Joint Conference on Natural Language Processing (Volume 1: Long Papers)*, pages 4504–4517, Online. Association for Computational Linguistics.
- Jo  o A. Leite, Olesya Razuvaevskaya, Kalina Bontcheva, and Carolina Scarton. 2024. [Euvsdisinfo: A dataset for multilingual detection of pro-kremlin disinformation in news articles](#). In *Proceedings of the 33rd ACM International Conference on Information and Knowledge Management, CIKM ’24*, page 5380–5384, New York, NY, USA. Association for Computing Machinery.
- Chaofan Li, Zheng Liu, Shitao Xiao, and Yingxia Shao. 2023a. [Making large language models a better foundation for dense retrieval](#). *Preprint*, arXiv:2312.15503.
- Zehan Li, Xin Zhang, Yanzhao Zhang, Dingkun Long, Pengjun Xie, and Meishan Zhang. 2023b. [Towards general text embeddings with multi-stage contrastive learning](#). *Preprint*, arXiv:2308.03281.
- Alejandro Mart  n, Javier Huertas-Tato,   lvaro Huertas-Garc  a, Guillermo Villar-Rodr  guez, and David Camacho. 2022. [Facter-check: Semi-automated fact-checking through semantic similarity and natural language inference](#). *Knowledge-Based Systems*, 251:109265.
- Niklas Muennighoff. 2022. Sgpt: Gpt sentence embeddings for semantic search. *arXiv preprint arXiv:2202.08904*.
- Preslav Nakov, Giovanni Da San Martino, Firoj Alam, Shaden Shaar, Hamdy Mubarak, and Nikolay Babulov. 2022. [Overview of the CLEF-2022 Check-That! lab task 2 on detecting previously fact-checked claims](#). In *Proceedings of the Working Notes of CLEF 2022 - Conference and Labs of the Evaluation Forum*, volume 3180, page 11. CEUR-WS.
- Anna Neumann, Dorothea Kolossa, and Robert M Nickel. 2023. [Deep learning-based claim matching with multiple negatives training](#). In *Proceedings of the 6th International Conference on Natural Language and Speech Processing (ICNLSP 2023)*, pages 134–139, Online. Association for Computational Linguistics.
- Dan S. Nielsen and Ryan McConville. 2022. [Mumin: A large-scale multilingual multimodal fact-checked misinformation social network dataset](#). In *Proceedings of the 45th International ACM SIGIR Conference on Research and Development in Information Retrieval, SIGIR ’22*, page 3141–3153, New York, NY, USA. Association for Computing Machinery.
- Rodrigo Nogueira and Kyunghyun Cho. 2019. Passage re-ranking with bert. *arXiv preprint arXiv:1901.04085*.
- OpenAI. 2024. text-embedding-3-large. <https://platform.openai.com/docs/guides/embeddings>. Accessed via <https://platform.openai.com/docs/guides/embeddings>.
- Rrubaa Panchendrarajan, Rub  n M  guez, and Arkaitz Zubiaga. 2025. Multiclaime: A massively multilingual dataset of fact-checked claim clusters. *arXiv preprint arXiv:2503.22280*.
- Rrubaa Panchendrarajan and Arkaitz Zubiaga. 2024. [Claim detection for automated fact-checking: A survey on monolingual, multilingual and cross-lingual research](#). *Natural Language Processing Journal*, 7:100066.
- Mat   s Pikuliak, Ivan Srba, Robert Moro, Timo Hromadka, Timotej Smole  n, Martin Meli  sek, Ivan Vykopal, Jakub Simko, Juraj Podrou  ek, and Maria Bielikova. 2023. [Multilingual previously fact-checked claim retrieval](#). In *Proceedings of the 2023 Conference on Empirical Methods in Natural Language Processing*, pages 16477–16500, Singapore. Association for Computational Linguistics.
- Dina Pisarevskaya and Arkaitz Zubiaga. 2025. [Zero-shot and few-shot learning with instruction-following LLMs for claim matching in automated fact-checking](#). In *Proceedings of the 31st International Conference on Computational Linguistics*, pages 9721–9736, Abu Dhabi, UAE. Association for Computational Linguistics.

- Nils Reimers and Iryna Gurevych. 2019. [Sentence-bert: Sentence embeddings using siamese bert-networks](#). In *Proceedings of the 2019 Conference on Empirical Methods in Natural Language Processing*. Association for Computational Linguistics.
- Shaden Shaar, Nikolay Babulkov, Giovanni Da San Martino, and Preslav Nakov. 2020. [That is a known lie: Detecting previously fact-checked claims](#). In *Proceedings of the 58th Annual Meeting of the Association for Computational Linguistics*, pages 3607–3618, Online. Association for Computational Linguistics.
- Shaden Shaar, Fatima Haouari, Watheq Mansour, Maram Hasanain, Nikolay Babulkov, Firoj Alam, and Preslav Nakov. 2021. [Overview of the CLEF-2021 CheckThat! lab task 2 on detecting previously fact-checked claims in tweets and political debates](#). In *Proceedings of the Working Notes of CLEF 2021 - Conference and Labs of the Evaluation Forum*, volume 2936, page 13. CEUR-WS.
- Iknoor Singh, Carolina Scarton, Xingyi Song, and Kalina Bontcheva. 2024. [Breaking language barriers with mmtweets: Advancing cross-lingual debunked narrative retrieval for fact-checking](#). *Preprint*, arXiv:2308.05680.
- Ivan Srba, Olesya Razuvayevskaya, João A. Leite, Robert Moro, Ipek Baris Schlicht, Sara Tonelli, Francisco Moreno García, Santiago Barrio Lottmann, Denis Teyssou, Valentin Porcellini, Carolina Scarton, Kalina Bontcheva, and Maria Bielikova. 2024. [A survey on automatic credibility assessment of textual credibility signals in the era of large language models](#). *Preprint*, arXiv:2410.21360.
- Saba Sturua, Isabelle Mohr, Mohammad Kalim Akram, Michael Günther, Bo Wang, Markus Krimmel, Feng Wang, Georgios Mastrapas, Andreas Koukounas, Nan Wang, et al. 2024. [jina-embeddings-v3: Multilingual embeddings with task lora](#). *arXiv preprint arXiv:2409.10173*.
- Weiwei Sun, Lingyong Yan, Xinyu Ma, Shuaiqiang Wang, Pengjie Ren, Zhumin Chen, Dawei Yin, and Zhaochun Ren. 2023. [Is chatgpt good at search? investigating large language models as re-ranking agents](#). In *Proceedings of the 2023 Conference on Empirical Methods in Natural Language Processing*, pages 14918–14937.
- Soroush Vosoughi, Deb Roy, and Sinan Aral. 2018. [The spread of true and false news online](#). *Science*, 359(6380):1146–1151.
- Ivan Vykopal, Matúš Pikuliak, Simon Ostermann, Tatiana Anikina, Michal Gregor, and Marián Šimko. 2025. [Large language models for multilingual previously fact-checked claim detection](#). *Preprint*, arXiv:2503.02737.
- Ivan Vykopal, Matúš Pikuliak, Simon Ostermann, and Marián Šimko. 2024. [Generative large language models in automated fact-checking: A survey](#). *Preprint*, arXiv:2407.02351.
- Liang Wang, Nan Yang, Xiaolong Huang, Linjun Yang, Rangan Majumder, and Furu Wei. 2024a. [Improving text embeddings with large language models](#). In *Proceedings of the 62nd Annual Meeting of the Association for Computational Linguistics (Volume 1: Long Papers)*, pages 11897–11916.
- Liang Wang, Nan Yang, Xiaolong Huang, Linjun Yang, Rangan Majumder, and Furu Wei. 2024b. [Multilingual e5 text embeddings: A technical report](#). *arXiv preprint arXiv:2402.05672*.
- An Yang, Baosong Yang, Binyuan Hui, Bo Zheng, Bowen Yu, Chang Zhou, Chengpeng Li, Chengyuan Li, Dayiheng Liu, Fei Huang, Guanting Dong, Haoran Wei, Huan Lin, Jialong Tang, Jialin Wang, Jian Yang, Jianhong Tu, Jianwei Zhang, Jianxin Ma, Jianxin Yang, Jin Xu, Jingren Zhou, Jinze Bai, Jinzheng He, Junyang Lin, Kai Dang, Keming Lu, Keqin Chen, Kexin Yang, Mei Li, Mingfeng Xue, Na Ni, Pei Zhang, Peng Wang, Ru Peng, Rui Men, Ruize Gao, Runji Lin, Shijie Wang, Shuai Bai, Sinan Tan, Tianhang Zhu, Tianhao Li, Tianyu Liu, Wenbin Ge, Xiaodong Deng, Xiaohuan Zhou, Xingzhang Ren, Xinyu Zhang, Xipin Wei, Xuancheng Ren, Xuejing Liu, Yang Fan, Yang Yao, Yichang Zhang, Yu Wan, Yunfei Chu, Yuqiong Liu, Zeyu Cui, Zhenru Zhang, Zhifang Guo, and Zhihao Fan. 2024. [Qwen2 technical report](#). *Preprint*, arXiv:2407.10671.
- Puxuan Yu, Luke Merrick, Gaurav Nuti, and Daniel Campos. 2024. [Arctic-embed 2.0: Multilingual retrieval without compromise](#). *arXiv preprint arXiv:2412.04506*.
- Xin Zhang, Yanzhao Zhang, Dingkun Long, Wen Xie, Ziqi Dai, Jialong Tang, Huan Lin, Baosong Yang, Pengjun Xie, Fei Huang, et al. 2024. [mgte: Generalized long-context text representation and reranking models for multilingual text retrieval](#). In *Proceedings of the 2024 Conference on Empirical Methods in Natural Language Processing: Industry Track*, pages 1393–1412.

Appendix

A Dataset

Pre-processing The MultiClaim v2 dataset consists of posts, fact-checked claims and their pairs. We work with posts’ (anonymized) text extracted in post_body and with the fact-checked claims (field claim), both in their original languages. We thus omit the text extracted with OCR from the images associated with some of the posts as this is too noisy as well as titles of the fact-checks, as these are often missing or duplicate the information already present in the claim. We work with pairs, whose relationship is identified either as claim_review or backlink, since only these relationships were present in the original version of

MultiClaim and they represent the ground truth mappings provided by the fact-checkers.

To identify the languages of posts and claims, we use a combination of four detection approaches to increase the detection robustness: 1) fastText, which can recognize 176 languages¹⁴ (Joulin et al., 2016b,a), 2) gCLD3 (Compact Language Detector v3),¹⁵ which can detect more than 100 languages, 3) langdetect,¹⁶ which can detect 55 languages and 4) polyglot,¹⁷ which can detect 196 languages. We combine the outputs of these detectors as follows: we first filter out detected languages that appear only once. Then, we average the normalized detection scores for the remaining ones and filter out those whose average score is lower than 0.5. Finally, we take the language with the highest average detection score as the post/claim detected language.

We also filter out posts whose languages did not appear in at least 180 posts. However, we took all fact-checked claims associated with these remaining posts irrespective of their language (as a result, there are more languages in claims than in posts). We manually checked detected languages of claims which appeared less than 10 times (e.g., Esperanto, Latin, Welsh, or Corsican). Since these were all misclassifications, we manually corrected the identified language in these cases.

Covered languages Our subset of the dataset covers 47 languages in total – there are 30 languages in posts and 46 languages in fact-checked claims. All posts’ languages appear in claims except for Urdu, which is represented only in posts. There are 283 language combinations in total (see Figure 4). The full list of covered languages is as follows:

Afrikaans (af), Arabic (ar), Assamese (as), Azerbaijani (az), Bulgarian (bg), Bengali (bn), Bosnian (bs), Catalan (ca), Czech (cs), Danish (da), German (de), Modern Greek (el), English (en), Spanish (es), Persian (fa), Finnish (fi), French (fr), Hindi (hi), Croatian (hr), Hungarian (hu), Indonesian (id), Italian (it), Kazakh (kk), Korean (ko), Macedonian (mk), Malayalam (ml), Malay (ms), Burmese (my), Nepali (ne), Dutch (nl), Norwegian (no), Punjabi (pa), Polish (pl), Portuguese (pt), Romanian (ro), Russian (ru), Sinhala

(si), Slovak (sk), Slovenian (sl), Serbian (sr), Telugu (te), Thai (th), Tagalog (tl), Turkish (tr), Ukrainian (uk), Urdu (ur), and Chinese (zh).

B Unsupervised Approach

In this section we report the complete, per-model experimental results for the unsupervised setup. Tables 5 and 6 report the S@10 and MRR@10 results for the baseline retrieval and cross-encoder re-ranking, for both the *test* set and the *full* set of claims. Figures 5 and 6 report the same MRR@10 results in graphical format, also integrating LLM-based re-ranking results for the three models involved. Figures 7 to 14 are focusing specifically on the S@10 and MRR@10 difference in performance (delta) between base retrieval and cross-encoder re-ranking on the test and full set respectively.

C Supervised Approach

C.1 Hyper-parameters

We report the hyper-parameter values for our supervised models in Table 7. The search space for the hyper-parameters that undergo tuning and led to final values reported in Table 7 is the following: learning rate: {1e-9, 5e-9, 1e-8, 5e-8, 1e-7}, batch size: {4, 8, 16}, warm-up steps: {800, 1,600}, # negatives (k): {1, 2, 3, 4, 5, 10}. Further details on the supervised process are provided in Section 5.2.

C.2 Additional Results

In Figure 15 we present multilingual S@10 performance across the negative sampling strategies and the number of negative examples for paraphrase-multilingual-mpnet-base-v2 on the development set. Moreover, in Figure 16 we report the crosslingual MRR@10 performance on the test set for multilingual-e5-large, according to the sampling strategies and the number of negatives.

¹⁴<https://fasttext.cc/docs/en/language-identification.html>

¹⁵<https://github.com/google/cld3>

¹⁶<https://pypi.org/project/langdetect/>

¹⁷<https://polyglot.readthedocs.io/en/latest/>

Post Claim	ar	bg	bn	cs	de	el	en	es	fr	hi	hr	hu	id	it	ko	mk	ml	my	nl	pl	pt	ro	ru	si	sk	th	tl	tr	ur	zh	
af	0	0	0	0	0	0	4	0	0	0	0	0	0	0	0	0	0	0	1	0	0	0	0	3	0	0	0	0	0	0	0
ar	3,360	0	0	0	0	0	14	0	1	0	0	0	0	0	0	0	0	0	0	0	0	0	0	0	0	0	0	0	0	0	0
as	0	0	3	0	0	0	0	0	0	0	0	0	0	0	0	0	0	0	0	0	0	0	0	0	0	0	0	0	0	0	0
az	0	0	0	0	0	0	2	1	0	0	0	0	0	0	0	0	0	0	0	0	0	0	1	0	0	0	0	7	0	0	0
bg	0	189	0	0	0	0	0	0	0	0	0	0	0	0	0	0	0	0	0	0	0	0	3	0	0	0	0	0	0	0	0
bn	3	0	786	0	0	0	151	0	2	125	0	0	0	0	0	0	0	0	0	1	1	0	0	0	0	0	0	0	0	1	0
bs	0	0	0	0	0	0	0	0	0	5	0	0	0	0	0	0	0	0	0	0	0	0	0	0	0	0	0	0	0	0	0
ca	0	0	0	0	0	0	5	75	0	1	0	0	0	1	0	0	0	0	0	0	0	0	0	0	0	0	0	0	0	0	0
cs	1	0	0	246	1	0	0	0	0	0	0	0	0	0	0	0	0	0	0	1	0	0	0	11	0	0	0	0	0	0	0
da	2	0	0	0	0	0	6	0	0	0	0	0	0	0	0	0	0	0	0	1	1	0	1	0	0	0	0	0	0	0	0
de	1	2	0	1	0	2,381	1	94	5	3	0	2	0	1	3	0	0	1	0	0	1	1	1	20	0	0	0	0	1	1	0
el	3	3	0	2	0	0	430	4	4	1	0	0	0	0	0	2	0	0	0	1	1	3	2	0	0	0	0	0	0	0	0
en	88	7	233	9	32	12	19,341	118	78	3,673	3	9	220	23	138	6	76	157	19	35	23	9	74	366	4	198	310	7	451	463	
es	6	2	0	0	3	0	69	7,470	3	0	0	0	0	7	0	1	0	0	0	5	33	3	2	0	1	0	1	2	0	0	0
fa	0	0	0	0	0	0	1	0	2	0	0	0	0	0	0	0	0	0	0	0	0	0	0	0	0	0	0	0	0	0	0
fi	0	0	0	0	0	0	2	0	0	0	0	0	0	0	0	0	0	0	0	0	0	0	0	0	0	0	0	0	0	0	0
fr	20	0	0	0	1	0	66	6	2,699	0	0	0	0	5	0	0	0	0	3	2	6	0	3	0	0	0	0	0	0	4	0
hi	3	0	10	0	0	2	471	3	0	2,470	0	0	1	0	0	0	4	0	0	1	1	0	0	0	0	0	0	0	0	6	0
hr	4	0	0	1	1	0	5	0	0	0	301	0	0	0	0	1	0	0	0	0	1	0	0	0	0	0	0	0	0	1	0
hu	0	1	0	0	0	0	2	0	0	0	0	178	0	0	0	0	0	0	0	0	0	0	0	0	0	0	0	0	0	0	0
id	1	0	1	0	1	0	23	2	1	2	0	0	939	0	1	0	0	0	0	0	2	0	0	1	0	0	0	0	0	1	0
it	2	2	0	0	5	0	81	7	4	1	0	1	0	1,154	0	0	0	0	2	4	0	3	9	0	0	1	0	0	0	0	0
kk	0	0	0	0	0	0	0	0	0	0	0	0	0	0	0	0	0	0	0	0	0	0	1	0	0	0	0	0	0	0	0
ko	0	0	0	0	0	0	4	0	0	0	0	0	0	0	410	0	0	0	0	0	0	0	0	0	0	0	0	0	0	0	0
mk	0	1	0	0	0	0	1	0	0	0	3	0	0	0	0	1,137	0	0	0	0	0	0	29	0	0	0	0	0	0	0	0
ml	0	0	0	0	0	0	60	0	0	11	0	0	0	0	0	0	483	0	0	0	0	0	0	0	0	4	0	0	1	0	0
ms	0	0	0	0	0	0	6	0	0	0	0	94	0	0	0	0	0	0	0	0	0	0	0	0	0	0	0	0	0	5	0
my	0	0	0	0	0	0	1	0	0	0	0	0	0	0	0	0	191	0	0	0	0	0	0	0	0	0	0	0	0	0	0
ne	0	0	0	0	0	0	0	0	2	0	0	0	0	0	0	0	0	0	0	0	0	0	0	0	0	0	0	0	0	0	0
nl	0	0	0	0	0	0	29	1	0	0	0	0	0	0	1	0	0	0	923	0	0	1	0	0	0	0	0	0	0	0	0
no	0	0	0	0	0	0	0	0	0	0	0	0	2	0	0	0	0	0	0	0	0	0	0	0	0	0	0	0	0	0	0
pa	0	0	0	0	0	0	1	0	0	0	0	0	0	0	0	0	0	0	0	0	0	0	0	0	0	0	0	0	0	0	0
pl	2	1	0	1	1	0	10	7	1	0	0	0	0	3	0	0	0	0	0	1,309	0	1	0	0	0	0	0	0	2	0	0
pt	4	1	0	0	1	0	49	18	5	0	0	0	0	7	0	0	0	0	0	0	3,628	3	2	0	1	0	0	0	1	0	0
ro	0	0	0	0	0	0	3	1	0	0	0	0	0	0	0	0	0	0	0	0	0	288	0	0	0	0	0	0	0	0	0
ru	0	4	0	1	2	0	18	3	3	0	0	0	1	0	3	0	0	0	0	1	0	0	454	0	0	0	0	0	0	0	0
si	0	0	0	0	0	0	9	0	0	0	0	0	0	0	0	1	0	0	0	1	0	0	67	0	0	0	0	0	0	0	0
sk	0	1	0	11	0	0	9	1	0	0	0	0	0	0	0	0	0	0	0	1	0	0	2	0	321	0	0	0	0	0	0
sl	0	0	0	0	0	0	1	0	0	0	2	0	0	0	0	0	0	0	0	0	0	0	0	0	0	0	0	0	0	0	0
sr	0	0	0	0	0	0	0	1	0	0	31	0	0	0	0	0	0	0	0	0	0	0	1	0	0	0	0	0	0	0	0
te	3	0	1	0	0	0	14	1	0	21	0	0	0	0	0	0	1	0	0	0	0	0	0	0	0	0	0	0	0	0	0
th	0	0	0	0	2	0	6	0	0	0	0	0	0	0	0	0	0	0	0	0	0	0	0	0	449	0	0	0	0	2	0
tl	0	0	0	0	0	0	1	0	0	0	0	0	0	0	0	0	0	0	0	0	0	0	0	0	0	0	3	0	0	0	0
tr	3	0	0	1	2	0	91	4	3	0	0	0	0	1	0	0	0	0	0	2	0	1	0	0	0	0	0	3,179	0	0	0
uk	0	0	0	0	0	0	2	0	1	0	0	0	0	0	0	0	0	0	0	0	0	5	0	0	0	0	0	0	0	0	0
zh	0	0	0	0	0	0	23	1	0	1	0	0	0	0	0	0	0	0	1	2	0	0	1	0	0	0	0	0	0	0	55

Table 4: Combinations of languages in pairs of posts and fact-checked claims across all data splits.

Model	Retrieve Test		Retrieve Full		Re-rank Test (<i>top-n</i> = 30)		Re-rank Full (<i>top-n</i> = 30)	
	S@10	MRR@10	S@10	MRR@10	S@10	MRR@10	S@10	MRR@10
MiniLM-L12-v2	0.5762	0.5062	0.455	0.3829	0.695	0.6554	0.5037	0.4561
mpnet-base-v2	0.6416	0.569	0.518	0.4283	0.6796	0.6485	0.5714	0.5068
e5-mistral-7b-instruct	0.7516	0.6798	0.6257	0.5509	0.7811	0.7223	0.6631	0.5811
bge-m3	0.7525	0.6952	0.6586	0.5599	0.7692	0.7031	0.6752	0.5686
Linq-Embed-Mistral	0.763	0.7199	0.6662	0.6027	0.7731	0.7174	0.6836	0.5952
text-embedding-3-small	0.7687	0.7229	0.6797	0.6015	0.7731	0.7035	0.6819	0.577
KaLM-m-instruct-v1	0.7756	0.7155	0.6661	0.5902	0.7938	0.7275	0.6907	0.5952
gte-Qwen2-7B-instruct	0.7769	0.7155	0.6791	0.5781	0.7922	0.7219	0.6937	0.5852
jina-embeddings-3	0.7863	0.7137	0.6792	0.5737	0.79	0.712	0.6974	0.5766
arctic-embed-l-v2.0	0.7870	0.7344	0.7103	0.6124	0.7902	0.713	0.7068	0.5807
gte-multilingual-base	0.7881	0.7228	0.6953	0.5812	0.7939	0.7161	0.7068	0.5808
multilingual-e5-large-instruct	0.7912	0.7311	0.6758	0.6035	0.8055	0.7341	0.7017	0.6003
SFR-Embedding-Mistral	0.7951	0.7309	0.683	0.603	0.8039	0.7296	0.7057	0.5976
multilingual-e5-large	0.7971	0.7475	0.7072	0.628	0.8075	0.7323	0.7212	0.6034
bge-m-gemma2	0.8168	0.7613	0.7265	0.6376	0.8111	0.7298	0.723	0.597
text-embedding-3-large	0.8462	0.7909	0.757	0.6661	0.8241	0.7321	0.7399	0.6013

Table 5: Performance of retrieval and retrieval+re-ranking (bge-reranker-v2-m3) across models, in **multilingual** setting.

Model	Retrieve Test		Retrieve Full		Re-rank Test (<i>top-n = 30</i>)		Re-rank Full (<i>top-n = 30</i>)	
	S@10	MRR@10	S@10	MRR@10	S@10	MRR@10	S@10	MRR@10
Linq-Embed-Mistral	0.3292	0.2147	0.1865	0.1138	0.4152	0.341	0.241	0.1994
MiniLM-L12-v2	0.3737	0.2479	0.2225	0.1429	0.4497	0.3512	0.2617	0.198
text-embedding-3-small	0.3899	0.2488	0.2463	0.1434	0.4658	0.3506	0.2855	0.193
e5-mistral-7b-instruct	0.4751	0.2837	0.2647	0.1513	0.584	0.4501	0.3354	0.2608
mpnet-base-v2	0.5188	0.3547	0.3315	0.2048	0.5779	0.4482	0.4137	0.3002
KaLM-m-instruct-v1	0.5272	0.3365	0.3162	0.1936	0.6178	0.49	0.3883	0.2903
multilingual-e5-large-instruct	0.5395	0.3318	0.3047	0.1764	0.6332	0.4998	0.4029	0.2962
SFR-Embedding-Mistral	0.5687	0.3744	0.363	0.2094	0.6562	0.4968	0.4413	0.3177
gte-Qwen2-7B-instruct	0.6301	0.4385	0.4536	0.272	0.6792	0.5283	0.5081	0.3556
multilingual-e5-large	0.6324	0.4323	0.4597	0.2703	0.7069	0.5442	0.5234	0.357
bge-m3	0.6754	0.4844	0.5127	0.3104	0.6961	0.5195	0.5403	0.3558
text-embedding-3-large	0.7199	0.5119	0.5487	0.3276	0.7299	0.5418	0.5748	0.3669
arctic-embed-l-v2.0	0.726	0.5108	0.5687	0.3352	0.7337	0.5489	0.584	0.3714
jina-embeddings-3	0.7283	0.5048	0.5142	0.3157	0.736	0.5433	0.561	0.3688
gte-multilingual-base	0.736	0.5443	0.5948	0.3634	0.7422	0.5592	0.5979	0.3818
bge-m-gemma2	0.7621	0.5446	0.5787	0.3478	0.7598	0.5608	0.5956	0.391

Table 6: Performance of retrieval and retrieval+re-ranking (bge-reranker-v2-m3) across models, in **crosslingual** setting.

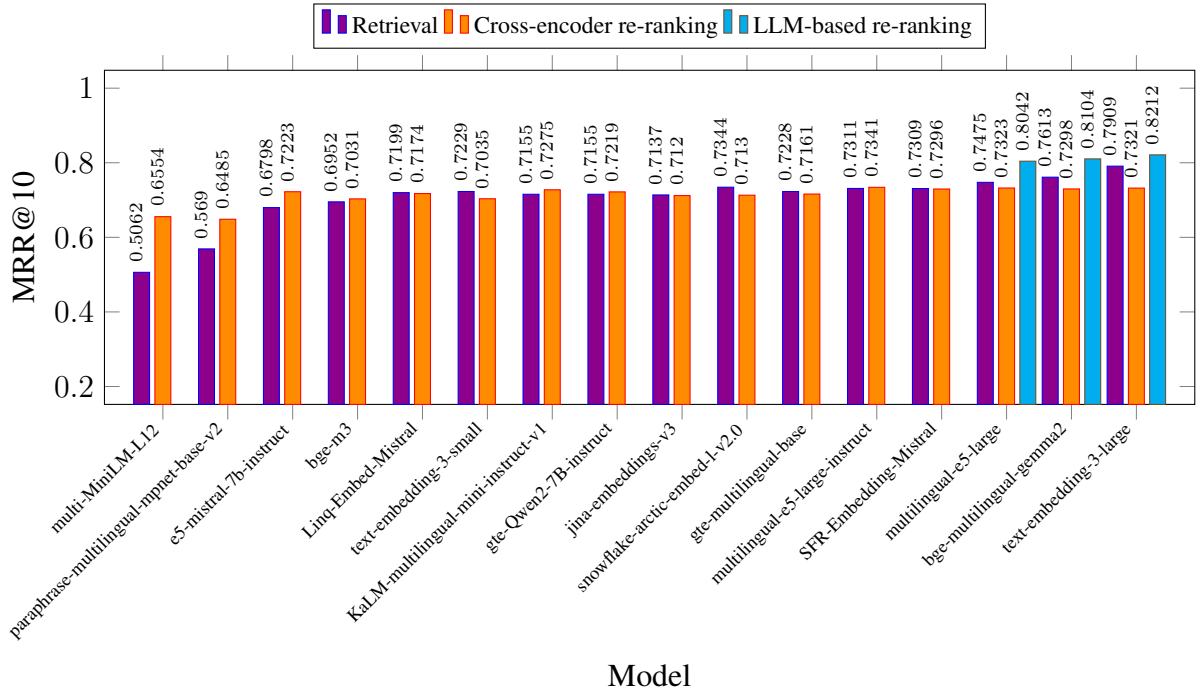


Figure 5: **Test** data performance (MRR@10) for retrieval and re-ranking, in **multilingual** setting.

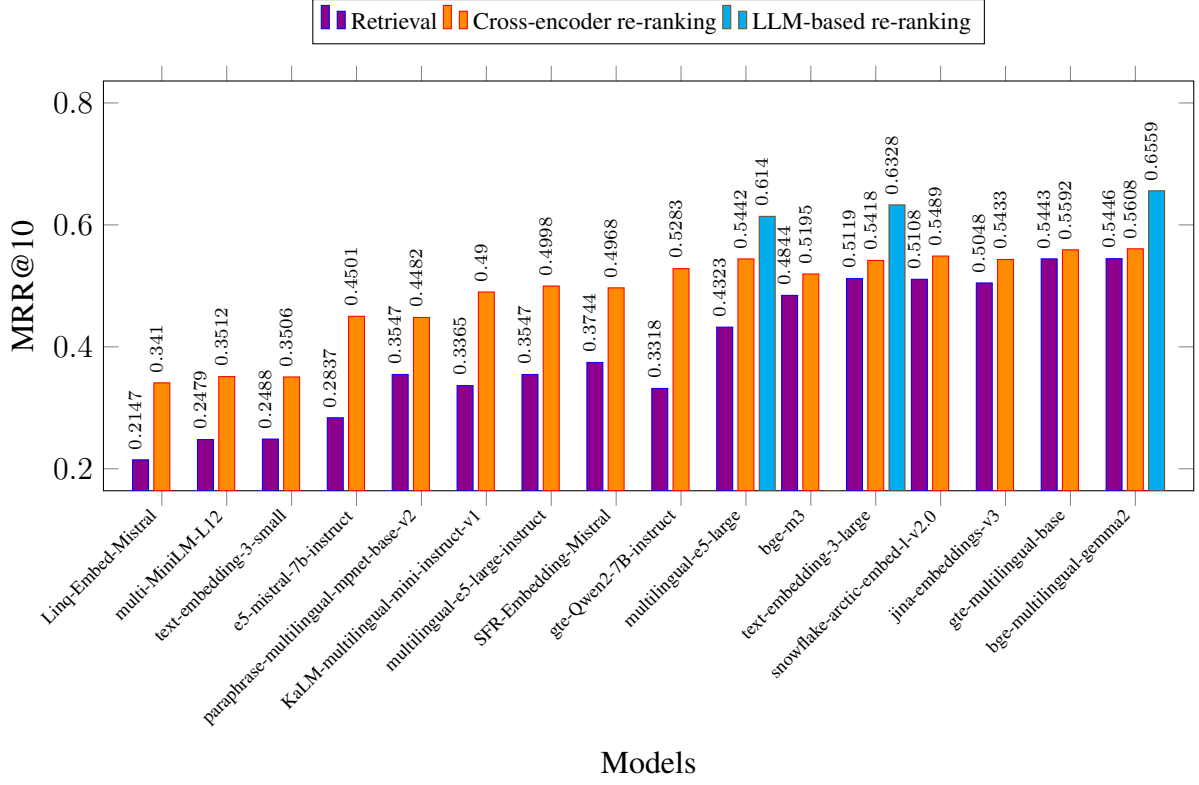


Figure 6: **Test** data performance (MRR@10) for retrieval and re-ranking, in **crosslingual** setting.

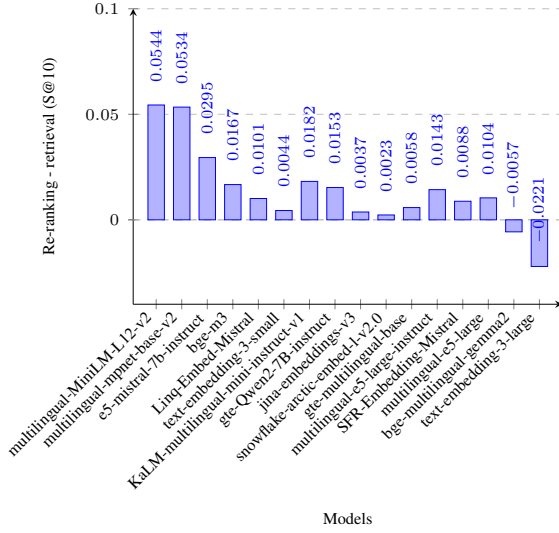


Figure 7: **Test** set performance difference (re-ranking - retrieval), **S@10**, in **multilingual** setting with bge-reranker-v2-m3. 6375 pairs, 5683 posts, 6145 claims. Top- $n = 30$.

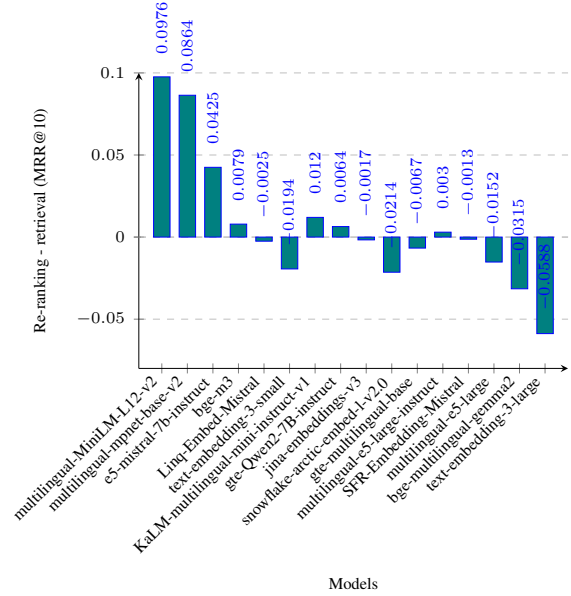


Figure 8: **Test** set performance difference (re-ranking - retrieval), **MRR@10**, in **multilingual** setting with bge-reranker-v2-m3. 6375 pairs, 5683 posts, 6145 claims. Top- $n = 30$.

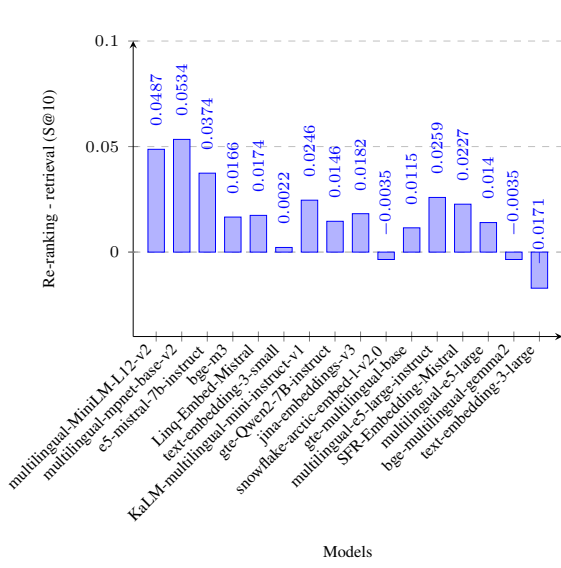


Figure 9: **Full** set performance difference (re-ranking - retrieval), **S@10**, in **multilingual** setting with bge-reranker-v2-m3. 63913 pairs, 55421 posts, 52911 claims. Top- $n = 30$

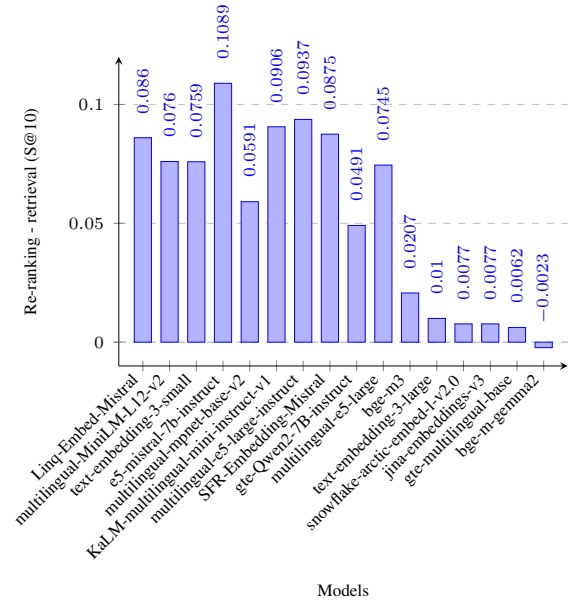


Figure 11: **Test** set performance difference (re-ranking - retrieval), **S@10**, in **crosslingual** setting with bge-reranker-v2-m3. 929 pairs, 850 posts, 901 claims. Top- $n = 30$.

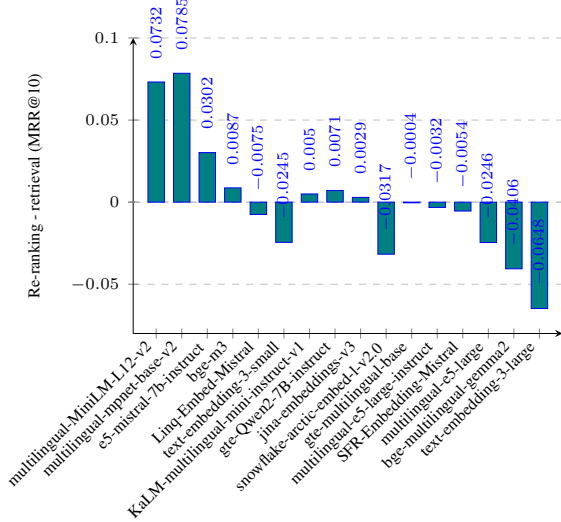


Figure 10: **Full** set performance difference (re-ranking - retrieval), **MRR@10**, in **multilingual** setting with bge-reranker-v2-m3. 63913 pairs, 55421 posts, 52911 claims. Top- $n = 30$.

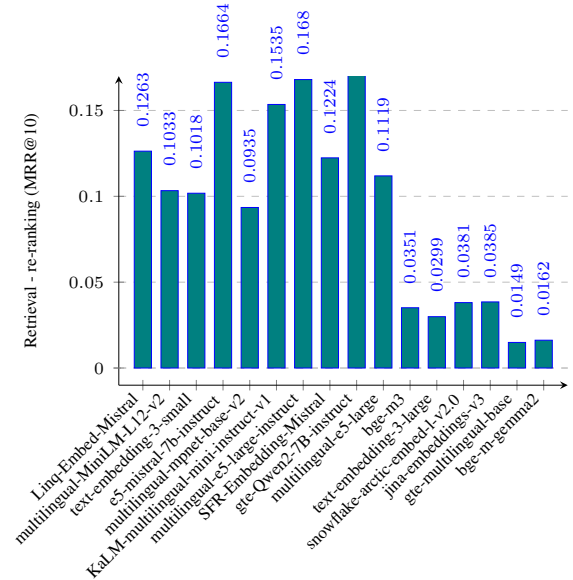


Figure 12: **Test** set performance difference (re-ranking - retrieval), **MRR@10**, in **crosslingual** setting with bge-reranker-v2-m3. 929 pairs, 850 posts, 901 claims. Top- $n = 30$.

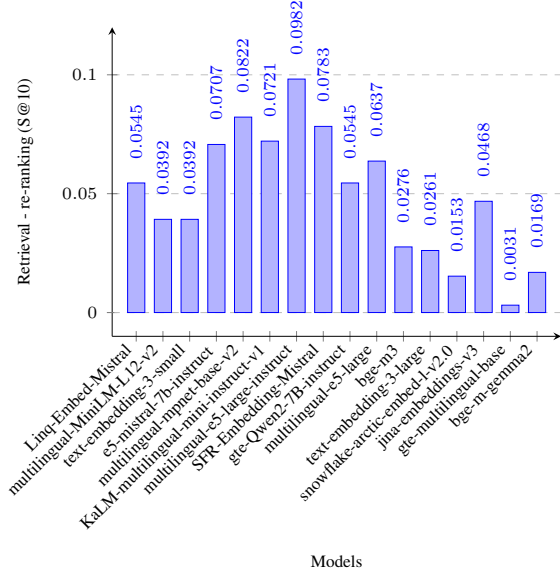


Figure 13: **Full** set performance difference (re-ranking - retrieval), **S@10**, in **crosslingual** setting with bge-reranker-v2-m3. 9066 pairs, 7975 posts, 7869 claims. Top- $n = 30$.

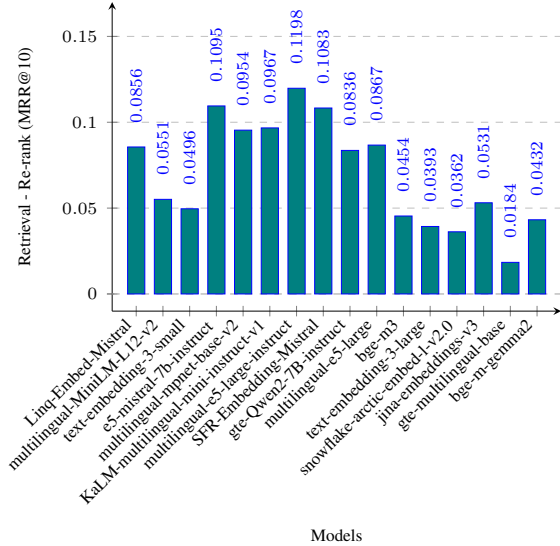


Figure 14: **Full** set performance difference re-ranking - retrieval), **MRR@10**, in **crosslingual** setting with bge-reranker-v2-m3. 9066 pairs, 7975 posts, 7869 claims. Top- $n = 30$.

Hyper-parameter	Value
Optimizer	AdamW
Epochs	3
Batch size	8
Learning rate	1e-8
Warm-up steps	1,600
Label smoothing	0.1
Similarity function	cosine
Similarity scale	20
Weight decay	8e-5
Decay factor	0.38
Cut fraction	0.3
Clip value	1
# negatives (k)	10
Sampling strategy	similarity, topic, random

Table 7: Final hyper-parameter values used for the supervised models in all our experiments.

Model	Strategy	Multilingual	Crosslingual
multilingual-e5-large	c-e re-rank	0.7323	0.5442
	retrieve	0.7475	0.4323
	random	0.7623 \pm 0.0002	0.4416 \pm 0.0007
	topic	0.7727 \pm 0.0001	0.4893 \pm 0.0004
	similarity	0.7768 \pm 0.0001	0.4947 \pm 0.0001
	llm re-rank	0.8042	0.6140
paraphrase-multilingual-mpnet-base-v2	random	0.5202 \pm 0.0003	0.3177 \pm 0.0001
	topic	0.5412 \pm 0.0002	0.3367 \pm 0.0001
	similarity	0.5537 \pm 0.0002	0.3500 \pm 0.0003
	retrieve	0.5690	0.3547
	c-e re-rank	0.6485	0.4482

Table 8: **Multilingual** and **crosslingual** **MRR@10** performance across negative sampling strategies (random, topic, similarity) for fine-tuned models on the **test** set compared to unsupervised strategies (retrieve, cross-encoder re-rank, llm-rerank). Results are ordered by increasing multilingual score; for the supervised setup we report averages with standard deviation over three runs using different seeds.

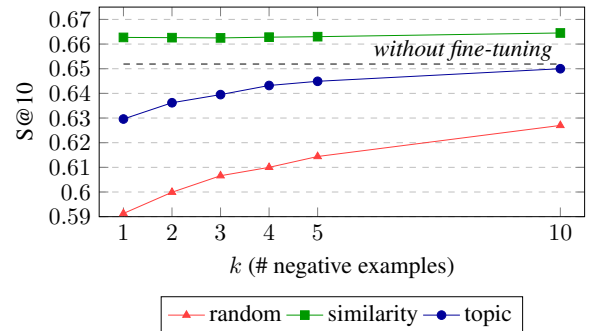


Figure 15: **Multilingual** **S@10** performance across negative sampling strategies and number of negative examples k for the fine-tuned paraphrase-multilingual-mpnet-base-v2 model on the **development** set. Reported results are averages over three runs using different seeds. The dashed line indicates results when no fine-tuning is conducted.

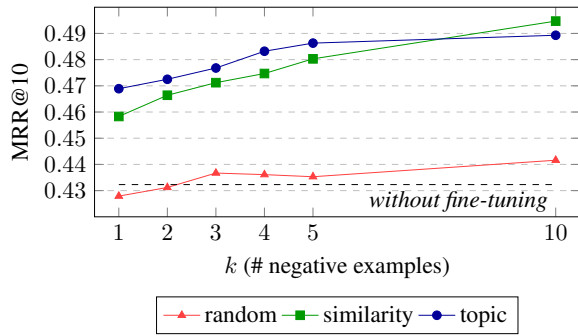


Figure 16: **Crosslingual** MRR@10 performance across negative sampling strategies and number of negative examples k for the fine-tuned multilingual-e5-large model on the **test** set. Reported results are averages over three runs using different seeds. The dashed line indicates results when no fine-tuning is conducted.