

DYNA-THINK: Synergizing Reasoning, Acting, and World Model Simulation in AI Agents

Xiao Yu¹, Baolin Peng^{2†}, Ruize Xu¹, Michel Galley², Hao Cheng²,
Suman Nath², Jianfeng Gao^{2*} & Zhou Yu^{13*}

¹Columbia University, NY ²Microsoft Research, Redmond ³Arklex.ai, NY
{xy2437, zy2461}@columbia.edu
{baolinpeng, jfgao}@microsoft.com

Abstract

Recent progress in reasoning with large language models (LLMs), such as DeepSeek-R1, demonstrates impressive capabilities in domains like mathematics and coding, by exhibiting complex cognitive behaviors such as verification, goal decomposition, and self-reflection. However, it is unclear what behavior is effective and what behavior is missing for agentic tasks. In this work, we propose Dyna-Think, a thinking framework that integrates *planning with an internal world model* with reasoning and acting to enhance AI agent performance. To enable Dyna-Think, we propose Dyna-Think Imitation Learning (DIT) and Dyna-Think Dyna Training (DDT). To initialize a policy with Dyna-Think, DIT reconstructs the thinking process of R1 to focus on performing world model simulation relevant to the proposed (and planned) action, and trains the policy using this reconstructed data. To enhance Dyna-Think, DDT uses a two-stage training process to first improve the agent’s world modeling ability for next state prediction and critique generation, and then improve the agent’s action via policy training. We evaluate our methods on OSWorld, and demonstrate that Dyna-Think improves the agent’s in-domain and out-of-domain performance, achieving similar best-of-n performance compared to R1 while generating 2x less tokens on average. Our extensive empirical studies reveal that 1) using critique generation for world model training is effective to improving policy performance; and 2) improving a world model is effective to improving the performance of its AI agent. Our results suggest a promising research direction to integrate world-model simulation into AI agents to enhance their reasoning, planning, and acting capabilities.

1 Introduction

Autonomous AI agents powered by large language models (LLMs) have offered substantial promise in real-world applications, automating digital tasks such as software engineering (Jimenez et al., 2024; Wang et al., 2024b; Yang et al., 2024a), web navigation (Liu et al., 2018; Yao et al., 2023a; Zhou et al., 2024b; Koh et al., 2024a), computer-use (Xie et al., 2024; Anthropic, 2025b; Qin et al., 2025), and mobile device control (Rawles et al., 2023, 2024; Trivedi et al., 2024). As many computer use tasks require agents to interact with complex environments to achieve long-term objectives, one critical challenge is to reason and act efficiently over a large decision space.

Recent methods of test-time scaling (Snell et al., 2024) offer a potentially promising solution. For example, Yu et al. (2023, 2024b); Zhou et al. (2024a) show that LLM agents can significantly improve performance using search algorithms such as Monte Carlo Tree Search (MCTS) to allow additional

*Equal Advisory Contribution; † Project Lead

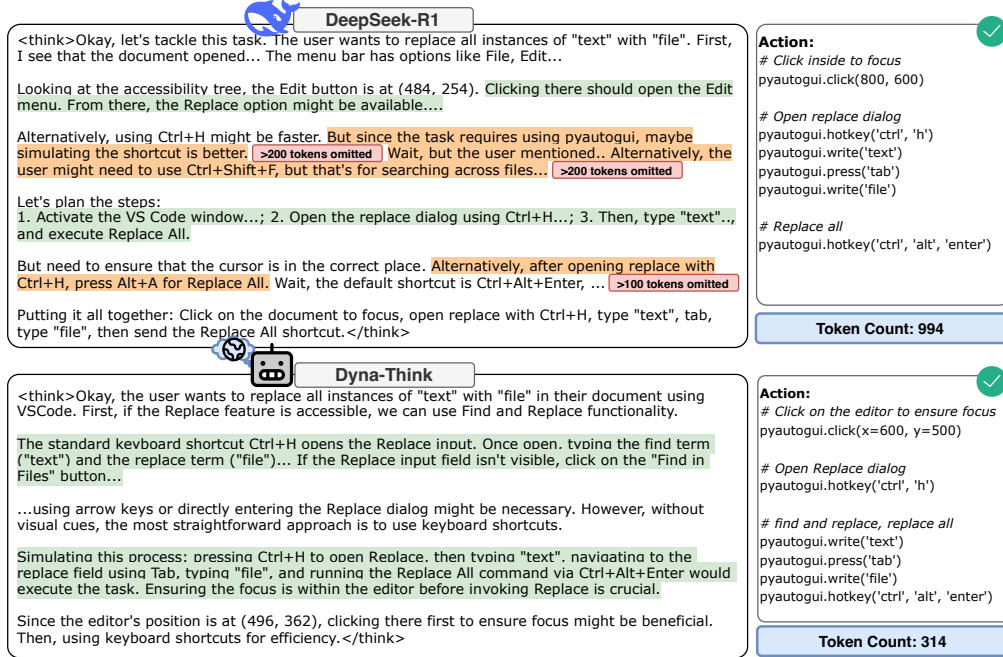


Figure 1: Dyna-Think focus on integrating world model simulation (shown in green) with reasoning and acting. Behaviors that is not necessary to cause/has unclear contribution to the final action is shown in orange. After training, we find Dyna-Think achieves similar BoN performance compared to R1, while generating 2x less tokens on average and being only 32B in size.

interactions with the environment before decision-making. However, these methods require a large amount of expensive, time-consuming interactions with a real (or a separately learned) world model, limiting their applicability in real-world scenarios. Alternatively, many recent work (OpenAI, 2024; Valmeekam et al., 2024; Zhou et al., 2025) finds that LLM agents can also improve their performance by “thinking” longer, effectively internalizing parts of search into their reasoning process. For example, models such as OpenAI o1/o3 (OpenAI, 2024, 2025a), Claude-3.7-Sonnet (Anthropic, 2025a), and DeepSeek-R1 (DeepSeek-AI et al., 2025) generate significantly longer reasoning chains when faced with challenging tasks, exhibiting behaviors such as self-reflection, goal decomposition, verification, exploration, and more (Gandhi et al., 2025). Although many of these behaviors are crucial for solving challenging long-horizon tasks, recent work also finds that these models suffer from problems such as overthinking and fact-ignoring (Cuadron et al., 2025; Zhou et al., 2025), and are less efficient in certain tasks compared to non-reasoning models such as GPT-4o (Zhou et al., 2025). It is thus unclear *what* type of “thinking” is crucial to an agent’s performance for long-horizon tasks, and *how* to improve it via learning from experiences.

The successes in Go, games, and robotics reveal that modeling and interacting with the environment is key to solving challenging long-horizon tasks. The Dyna algorithms (Sutton, 1991) offer a promising approach to combine real-world interactions with planning via simulation to improve an agent’s policy. However, modeling the whole environment for tasks such as computer-use (e.g., predicting screen content after entering ‘amazon.com’ in chrome) is challenging (Pathak et al., 2017; Wang et al., 2024a; Fang et al., 2025; Gu et al., 2025). In contrast, research in cognitive sciences (Marr, 1982; Rao & Ballard, 1999) shows that the human brain encodes a *compressed* representation of the external world, capturing only statistical regularities and meaningful structures related to current tasks. We thus propose Dyna-Think, a thinking framework that performs “*compressed*” world model simulation based on model-generated states and critiques (rewards), and integrates it with reasoning and acting to improve an AI agent’s performance. Figure 1 illustrates the difference between the Dyna-Think agent and DeepSeek-R1 using an example.

The Dyna-Think framework consists of Dyna-Think Imitation Learning (DIT) and Dyna-Think Dyna Training (DDT). DIT improves a baseline agent policy by first distilling simulated experiences from R1-generated thinking tokens, and then revising the baseline policy using the simulated experiences via supervised learning. We find models after DIT achieve a similar performance to R1-distilled

models, but with 2X less thinking tokens on average. DDT is an extension to the Dyna-Q method (?) that combines policy learning and world model training. Similar to Dyna-Q, DDT first constructs policy and world model training data using online rollouts in a real (digital) environment. Different from Dyna-Q, DDT is applicable to the problems with arbitrarily large state-action space by leveraging the prior knowledge encoded in a pre-trained LLM, and performs both policy learning and world model training based on *a single LLM*. During world model training, the model encodes state transitions by optimizing training objectives of next-state prediction and critiquing the states generated by its own. During policy learning, the agent’s actions are improved using successful rollouts via reinforcement learning.

We evaluate Dyna-Think on the challenging OSWorld benchmark (Xie et al., 2024). Results show that Dyna-Think improves the agent’s in-domain and out-of-domain performance compared to only performing policy training (e.g., reinforcement learning) or training a separate world model (e.g., as in Dyna-Q), and that Dyna-Think leads to highly capable and cost-effective agents. For example, our 32B-parameter Dyna-Think model achieves a similar best-of-n performance to the much larger 685B-parameter R1 model, with 2x less tokens on average. A detailed analysis also reveals that 1) the critique-style world model training is effective in improving policy; and 2) the AI agents equipped with a stronger world model always perform better. Thus, our work demonstrates the potential of integrating planning and learning to develop future agents powered by reasoning models.

2 Related Work

Computer-Use Agents Computer-use agents powered by large (multimodal) language models aim to automate tasks by controlling a computer, typically via GUI interactions with a virtual Ubuntu/Windows (Xie et al., 2024; Bonatti et al., 2024; Anthropic, 2025b). Early computer-use methods include reactive agents (Yao et al., 2023b; Xie et al., 2024) that directly prompts an LLM (e.g., GPT-4o) to make decisions on immediate observations without simulation or planning approaches. Recent advances include: 1) search-based methods (Zhou et al., 2024a; Koh et al., 2024b; Yu et al., 2024b) that augments LLMs with look-ahead search algorithms such as MCTS; and 2) hierarchical-planning methods that orchestrates multiple modules, tools, and LLMs to complete a task (Agashe et al., 2024, 2025; Liu et al., 2025; Gou et al., 2025; Yang et al., 2024b). However, search-based methods significantly increase inference time due to using additional interactions with the external environment; and hierarchical-planning methods often require complex human-designed rules and heuristics to coordinate multiple modules. We introduce our Dyna-Think framework to augment the thinking process of a single LLM agent by performing action-centric world model simulation.

Training AI Agents Besides improving agent’s performance at test-time, many works also explored methods to improve performance via training. Recent methods include Chen et al. (2023); Zhang et al. (2024); Zeng et al. (2023); Lai et al. (2024); Xu et al. (2025) which perform supervised training using human or machine generated trajectories based on direct prompting; Qin et al. (2025); Su et al. (2025); Hong et al. (2024) which improves agent’s ability such as GUI grounding and error recovery via SFT/DPO on human-machine collaboration data; and Bai et al. (2024); Chen et al. (2025); Jin et al. (2025), which explores using direct RL to improve agent’s policy within complex tool-use/android-based environments. These methods focus on policy improvements based on an existing thinking paradigm (e.g., ReACT or R1-style thinking). We propose DIT to improve the agent’s reasoning ability by integrating world model simulation into its thinking process, and DDT to further enhance policy training via world model training.

World Models Obtaining real-world data for large-scale training or test-time search are expensive and may cause unintended consequences. To this end, early methods such as Peng et al. (2018); Wu et al. (2018); Fang et al. (2025) consider Dyna-style training that separately trains a world model and then enhance policy training using synthetic rollouts; and prompting LLMs as world models Hao et al. (2023); Kim et al. (2024) in simplified environments such as BlocksWorld (Valmeekam et al., 2023). Recently, Chae et al. (2025); Gu et al. (2025) trains a world model using a large corpus of web data to facilitate inference-time algorithms such as MCTS. To our knowledge, this is the first work to propose internalizing world model simulation into the agent’s thinking process, and to introduce methods to further improve the agent’s policy by both world model and policy training.

Dyna Algorithms Dyna algorithms (Sutton, 1991) combine model-based and model-free methods to learn optimal policies. These methods improve training efficiency of $\pi(\theta)$ by combining real-world

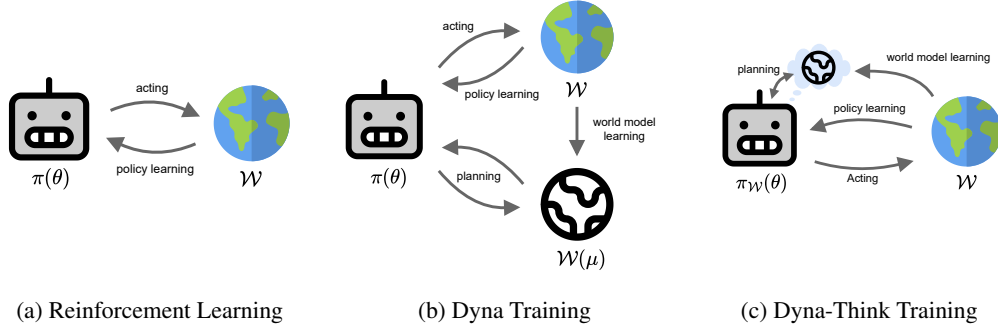


Figure 2: Our Dyna-Think framework integrates planning with world models simulation inside a single policy $\pi_{\mathcal{W}}(\theta)$, and performs both world model training and policy training with $\pi_{\mathcal{W}}(\theta)$.

interaction with simulated planning. Given a set of real-world rollout data, Dyna algorithms typically 1) separately trains a world model $\mathcal{W}(\mu)$ using these rollouts; 2) perform additional rollouts using $\mathcal{W}(\mu)$; and 3) trains $\pi(\theta)$ using both the real-world and simulated rollouts. Given a large set of training tasks to perform rollouts, this two-stage training process can be repeated for multiple times. Applications of Dyna algorithms with language models include Deep Dyna-Q (Peng et al., 2018), Switch-DDQ (Wu et al., 2018), Pseudo-DDQ (Zou et al., 2020) and more, covering domains such as movie-ticket booking and e-commerce product recommendations.

3 Dyna-Think Framework

We propose methods to 1) synergize reasoning, acting, and world modeling simulation in an agent’s thinking process; and 2) improve its policy and world modeling ability via Dyna-style training.

3.1 Task Definition

Completing tasks in a complex environment (e.g., with a computer) is typically formulated as a partially observable Markov decision process (POMDP) of $(\mathcal{S}, \mathcal{O}, \mathcal{A}, \mathcal{T}, \mathcal{R})$. In the context of computer-use, \mathcal{S} represents the set of possible computer states, \mathcal{O} is the set of observations available to the agent, \mathcal{A} represents the set of executable actions as left/right-clicks at a location, typing, and pressing keyboard shortcuts, \mathcal{T} is the transition function $\mathcal{T} : \mathcal{S} \times \mathcal{A} \rightarrow \mathcal{S}$ that determines the next state given the current state and action, and \mathcal{R} is the reward function that provides feedback to the agent based on its actions. In typical computer-use benchmarks, $o \in \mathcal{O}$ is either a screenshot of the current computer screen or its text-based representation (e.g., accessibility tree); and $r = 0$ is zero if the task has not terminated, and $r_T = \{0, 1\}$ if the agent failed/succeeded the task at the end. Since $|\mathcal{A}|$ is extremely large and tasks such as computer-use often requires many steps to complete, many agent benchmarks remain challenging even for current state-of-the-art LLMs.

Given a task, a computer-use agent iteratively interact with the environment by generating an action a_i based on the current observation o_i and the past history of observations and actions $(o_{<i}, a_{<i})$. In this work, we refer to such language model policies parametrized by θ as $\pi(\theta)$, and learnt world models parametrized by μ as $\mathcal{W}(\mu)$. We denote policies that performs interaction with an internal world model during its thinking process as $\pi_{\mathcal{W}}(\theta)$.

3.2 Dyna-Think Imitation Learning

Many expert LLMs capable of extensive thinking (e.g., DeepSeek R1, Claude-3.7-Sonnet, and OpenAI’s o3) exhibits complex behaviors during its thinking process. This includes being able to perform verification, self-reflection, error recovery, world modeling, and more. However, it is unclear which behaviors are critical for decision-making in long-horizon AI agent tasks. In our preliminary study, we find training on long CoT data with simulations/knowledge unrelated to the final action degrades performance, a phenomenon also found in other domains (Zhou et al., 2024c; Wu et al., 2025). To efficiently enable Dyna-Think, we propose **Dyna-Think Imitation Learning (DIT)**, which reconstructs R1’s thinking process to only contain text related to reasoning, the final action, and the

world modeling simulation related to the final action; and then trains a policy using the reconstructed data. To perform this reconstruction, we few-shot prompt GPT-4o (see Appendix C for examples and more details). After training, we refer to these models as $\pi_{\mathcal{W}}(\theta)$, highlighting their ability to perform world-model simulations during thinking.

3.3 Dyna-Think Dyna Training

Despite DIT learning, $\pi_{\mathcal{W}}(\theta)$ at inference time can still make mistakes when facing unseen states unseen from training. However, creating a DIT training set that covers all possible states $|\mathcal{S}|$ is intractable. We propose **Dyna-Think Dyna Training** (DDT), a Dyna-style training method to perform policy and world model learning on $\pi_{\mathcal{W}}(\theta)$. Similar to Dyna, we first collect policy and world model learning data by performing $\pi_{\mathcal{W}}(\theta)$ rollouts in the real environment. Different from Dyna, we then directly perform both policy and world model learning on the same $\pi_{\mathcal{W}}(\theta)$ model. We illustrate our method in Figure 2.

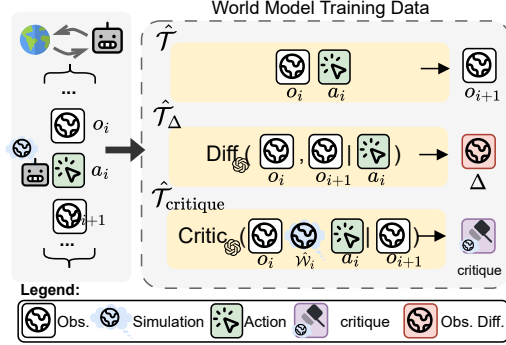


Figure 3: Three different forms of world model data experimented in Dyna-Think training.

Policy Training Alike reinforcement learning, the policy training stage aims to directly improve a policy using environment feedback. This is achieved by first generating online rollouts with \mathcal{W} to collect a trajectory $\tau = (o_0, a_1, o_1, a_2, \dots, a_T)$, and then constructing a policy learning dataset that trains $\pi_{\mathcal{W}}(\theta)$ to predict each action a_i given the previous context context $(o_0, a_{<i}, o_{<i})$ based on a reward function (e.g., task success). Optimizing such reward can be done using algorithms such as PPO (Schulman et al., 2017), GRPO (Shao et al., 2024), DPO (Rafailov et al., 2024), or Rejection Sampling (Bai et al., 2022; Touvron et al., 2023).

World Model Training Given a rollout trajectory τ , we also construct world model training dataset to train $\pi_{\mathcal{W}}(\theta)$ to model a *function* of the environment transition $\hat{T}_f(o_i, a_i)$. We experiment with three different functions for \hat{T}_f in this work. $\hat{T}(o_i, a_i) \rightarrow o_{i+1}$ which directly models the next state; $\hat{T}_\Delta(o_i, a_i) \rightarrow \Delta(o_i, o_{i+1}|a_i)$ which trains to predict relevant *changes* in the next state caused by a_i ; and $\hat{T}_{\text{critic}}(o_i, a_i) \rightarrow \text{critic}(o_i, a_i|o_{i+1})$ which trains to predict a *critique* generated by an LLM (GPT-4o) by comparing the world model simulations in a_i with the previous and next state. An example world model simulation could be “After opening the terminal with Ctrl+Alt+T, type ‘cp dir2/hi.txt dir1’ to copy ...”, and an example critique is “Wait, maybe we need to first ensure that ‘dir1’ exists in the current directory...”. We illustrate these three functions in Figure 3. For more details, please refer to Appendix D.1.

Following Dyna methods, DDT training performs two-stage learning by first training $\pi_{\mathcal{W}}(\theta)$ on the world model dataset, and then training $\pi_{\mathcal{W}}(\theta)$ on the policy dataset. For other implementation details such as prompts used by GPT-4o to generate a feedback and how feedback data is formatted during training, please refer to Appendix D.

4 Experiments

4.1 Benchmarks

We evaluate our methods on OSWorld (Xie et al., 2024), a diverse benchmark consisting of 369 open-ended computer tasks that involves real web and desktop apps in open domains, OS file I/O, and workflow tasks. Tasks are categorized into 10 different domains based on different desktop applications involved, such as OS Terminal, LibreOffice Calc, LibreOffice Impress, LibreOffice Writer, Chrome, VLC Player, Thunderbird, VS Code, GIMP and Workflow.

To evaluate the self-improving ability of AI agents, many methods (Huang et al., 2022; Yu et al., 2024a; Chen et al., 2025; Jin et al., 2025) consider domains where the model has non-trivial initial performance. However, in OSWorld we find many domains such as LibreOffice Calc and Workflow to be extremely challenging, with current models achieving less than 10% success rate or solving

only 2-3 tasks often due to state representation issues (see Appendix E.1). To this end, we evaluate our method on 5 domains that are more accessible to existing models, including OS, Chrome, VS Code, GIMP, and Thunderbird.

4.2 Experimental Setup

Training/Testing Dataset Since most computer-use benchmarks were not designed for training, the number of tasks available in each domain is often limited. We thus construct a training and test set by 1) manually augmenting existing tasks in each domain to increase its size; 2) construct training/test splits for each domain, and 3) held out two domains (GIMP and Thunderbird) from training to separately measure **In-domain (ID)** and **Out-of-domain (OOD)** performance. To augment a task, we follow the principle that 1) action sequence that correctly completes task A does *not* complete the augmented task A' ; and 2) the augmented task A' can still be evaluated using OSWorld’s evaluation scripts after some adjustments. Please refer to Appendix E.2 for more details and example augmented tasks. In Table 1 we report the training and testing dataset statistics. To promote reproducibility, we will release these datasets along with our codebase.

Table 1: Number of tasks per domain in the training and test set.

Domain	Train	Test
OS	57	31
VSCode	46	38
Chrome	88	54
GIMP	-	32
TBird	-	19

Evaluation Details We evaluate all runs using the accessibility-tree mode (i.e., text-only), and report task success for ID and OOD tasks. We use the same inference prompts and hyperparameters (e.g., temperature of 1.0) provided by OSWorld, but extend the maximum number of steps per task to 30 in order to measure scaling abilities. To provide a more robust evaluation for these long-horizon tasks, we report the average success rate (Avg) and the Best-of-N success rate (BoN) over 3 runs. Each evaluation is ran with 3 threads, lasting on average 18-24 hours to complete.

Training Details We train all of our models based on Qwen2.5-32B-Instruct (Qwen et al., 2025) using 8xH100 GPUs. We use 32B models due to the limited learning ability of smaller models for complex thinking patterns (Li et al., 2025). For simplicity, we use rejection sampling as the optimization algorithm for policy training, and SFT for world model training. For all runs, we use AdamW with a linear learning rate scheduler with 10% warmup steps. In the two-stage Dyna-Think Dyna Training, we first perform world model training for 2 epoch with a max learning rate of $5e-6$, and then continue training on policy learning data for 3 epochs with a max learning rate of $5e-6$.

4.3 Main Results

Baselines We compare our Dyna-Think framework against 1) training-free methods based on expert LLMs; and 2) related training methods. For training-free methods, we consider directly prompting LLMs such as o3-mini and DeepSeek-R1. For training-based methods, we consider 1) **Reinforcement Finetuning (RFT)** which only performs policy learning, by finetuning on correct rollouts after rejection sampling (Best-of-3); and 2) the vanilla **Dyna** algorithm (we follow Fang et al. (2025)) which performs world model learning with a separate language model $\mathcal{W}(\mu)$, and then trains the policy using correct rollouts² collected with *both* the real \mathcal{W} and the learned $\mathcal{W}(\mu)$. Our DDT method only uses rollouts with \mathcal{W} and performs policy and world model learning on a single model. For a fair comparison, we use the same set of rollout trajectories (116 in total) to construct world model (116) and policy training data (35 after rejection sampling, a similar data size as Yu et al. (2024b)) for all training methods, whenever possible.

Results We report our results in Table 2. We first compare training-based methods. In Table 2, we find that DDT training, especially when trained with next-state prediction (DDT(\hat{T})) and critique prediction (DDT(\hat{T}_{critic})) improves upon both RFT and vanilla Dyna in both average success rate and BoN success rate. This indicates that 1) world model training benefits policy training; and 2) directly training $\pi_{\mathcal{W}}(\theta)$ as a world model is more effective than planning with a separately trained $\mathcal{W}(\mu)$. Next, we find that training with critique data showed strong performance compared to training on state-difference (DDT(\hat{T}_{Δ})) and on next-state prediction (DDT(\hat{T})). We believe this is because

²When rolling out with the learned $\mathcal{W}(\mu)$, correctness of a trajectory is evaluated using an LLM (Fang et al., 2025). We use GPT-4o in this work.

Table 2: Average (AVG) and Best-of-N (BoN) success rate on OSWorld after policy and world model learning. $|\pi|$ and $|\mathcal{W}|$ denotes the number of trajectories used during policy learning and world model learning, respectively. “Gen. Token” denotes the 10th and 90th percentiles of output token lengths per prompt generated by the models. All training are based on Qwen-2.5-32B-Instruct. All methods are evaluated over 3 runs. For overall performance (All), we report average success \pm standard deviation.

Method	$ \pi $	$ \mathcal{W} $	Gen. Token (10%-90%)	Avg Success Rate			BoN Success Rate		
				All(174)	ID(123)	OOD(51)	All(174)	ID(123)	OOD(51)
- (GPT-4o-2024-11-20)	-	-	1.0x	16.5 \pm 2.5	19.5	9.2	31.6	36.6	19.6
- (Qwen2.5-32B-Instruct)	-	-	0.2x-0.8x	14.2 \pm 2.2	18.9	2.5	27.0	35.0	7.8
- (R1-distill-70B)	-	-	0.6x-2.2x	7.6 \pm 2.0	9.8	2.5	15.5	20.3	3.9
- (o3-mini-2025-01-31)	-	-	3.4x-7.0x	20.5 \pm 1.4	23.3	13.7	31.0	36.6	17.6
- (R1)	-	-	1.7x-4.9x	31.2 \pm 1.4	35.8	20.2	44.8	48.8	35.3
DIT(R1)	-	-	1.1x-2.5x	22.6 \pm 1.0	26.8	12.4	35.6	40.7	23.5
+RFT	35	-	1.0x-2.7x	23.2 \pm 1.0	26.0	16.3	38.5	43.1	27.5
+vanilla Dyna	94	116	1.1x-2.5x	24.1 \pm 2.1	26.8	17.6	35.6	29.3	31.4
+DDT(\hat{T})	35	116	1.1x-2.7x	25.9 \pm 1.4	28.7	19.0	43.1	47.2	33.3
+DDT(\hat{T}_Δ)	35	116	1.2x-3.5x	23.2 \pm 0.7	27.6	12.4	38.5	44.7	23.5
+DDT(\hat{T}_{critic})	35	116	1.2x-2.7x	26.6 \pm 1.5	30.3	17.6	44.3	49.6	31.4

Table 3: Integrating world model simulation (WM Sim) into reasoning. All training are based on Qwen2.5-32B-Instruct. “R1 no-think” refers to only training on tokens *after* the “<think>” tag. Since o3-mini API does not return the model’s thinking process, it is unclear if it performs world modeling.

Method	WM Sim?	Gen. Token (10%-90%)	Avg Success Rate			BoN Success Rate		
			All(174)	ID(123)	OOD(51)	All(174)	ID(123)	OOD(51)
- (GPT-4o-2024-11-20)	✗	1.0x	16.5 \pm 2.5	19.5	9.2	31.6	36.6	19.6
- (Qwen2.5-32B-Instruct)	✗	0.2x-0.8x	14.2 \pm 2.2	18.9	2.5	27.0	35.0	7.8
- (R1)	✓	1.7x-4.9x	31.2 \pm 1.4	35.8	20.2	44.8	48.8	35.3
DIRECT DISTILL(4o)	✗	0.5x-1.7x	15.3 \pm 2.4	18.5	7.8	28.7	34.1	15.7
DIRECT DISTILL(R1 no-think)	✗	0.1x-0.5x	17.1 \pm 2.1	19.3	11.8	28.2	30.9	21.6
DIRECT DISTILL(R1)	✓	1.6x-6.0x	20.9 \pm 1.0	24.6	11.8	36.2	42.3	21.6
DIT(R1)	✓	1.1x-2.5x	22.6 \pm 1.0	26.8	12.4	35.6	40.7	23.5

these critique data provide a more interpretable signal for $\pi_{\mathcal{W}}(\theta)$ to improve its world modeling and planning ability during inference (see Section 5.3 for more quantitative study). Moreover, we find that training with the next-state prediction objective (DDT(\hat{T})) shows strong performance for OOD tasks. We believe this is because next-state prediction more effectively enhanced the model’s understanding of the environment, which is useful for OOD tasks where many states are entirely novel. Finally, compared to best training-free methods such as prompting R1(685B), we find Dyna-Think can achieve similar BoN performance, while generating 2x less tokens on average and being only 32B in size. These results indicate the effectiveness of Dyna-Think at improving agent performance.

4.4 Thinking Behavior Analysis

We now investigate what behavior is essential for long-horizon AI agent tasks. We compares agents with no-thinking; R1-style thinking, and Dyna-Think. For **no-thinking**, we consider 1) DIRECT DISTILL(4o) which distills from GPT-4o that, to our observation, does *not* perform world modeling (Chae et al., 2025); and 2) DIRECT DISTILL(R1 no-think) which trains only on tokens after the thinking process (by removing all text within the ‘<think></think>’ tags in each response). For **R1-style** thinking, we consider DIRECT DISTILL(R1), which trains on the entire thinking process generated by R1. For **Dyna-Think**, we consider DIT(R1). For a fair comparison across different methods, we use the *same set of correct trajectories* obtained by best-of-3 rejection sampling.

We present the results in Table 3. First, we find that DIRECT DISTILL(R1 no-think) deteriorates significantly compared to DIRECT DISTILL(R1), even though they are trained on the same set of trajectories. This indicates that including long-CoT thinking during policy training is beneficial. Next, we find that DIT(R1) achieved similar performance compared to DIRECT DISTILL(R1), despite generating 2x less tokens on average. This suggests that the ability to perform *reasoning with world-model simulations* is the central part in R1-style thinking, underscoring the importance of world modeling in AI agents.

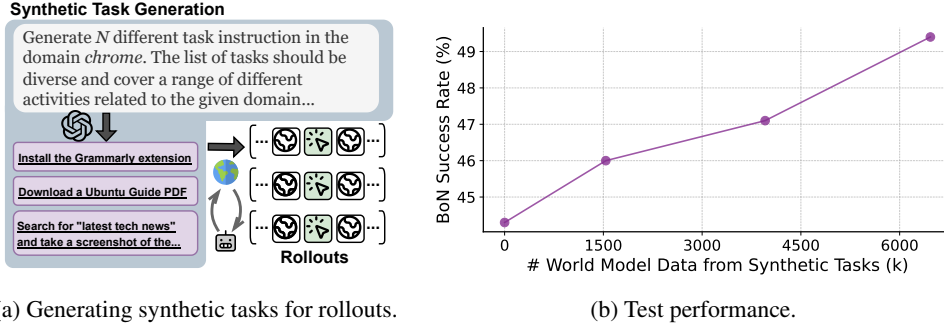


Figure 4: Scaling world model learning with synthetic tasks generated by GPT-4o. We use $\text{DDT}(\hat{\mathcal{T}}_{\text{critic}})$ and train from our best model in Table 3. After world model training, we perform one-round of policy training using the same set of policy learning data.

5 Discussions

In this section, we study if the “upperbound” of our model’s performance (e.g., Best-of-3 success rate) can be further improved via 1) scaling world model training data; and 2) iteratively bootstrapping “better” policy data. Finally, we quantitatively measure different model’s world model ability, and compare it with their overall performance.

5.1 Scaling World Model Training in Dyna-Think

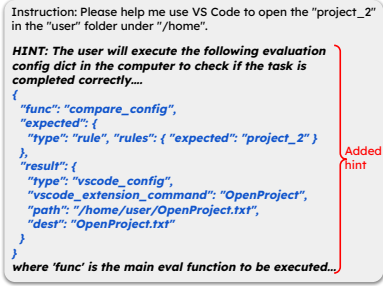
Since world model learning only requires interaction data (without evaluators for task success) with the real \mathcal{W} , we investigate whether scaling world training in Section 3.3 can further improve policy performance. To test this, we 1) prompt GPT-4o to generate synthetic task instructions for each domain; 2) use $\pi_{\mathcal{W}}(\theta)$ collect rollout trajectories; and 3) construct a world model learning dataset following Section 3.3. Since no evaluator is required for world modeling data construction, we used all rollout trajectories that terminated within a maximum of 30 steps. This results in a total of 703 additional trajectories for world model learning. For prompts used to generate these tasks as well as example synthetic tasks generated by GPT-4o, please refer to Appendix D.3.

We present our results in Figure 4. In Figure 4b, we find that training with additional world model data steadily improves model’s BoN success rate. This indicates that scaling world model training (with synthetic tasks) enhances the agent’s environment understanding, enabling it to solve novel tasks. However, we did not observe a substantial increase its robustness “robustness” - the agent did not consistently solve these novel tasks across all three trials. We believe this may be due to the stochastic nature of real-world environments, and that increasing world model training data alone cannot ensure the agent to robustly utilize all relevant world knowledge in its policy. We suggest future work should scale both world model and policy training data together, by 1) manually creating a large set of agent tasks with evaluators available for training; and/or 2) developing robust automatic evaluators (Pan et al., 2024) capable of evaluating synthetic tasks generated on-the-fly.

5.2 Iterating Policy Training in Dyna-Think

We now investigate whether $\pi_{\mathcal{W}}(\theta)$ can be iteratively trained *without* any supervision from an expert LLM (e.g., GPT-4o was used to critique simulation in Section 3.3). Specifically, we follow STaR (Zelikman et al. (2022), a simple method use for math and reasoning domain) and consider two iterative training loops. **Without Evaluation Hint** (w/o eval hint), where we 1) first perform rejection sampling using $\pi_{\mathcal{W}}(\theta)$ on the training set; 2) perform policy learning on $\pi_{\mathcal{W}}(\theta)$; and 3) repeat. **With Evaluation Hint** (w/ eval hint), where for tasks that $\pi_{\mathcal{W}}(\theta)$ fail to solve during step 1, we perform “rationalization” by appending the evaluation configuration to the original instruction (Figure 5a), and then perform rejection sampling again on these tasks with evaluation hint. During training and testing, we remove the added hints from the instruction. We report test performance over 5 training iterations.

We present our results in Figure 5b. We find iterative training without rationalization (w/o eval hint) quickly plateaus; and that training with rationalization (w/ eval hint) outperforms training without



(a) Rationalization with evaluation hint.



(b) Test performance.

Figure 5: Iterative policy learning with and without adding evaluation configuration as hints. The added evaluation dictionary (in blue) is part of the task configuration provided by OSWorld.

rationalization. However, we find no method achieves better than 50% success rate. We believe this is due to the challenging nature of these long-horizon agent tasks. Even when the evaluation configurations are provided as additional hints, we observe that $\pi_{\mathcal{W}}(\theta)$ can only solve a portion of the tasks that it fails to solve otherwise. This indicates that agent tasks, such as computer-use, remains to be a challenging domain for current language models.

5.3 Quantifying World Model Accuracy

In this work, we introduced Dyna-Think to integrate world model learning with policy learning in a single $\pi_{\mathcal{W}}(\theta)$. To measure the effectiveness of this world model learning, we now evaluate the **World Model Accuracy** (Acc.) of different models, and the **Pearson Correlation Coefficient** (r) between the (average) world model accuracy for each task and the task success. To evaluate world model accuracy given an action $a_i = \langle \text{think}_i, \text{act}_i \rangle$ generated by $\pi_{\mathcal{W}}(\theta)$, we 1) prompt GPT-4o to extract the world model simulation text from think_i that corresponds to act_i ; and 2) prompt GPT-4o judge whether the extracted simulation is correct *given the next state* o_{i+1} after executing a_i . For each model, we calculate this for every turn in each trajectory that terminated within a maximum of 30 steps. Please refer to Appendix F.1 for prompts used and more details. We present the results in Table 4.

In Table 4, we find that 1) models that achieve a higher success rate also achieve a higher world model accuracy, and that 2) average world model accuracy for each task shows strong correlation with task success, with a minimum correlation of $r = 0.32$ across all models. Next, we find that DDT training significantly improved the world model accuracy (16.8% absolute) along with an improved success rate, even though it was trained on the *same set of policy data* as RFT (see Section 4.3). This shows that combining world-model and policy learning effectively boosts AI agent performance.

6 Conclusion

We present Dyna-Think, a new thinking framework that synergizes reasoning, acting, and *planning by simulating with an internal world model* to improve the performance of AI agents. To initialize Dyna-Think, we propose DIT to reconstruct R1’s thinking process and focus on performing compressed world model simulation; and then trains a policy using these reconstructed data. To enhance Dyna-Think, we introduce DDT, a Dyna-style training method to perform both world model training and policy training on a single model. We evaluated our methods on the challenging OSWorld benchmark, and find our models based on Qwen2.5-32B-Instruct reach a similar best-of-n performance compared to R1 (685B), while generating 2x less tokens on average. Our extensive empirical analysis reveals that 1) critique-style world model training is effective for policy improvement; and 2) stronger AI agents show stronger world modeling ability. Our results suggest a promising direction for integrating world model simulation into AI agents to enhance their reasoning, planning, and acting abilities.

Table 4: Measuring the world model accuracy (Acc) of different policies, and the correlation (r) between the average world model accuracy per task and its task success rate.

Method	Policy		World Model	
	Avg	BoN	Acc	r
R1-distill-70B	7.6	15.5	31.3	0.32
R1	31.2	44.8	53.1	0.37
DIT(R1)	22.6	35.6	38.9	0.45
+RFT	23.2	38.5	46.6	0.37
+DDT($\hat{\mathcal{T}}_{\text{critic}}$)	26.6	44.3	55.7	0.44

References

- Saaket Agashe, Jiuzhou Han, Shuyu Gan, Jiachen Yang, Ang Li, and Xin Eric Wang. Agent s: An open agentic framework that uses computers like a human, 2024. URL <https://arxiv.org/abs/2410.08164>.
- Saaket Agashe, Kyle Wong, Vincent Tu, Jiachen Yang, Ang Li, and Xin Eric Wang. Agent s2: A compositional generalist-specialist framework for computer use agents, 2025. URL <https://arxiv.org/abs/2504.00906>.
- Anthropic. Claude 3.7 Sonnet and Claude Code. <https://www.anthropic.com/news/claude-3-7-sonnet>, 2025a. Accessed: 2025-05-13.
- Anthropic. Introducing computer use, a new Claude 3.5 Sonnet, and Claude 3.5 Haiku. <https://www.anthropic.com/news/3-5-models-and-computer-use/>, 2025b. Accessed: 2025-05-12.
- Hao Bai, Yifei Zhou, Mert Cemri, Jiayi Pan, Alane Suhr, Sergey Levine, and Aviral Kumar. Digirl: Training in-the-wild device-control agents with autonomous reinforcement learning, 2024. URL <https://arxiv.org/abs/2406.11896>.
- Yuntao Bai, Saurav Kadavath, Sandipan Kundu, Amanda Askell, Jackson Kernion, Andy Jones, Anna Chen, Anna Goldie, Azalia Mirhoseini, Cameron McKinnon, Carol Chen, Catherine Olsson, Christopher Olah, Danny Hernandez, Dawn Drain, Deep Ganguli, and et al. Constitutional ai: Harmlessness from ai feedback, 2022. URL <https://arxiv.org/abs/2212.08073>.
- Rogério Bonatti, Dan Zhao, Francesco Bonacci, Dillon Dupont, Sara Abdali, Yinheng Li, Yadong Lu, Justin Wagle, Kazuhito Koishida, Arthur Buckner, Lawrence Jang, and Zack Hui. Windows agent arena: Evaluating multi-modal os agents at scale, 2024. URL <https://arxiv.org/abs/2409.08264>.
- Hyungjoo Chae, Namyoun Kim, Kai Tzu iunn Ong, Minju Gwak, Gwanwoo Song, Jihoon Kim, Sunghwan Kim, Dongha Lee, and Jinyoung Yeo. Web agents with world models: Learning and leveraging environment dynamics in web navigation, 2025. URL <https://arxiv.org/abs/2410.13232>.
- Baian Chen, Chang Shu, Ehsan Shareghi, Nigel Collier, Karthik Narasimhan, and Shunyu Yao. Fireact: Toward language agent fine-tuning, 2023. URL <https://arxiv.org/abs/2310.05915>.
- Kevin Chen, Marco Cusumano-Towner, Brody Huval, Aleksei Petrenko, Jackson Hamburger, Vladlen Koltun, and Philipp Krähenbühl. Reinforcement learning for long-horizon interactive llm agents, 2025. URL <https://arxiv.org/abs/2502.01600>.
- Alejandro Cuadron, Dacheng Li, Wenjie Ma, Xingyao Wang, Yichuan Wang, Siyuan Zhuang, Shu Liu, Luis Gaspar Schroeder, Tian Xia, Huanzhi Mao, Nicholas Thumiger, Aditya Desai, Ion Stoica, Ana Klimovic, Graham Neubig, and Joseph E. Gonzalez. The danger of overthinking: Examining the reasoning-action dilemma in agentic tasks, 2025. URL <https://arxiv.org/abs/2502.08235>.
- DeepSeek-AI, Daya Guo, Dejian Yang, Haowei Zhang, Junxiao Song, Ruoyu Zhang, Runxin Xu, Qihao Zhu, Shirong Ma, Peiyi Wang, Xiao Bi, Xiaokang Zhang, Xingkai Yu, Yu Wu, Z. F. Wu, Zhibin Gou, Zhihong Shao, Zhuoshu Li, Ziyi Gao, Aixin Liu, Bing Xue, Bingxuan Wang, Bochao Wu, Bei Feng, Chengda Lu, Chenggang Zhao, Chengqi Deng, Chenyu Zhang, Chong Ruan, and et al. Deepseek-rl: Incentivizing reasoning capability in llms via reinforcement learning, 2025. URL <https://arxiv.org/abs/2501.12948>.
- Tianqing Fang, Hongming Zhang, Zhisong Zhang, Kaixin Ma, Wenhao Yu, Haitao Mi, and Dong Yu. Webevolver: Enhancing web agent self-improvement with coevolving world model, 2025. URL <https://arxiv.org/abs/2504.21024>.
- Kanishk Gandhi, Ayush Chakravarthy, Anikait Singh, Nathan Lile, and Noah D. Goodman. Cognitive behaviors that enable self-improving reasoners, or, four habits of highly effective stars, 2025. URL <https://arxiv.org/abs/2503.01307>.

- Boyu Gou, Ruohan Wang, Boyuan Zheng, Yanan Xie, Cheng Chang, Yiheng Shu, Huan Sun, and Yu Su. Navigating the digital world as humans do: Universal visual grounding for gui agents, 2025. URL <https://arxiv.org/abs/2410.05243>.
- Yu Gu, Kai Zhang, Yuting Ning, Boyuan Zheng, Boyu Gou, Tianci Xue, Cheng Chang, Sanjari Srivastava, Yanan Xie, Peng Qi, Huan Sun, and Yu Su. Is your llm secretly a world model of the internet? model-based planning for web agents, 2025. URL <https://arxiv.org/abs/2411.06559>.
- Shibo Hao, Yi Gu, Haodi Ma, Joshua Jiahua Hong, Zhen Wang, Daisy Zhe Wang, and Zhiting Hu. Reasoning with language model is planning with world model, 2023. URL <https://arxiv.org/abs/2305.14992>.
- Wenyi Hong, Weihan Wang, Qingsong Lv, Jiazheng Xu, Wenmeng Yu, Junhui Ji, Yan Wang, Zihan Wang, Yuxuan Zhang, Juanzi Li, Bin Xu, Yuxiao Dong, Ming Ding, and Jie Tang. Cogagent: A visual language model for gui agents, 2024. URL <https://arxiv.org/abs/2312.08914>.
- Jiaxin Huang, Shixiang Shane Gu, Le Hou, Yuexin Wu, Xuezhi Wang, Hongkun Yu, and Jiawei Han. Large language models can self-improve, 2022. URL <https://arxiv.org/abs/2210.11610>.
- Hakan Inan, Kartikeya Upasani, Jianfeng Chi, Rashi Rungta, Krithika Iyer, Yuning Mao, Michael Tontchev, Qing Hu, Brian Fuller, Davide Testuggine, and Madian Khabza. Llama guard: Llm-based input-output safeguard for human-ai conversations, 2023. URL <https://arxiv.org/abs/2312.06674>.
- Carlos E. Jimenez, John Yang, Alexander Wettig, Shunyu Yao, Kexin Pei, Ofir Press, and Karthik Narasimhan. Swe-bench: Can language models resolve real-world github issues?, 2024. URL <https://arxiv.org/abs/2310.06770>.
- Bowen Jin, Hansi Zeng, Zhenrui Yue, Jinsung Yoon, Sercan Arik, Dong Wang, Hamed Zamani, and Jiawei Han. Search-r1: Training llms to reason and leverage search engines with reinforcement learning, 2025. URL <https://arxiv.org/abs/2503.09516>.
- Doyoung Kim, Jongwon Lee, Jinho Park, and Minjoon Seo. How language models extrapolate outside the training data: A case study in textualized gridworld, 2024. URL <https://arxiv.org/abs/2406.15275>.
- Jing Yu Koh, Robert Lo, Lawrence Jang, Vikram Duvvur, Ming Chong Lim, Po-Yu Huang, Graham Neubig, Shuyan Zhou, Ruslan Salakhutdinov, and Daniel Fried. Visualwebarena: Evaluating multimodal agents on realistic visual web tasks, 2024a. URL <https://arxiv.org/abs/2401.13649>.
- Jing Yu Koh, Stephen McAleer, Daniel Fried, and Ruslan Salakhutdinov. Tree search for language model agents, 2024b. URL <https://arxiv.org/abs/2407.01476>.
- Hanyu Lai, Xiao Liu, Iat Long Iong, Shuntian Yao, Yuxuan Chen, Pengbo Shen, Hao Yu, Hanchen Zhang, Xiaohan Zhang, Yuxiao Dong, and Jie Tang. Autowebglm: Bootstrap and reinforce a large language model-based web navigating agent, 2024. URL <https://arxiv.org/abs/2404.03648>.
- Yuetai Li, Xiang Yue, Zhangchen Xu, Fengqing Jiang, Luyao Niu, Bill Yuchen Lin, Bhaskar Ramasubramanian, and Radha Poovendran. Small models struggle to learn from strong reasoners, 2025. URL <https://arxiv.org/abs/2502.12143>.
- Evan Zheran Liu, Kelvin Guu, Panupong Pasupat, Tianlin Shi, and Percy Liang. Reinforcement learning on web interfaces using workflow-guided exploration. In *International Conference on Learning Representations (ICLR)*, 2018. URL <https://arxiv.org/abs/1802.08802>.
- Haowei Liu, Xi Zhang, Haiyang Xu, Yuyang Wanyan, Junyang Wang, Ming Yan, Ji Zhang, Chunfeng Yuan, Changsheng Xu, Weiming Hu, and Fei Huang. Pc-agent: A hierarchical multi-agent collaboration framework for complex task automation on pc, 2025. URL <https://arxiv.org/abs/2502.14282>.

- David Marr. *Vision: A Computational Investigation into the Human Representation and Processing of Visual Information*. Henry Holt and Co., Inc., New York, NY, USA, 1982. ISBN 0716715678.
- OpenAI. New and improved content moderation tooling. <https://openai.com/index/new-and-improved-content-moderation-tooling/>, 2022. Accessed: 2025-05-13.
- OpenAI. Introducing OpenAI o1. <https://openai.com/o1/>, 2024. Accessed: 2024-09-29.
- OpenAI. Introducing OpenAI o3 and o4-mini. <https://openai.com/index/introducing-o3-and-o4-mini/>, 2025a. Accessed: 2025-05-13.
- OpenAI. Computer-Using Agent. <https://openai.com/index/computer-using-agent/>, 2025b. Accessed: 2025-05-13.
- Jiayi Pan, Yichi Zhang, Nicholas Tomlin, Yifei Zhou, Sergey Levine, and Alane Suhr. Autonomous evaluation and refinement of digital agents, 2024. URL <https://arxiv.org/abs/2404.06474>.
- Deepak Pathak, Pulkit Agrawal, Alexei A. Efros, and Trevor Darrell. Curiosity-driven exploration by self-supervised prediction, 2017. URL <https://arxiv.org/abs/1705.05363>.
- Baolin Peng, Xiujun Li, Jianfeng Gao, Jingjing Liu, Kam-Fai Wong, and Shang-Yu Su. Deep dyna-q: Integrating planning for task-completion dialogue policy learning, 2018. URL <https://arxiv.org/abs/1801.06176>.
- Yujia Qin, Yining Ye, Junjie Fang, Haoming Wang, Shihao Liang, Shizuo Tian, Junda Zhang, Jiahao Li, Yunxin Li, Shijue Huang, Wanjun Zhong, Kuanye Li, Jiale Yang, Yu Miao, Woyu Lin, Longxiang Liu, Xu Jiang, Qianli Ma, Jingyu Li, Xiaojun Xiao, Kai Cai, Chuang Li, Yaowei Zheng, Chaolin Jin, Chen Li, Xiao Zhou, Minchao Wang, Haoli Chen, Zhaojian Li, Haihua Yang, Haifeng Liu, Feng Lin, Tao Peng, Xin Liu, and Guang Shi. Ui-tars: Pioneering automated gui interaction with native agents, 2025. URL <https://arxiv.org/abs/2501.12326>.
- Qwen, :, An Yang, Baosong Yang, Beichen Zhang, Binyuan Hui, Bo Zheng, Bowen Yu, Chengyuan Li, Dayiheng Liu, Fei Huang, Haoran Wei, Huan Lin, Jian Yang, Jianhong Tu, Jianwei Zhang, Jianxin Yang, Jiayi Yang, Jingren Zhou, Junyang Lin, Kai Dang, Keming Lu, Keqin Bao, Kexin Yang, Le Yu, Mei Li, Mingfeng Xue, and et al. Qwen2.5 technical report, 2025. URL <https://arxiv.org/abs/2412.15115>.
- Rafael Rafailov, Archit Sharma, Eric Mitchell, Stefano Ermon, Christopher D. Manning, and Chelsea Finn. Direct preference optimization: Your language model is secretly a reward model, 2024. URL <https://arxiv.org/abs/2305.18290>.
- Samyam Rajbhandari, Jeff Rasley, Olatunji Ruwase, and Yuxiong He. Zero: Memory optimizations toward training trillion parameter models, 2020. URL <https://arxiv.org/abs/1910.02054>.
- R. P. Rao and D. H. Ballard. Predictive coding in the visual cortex: a functional interpretation of some extra-classical receptive-field effects. *Nature neuroscience*, 2(1):79–87, jan 1999. ISSN 1097-6256. doi: 10.1038/4580. URL <http://dx.doi.org/10.1038/4580>.
- Christopher Rawles, Alice Li, Daniel Rodriguez, Oriana Riva, and Timothy Lillicrap. Android in the wild: A large-scale dataset for android device control, 2023. URL <https://arxiv.org/abs/2307.10088>.
- Christopher Rawles, Sarah Clinckemaillie, Yifan Chang, Jonathan Waltz, Gabrielle Lau, Marybeth Fair, Alice Li, William Bishop, Wei Li, Folawiyi Campbell-Ajala, Daniel Toyama, Robert Berry, Divya Tyamagundlu, Timothy Lillicrap, and Oriana Riva. Androidworld: A dynamic benchmarking environment for autonomous agents, 2024. URL <https://arxiv.org/abs/2405.14573>.
- John Schulman, Filip Wolski, Prafulla Dhariwal, Alec Radford, and Oleg Klimov. Proximal policy optimization algorithms, 2017. URL <https://arxiv.org/abs/1707.06347>.

- Zhihong Shao, Peiyi Wang, Qihao Zhu, Runxin Xu, Junxiao Song, Xiao Bi, Haowei Zhang, Mingchuan Zhang, Y. K. Li, Y. Wu, and Daya Guo. Deepseekmath: Pushing the limits of mathematical reasoning in open language models, 2024. URL <https://arxiv.org/abs/2402.03300>.
- Charlie Snell, Jaehoon Lee, Kelvin Xu, and Aviral Kumar. Scaling llm test-time compute optimally can be more effective than scaling model parameters, 2024. URL <https://arxiv.org/abs/2408.03314>.
- Hongjin Su, Ruoxi Sun, Jinsung Yoon, Pengcheng Yin, Tao Yu, and Sercan Ö. Arik. Learn-by-interact: A data-centric framework for self-adaptive agents in realistic environments, 2025. URL <https://arxiv.org/abs/2501.10893>.
- Richard S. Sutton. Dyna, an integrated architecture for learning, planning, and reacting. *SIGART Bull.*, 2(4):160–163, July 1991. ISSN 0163-5719. doi: 10.1145/122344.122377. URL <https://doi.org/10.1145/122344.122377>.
- Hugo Touvron, Louis Martin, Kevin Stone, Peter Albert, Amjad Almahairi, Yasmine Babaei, Nikolay Bashlykov, Soumya Batra, Prajjwal Bhargava, Shruti Bhosale, Dan Bikel, Lukas Blecher, Cristian Canton Ferrer, Moya Chen, Guillem Cucurull, David Esiobu, Jude Fernandes, Jeremy Fu, Wenyin Fu, Brian Fuller, Cynthia Gao, and et al. Llama 2: Open foundation and fine-tuned chat models, 2023. URL <https://arxiv.org/abs/2307.09288>.
- Harsh Trivedi, Tushar Khot, Mareike Hartmann, Ruskin Manku, Vinty Dong, Edward Li, Shashank Gupta, Ashish Sabharwal, and Niranjan Balasubramanian. Appworld: A controllable world of apps and people for benchmarking interactive coding agents, 2024. URL <https://arxiv.org/abs/2407.18901>.
- Karthik Valmeekam, Sarath Sreedharan, Matthew Marquez, Alberto Olmo, and Subbarao Kambhampati. On the planning abilities of large language models (a critical investigation with a proposed benchmark), 2023. URL <https://arxiv.org/abs/2302.06706>.
- Karthik Valmeekam, Kaya Stechly, and Subbarao Kambhampati. Llms still can’t plan; can llms? a preliminary evaluation of openai’s o1 on planbench, 2024. URL <https://arxiv.org/abs/2409.13373>.
- Ruoyao Wang, Graham Todd, Ziang Xiao, Xingdi Yuan, Marc-Alexandre Côté, Peter Clark, and Peter Jansen. Can language models serve as text-based world simulators?, 2024a. URL <https://arxiv.org/abs/2406.06485>.
- Xingyao Wang, Boxuan Li, Yufan Song, Frank F. Xu, Xiangru Tang, Mingchen Zhuge, Jiayi Pan, Yueqi Song, Bowen Li, Jaskirat Singh, Hoang H. Tran, Fuqiang Li, Ren Ma, Mingzhang Zheng, Bill Qian, Yanjun Shao, Niklas Muennighoff, Yizhe Zhang, Binyuan Hui, Junyang Lin, Robert Brennan, Hao Peng, Heng Ji, and Graham Neubig. Opendevin: An open platform for ai software developers as generalist agents, 2024b. URL <https://arxiv.org/abs/2407.16741>.
- Yuexin Wu, Xiujun Li, Jingjing Liu, Jianfeng Gao, and Yiming Yang. Switch-based active deep dyna-q: Efficient adaptive planning for task-completion dialogue policy learning, 2018. URL <https://arxiv.org/abs/1811.07550>.
- Yuyang Wu, Yifei Wang, Tianqi Du, Stefanie Jegelka, and Yisen Wang. When more is less: Understanding chain-of-thought length in llms, 2025. URL <https://arxiv.org/abs/2502.07266>.
- Tianbao Xie, Danyang Zhang, Jixuan Chen, Xiaochuan Li, Siheng Zhao, Ruisheng Cao, Toh Jing Hua, Zhoujun Cheng, Dongchan Shin, Fangyu Lei, Yitao Liu, Yiheng Xu, Shuyan Zhou, Silvio Savarese, Caiming Xiong, Victor Zhong, and Tao Yu. Osworld: Benchmarking multimodal agents for open-ended tasks in real computer environments, 2024. URL <https://arxiv.org/abs/2404.07972>.
- Yiheng Xu, Zekun Wang, Junli Wang, Dunjie Lu, Tianbao Xie, Amrita Saha, Doyen Sahoo, Tao Yu, and Caiming Xiong. Aguvis: Unified pure vision agents for autonomous gui interaction, 2025. URL <https://arxiv.org/abs/2412.04454>.

- John Yang, Carlos E. Jimenez, Alexander Wettig, Kilian Lieret, Shunyu Yao, Karthik Narasimhan, and Ofir Press. Swe-agent: Agent-computer interfaces enable automated software engineering, 2024a. URL <https://arxiv.org/abs/2405.15793>.
- Yuhao Yang, Yue Wang, Dongxu Li, Ziyang Luo, Bei Chen, Chao Huang, and Junnan Li. Aria-ui: Visual grounding for gui instructions, 2024b. URL <https://arxiv.org/abs/2412.16256>.
- Shunyu Yao, Howard Chen, John Yang, and Karthik Narasimhan. Webshop: Towards scalable real-world web interaction with grounded language agents, 2023a. URL <https://arxiv.org/abs/2207.01206>.
- Shunyu Yao, Jeffrey Zhao, Dian Yu, Nan Du, Izhak Shafran, Karthik Narasimhan, and Yuan Cao. React: Synergizing reasoning and acting in language models, 2023b. URL <https://arxiv.org/abs/2210.03629>.
- Xiao Yu, Maximillian Chen, and Zhou Yu. Prompt-based monte-carlo tree search for goal-oriented dialogue policy planning, 2023. URL <https://arxiv.org/abs/2305.13660>.
- Xiao Yu, Baolin Peng, Michel Galley, Jianfeng Gao, and Zhou Yu. Teaching language models to self-improve through interactive demonstrations, 2024a. URL <https://arxiv.org/abs/2310.13522>.
- Xiao Yu, Baolin Peng, Vineeth Vajipey, Hao Cheng, Michel Galley, Jianfeng Gao, and Zhou Yu. Exact: Teaching ai agents to explore with reflective-mcts and exploratory learning, 2024b. URL <https://arxiv.org/abs/2410.02052>.
- Eric Zelikman, Yuhuai Wu, Jesse Mu, and Noah D. Goodman. Star: Bootstrapping reasoning with reasoning, 2022. URL <https://arxiv.org/abs/2203.14465>.
- Aohan Zeng, Mingdao Liu, Rui Lu, Bowen Wang, Xiao Liu, Yuxiao Dong, and Jie Tang. Agenttuning: Enabling generalized agent abilities for llms, 2023. URL <https://arxiv.org/abs/2310.12823>.
- Jianguo Zhang, Tian Lan, Ming Zhu, Zuxin Liu, Thai Hoang, Shirley Kokane, Weiran Yao, Juntao Tan, Akshara Prabhakar, Haolin Chen, Zhiwei Liu, Yihao Feng, Tulika Awalgaonkar, Rithesh Murthy, Eric Hu, Zeyuan Chen, Ran Xu, Juan Carlos Niebles, Shelby Heinecke, Huan Wang, Silvio Savarese, and Caiming Xiong. xlam: A family of large action models to empower ai agent systems. *arXiv*, 2024. URL <https://arxiv.org/abs/2409.03215>.
- Andy Zhou, Kai Yan, Michal Shlapentokh-Rothman, Haohan Wang, and Yu-Xiong Wang. Language agent tree search unifies reasoning acting and planning in language models, 2024a. URL <https://arxiv.org/abs/2310.04406>.
- Shuyan Zhou, Frank F. Xu, Hao Zhu, Xuhui Zhou, Robert Lo, Abishek Sridhar, Xianyi Cheng, Tianyue Ou, Yonatan Bisk, Daniel Fried, Uri Alon, and Graham Neubig. Webarena: A realistic web environment for building autonomous agents, 2024b. URL <https://arxiv.org/abs/2307.13854>.
- Xueyang Zhou, Guiyao Tie, Guowen Zhang, Weidong Wang, Zhigang Zuo, Di Wu, Duanfeng Chu, Pan Zhou, Lichao Sun, and Neil Zhenqiang Gong. Large reasoning models in agent scenarios: Exploring the necessity of reasoning capabilities, 2025. URL <https://arxiv.org/abs/2503.11074>.
- Zhanke Zhou, Rong Tao, Jianing Zhu, Yiwen Luo, Zengmao Wang, and Bo Han. Can language models perform robust reasoning in chain-of-thought prompting with noisy rationales?, 2024c. URL <https://arxiv.org/abs/2410.23856>.
- Lixin Zou, Long Xia, Pan Du, Zhuo Zhang, Ting Bai, Weidong Liu, Jian-Yun Nie, and Dawei Yin. Pseudo dyna-q: A reinforcement learning framework for interactive recommendation. In *Proceedings of the 13th International Conference on Web Search and Data Mining, WSDM '20*, pp. 816–824, New York, NY, USA, 2020. Association for Computing Machinery. ISBN 9781450368223. doi: 10.1145/3336191.3371801. URL <https://doi.org/10.1145/3336191.3371801>.

NeurIPS Paper Checklist

1. Claims

Question: Do the main claims made in the abstract and introduction accurately reflect the paper’s contributions and scope?

Answer: [Yes]

Justification: We have justified claims made in our experiments (Section 4) and discussion sections (Section 5).

2. Limitations

Question: Does the paper discuss the limitations of the work performed by the authors?

Answer: [Yes]

Justification: We provided a limitation section in Appendix A.

3. Theory assumptions and proofs

Question: For each theoretical result, does the paper provide the full set of assumptions and a complete (and correct) proof?

Answer: [NA]

Justification: NA.

4. Experimental result reproducibility

Question: Does the paper fully disclose all the information needed to reproduce the main experimental results of the paper to the extent that it affects the main claims and/or conclusions of the paper (regardless of whether the code and data are provided or not)?

Answer: [Yes]

Justification: We provided detailed experimental setups and training details in Section 4.2. We also provided relevant prompts used in our methods in Appendices C to F

5. Open access to data and code

Question: Does the paper provide open access to the data and code, with sufficient instructions to faithfully reproduce the main experimental results, as described in supplemental material?

Answer: [Yes]

Justification: Yes, we will release our training data and code when accepted.

6. Experimental setting/details

Question: Does the paper specify all the training and test details (e.g., data splits, hyperparameters, how they were chosen, type of optimizer, etc.) necessary to understand the results?

Answer: [Yes]

Justification: We provided detailed training/test dataset statistics in Section 4.1 and optimization details in Section 4.2.

7. Experiment statistical significance

Question: Does the paper report error bars suitably and correctly defined or other appropriate information about the statistical significance of the experiments?

Answer: [Yes]

Justification: We reported both average performance, best-of-n performance, and standard deviation in our main results in Section 4.

8. Experiments compute resources

Question: For each experiment, does the paper provide sufficient information on the computer resources (type of compute workers, memory, time of execution) needed to reproduce the experiments?

Answer: [Yes]

Justification: We reported our computation resource in Section 4.2.

9. Code of ethics

Question: Does the research conducted in the paper conform, in every respect, with the NeurIPS Code of Ethics <https://neurips.cc/public/EthicsGuidelines>?

Answer: [Yes]

Justification: We believe our work conforms to NeurIPS code of ethics, and did not cause harms to human subjects or negatively impact the society.

10. Broader impacts

Question: Does the paper discuss both potential positive societal impacts and negative societal impacts of the work performed?

Answer: [Yes]

Justification: We have discussed broader impacts of our work in the abstract, conclusion (Section 6), and ethics statement section (Appendix B).

11. Safeguards

Question: Does the paper describe safeguards that have been put in place for responsible release of data or models that have a high risk for misuse (e.g., pretrained language models, image generators, or scraped datasets)?

Answer: [Yes]

Justification: Our training data mainly come from OpenAI’s and DeepSeek-R1’s API, which are already moderated for safety guardrails.

12. Licenses for existing assets

Question: Are the creators or original owners of assets (e.g., code, data, models), used in the paper, properly credited and are the license and terms of use explicitly mentioned and properly respected?

Answer: [Yes]

Justification: We have credited original owners of assets (e.g., data and models).

13. New assets

Question: Are new assets introduced in the paper well documented and is the documentation provided alongside the assets?

Answer: [Yes]

Justification: We provided detailed training/test dataset statistics in Section 4.1, and information about our trained models in Section 4. We will release these assets when accepted.

14. Crowdsourcing and research with human subjects

Question: For crowdsourcing experiments and research with human subjects, does the paper include the full text of instructions given to participants and screenshots, if applicable, as well as details about compensation (if any)?

Answer: [NA]

Justification: NA.

15. Institutional review board (IRB) approvals or equivalent for research with human subjects

Question: Does the paper describe potential risks incurred by study participants, whether such risks were disclosed to the subjects, and whether Institutional Review Board (IRB) approvals (or an equivalent approval/review based on the requirements of your country or institution) were obtained?

Answer: [NA]

Justification: NA.

16. Declaration of LLM usage

Question: Does the paper describe the usage of LLMs if it is an important, original, or non-standard component of the core methods in this research? Note that if the LLM is used only for writing, editing, or formatting purposes and does not impact the core methodology, scientific rigorousness, or originality of the research, declaration is not required.

Answer: [Yes]

Justification: We listed our prompts used in Appendices C to F.

A Limitations

Training Long-Horizon Trajectories Computer-use tasks on benchmarks such as OSWorld (Xie et al., 2024) often require 10 and sometimes up to 100 steps to complete using current LLM (OpenAI, 2025b; Anthropic, 2025b). This makes model training challenging due to significantly increased sequence length. In this work, we train each a_i by keeping a maximum context length of 20480 tokens (about 3-4 turns), and use DeepSpeed Zero-3 (Rajbhandari et al., 2020) to reduce memory usage. In general, we believe memory-efficient methods to enable long-context training will be beneficial, which we leave for future work.

Base Model Capability Powerful agents based on LLMs such as DeepSeek-R1 often have model sizes reaching hundreds of billions of parameters. In this work, we used Qwen2.5-32B-Instruct as we found training smaller models (e.g., 7B in size) yields limited performance improvements. We believe this is due to the challenging nature of 1) computer-use tasks; and 2) learning long-CoT data (Li et al., 2025). To significantly improve computer-use performance for these smaller models, we believe substantial task-specific post-training may be required. We leave this for future work.

Benchmark Limitations In this work, we evaluated on OSWorld (Xie et al., 2024), which to our knowledge is the most diverse computer-use benchmark available. Similar to research in model self-improvement, our approach aims to improve AI agent’s performance mainly using data created by itself (i.e., from online rollouts). In our main experiments, we thus compared different models and methods across 5 domains (OS, VSCode, Chrome, GIMP, and Thunderbird), and excluded domains such as VLC and LibreOffice Impress that frequently encounter representation issues (e.g., VLC interacts with a video file, and LibreOffice Impress requires visual changes to a powerpoint slide). In Appendix E.1, we find these domains results in poor performance even after distillation from R1. We believe methods that bootstrap model performance from zero would be highly valuable in these domains. We leave this for future work.

B Ethics Statement

Generally, while most methods and models are not designed for unethical usage, there is often potential for abuse in their applications. Computer-use agents can be used for a wide-range of tasks such as automating form filling, information gathering, software development, and more. In this work, we proposed our Dyna-Think framework to enhance the performance and (token) efficiency of AI agents. However, since computer-use agents are fundamentally task-agnostic, it is possible to use them for unethical tasks such as scamming or disseminating false information on the internet. We believe developing guardrails such as safety filters (OpenAI, 2022; Inan et al., 2023) are highly valuable for AI agent research. We do not condone the use of our Dyna-Think methods for any unlawful or morally unjust purposes.

C Dyna-Think Imitation Learning Details

We use GPT-4o to reconstruct R1-style reasoning in Section 3.2. For each turn in an R1-generated trajectory, we prompt GPT-4o to reconstruct a_i given its immediate previous observation o_{i-1} and relevant system instructions. We present our prompt in Table A3. A reconstructed output is shown in Figure A1. For R1 responses within 550 tokens, we do not perform abbreviation as these responses already mostly only constitutes verification, world model simulation, and action. To help ensure GPT-4o removes as much token as possible, for each prompt we sample 5 outputs, and use the shortest output in our DIT training corpus.

D Dyna-Think Dyna Training Details

D.1 World Model Data Prompts

To construct world model data, we experimented with three methods in Section 3.3. **Next-state prediction** ($\text{DDT}(\hat{\mathcal{T}})$) which trains the model to directly predict the next state; **State-difference prediction** ($\text{DDT}(\hat{\mathcal{T}}_\Delta)$) which trains the model to predict the difference $\Delta(o_i, o_{i+1})$; and **Simulation-critique generation** ($\text{DDT}(\hat{\mathcal{T}}_{\text{critic}})$), which trains the model to generate a critique for simulation in a_i . To obtain data for $\text{DDT}(\hat{\mathcal{T}}_\Delta)$ we prompt GPT-4o using prompts in Table A4. To obtain data for $\text{DDT}(\hat{\mathcal{T}}_{\text{critic}})$, we first prompt GPT-4o to extract the world model simulation in a_i corresponding to its final action, and the prompt it to generate a critique using prompts in Table A5. Example next-state, state-difference, and simulation-critique data is shown in Figure A3.

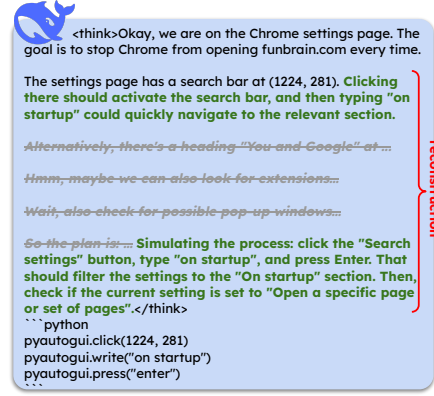


Figure A1: Example reconstruction in DIT. World model simulation is in green.

D.2 Training Details

We present an overview of Dyna-Think Dyna Training in Figure A4. Given a set of rollout trajectories, we first perform world model training and then perform policy training. During policy training, the model $\pi_{\mathcal{V}}(\theta)$ is trained to predict the next action a_i given its previous context using correct trajectories. During world model training, we experiment with three data formats: $\text{DDT}(\hat{\mathcal{T}})$ directly trains the model to predict the next state o_{i+1} ; $\text{DDT}(\hat{\mathcal{T}}_\Delta)$ trains the model to predict a natural language description of the state difference $\Delta(o_i, o_{i+1})$ generated by prompting GPT-4o (see Table A4; and $\text{DDT}(\hat{\mathcal{T}}_{\text{critic}})$ trains the model to generate a critique for the world model simulation in a_i that caused o_{i+1} (see Table A5).

To better localize the critique to its corresponding world model simulation, we additionally 1) prompt GPT-4o to inject the critique back to the original response; and 2) only train on the critique by masking out all other tokens (see Figure A2). To inject a critique back into a_i , we 1) append an id "[[id=x]]" at the end of every sentence in a_i ; and 2) prompt GPT-4o to output an injection location; and 3) inject the critique back into the response based on the output id.

D.3 Synthetic Task Generation

Since world model training only requires rollout trajectories (regardless of their correctness), we experiment with scaling up world model training by using GPT-4o to generate synthetic tasks for rollouts. Specifically, we prompted GPT-4o using the template in Table A6, and generated 200 tasks for each domain. To ensure diversity between tasks, we prompt GPT-4o to directly generate $N = 10$ distinct tasks in a single prompt, and repeat this process 20 times for each domain. After this generation process, we manually inspected multiple task and did not find obvious duplicates or unreasonable tasks.

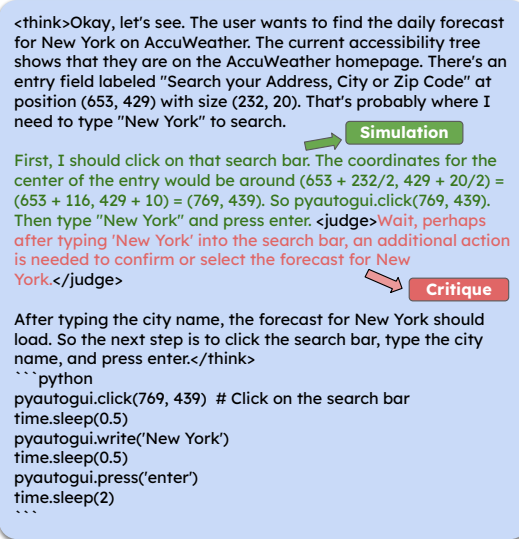


Figure A2: Example simulation critique data. We first prompt GPT-4o to extract the world model simulation (shown in green) corresponding to the final action; and then prompt GPT-4o to generate an critique (shown in red) based on the extracted simulation and the next state (see Table A5). During training, all tokens except for text in red is masked.

Next State						
tag	name	text	class	description	position (top-left x&y)	size (w&h)
label	Home	Home			(1833, 1037)	(40, 17)
push-button		Minimise	Minimise		(1162, 185)	(30, 30)
push-button		Maximise	Maximise		(1202, 185)	(30, 30)
push-button		Close	Close		(1242, 185)	(30, 30)
(...some content omitted)						
link	US WEATHER RADAR	See More U.S Weather Radar			(396, 875)	(517, 335)

Next State Diff.		Critique
The feedback popup has been successfully closed. The "Close" button and associated feedback elements are no longer present in the observation. The main flight search interface is now fully visible again.		Wait, perhaps after typing 'New York' into the search bar, an additional action is needed to confirm or select the forecast for New York.

Figure A3: Example next-state, state-difference, and simulation-critique data used in DDT training.

In practice, we notice that many tasks require additional configuration (e.g., setting up email profile for the Thunderbird domain, or downloading an image to edit in GIMP). To accommodate this, we consider a few domain-specific changes. For all synthetic tasks in the thunderbird domain, we use the same email account configurations as used in the original OSWorld dataset. For the GIMP domain, we augmented our prompt template in Table A6 to additionally include an example GIMP task configuration from the OSWorld dataset, and instructed the model to generate new tasks based on the given configuration (see Table A7). We then use the same task configuration used in the prompt, but replace the instruction with our generated task. This process ensures that the agent has the necessary initialization for the task (e.g., at least an image to edit). For all other domains (OS, Chrome, VSCode), we use an empty configuration as they do not require additional resources.

Given these synthetic tasks, we directly perform rollouts using $\pi_{\mathcal{W}}(\theta)$. We then remove trajectories that did not terminate within a maximum of 30 steps, and use all the remaining rollouts to construct world model training data used in Section 5.1. This resulted in a total of 6467 turns available for training, 8x more than the world model training data used in Section 4.3.

E OSWorld Details

E.1 Additional Domains

In Table A1, we present our model performance on domains not included in our main except (VLC, LibreOffice Impress, LibreOffice Writer, LibreOffice Calc, and Workflow). While we did observe improvement on average after training, we find these are limited (e.g., 6% improvement in VLC only corresponds to *completing 1 additional task*). Overall, we find solving tasks in these domains often encounters representation issue, such as the need to interact with a video (in VLC) or making *visual* changes to a powerpoint slide or document (in LibreOffice tasks). These visual information were often missing or mis-represented in the text-modality (accessibility tree) provided by the OSWorld benchmark. Thus, we mainly compare methods on domains such as OS, VSCode, Chrome, GIMP, and Thunderbird, where most tasks are solvable under the text-modality.

E.2 Task Augmentations

As of the date of this work, OSWorld (Xie et al., 2024) is the largest-scale computer-use benchmark available with 369 tasks covering 10 domains. However, as creating evaluators for computer-use tasks is non-trivial, this benchmark mainly serves as testing performances due to its limited size for training. To this end, we follow recent work (Su et al., 2025) and increase the number of computer-use tasks. Specifically, we manually create new tasks by modifying the original instruction; and/or the task initialization configuration; and the corresponding evaluator configuration. We ensure the resulting task is 1) *distinct* from the original task, such that action sequences that can correctly complete the original task does not complete the augmented tasks; and 2) *can be correctly evaluated* by modifying the existing evaluator configurations. We present some example augmented tasks in Table A2.

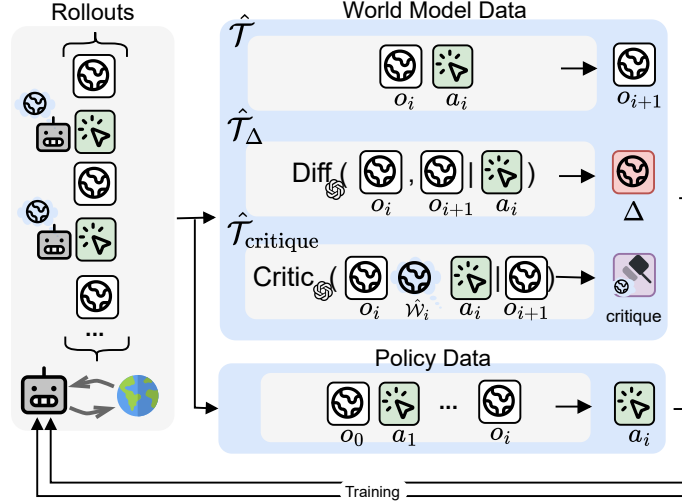


Figure A4: Illustration of Dyna-Think Dyna Training. Given a set of rollout trajectories, we first perform world model training and then perform policy training.

Table A1: Model performance on additional domains (VLC, LibreOffice Impress, LibreOffice Writer, LibreOffice Calc, and Workflow). All model training are based on Qwen-2.5-32B-Instruct. We excluded these domains from Section 4 because they often require *visual* interactions (e.g., VLC involves video controls and LibreOffice Impress often needs slide edits) that the accessibility tree often cannot represent.

Method	Gen. Token (10%-90%)	Success Rate				
		VLC (17)	Impress (47)	Writer (23)	Calc (47)	Workflow (101)
- (Qwen2.5-32B-Instruct)	0.2x-1.0x	11.76	6.38	4.35	0.00	6.93
DIRECT DISTILL(R1)	2.0x-7.7x	17.65	4.26	8.70	2.13	6.93
DIT(R1)	1.3x-2.9x	11.76	2.12	13.04	2.13	7.92

F Analysis Details

F.1 World Model Accuracy Test

Given a trajectory from $\pi_{\mathcal{W}}(\theta)$ that performs world model simulation during its thinking process, we 1) first prompt GPT-4o to extract the world model simulation corresponding to the final action a_i ; and then 2) prompt GPT-4o to judge the correctness of this simulation *given the next state*. We repeat this for every a_i in all trajectories that terminated within a maximum budget of 30 steps. We present the prompts used to extract world model simulation in Table A8, and prompts used to measure simulation accuracy in Table A9.

Table A2: Example augmented tasks. We modify the task instruction and/or the initialization configuration, such that action sequences that can correctly complete the original task does *not* complete the augmented tasks.

Domain	Task
OS	// original task
	Can you remove the first favorite app from 'favorites'?"
	// augmented tasks
	Can you remove thunderbird and google chrome from the 'favorites' apps?
	Can you remove all the favorite apps except for thunderbird from 'favorites'?"
VSCode	// original task
	Please help me install the autoDocstring extension in VS Code."
	// augmented tasks
	Please help me install the Live Server extension by Ritwick Dey in VS Code.
	Please help me install the Auto Docstring and the Docker extension in VS Code.
Chrome	// original task
	Find a men's T-Shirt that is in large size with a stripe pattern, short sleeve and under the Sales&Discount.
	// augmented tasks
	Find a men's T-Shirt that is blue, sleeveless and in XL size on Macy's website.
	Find a listing of woman's sandals with ankle strap on Macy's website."

Table A3: Prompts used abbreviate thinking in DIT. Generated response is shown in blue.

Role	Prompt
System	<p>You are an agent which follow my instruction and perform desktop computer tasks as instructed (...some content omitted)</p> <p>You are asked to complete the following task: (...some content omitted)</p>
User	<p>Given the info from accessibility tree as below:</p> <p>tag name text class description position (top-left x&y) size (w&h) label Home Home (1833, 1037) (40, 17) (...some content omitted) push-button Trash "" (0, 784) (70, 64) toggle-button Show Applications "" (0, 1010) (70, 70)</p> <p>What's the next step that you will do to help with the task?</p>
Assistant	<p><think>Okay, the user is trying to (...some content omitted)</think></p> <pre> python pyautogui.click(x=35, y=1045) # Click Show Applications time.sleep(1) pyautogui.write('terminal') (...some content omitted) </pre>
User	<p>ACTIONS TO BE EXECUTED:</p> <pre> python pyautogui.click(x=35, y=1045) # Click Show Applications time.sleep(1) pyautogui.write('terminal') (...some content omitted) </pre> <p>Your task now is to ABBREVIATE the THINKING process (inside the <think> xxx </think> part) of the previous response. Specifically, you need to KEEP THE FOLLOWING INFORMATION in the thinking section, while removing others as much as possible:</p> <ol style="list-style-type: none"> 1. Thoughts related to verification: checking whether previous action has succeeded/failed. This is usually the first paragraph in the THINKING process. 2. Thoughts related to what could be potential actions to do next, if mentioned. This usually follows after the verification process, (...some content omitted) 3. Thoughts related to final action simulation: simulating the outcome/process of the 'ACTIONS TO BE EXECUTED' section (...some content omitted) 4. Other thoughts that you believe is necessary to logically connect step 2 to step 3 above. 5. Implementation details such as code snippets related to part 2 and 3 above should also be KEPT. <p>{{one shot example}}</p> <p>Now, abbreviate the thinking process in the <think> xxx </think> section of the previous response. Your output should:</p> <ul style="list-style-type: none"> - keep the **ORIGINAL FORMATTING AND TONE** of the response (...some content omitted) - only **REMOVE UNNECESSARY THINKING PARTS WIHOUT TOUCHING ANYTHING ELSE**. You can ONLY rephrase a few sentences if they are necessary (...some content omitted) - logically **CONNECT to the 'ACTIONS TO BE EXECUTED' section**(...some content omitted) <p>Respond in the following format. DO NOT generate anything else. Abbreviated thinking process: <think>Okay, ...(your abbreviated thinking process)...</think></p>
Assistant	<p><think>Okay, the user is trying to (... some content omitted)</think></p>

Table A4: Prompts used to obtain $\Delta(o_i, o_{i+1})$ data. Generated response is highlighted in blue.

Role	Prompt
System	<p>You are an agent which follow my instruction and perform desktop computer tasks as instructed (...some content omitted)</p> <p>You are asked to complete the following task: (...some content omitted)</p>
User	<p>Given the info from accessibility tree as below:</p> <p>tag name text class description position (top-left x&y) size (w&h) label Home Home (1833, 1037) (40, 17) (...some content omitted) toggle-button Show Applications "" (0, 1010) (70, 70)</p> <p>What's the next step that you will do to help with the task?</p>
Assistant	<p><think>Okay, the user is trying to (...some content omitted)</think></p> <pre> python pyautogui.click(x=35, y=1045) # Click Show Applications time.sleep(1) pyautogui.write('terminal') (...some content omitted) </pre>
User	<p>ACTIONS TO BE EXECUTED:</p> <pre> python pyautogui.click(x=35, y=1045) # Click Show Applications time.sleep(1) pyautogui.write('terminal') (...some content omitted) </pre> <p>NEXT OBSERVATION AFTER EXECUTION:</p> <p>tag name text class description position (top-left x&y) size (w&h) label Home Home (1833, 1037) (40, 17) (...some content omitted) toggle-button Show Applications "" (0, 1010) (70, 70)</p> <p>Your task now is to describe changes in the next observation caused by the previous action. Specifically, you need to describe what changes, if any, occurred on the 'NEXT OBSERVATION AFTER EXECUTION' after executing the 'ACTIONS TO BE EXECUTED'. The description should:</p> <ol style="list-style-type: none"> 1. give high-level and functional description in detail after the action. 2. focus solely on describing the changes that are caused by the action. 3. if the 'NEXT OBSERVATION AFTER EXECUTION' is identical to the previous observation, say 'no changes'. 4. keep your description concise. **DO NOT explain why** certain changes occurred, only describe the changes in observation. <p>Now, describe the changes in 'NEXT OBSERVATION AFTER EXECUTION' that are likely caused by 'ACTIONS TO BE EXECUTED' section. Respond in the following format. DO NOT generate anything else. Keep your answer within 3 sentences.</p> <p>Changes description: <your description of the changes></p>
Assistant	<p>Changes description: The terminal has been (...some content omitted)</p>

Table A5: Prompts used to obtain $\text{Critic}(o_i, a_i | o_{i+1})$ data. Generated response is highlighted in blue. Extracted world model simulation from the agent’s response is shown in green.

Role	Prompt
System	<p>You are an agent which follow my instruction and perform desktop computer tasks as instructed (...some content omitted)</p> <p>You are asked to complete the following task: (...some content omitted)</p>
User	<p>Given the info from accessibility tree as below:</p> <p>tag name text class description position (top-left x&y) size (w&h) label Home Home (1833, 1037) (40, 17) (...some content omitted) toggle-button Show Applications "" (0, 1010) (70, 70)</p> <p>What’s the next step that you will do to help with the task?</p>
Assistant	<p><think>Okay, the user is trying to (...some content omitted)</think></p> <pre> python pyautogui.click(x=35, y=1045) # Click Show Applications time.sleep(1) pyautogui.write('terminal') (...some content omitted) </pre>
User	<p>ACTIONS TO BE EXECUTED:</p> <pre> python pyautogui.click(x=35, y=1045) # Click Show Applications time.sleep(1) pyautogui.write('terminal') (...some content omitted) </pre> <p>RELATED THINKING FROM PREVIOUS RESPONSE:</p> <p>Clicking on the ‘Show Applications’ will open an application grid. Then, we can (...some content omitted).</p> <p>NEXT OBSERVATION AFTER EXECUTION:</p> <p>tag name text class description position (top-left x&y) size (w&h) label Home Home (1833, 1037) (40, 17) (...some content omitted) toggle-button Show Applications "" (0, 1010) (70, 70)</p> <p>Your task now is to JUDGE if the action (in the ‘ACTIONS TO BE EXECUTED’ section) achieved the intended effect in the ‘ACTUAL NEXT STATE’ section. Specifically, you need to:</p> <ol style="list-style-type: none"> 1. decide whether the ‘RELATED THINKING FROM PREVIOUS RESPONSE’ section is correct based on the ‘ACTUAL NEXT STATE’ section. 2. provide a confidence score from 0 to 5 for the above judgment, where 0 means ‘not at all confident’ and 5 means ‘very confident’. 3. if you think ‘RELATED THINKING FROM PREVIOUS RESPONSE’ is incorrect, provide a one-sentence reason (...some content omitted) 4. if you thin the ‘RELATED THINKING FROM PREVIOUS RESPONSE’ is correct, provide a one-sentence reason (...some content omitted) <p>NOTE: if the thinking is CORRECT, then the hint should: - (...some content omitted) - start with ‘Yes, ...’.</p> <p>NOTE: if the thinking is INCORRECT, then the hint should: - (...some content omitted) - start with ‘Wait, ...’. (...some content omitted)</p>
Assistant	<p>is_simulation_correct: False</p> <p>confidence: 5</p> <p>reason: Terminal application is not present in the next state (...some content omitted)</p> <p>in_context_hint: Wait, maybe we need to wait a bit before typing ‘terminal’, or ...</p>

Table A6: Prompts used to generate synthetic task instructions in domains excluding GIMP. Generated response is highlighted in blue, with `{domain}` set to chrome.

Role	Prompt
User	<p>You are a helpful assistant. Imagine you are in an Ubuntu VMware environment, with access to applications like os, vscode, chrome, gimp, thunderbird, etc.</p> <p>Your mission is to generate a list of 10 task instructions that can be performed in this environment, and the tasks should be related to a given domain (application), which means the tasks can be solved mainly by this application.</p> <p>You should guarantee:</p> <ol style="list-style-type: none"> (1) The tasks should be clear to understand and should be related to common activities that a user might perform in a virtual machine environment. (2) The tasks should not be exploratory, i.e. whether the tasks are completed correctly should be verifiable. You should avoid using words like "set a secure password", "install a specific software", etc. Instead, you should explicitly nominate these by making up them or using your knowledge. (3) The tasks should be interesting and challenging, but not too complicated, i.e. a user may accomplish them in a few minutes. (4) You don't need to consider the exact environment, such as the file structure and the application versions, etc. You can add details to the tasks as long as they look reasonable and not too complicated. (5) The list of tasks should be diverse and cover a range of different activities related to the given domain. (6) You should NOT add indexes or titles to the tasks. Directly list the task instructions split by new lines. <p>The domain for the tasks is "<code>{domain}</code>".</p>
Assistant	<p>Access the Chrome settings and enable "Do Not Track" requests for all websites.</p> <p>Open Chrome and go to the YouTube website. Search for a video on sports topic and add it to the "Watch Later" playlist to ensure you can access it later.</p> <p>Set up Chrome to automatically translate web pages written in a foreign language to English using the built-in translation feature.</p> <p>Use Chrome to download a PDF version of a popular Ubuntu guide, ensuring it's saved to the "Downloads" folder.</p> <p>Use the "Save as PDF" feature in Chrome to save an online recipe from a cooking website to your desktop.</p> <p>Enable the reading list feature in Chrome's settings. Add three different articles from any technology news website to the reading list and mark one as read.</p> <p>Open Chrome and navigate to a tech news website like TechCrunch. Bookmark the homepage and create a new folder named "Tech News" in your bookmarks bar for future reference.</p> <p>Open Chrome and navigate to a weather website like weather.com. Search for the weather forecast of your city for the next week and take a screenshot of the results.</p> <p>Access Chrome's "Task Manager" by clicking "More tools" and "Task Manager." Identify the process consuming the most memory and end the task to free up resources.</p> <p>Open Chrome and navigate to the Chrome Web Store. Install the Grammarly extension and verify that it is enabled by checking the extensions list in the browser settings.</p>

Table A7: Prompt used to generate synthetic tasks for the GIMP domain.

GIMP Prompt
<p>You are a helpful assistant. Imagine you are in an Ubuntu VMware environment, with access to applications like os, vscode, chrome, gimp, thunderbird, etc.</p> <p>The followings are an example of a pair of task instruction and corresponding environment setup configuration for GIMP:</p> <p>[Environment setup configuration]: {{config}}</p> <p>[Task instruction]: {{instruction}}</p> <p>Your mission is to generate a list of 10 task instructions which are also related to gimp and can all be performed with the SAME environment setup configuration as the above example.</p> <p>You should guarantee: The tasks should be clear to understand and should be related to realistic activities. The tasks could be interesting, challenging, and properly complicated, i.e. a user may accomplish them in a few minutes.</p> <p>If the example's configuration is empty, you should ONLY consider tasks that does not require any image operations, such as starting from a blank canvas, or changing the settings of gimp itself.</p> <p>For the result you generate, please make sure:</p> <p>The list of tasks should be diverse and cover a range of different activities related to gimp. They should be DISTINCT from each other and the examples provided.</p> <p>You should NOT add indexes or titles to your answers. Directly list the task instructions split by new lines.</p>

Table A8: Prompts used to extract world model simulation. Generated response is in [blue](#).

Role	Prompt
System	<p>You are an agent which follow my instruction and perform desktop computer tasks as instructed (...some content omitted)</p> <p>You are asked to complete the following task: (...some content omitted)</p>
User	<p>Given the info from accessibility tree as below:</p> <p>tag name text class description position (top-left x&y) size (w&h) label Home Home (1833, 1037) (40, 17) (...some content omitted) toggle-button Show Applications "" (0, 1010) (70, 70)</p> <p>What's the next step that you will do to help with the task?</p>
Assistant	<p><think>Okay, the user is trying to (...some content omitted)</think></p> <pre> python pyautogui.click(x=35, y=1045) # Click Show Applications time.sleep(1) pyautogui.write('terminal') (...some content omitted) </pre>
User	<p>ACTIONS TO BE EXECUTED:</p> <pre> python pyautogui.click(x=35, y=1045) # Click Show Applications time.sleep(1) pyautogui.write('terminal') (...some content omitted) </pre> <p>Your task now is to ANNOTATE the thinking process of the previous action. Specifically, you need to EXTRACT the simulation process behind the 'ACTIONS TO BE EXECUTED' section above. You should find them inside the previous response (e.g., inside <think> xxx </think>).</p> <p>The extracted simulation process:</p> <ol style="list-style-type: none"> 1. SHOULD mention the high level plan of these actions, if exists 2. SHOULD mention the ALL the action in the 'ACTIONS TO BE EXECUTED' section AND the effect each action was supposed to have. If this is missing for some actions, you can fill in your best guess based on the context. 3. SHOULD ONLY mention any action or effect included in the 'ACTIONS TO BE EXECUTED' section. 4. SHOULD keep the original formatting and tone of the response. 5. If you DID NOT FIND ANY such simulation process exists in the previous response, you should still follow rule 2 but set the 'has_world_model_simulation' to False. <p>FOR EXAMPLE, given the following action and original response: {{one shot example}}</p> <p>Now, extract the simulation process for the 'ACTIONS TO BE EXECUTED' section.</p>
Assistant	<p>has_world_model_simulation: True simulation_process: Clicking 'Show Applications' should open an application grid, with search bar at... In the search bar we can type (...some content omitted)</p>

Table A9: Prompts used to test simulation accuracy. World model simulation is in **green**. Generated response is in **blue**.

Role	Prompt
System	<p>You are an agent which follow my instruction and perform desktop computer tasks as instructed (...some content omitted)</p> <p>You are asked to complete the following task: (...some content omitted)</p>
User	<p>Given the info from accessibility tree as below:</p> <p>tag name text class description position (top-left x&y) size (w&h) label Home Home (1833, 1037) (40, 17) (...some content omitted) toggle-button Show Applications "" (0, 1010) (70, 70)</p> <p>What's the next step that you will do to help with the task?</p>
Assistant	<p><think>Okay, the user is trying to (...some content omitted)</think></p> <pre> python pyautogui.click(x=35, y=1045) # Click Show Applications time.sleep(1) pyautogui.write('terminal') (...some content omitted) </pre>
User	<p>RELATED THINKING FROM PREVIOUS RESPONSE: Clicking on the 'Show Applications' will open an application grid. Then, we can (...some content omitted).</p> <p>ACTIONS TO BE EXECUTED:</p> <pre> python pyautogui.click(x=35, y=1045) # Click Show Applications time.sleep(1) pyautogui.write('terminal') (...some content omitted) </pre> <p>ACTUAL NEXT STATE: tag name text class description position (top-left x&y) size (w&h) label Home Home (1833, 1037) (40, 17) (...some content omitted) toggle-button Show Applications "" (0, 1010) (70, 70)</p> <p>Your task now is to JUDGE if the action (in the 'ACTIONS TO BE EXECUTED' section) achieved the intended effect in the 'ACTUAL NEXT STATE' section. Specifically, you need to:</p> <ol style="list-style-type: none"> 1. decide whether the 'RELATED THINKING FROM PREVIOUS RESPONSE' section is correct based on the 'ACTUAL NEXT STATE' section. 2. provide a confidence score from 0 to 5 for the above judgment, where 0 means 'not at all confident' and 5 means 'very confident'. 3. if you think the 'RELATED THINKING FROM PREVIOUS RESPONSE' is incorrect, provide a one-sentence reason of which part of the thinking may cause the error. 4. if you think the 'RELATED THINKING FROM PREVIOUS RESPONSE' is correct, provide a one-sentence reason why you think so.
Assistant	<p>is_simulation_correct: False confidence: 5 reason: Terminal application is not present in the next state (...some content omitted)</p>