

# ITERATIVE SELF-IMPROVEMENT OF VISION LANGUAGE MODELS FOR IMAGE SCORING AND SELF-EXPLANATION

Naoto Tanji\*

Septeni Japan, Inc.

Toshihiko Yamasaki

The University of Tokyo

## ABSTRACT

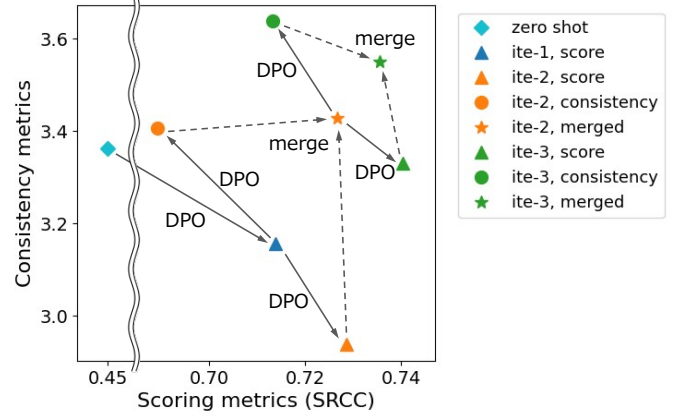
Image scoring is a crucial task in numerous real-world applications. To trust a model’s judgment, understanding its rationale is essential. This paper proposes a novel training method for Vision Language Models (VLMs) to generate not only image scores but also corresponding justifications in natural language. Leveraging only an image scoring dataset and an instruction-tuned VLM, our method enables self-training, utilizing the VLM’s generated text without relying on external data or models. In addition, we introduce a simple method for creating a dataset designed to improve alignment between predicted scores and their textual justifications. By iteratively training the model with Direct Preference Optimization on two distinct datasets and merging them, we can improve both scoring accuracy and the coherence of generated explanations.

**Index Terms**— Vision language model, Explainable AI, Image scoring, Self-training, Direct Preference Optimization

## 1. INTRODUCTION

Deep learning is revolutionizing image analysis, enabling automated classification and scoring with enhanced accuracy and efficiency. Examples include disease detection in medical images, defect identification in quality control, and predicting advertising effectiveness. For trustworthy applications of deep learning models in these scenarios, the explainability of the model’s decisions is crucial. Numerous methods for explainable Artificial Intelligence (AI) have been investigated [1]. With recent advances in large language models (LLMs), explanations provided in natural language are superior in terms of human comprehensibility. While it is possible for LLMs to provide post-hoc explanations for the decisions made by other models, having the LLM generate its reasoning and thought process alongside its predictions can lead to a more coherent and consistent approach. This integration enhances the overall interpretability of the model outputs, making it easier for users to understand the underlying rationale behind the decisions.

In this study, we train VLMs so that they can simultaneously predict scores and provide explanations that justify their

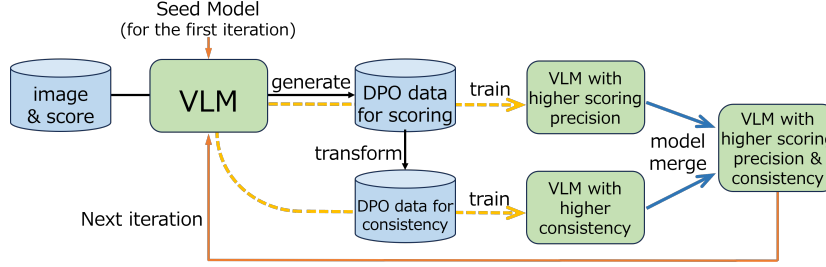


**Fig. 1.** Illustration of our main result. Iterative training with two types of self-generated data and model merging improves both score prediction accuracy and consistency between explanatory texts and predicted scores.

decision. A high-performing LLM-based VLM can generate plausible and grammatically correct descriptions that are relevant to the image content, even in a zero-shot setting. However, if the model has not learned the scores provided by the dataset, the credibility of these descriptions may be low. On the other hand, training the model requires providing both scores and corresponding explanations, but obtaining ground truth for these explanations can be challenging. One potential solution is to have humans create the explanations, but this approach is labor-intensive, making it impractical to gather large-scale training data, especially in the context of image scoring.

To address this issue, we adopt a self-training approach in which the VLM itself generates training data for explanations. By combining the information from a dataset consisting of images and scores with the VLM’s capabilities acquired through pretraining and instruction tuning, we can enhance both the score prediction and explanation abilities of the VLM without relying on other models or datasets. First, we generate explanations conditioned on the ground truth score, allowing the VLM to create its own training data comprised of explanations. Separately, we also generate explanations conditioned on incorrect scores. Then, we combine these cor-

\*Email address: naoto.tanji@septeni.co.jp



**Fig. 2.** Overview of our iterative approach: (1) A DPO dataset for score learning is created from an image-score dataset using a VLM. (2) This dataset is post-processed to create a dataset for enhancing consistency between texts and predicted scores. (3) The VLM is trained on both datasets, yielding two specialized models. (4) These models are merged to combine their capabilities.

rect and incorrect score-conditioned explanations to create the training data for Direct Preference Optimization (DPO) [2]. This data is designed to train the model by contrasting correct and incorrect scores. Furthermore, by applying a simple post-processing to the DPO dataset used for score prediction training, we create a dataset that aims to improve the consistency between the predicted scores and the content of the explanations. Merging the models trained on these two datasets allows us to develop a model that enhances both score prediction accuracy and the coherence of the explanations. As illustrated in Figure 1, iterating this process effectively improves both capabilities.

## 2. RELATED WORK

**Image Aesthetic Assessment** As an example of a high-level task where natural language explanations can be particularly valuable, we tackle image aesthetic assessment (IAA) in this work. IAA datasets (e.g., AVA [3] and AADB [4]) consist of photographs scored by human annotators. Because IAA relies on subjective human perception, generating human-understandable natural language explanations for aesthetic judgments can lead to more trustworthy and user-friendly models.

While extensive research exists on IAA [5], most studies focus solely on predicting aesthetic scores without providing explanations. Some recent work has applied VLMs to IAA, such as VILA [6] and Q-ALIGN [7]. VILA pretrains a VLM on image-comment pairs, achieving strong performance, including zero-shot, on aesthetic prediction and image style classification. While capable of generating image captions due to its pretraining objective, VILA doesn’t generate explanations for its aesthetic judgments. Furthermore, our work differs by not relying on any external text data for training. Q-ALIGN reframes score prediction as a text generation task, leveraging pretrained VLMs to achieve state-of-the-art performance. Similar to Q-ALIGN, we also treat score prediction as a text generation task. However, our focus is on leveraging the text generation capabilities of VLMs to produce explanations for the aesthetic judgments.

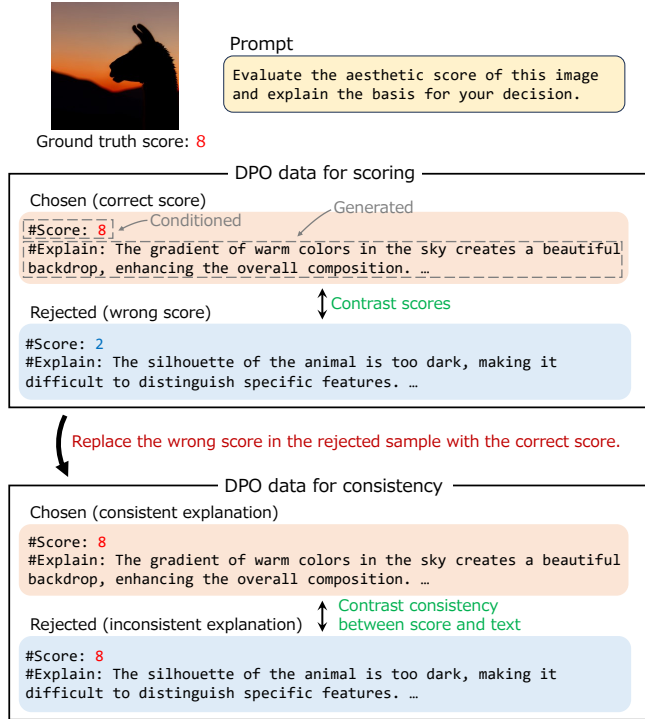
**Natural language explanations by LLM** Recent advancements in the field of natural language processing allow models to explain their reasoning in natural language. Chain-of-Thought (CoT) reasoning enhances the model’s reasoning abilities by prompting the model to generate step-by-step reasoning [8]. For logical tasks, these reasoning processes enhance the interpretability of the model behavior. However, the primary goal of CoT reasoning is to improve the accuracy of the model’s predictions, not to explain its justification. The latter is the focus of our research.

Similar to our work, there are lines of research that have focused on explaining model predictions using natural language. Some approaches employ supervised learning with human-written explanations [9, 10, 11], while others leverage few-shot learning techniques [12, 13]. In contrast, our method enables the target model itself to generate its own explanation training data and to enhance the quality of explanations in a bootstrapping way. This eliminates the need for human-generated data or data generated by an external model, which is a key advantage.

**Self-improvement of LLM** Self-improvement approaches for LLMs, where feedback through reflection or self-generated training data enhances performance, have seen a surge in research recently [14, 15, 16, 17]. Particularly relevant to our work is [17], which has an LLM generate multiple CoT reasonings and predictions, and then selects correct and incorrect predictions to create DPO data. Our approach shares similarities, but by conditioning the explanation generation on the prediction, we avoid the need for multiple generations and post-selection, reducing the computational overhead. In the vision-language domain, [18] demonstrates the effectiveness of self-generated DPO datasets, successfully improving image comprehension capabilities through self-training.

## 3. METHOD

The overview of our method is illustrated in Fig. 2. We start from an instruction-tuned VLM and a target dataset that consists of images and scores. The first step is generating two kinds of DPO datasets; one is for learning the score predic-



**Fig. 3.** Illustration of our datasets. DPO data for learning score prediction consists of “chosen” and “rejected” samples, which are conditioned on the ground truth score and an incorrect score, respectively. To further enhance score-explanation consistency, we create additional DPO data by replacing the incorrect scores in the rejected samples with the correct scores, resulting in pairs that contrast the consistency between score and explanatory text. The prompt is provided for illustrative purposes.

tion task, and the other is for improving the alignment between the predicted score and its corresponding explanations. Using these datasets, we train the VLM to obtain two specialized models; one has higher accuracy for the score prediction, and the other can generate explanations that are more aligned with the predicted scores. Then, we merge the two models to unify their distinct abilities. These processes can be iterated to gradually enhance the model’s abilities.

### 3.1. Data Generation

Our data generation strategy is presented in Fig. 3. We use a prompt that instructs the VLM to output a score first and then explanation texts that justify the decision<sup>1</sup>. We choose the predict-then-explain strategy since it enables us to intervene in the VLM’s generation process by injecting an arbitrary score into the prompt. After the prompt, we append the ground truth score to it, and let the VLM generate the continuation of the text, namely an explanation that justifies the

<sup>1</sup>For actual prompts and other details, see Appendix A.

assigned score as if the score is predicted by the VLM itself. The texts generated by this process are employed as the “chosen response” in the DPO dataset. For “rejected response”, we do the same thing but with an incorrect score, which is chosen randomly while excluding values close to the correct score. The VLM can learn the score prediction capabilities from this DPO dataset by contrasting the ground truth score and an incorrect score. Because this DPO dataset includes explanation texts, the VLM can retain its language ability during the training process, unlike when it is trained solely on scores.

An issue concerning the LLM’s self-explanation of its decision is whether the explanation is consistent with the decision. We quantitatively verified that the descriptions in the DPO dataset tend to align with the scores to a certain extent by using LLM-as-a-judge. This is due to the coherent text generation capabilities acquired by the VLM through pretraining and instruction tuning. To further enhance this alignment, we create a new DPO dataset. The method is simple: we retrospectively replace the incorrect scores assigned to the rejected samples with the ground truth scores. After this replacement, both chosen and rejected samples are assigned the same ground truth scores, but their explanation texts differ. The chosen samples are texts generated by the VLM based on the ground truth scores, while the rejected samples are based on incorrect scores. The rejected samples after the replacement are more likely to have explanations that do *not* align with the ground truth scores. By contrasting the chosen and rejected samples in this dataset during DPO training, we can improve the alignment between scores and explanations.

### 3.2. Training and Model Merge

We iteratively self-train the VLM to improve its abilities for score prediction and consistent explainability. Following the data generation recipe introduced above, the DPO datasets are generated by the model in the previous iteration.

In the first iteration, since the initial model’s score prediction ability is very low, we train the model only on the DPO dataset for the score prediction in order to first enhance the score prediction capability. In the second and later iterations, we use both datasets simultaneously for training. A simple way to train a model on two datasets is to merge the separately trained models. We first train individual models on each dataset and then combine these models into a single one. For the merging method, we adopt TIES-Merging [19].

## 4. EXPERIMENTAL SETUP

### 4.1. Datasets

As IAA datasets, we use AVA [3] and AADB [4]. We follow the train-val-test split given by [20] for AVA, and the official one for AADB. In these datasets, each image is rated by several users with integer scores. We use average scores as ground truth labels.

To treat score prediction as a language generation task, we discretize the original scores into ten bins based on the quantiles of the training data distribution and assign integer scores from 0 to 9.

## 4.2. Models and training

We experimented with several VLMs, ranging in size from 0.5 billion to 7 billion parameters: LLaVA-interleave-0.5B [21], InternVL2-2B [22], LLaVA-1.5-7B [23], and LLaVA-NeXT-7B [24]. Due to limited computational resources, we fine-tuned the models using Low-Rank Adaptation (LoRA) [25]. LoRA adapters were applied to all linear layers within the language model component. For DPO, the base model without the LoRA adapter served as the reference model.

## 4.3. Evaluation

Our proposed training method aims to improve both score prediction accuracy and the consistency between the predicted score and its explanation. Therefore, we adopt evaluation metrics that capture both score accuracy and explanation consistency.

For score prediction, we use Pearson’s linear correlation coefficient (PLCC) and Spearman’s rank correlation coefficient (SRCC) between the predicted and ground truth scores. These metrics are computed for the original scores given by the datasets. To convert the integer scores predicted by the model back to the original scores, we employ a method similar to the one introduced in [7]. We compute the probability distribution of the integer scores by  $p_i = \exp(l_i) / \sum_j \exp(l_j)$ , where  $l_i$  is the logit for the token corresponding to the score  $i$  ( $= 0, 1, \dots, 9$ ). The predicted score in the original scale is then given by  $\sum_i \bar{s}_i p_i$ , where  $\bar{s}_i$  represents the reference value in the original scale for bin  $i$ . We optimize  $\bar{s}_i$  by the least squares fit to validation data after training the model.

To assess the quality of the explanations, we use LLM-based evaluation as a proxy for human evaluation. We input the predicted score and its explanation into GPT-4o (gpt-4o-2024-08-06) and let it assess the degree of consistency between the predicted score and the accompanying explanation. We convert the 5-point scale to integer scores ranging from 0 to 4, and report the average value over the test set as consistency score (abbreviated as  $\text{Cons}$ ). Note that the external model is used only for the post-evaluation. The VLM is trained only by data generated by itself.

# 5. RESULTS

## 5.1. Main Results

Table 1 presents the results of our method applied to the LLaVA-NeXT-7B model on the AVA dataset, a part of which is also plotted in Fig. 1. Zero-shot refers to the initial model

**Table 1.** Results of our method applied to the LLaVA-NeXT-7B model on the AVA test dataset. For reference, we also include the accuracy of some previous studies (\* indicates a different train-test split from ours).

		PLCC	SRCC	Cons
	zero-shot	0.452	0.446	3.36
ite-1	score	0.719	0.714	3.16
	score	0.722	0.729	2.94
	consistency	0.688	0.689	3.41
ite-2	merged	0.723	0.727	3.43
	score	0.738	0.740	3.33
	consistency	0.676	0.713	3.64
ite-3	merged	0.722	0.735	3.55
	score	0.741	0.745	3.50
	consistency	0.618	0.710	3.64
ite-4	merged	0.716	0.739	3.57
	NIMA [20]	0.636	0.612	-
	MUSIQ [26]*	0.738	0.726	-
	VILA [6]*	0.774	0.774	-
	Q-ALIGN [7]*	0.817	0.822	-

that is not yet trained by our method, which results in low accuracies for the score prediction, since the model tends to predict scores clustered around the middle. By training the model with the DPO dataset for scoring in the first iteration, the scoring metrics are significantly improved, while the consistency score is degraded. From the second iteration, we train the model with the two distinct datasets and observe that the scoring metrics and the consistency metrics are raised by each dataset, respectively. Merging these two models yields a model with a balance of their respective capabilities. For this model and dataset, we see that the training effects are saturated at the fourth iteration.

For reference, the accuracy of several previous studies on the AVA dataset is also shown in Table 1. While our primary goal is to enable the model to explain its reasoning, and not necessarily to maximize prediction accuracy, our approach achieves accuracy comparable to, or even exceeding, that of representative CNN- and Vision Transformer-based models [20, 26]. It does not, however, outperform state-of-the-art VLM-based methods [6, 7].

Table 2 presents the results for all models on the AVA and AADB datasets, respectively. Across both datasets and all models, we generally observe improved score prediction accuracy and consistency with iterative training, demonstrating the effectiveness of our approach. However, the improvement on the AADB dataset is relatively modest, which can be attributed to its smaller dataset size. Notably, the LLaVA-interleave-0.5B model with the AADB dataset exhibits a decrease in consistency after training, never fully recovering to its zero-shot performance. This anomaly can be explained by the model’s zero-shot behavior, where it consistently assigns the maximum score of 9 to any image and generates overly positive explanations, which are then adjusted during train-

**Table 2.** Results of all models. For iterations 2-4, only the results of the merged models are shown.

(a) AVA dataset						
		zero shot	ite-1	ite-2	ite-3	ite-4
LLaVA-Next-7B	SRCC	0.446	0.714	0.727	0.735	0.739
	Cons	3.36	3.16	3.43	3.55	3.57
LLaVA-1.5-7B	SRCC	0.291	0.694	0.694	0.708	0.715
	Cons	3.20	3.15	3.35	3.47	3.47
InternVL2-2B	SRCC	0.315	0.675	0.682	0.689	0.693
	Cons	3.28	2.87	3.39	3.29	3.37
LLaVA-interleave-0.5B	SRCC	0.366	0.672	0.677	0.679	0.685
	Cons	2.43	2.33	2.50	2.57	2.72
(b) AADB dataset						
		zero shot	ite-1	ite-2	ite-3	ite-4
LLaVA-Next-7B	SRCC	0.509	0.623	0.638	0.641	0.645
	Cons	3.47	3.54	3.58	3.54	3.48
LLaVA-1.5-7B	SRCC	0.401	0.516	0.550	0.569	0.580
	Cons	3.05	3.05	3.32	3.36	3.39
InternVL2-2B	SRCC	0.408	0.641	0.642	0.649	0.643
	Cons	3.23	3.19	3.65	3.62	3.57
LLaVA-interleave-0.5B	SRCC	0.218	0.568	0.587	0.592	0.590
	Cons	2.33	1.36	2.00	2.18	2.16

**Table 3.** Ablation results for the LLaVA-NeXT-7B model trained on the AVA dataset.

	PLCC	SRCC	Cons
SFT_score	0.778	0.768	0.68
SFT_score&text	0.712	0.702	3.13
DPO	0.742	0.733	2.98
iterative DPO	0.716	0.739	3.57

ing.

In Fig. 4, we show an output example sampled from low-score images of the AADB test data. By our training method, score predictions become more accurate, and the generated explanations tend to better reflect the predicted scores.

## 5.2. Ablation Study

To validate our iterative DPO training approach, we compare it against two supervised fine-tuning (SFT) methods and a non-iterative DPO method. In SFT\_score, only the score part is targeted for learning, while in SFT\_score&text, both the score and the explanatory text are targeted using the chosen responses from the DPO dataset. When we ablate the iteration, we generate DPO datasets for scoring and consistency by using the base model, train the model on these static datasets, and merge the two models only at the end.

Table 3 summarizes the results. While SFT\_score is specialized in score prediction and achieves higher scoring accuracy than iterative DPO, it loses the ability to generate meaningful text, resulting in a significantly lower consistency score. In contrast, SFT\_score&text retains the ability to generate coherent text, though its consistency score still lags behind that of iterative DPO. Comparing non-iterative DPO and SFT\_score&text, the higher score prediction accuracy



Ground truth score: 0

**Zero shot** consistency: good (3)

#Score: 5  
#Explain: The image has a warm and inviting feel, with a focus on the food which is the main subject. The lighting is soft and even, highlighting the textures and colors of the soup without creating harsh shadows. The composition is balanced, with the bowl and spoon taking up a significant portion of the frame, drawing the viewer's attention to the food. The background is blurred, which helps to keep the focus on the soup and the person holding the menu, contributing to a sense of depth in the image. The colors are warm and earthy, which complements the food subject and creates a cozy atmosphere. Overall, the image is well-composed and effectively conveys a sense of comfort and enjoyment associated with the meal.

**Iteration-4** consistency: good (3)

#Score: 1  
#Explain: The image is very basic and lacks any artistic or creative elements. The focus is solely on the food item, which is a simple bowl of soup. The composition is straightforward, with no additional elements or text to distract from the subject. The score reflects the simplicity and directness of the image, which is appropriate for a food-focused photograph.

**Fig. 4.** An output example of the LLaVA-NeXT-7B model on the AADB dataset.

of non-iterative DPO demonstrates the effectiveness of contrastive learning in score prediction tasks. Nevertheless, the consistency score of non-iterative DPO falls short of its iterative counterpart, indicating that iterative updates of training data contribute to improving consistency.

## 6. CONCLUSIONS

We have presented a training method for VLMs that allows them to generate natural language justifications for their predictions on scoring tasks. Experiments across multiple VLMs and two IAA datasets demonstrate that our approach improves IAA scoring accuracy without sacrificing language generation capabilities and enhances the consistency between the generated explanations and the predicted scores.

**Limitations** While merging separately trained models offers a straightforward approach to consolidate different capabilities learned from two datasets, we have not fully explored alternative methods. Other techniques might yield further performance improvements.

This study focused on consistency between predicted scores and explanations as metrics for explanation quality. However, other important metrics warrant further investigation, such as the faithfulness of explanations to the model's decision-making process and their practical usefulness to humans. Developing training methods that optimize for these additional metrics presents a promising direction for future research.

**Acknowledgments** This is an industry-academia collaboration project between Septeni Japan, Inc. and Yamasaki Lab, The University of Tokyo.

## 7. REFERENCES

- [1] Arun Das and Paul Rad, “Opportunities and challenges in explainable artificial intelligence (xai): A survey,” *arXiv preprint:2006.11371*, 2020.
- [2] Rafael Rafailov, Archit Sharma, Eric Mitchell, Stefano Ermon, Christopher D Manning, and Chelsea Finn, “Direct preference optimization: your language model is secretly a reward model,” *NeurIPS*, pp. 53728–53741, 2023.
- [3] Naila Murray, Luca Marchesotti, and Florent Perronnin, “Ava: A large-scale database for aesthetic visual analysis,” *CVPR*, pp. 2408–2415, 2012.
- [4] Shu Kong, Xiaohui Shen, Zhe Lin, Radomir Mech, and Charless Fowlkes, “Photo aesthetics ranking network with attributes and content adaptation,” *ECCV*, 2016.
- [5] Yubin Deng, Chen Change Loy, and Xiaoou Tang, “Image aesthetic assessment: An experimental survey,” *IEEE Signal Processing Magazine*, vol. 34, no. 4, pp. 80–106, 2017.
- [6] Junjie Ke, Keren Ye, Jiahui Yu, Yonghui Wu, Peyman Milanfar, and Feng Yang, “Vila: Learning image aesthetics from user comments with vision-language pre-training,” *CVPR*, pp. 10041–10051, 2023.
- [7] Haoning Wu, Zicheng Zhang, Weixia Zhang, Chaofeng Chen, Liang Liao, Chunyi Li, Yixuan Gao, Annan Wang, Erli Zhang, Wenxiu Sun, Qiong Yan, Xiongkuo Min, Guangtao Zhai, and Weisi Lin, “Q-align: Teaching LMMs for visual scoring via discrete text-defined levels,” *ICML*, 2024.
- [8] Jason Wei, Xuezhi Wang, Dale Schuurmans, Maarten Bosma, Fei Xia, Ed Chi, Quoc V Le, Denny Zhou, et al., “Chain-of-thought prompting elicits reasoning in large language models,” *NeurIPS*, pp. 24824–24837, 2022.
- [9] Dong Huk Park, Lisa Anne Hendricks, Zeynep Akata, Anna Rohrbach, Bernt Schiele, Trevor Darrell, and Marcus Rohrbach, “Multimodal explanations: Justifying decisions and pointing to the evidence,” *CVPR*, pp. 8779–8788, 2018.
- [10] Sharan Narang, Colin Raffel, Katherine Lee, Adam Roberts, Noah Fiedel, and Karishma Malkan, “Wt5?! training text-to-text models to explain their predictions,” *arXiv preprint arXiv:2004.14546*, 2020.
- [11] Sarah Wiegrefe, Ana Marasović, and Noah A Smith, “Measuring association between labels and free-text rationales,” *EMNLP*, pp. 10266–10284, 2021.
- [12] Ana Marasović, Iz Beltagy, Doug Downey, and Matthew E Peters, “Few-shot self-rationalization with natural language prompts,” *Findings of the Association for Computational Linguistics: NAACL*, pp. 410–424, 2022.
- [13] Sarah Wiegrefe, Jack Hessel, Swabha Swayamdipta, Mark Riedl, and Yejin Choi, “Reframing human-ai collaboration for generating free-text explanations,” *NAACL-HLT*, pp. 632–658, 2022.
- [14] Jiaxin Huang, Shixiang Gu, Le Hou, Yuexin Wu, Xuezhi Wang, Hongkun Yu, and Jiawei Han, “Large language models can self-improve,” *EMNLP*, pp. 1051–1068, 2023.
- [15] Aman Madaan, Niket Tandon, Prakhar Gupta, Skyler Hallinan, Luyu Gao, Sarah Wiegrefe, Uri Alon, Nouha Dziri, Shrimai Prabhumoye, Yiming Yang, et al., “Self-refine: iterative refinement with self-feedback,” *NeurIPS*, pp. 46534–46594, 2023.
- [16] Weizhe Yuan, Richard Yuanzhe Pang, Kyunghyun Cho, Xian Li, Sainbayar Sukhbaatar, Jing Xu, and Jason E Weston, “Self-rewarding language models,” *ICML*, 2024.
- [17] Richard Yuanzhe Pang, Weizhe Yuan, He He, Kyunghyun Cho, Sainbayar Sukhbaatar, and Jason Weston, “Iterative reasoning preference optimization,” *NeurIPS*, pp. 116617–116637, 2024.
- [18] Yihe Deng, Pan Lu, Fan Yin, Ziniu Hu, Sheng Shen, Quanguan Gu, James Zou, Kai-Wei Chang, and Wei Wang, “Enhancing large vision language models with self-training on image comprehension,” *NeurIPS*, pp. 131369–131397, 2024.
- [19] Prateek Yadav, Derek Tam, Leshem Choshen, Colin Raffel, and Mohit Bansal, “Ties-merging: resolving interference when merging models,” *NeurIPS*, pp. 7093–7115, 2023.
- [20] Hossein Talebi and Peyman Milanfar, “Nima: Neural image assessment,” *IEEE Transactions on Image Processing*, vol. 27, no. 8, pp. 3998–4011, 2018.
- [21] Feng Li, Renrui Zhang, Hao Zhang, Yuanhan Zhang, Bo Li, Wei Li, Zejun Ma, and Chunyuan Li, “Llava-next-interleave: Tackling multi-image, video, and 3d in large multimodal models,” *CoRR*, 2024.
- [22] Zhe Chen, Jiannan Wu, Wenhai Wang, Weijie Su, Guo Chen, Sen Xing, Muyan Zhong, Qinglong Zhang, Xizhou Zhu, Lewei Lu, et al., “Internvl: Scaling up vision foundation models and aligning for generic visual-linguistic tasks,” *CVPR*, pp. 24185–24198, 2024.
- [23] Haotian Liu, Chunyuan Li, Yuheng Li, and Yong Jae Lee, “Improved baselines with visual instruction tuning,” *CVPR*, pp. 26296–26306, 2024.
- [24] Haotian Liu, Chunyuan Li, Yuheng Li, Bo Li, Yuanhan Zhang, Sheng Shen, and Yong Jae Lee, “Llava-next: Improved reasoning, ocr, and world knowledge,” <https://llava-vl.github.io/blog/2024-01-30-llava-next>, 2024.
- [25] Edward J Hu, yelong shen, Phillip Wallis, Zeyuan Allen-Zhu, Yuanzhi Li, Shean Wang, Lu Wang, and Weizhu Chen, “LoRA: Low-rank adaptation of large language models,” *ICLR*, 2022.
- [26] Junjie Ke, Qifei Wang, Yilin Wang, Peyman Milanfar, and Feng Yang, “Musiq: Multi-scale image quality transformer,” *ICCV*, pp. 5148–5157, 2021.

**Table 4.** Hyperparameters used in our training.

dataset	model	lr	DPO $\beta$	LoRA rank
AVA	LLaVA-NeXT-7B	5.e-5	0.1	64
	LLaVA-1.5-7B	3.e-5	0.2	64
	InternVL2-2B	5.e-5	0.2	64
	LLaVA-interleave-0.5B	5.e-5	0.2	16
AADB	LLaVA-NeXT-7B	5.e-5	0.1	64
	LLaVA-1.5-7B	5.e-5	0.2	16
	InternVL2-2B	5.e-5	0.2	64
	LLaVA-interleave-0.5B	1.e-4	0.2	16

## A. MORE DETAILS ON EXPERIMENTAL SETUP

### A.1. Training and inference

Hyperparameters used in our training are listed in Table 4. The LoRA  $\alpha$  is set to twice the LoRA rank. These parameters are selected based on validation results from the following candidates using grid search:  $lr \in \{1.e-5, 3.e-5, 5.e-5, 1.e-4, 3.e-4\}$ ,  $\beta \in \{0.05, 0.1, 0.2\}$ ,  $rank \in \{16, 64, 256\}$ .

Images are resized to a maximum side length of 448 pixels while maintaining their original aspect ratio before being input to the model. Subsequent preprocessing follows each model’s default settings: LLaVA-1.5-7B and LLaVA-interleave-0.5B resize images to a fixed size, while LLaVA-NeXT-7B and InternVL2-2B divide them into multiple tiles.

In DPO training, we use batch size of 128 and Adam optimizer for all models and datasets. The learning rate is decayed by a factor of 0.8 per iteration. In each iteration, the entire training dataset is used for one epoch of training for the AADB dataset. For the AVA dataset’s score training, 25% of the total training data is utilized. Furthermore, in the AVA dataset’s consistency training, the data is reduced to 30% of the amount used in the score training, as the loss decreases more rapidly in this phase. All training was conducted using two A6000 GPUs (48GB memory each).

For the TIES-Merging method, we employ the one implemented in Hugging Face `peft` library with parameters: `weights=(1, 1)`, `density=0.5`, `majority_sign_method="frequency"`.

For inference and DPO data generation, texts are generated using greedy sampling, with a maximum of 256 new tokens.

For the LLM evaluation, the AVA test data is downsampled to 1,000 instances.

### A.2. Prompts

The prompt used for the DPO training and inference of the VLMs is as follows.

Please evaluate the aesthetic quality of the given photo image. The aesthetic quality should be represented by an integer score ranging from 0 to 9, with 9 being the highest score and 4 to 5 indicating a mediocre image. First, output the tag #Score followed by the aesthetic score.

After that, output the tag #Explain followed by a brief explanation of the image from an aesthetic perspective. The explanation should provide the basis for the score.

The output format should be as follows:

#Score: integer

#Explain: Explanation justifying the score

After #Score:, output only the integer score with a single space before it. Do not include any additional text or symbols.

The prompt for the LLM-as-a-judge is as follows. Although we show only the consistency score in the main results, we ask the judge LLM to also evaluate the usefulness and general writing quality of explanation texts.

Your task is to evaluate the quality of explanatory texts regarding the aesthetic value of images. You will be given an aesthetic score for an image and an explanatory text justifying the score. Please rate the quality of the explanatory text on a 5-point scale (excellent, good, fair, poor, bad). The aesthetic score ranges from 0 to 9, with the following meanings:

0: Very bad 4-5: Average 9: Excellent

Evaluate the quality of the explanatory text based on the following criteria, each on a 5-point scale:

**\*\* Consistency \*\***

Does the content of the explanatory text align with the aesthetic score? Is the explanation convincing as a justification for the score? Only rate as "excellent" if the alignment is perfect and the justification is highly convincing.

**\*\* Usefulness \*\***

Is the content of the explanatory text useful for understanding the good points and areas for improvement of the image? Only rate as "excellent" if the text provides clear, actionable insights.

**\*\* General \*\***

The overall quality of the text as a piece of writing. Only rate as "excellent" if the text is exceptionally well-written with no grammatical errors and flows logically.

Be strict in your evaluations, and only rate as "excellent" if there is no room for improvement. Return the output in JSON format only.

Example output: `{"consistency": "poor", "usefulness": "good", "general": "fair"}`

Below are the aesthetic score and explanatory text.

#Aesthetic score: {score}

#Explanatory text: {text}

### A.3. Models

All the base model weights are taken from Hugging Face model hub:

LLaVA-NeXT-7B: <https://huggingface.co/llava-hf/llava-v1.6-vicuna-7b-hf>

LLaVA-1.5-7B: <https://huggingface.co/llava-hf/llava-1.5-7b-hf>

InternVL2-2B: <https://huggingface.co/OpenGVLab/InternVL2-2B>

LLaVA-interleave-0.5B: <https://huggingface.co/llava-hf/llava-interleave-qwen-0.5b-hf>

**Table 5.** Complete evaluation results of the LLaVA-NeXT-7B

(a) AVA dataset							
		PLCC	SRCC	RMSE	Cons	Use	Gen
zero-shot		0.452	0.446	0.645	3.36	2.98	3.25
ite-1	score	0.719	0.714	0.502	3.16	2.87	3.15
	score	0.722	0.729	0.500	2.94	2.68	3.12
ite-2	consistency	0.688	0.689	0.515	3.41	2.93	3.25
	merged	0.723	0.727	0.499	3.43	2.91	3.22
ite-3	score	0.738	0.740	0.488	3.33	2.87	3.18
	consistency	0.676	0.713	0.522	3.64	2.89	3.18
	merged	0.722	0.735	0.500	3.55	2.96	3.21
ite-4	score	0.741	0.745	0.486	3.50	2.97	3.18
	consistency	0.618	0.710	0.553	3.64	2.83	3.12
	merged	0.716	0.739	0.504	3.57	2.92	3.16

(b) AADB dataset							
		PLCC	SRCC	RMSE	Cons	Use	Gen
zero-shot		0.504	0.509	0.161	3.47	2.99	3.18
ite-1	score	0.641	0.623	0.143	3.54	3.00	3.22
	score	0.645	0.639	0.142	3.34	2.92	3.25
ite-2	consistency	0.639	0.625	0.143	3.56	3.02	3.31
	merged	0.613	0.638	0.147	3.58	3.09	3.45
ite-3	score	0.652	0.651	0.141	3.49	3.02	3.26
	consistency	0.560	0.609	0.154	3.59	3.08	3.49
	merged	0.623	0.641	0.146	3.54	3.05	3.38
ite-4	score	0.652	0.652	0.141	3.34	2.94	3.25
	consistency	0.592	0.633	0.150	3.58	3.06	3.43
	merged	0.636	0.645	0.144	3.48	2.99	3.34



Ground truth score: 9

**Zero shot** consistency: fair (2)

#Score: 6  
#Explain: The image presents a visually appealing composition with a clear focus on the artwork. The use of color and pattern is vibrant and engaging, with a sense of depth and dimension created by the layered elements. The contrast between the brightly colored artwork and the more muted background elements draws the viewer's attention. The perspective is well-executed, leading the eye through the image and inviting further exploration. The overall aesthetic quality is high, with a balance of visual interest and harmony in the design.

**Iteration-4** consistency: excellent (4)

#Score: 9  
#Explain: The image captures a visually striking and harmonious composition. The interplay of geometric shapes, vibrant colors, and the playful arrangement of elements creates a sense of balance and rhythm. The use of light and shadow adds depth and contrast, enhancing the overall aesthetic quality. The image is a masterful example of modern art, demonstrating a high level of creativity and technical skill.



Ground truth score: 7

**Zero shot** consistency: excellent (4)

#Score: 5  
#Explain: The image captures a train in motion on a track, which is a common and somewhat mundane subject. The composition is straightforward, with the train in the center and the tracks leading the viewer's eye towards the horizon. The lighting is natural and even, with no harsh shadows, which is good for the subject. However, the image lacks a strong sense of depth or perspective, and the background is not particularly interesting or engaging. The color balance is good, and the focus is sharp on the train, but there's no artistic flair or creative composition that would elevate the image beyond a simple, everyday photograph.

**Iteration-4** consistency: good (3)

#Score: 7  
#Explain: The image captures a powerful and dynamic scene of a freight train in motion. The composition of the photo, with the train leading the viewer's eye towards the horizon, creates a sense of movement and energy. The use of natural light and the clear blue sky in the background enhances the colors and textures of the scene, giving it a vibrant and lively feel. The focus on the train and the surrounding environment is well-balanced, and the image has a strong sense of depth and dimension. The aesthetic quality of the image is high, with a strong visual impact that conveys the beauty and power of industrial machinery in harmony with nature.



Ground truth score: 3

**Zero shot** consistency: good (3)

#Score: 6  
#Explain: The image presents a striking contrast between the rugged, natural landscape and the man-made structures. The red rock formations, possibly a mesa, dominate the scene, their jagged edges and reddish hues adding a sense of raw, untouched beauty. The presence of greenery in the foreground provides a nice contrast to the reds, creating a harmonious balance between the natural and the man-made. The sky is clear, suggesting a calm, serene day, which enhances the overall tranquility of the scene. The composition of the image, with the rock formations in the background and the greenery in the foreground, leads the viewer's eye naturally through the scene, creating a sense of depth and perspective. The image captures the essence of the location, conveying a sense of peace and connection with nature.

**Iteration-4** consistency: excellent (4)

#Score: 9  
#Explain: The image captures a breathtaking view of a majestic red rock formation under a clear blue sky with a few scattered clouds. The vibrant colors of the rocks contrast beautifully with the blue of the sky, creating a visually stunning scene. The composition of the image, with the rock formation centrally placed and the vast expanse of sky surrounding it, creates a sense of awe and grandeur. The clarity and sharpness of the image are also high, allowing for fine details to be seen in the rock formation and the surrounding landscape. The image is a perfect example of natural beauty captured in a photograph.



Ground truth score: 1

**Zero shot** consistency: good (3)

#Score: 5  
#Explain: The image has a certain level of detail and color, but the composition is somewhat cluttered with text and the focus is not sharp. The aesthetic quality is mediocre.

**Iteration-4** consistency: good (3)

#Score: 5  
#Explain: The image presents a visually appealing artifact with a clear focus on the subject, showcasing the intricate details and craftsmanship of the item. The use of lighting highlights the textures and colors, creating a sense of depth and dimension. The composition of the image is balanced, with the object centrally placed, drawing the viewer's attention directly to it. The background is minimal, ensuring that the viewer's attention remains on the artifact. The image effectively captures the essence of the object, demonstrating its cultural and artistic significance.

**Fig. 5.** Output examples of the LLaVA-NeXT-7B model on the AADB dataset.

**Table 6.** Complete evaluation results of the LLaVA-1.5-7B

(a) AVA dataset							(b) AADB dataset									
		PLCC	SRCC	RMSE	Cons	Use	Gen			PLCC	SRCC	RMSE	Cons	Use	Gen	
zero-shot		0.289	0.291	0.693	3.20	2.66	3.01	zero-shot		0.381	0.401	0.172	3.05	2.53	2.96	
ite-1	score	0.702	0.694	0.516	3.15	2.59	2.93	ite-1	score	0.514	0.516	0.160	3.05	2.52	2.93	
	score	0.721	0.716	0.501	3.20	2.62	2.97		ite-2	score	0.584	0.581	0.151	2.81	2.34	2.65
ite-2	consistency	0.658	0.652	0.544	1.51	1.14	1.22	ite-2		consistency	0.495	0.507	0.162	0.94	0.66	0.74
	merged	0.700	0.694	0.517	3.35	2.77	3.04		ite-3	merged	0.538	0.550	0.157	3.32	2.76	3.03
ite-3	score	0.723	0.718	0.500	3.30	2.69	3.00	ite-3		score	0.590	0.589	0.150	3.05	2.60	2.93
	consistency	0.692	0.694	0.522	2.37	1.83	1.95		ite-4	consistency	0.522	0.547	0.159	3.26	2.61	2.81
	merged	0.710	0.708	0.509	3.47	2.83	3.07			ite-4	merged	0.560	0.569	0.154	3.36	2.75
ite-4	score	0.730	0.723	0.495	3.23	2.67	2.98	ite-4	score		0.590	0.582	0.150	3.13	2.60	2.94
	consistency	0.702	0.705	0.515	2.99	2.32	2.45		ite-4	consistency	0.545	0.569	0.156	3.18	2.55	2.74
	merged	0.717	0.715	0.504	3.47	2.83	3.03			ite-4	merged	0.576	0.580	0.152	3.39	2.73



Ground truth score: 9

**Zero shot** consistency: fair (2)

#Score: 6

#Explain: The image features a large metal sculpture of a bull with many colorful balls attached to it. The sculpture is located in a park, and the balls are arranged in various patterns and positions. The overall composition of the sculpture is visually appealing, and the use of colorful balls adds a vibrant touch to the scene. The aesthetic quality of the image is high, with a score of 6 out of 9.

**Iteration-4** consistency: good (3)

#Score: 8

#Explain: The image is visually appealing with a unique and creative design. The colorful balls on the metal structure create an interesting and eye-catching display. The arrangement of the balls and the overall composition of the sculpture make it an aesthetically pleasing piece.



Ground truth score: 7

**Zero shot** consistency: fair (2)

#Score: 6

#Explain: The image features a train traveling down the tracks, with a large black and white engine and a few cars behind it. The train is surrounded by a beautiful blue sky, which adds a sense of depth and tranquility to the scene. The composition of the image is well-balanced, with the train taking up a significant portion of the frame while the sky serves as a captivating backdrop. The overall aesthetic quality of the image is high, with a score of 6 out of 9.

**Iteration-4** consistency: good (3)

#Score: 8

#Explain: The image features a large black and silver train traveling down the tracks, with a beautiful blue sky in the background. The train is the main focus of the scene, and its size and color contrast well with the sky. The composition of the image is well-balanced, and the colors are vibrant and appealing. The aesthetic quality of the photo is high, making it an excellent representation of the subject matter.



Ground truth score: 3

**Zero shot** consistency: good (3)

#Score: 8

#Explain: The image captures a beautiful mountain landscape with a red rock formation. The mountain range is covered in lush greenery, and the red rock formation stands out against the vibrant greenery. The composition of the image is visually appealing, and the colors are rich and vivid. The aesthetic quality of the image is high, making it an excellent representation of the natural beauty of the landscape.

**Iteration-4** consistency: excellent (4)

#Score: 9

#Explain: The image is a breathtaking view of a mountain range with red rock formations. The vibrant colors and dramatic landscape create a visually stunning scene. The composition of the image, with the mountain range stretching across the frame, draws the viewer's attention and invites them to explore the beauty of nature. The aesthetic quality of the photo is high, making it an excellent representation of the subject matter.



Ground truth score: 1

**Zero shot** consistency: excellent (4)

#Score: 4

#Explain: The image is a close-up of a decorative mask, possibly of a bull or a cow, with a gold and red color scheme. The mask is displayed in a museum setting, possibly in a case. The aesthetic quality of the image is relatively low due to the lack of depth and the limited focus on the mask itself. The background and the setting are not visually interesting, and the mask appears to be the main subject of the image. The overall composition and presentation of the image are not engaging or visually appealing, resulting in a score of 4 out of 9.

**Iteration-4** consistency: good (3)

#Score: 8

#Explain: The image is visually appealing with vibrant colors and intricate details. The cow head mask is ornately decorated with gold accents, making it an eye-catching centerpiece. The display case adds an element of sophistication, enhancing the overall aesthetic quality of the image. The composition and lighting also contribute to the high score, creating a captivating and artistic display.

**Fig. 6.** Output examples of the LLaVA-1.5-7B model on the AADB dataset.

**Table 7.** Complete evaluation results of the InternVL2-2B

(a) AVA dataset							(b) AADB dataset								
		PLCC	SRCC	RMSE	Cons	Use	Gen			PLCC	SRCC	RMSE	Cons	Use	Gen
zero-shot		0.321	0.315	0.685	3.28	2.88	3.15	zero-shot		0.343	0.408	0.176	3.23	2.87	3.12
ite-1	score	0.677	0.675	0.532	2.87	2.56	3.04	ite-1	score	0.638	0.641	0.143	3.19	2.73	3.07
	consistency	0.689	0.691	0.525	2.95	2.56	3.04		ite-2	score	0.650	0.650	0.142	3.29	2.78
ite-2	merged	0.653	0.658	0.548	3.53	2.87	3.17	ite-2		merged	0.495	0.616	0.162	3.82	3.10
	score	0.677	0.682	0.532	3.39	2.82	3.15		ite-3	score	0.589	0.642	0.151	3.65	3.02
ite-3	consistency	0.698	0.698	0.518	2.91	2.57	3.10	ite-3		merged	0.652	0.658	0.141	3.41	2.85
	merged	0.658	0.674	0.545	3.57	2.95	3.31		ite-4	score	0.529	0.624	0.158	3.72	3.19
ite-4	merged	0.683	0.689	0.529	3.29	2.79	3.18	ite-4		merged	0.599	0.649	0.149	3.62	3.05
	score	0.701	0.700	0.516	2.91	2.55	3.08		ite-4	merged	0.651	0.659	0.141	3.39	2.82
ite-4	consistency	0.664	0.686	0.541	3.56	3.00	3.33	ite-4		merged	0.504	0.632	0.161	3.74	3.04
	merged	0.686	0.693	0.527	3.37	2.83	3.23		ite-4	merged	0.596	0.643	0.150	3.57	2.97



Ground truth score: 9

**Zero shot** consistency: good (3)

#Score: 8  
#Explain: The image features a striking, modern sculpture with a vertical arrangement of colorful, cylindrical elements. The use of bright, primary colors and the geometric, repetitive pattern create a visually engaging and dynamic composition. The structure's clean lines and the contrast between the metallic elements and the colorful ones add to the aesthetic appeal. The overall effect is both bold and harmonious, making it a visually appealing piece of art.

**Iteration-4** consistency: excellent (4)

#Score: 9  
#Explain: The image showcases a stunningly intricate and visually captivating installation art piece. The vertical columns, adorned with colorful, geometrically patterned elements, create a mesmerizing rhythm and symmetry. The vibrant colors and the interplay of light and shadow add depth and dimension, making the piece appear almost three-dimensional. The overall composition is balanced and harmonious, evoking a sense of wonder and awe. The juxtaposition of the modern, industrial building in the background with the whimsical, colorful installation creates a striking contrast, enhancing the aesthetic appeal of the image.



Ground truth score: 7

**Zero shot** consistency: good (3)

#Score: 8  
#Explain: The image depicts a large, black locomotive with a sleek and modern design, set against a clear blue sky. The train is positioned on a well-maintained railway track surrounded by gravel and greenery. The overall aesthetic is clean, with a focus on the train's design and the natural environment. The lighting is bright and natural, enhancing the visual appeal. The combination of the train's modern appearance and the serene background creates a visually pleasing scene.

**Iteration-4** consistency: excellent (4)

#Score: 9  
#Explain: The image showcases a stunningly detailed and well-lit steam locomotive, with its sleek black and white color scheme and intricate design elements. The clear blue sky and the well-maintained railway tracks enhance the overall aesthetic appeal. The contrast between the dark locomotive and the bright background creates a visually striking composition. The image exudes a sense of power and elegance, making it a visually captivating scene.



Ground truth score: 3

**Zero shot** consistency: excellent (4)

#Score: 8  
#Explain: The image features a striking red rock formation under a clear blue sky with scattered clouds. The contrast between the vibrant red rock and the blue sky creates a visually appealing and dynamic composition. The natural beauty of the rock formation, combined with the serene sky, evokes a sense of tranquility and awe. The overall aesthetic quality of the image is high, making it a visually pleasing and memorable scene.

**Iteration-4** consistency: excellent (4)

#Score: 9  
#Explain: The image showcases a stunningly majestic red rock formation under a clear blue sky, with the natural beauty of the landscape creating a visually captivating scene. The contrast between the vibrant red rock and the green vegetation, along with the dramatic sky, enhances the overall aesthetic quality, making it a truly exceptional and visually stunning image.



Ground truth score: 1

**Zero shot** consistency: good (3)

#Score: 7  
#Explain: The image features a highly detailed and ornate mask with intricate gold and red decorations. The design is elaborate and showcases a high level of craftsmanship, which contributes to a visually appealing aesthetic. The mask's design is both intricate and symmetrical, with a balance of bold colors and detailed patterns. The overall effect is one of grandeur and artistic excellence, which is a strong indicator of a high aesthetic quality.

**Iteration-4** consistency: excellent (4)

#Score: 9  
#Explain: The image showcases a highly detailed and intricately designed mask with vibrant colors and elaborate patterns, creating a visually striking and captivating aesthetic. The attention to detail in the facial features, the use of gold accents, and the overall composition of the mask contribute to a sense of grandeur and artistic excellence. The mask's design is both symbolic and visually appealing, making it a masterpiece of cultural artistry.

**Fig. 7.** Output examples of the InternVL2-2B model on the AADB dataset.

**Table 8.** Complete evaluation results of the LLaVA-interleave-0.5B

(a) AVA dataset

		PLCC	SRCC	RMSE	Cons	Use	Gen
zero-shot		0.372	0.366	0.672	2.43	2.05	2.47
ite-1	score	0.673	0.672	0.535	2.33	1.99	2.46
	score	0.697	0.695	0.519	2.21	1.93	2.51
	consistency	0.642	0.653	0.555	2.54	2.14	2.55
ite-2	merged	0.672	0.677	0.536	2.50	2.12	2.63
	score	0.697	0.697	0.519	2.24	1.92	2.43
	consistency	0.605	0.636	0.576	2.77	2.30	2.55
ite-3	merged	0.669	0.679	0.538	2.57	2.14	2.54
	score	0.698	0.699	0.518	2.30	2.01	2.48
	consistency	0.625	0.652	0.565	2.76	2.34	2.64
ite-4	merged	0.674	0.685	0.535	2.72	2.20	2.61



Ground truth score: 9

**Zero shot** consistency: fair (2)

#Score: 9

#Explain: The image features a sculpture of a dog in a human-like pose, with a series of cylindrical rods that resemble human legs. The sculpture is placed in front of a red building with a blue roof. The background consists of a green lawn and a few trees. The lighting is bright, and the overall color palette is warm, with the red building standing out against the greenery. The sculpture is positioned in a way that suggests a sense of movement or energy, which is a common aesthetic choice in sculptures. The image is clear and well-lit, with no visible noise or distortion.

**Iteration-4** consistency: poor (1)

#Score: 4

#Explain: The image features a large, cylindrical sculpture of a dog with a rainbow-colored body. The sculpture is suspended from multiple vertical bars, creating a dynamic and visually interesting composition. The lighting is bright and even, enhancing the overall aesthetic quality of the image. The composition is balanced, with the bars framing the sculpture and the bars themselves framing the dog sculpture. The colors are vibrant and varied, adding to the visual appeal of the image.



Ground truth score: 7

**Zero shot** consistency: poor (1)

#Score: 9

#Explain: The image presents a clear view of a train moving along a railway track. The train is composed of several cars, including a locomotive and several freight cars. The train is moving at a moderate speed, indicated by the presence of smoke in the form of a plume of black smoke. The background is a clear blue sky, suggesting a sunny day. The image is well-lit, with the train and the sky being the main subjects. The composition of the image is balanced, with the train positioned in the center and the background being slightly blurred. The colors are vibrant, with the black and white of the train contrasting against the blue of the sky. The image does not contain any discernible text or other objects that could be considered as part of the aesthetic quality.

**Iteration-4** consistency: good (3)

#Score: 4

#Explain: The image is a close-up of a train engine, with a clear view of the engine's design and the smoke coming from it. The background is blurred, but it appears to be a train track with some industrial structures in the distance. The lighting is bright and even, which suggests a good day for train travel. The composition is simple and focused, with the engine being the main subject and the background being less distracting. The image does not contain any other significant elements that would detract from the main subject.

(b) AADB dataset

		PLCC	SRCC	RMSE	Cons	Use	Gen
zero-shot		0.242	0.218	0.181	2.33	1.97	2.40
ite-1	score	0.567	0.568	0.153	1.36	1.45	2.05
	score	0.597	0.602	0.149	1.57	1.50	2.20
	consistency	0.539	0.558	0.157	2.60	2.12	2.61
ite-2	merged	0.573	0.587	0.153	2.00	1.80	2.51
	score	0.588	0.607	0.151	1.66	1.56	2.26
	consistency	0.557	0.575	0.155	2.91	2.18	2.59
ite-3	merged	0.582	0.592	0.151	2.18	1.93	2.58
	score	0.607	0.612	0.148	1.41	1.37	2.08
	consistency	0.552	0.564	0.155	2.25	1.59	1.95
ite-4	merged	0.578	0.590	0.152	2.16	1.92	2.52



Ground truth score: 3

**Zero shot** consistency: excellent (4)

#Score: 9

#Explain: The image is a clear and well-lit photograph of a mountainous landscape. The colors are vibrant, and the contrast between the blue sky and the red and brown hues of the rocks and vegetation is striking. The composition is well-balanced, with the mountainous terrain serving as the main focus. The image does not contain any visible noise or artifacts, and the focus is sharp, allowing for clear visibility of the details of the landscape. The lighting is even, and the exposure is appropriate, ensuring that the image is not overexposed or underexposed. The image does not contain any distracting elements, and the composition is aesthetically pleasing.

**Iteration-4** consistency: poor (1)

#Score: 4

#Explain: The image is a clear and well-lit photograph of a mountainous landscape with a prominent rock formation. The colors are vibrant, and the contrast is high, making the image visually appealing. The composition is well-balanced, with the mountainous terrain serving as a backdrop and the rock formation as the focal point. The image does not contain any distracting elements or obstructions, and the focus is sharp, allowing for a clear view of the details of the landscape.



Ground truth score: 1

**Zero shot** consistency: fair (2)

#Score: 9

#Explain: The image is a close-up of a red and gold-brown horned headpiece with a detailed design. The horns are intricately carved, and the horns are positioned in a way that suggests they are being lifted or turned. The image also contains text that provides information about the horn, such as "Topping Level: Mark The Confetti," "Topping Level: Top Bubbles," and "Topping Level: Top Bubbles." The image is well-lit, with a clear focus on the horn, and the colors are vibrant and saturated. The composition is simple, with the horns being the main subject. The image does not contain any other objects or text that can be described.

**Iteration-4** consistency: poor (1)

#Score: 3

#Explain: The image is a close-up of a red and gold-brown horned head, likely a type of traditional or cultural headgear. The horns are intricately designed with patterns and details, and the horns are positioned in a way that suggests they are being held or used. The image is clear and well-lit, allowing for a detailed view of the horns. The composition is simple, with the horns being the main focus. The image does not contain any distracting elements or objects that would detract from the main subject. The overall aesthetic quality is good, with a clear and focused subject.

**Fig. 8.** Output examples of the LLaVA-interleave-0.5B model on the AADB dataset.

## B. ADDITIONAL RESULTS

### B.1. Complete evaluation results

In Tables 5-8, complete evaluation results for all models are shown. As LLM evaluation metrics, the usefulness metrics (Use) and the general writing quality (Gen) are presented in addition to the consistency metrics (Cons).

In Table 6, the LLaVA-1.5-7B models trained on consistency data occasionally show notably low consistency scores. This is primarily due to the model’s outputs deviating from the required format, resulting in parsing failures and empty explanations being fed into GPT-4o. Interestingly, this issue is resolved after model merging.

### B.2. More example outputs

Figures 5-8 present additional examples for model outputs sampled from the AADB test dataset for each model.

### B.3. Multi-turn dialogue

When considering VLMs as AI assistants, the ability to engage in multi-turn dialogues is desirable, in addition to providing image scores and justifications. Since our fine-tuning process uses a single prompt to elicit scores and justifications, the model’s multi-turn dialogue capabilities might be compromised. To assess these capabilities, we prompt the model with *“Please provide specific suggestions for improving the photo to increase its score.”* after it outputs the initial score and justification. This experiment uses the LLaVA-NeXT-7B model trained on the AADB dataset. An example output is shown in Fig. 9. The result indicates that the model can provide relevant responses even to questions not present in the fine-tuning data.

To quantitatively evaluate the results, we use GPT-4o to judge the usefulness, concreteness, and relevance of the generated responses with the following prompt:

Please evaluate the AI assistant’s response regarding the input image. The AI assistant received the instruction “Please suggest specific methods to improve the aesthetic quality of the image” along with the image. Evaluate the response based on the following criteria:

usefulness: Whether the response is genuinely helpful in significantly improving the aesthetic quality of the image. For example, does it provide actionable advice that can lead to noticeable improvements?

concreteness: Whether the suggestions are highly specific and actionable. For example, does the response include detailed steps or techniques that can be directly applied?

relevance: Whether the suggestions are directly related to the content and context of the image. For example, are the suggestions tailored to the specific elements and style of the image?

The evaluation should be in five levels: bad, poor, fair, good,

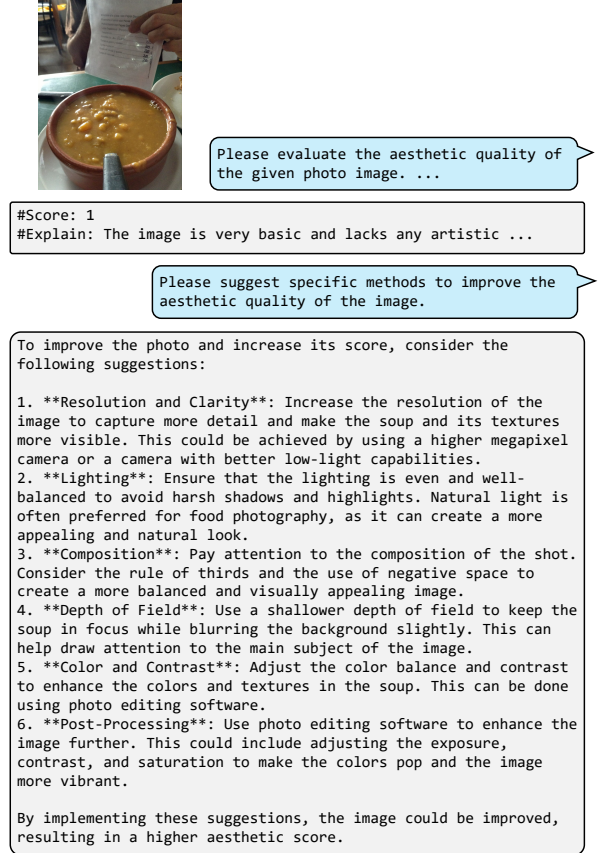


Fig. 9. Example of a multi-turn dialogue

Table 9. Evaluation of dialogue capabilities for the LLaVA-NeXT-7B model on the AADB dataset.

	usefulness	concreteness	relevance
base model	3.23	3.30	3.71
trained model	3.22	3.28	3.66

excellent. Output only in JSON format.  
Example output: {"usefulness": "poor", "concreteness": "good", "relevance": "fair"}  
The AI assistant’s response is as follows:  
{text}

The images are also provided as input during the evaluation. Table 9 presents the average scores across 500 samples from the test set. The results demonstrate that our fine-tuned model maintains performance comparable to the base model on these metrics, indicating that the fine-tuning process does not degrade its dialogue capabilities.