



Sensitivity of a Gigahertz Fabry-Pérot Resonator for Axion Dark Matter Detection

Jacob Egge¹ * and Manuel Meyer² †

¹*Deutsches Elektronen-Synchrotron DESY, Notkestr. 85, 22607 Hamburg, Germany*

²*CP3-Origins, University of Southern Denmark, Campusvej 55, DK-5230 Odense M, Denmark*

(Dated: June 12, 2025)

Axions are hypothetical pseudo-Nambu Goldstone bosons that could explain the observed cold dark matter density and solve the strong CP problem of quantum chromodynamics (QCD). Haloscope experiments commonly employ resonant cavities to search for a conversion of axion dark matter into photons in external magnetic fields. As the expected signal power degrades with increasing frequency, this approach becomes challenging at frequencies beyond tens of Gigahertz. Here, we propose a novel haloscope design based on an open Fabry-Pérot resonator. Operating a small-scale resonator at cryogenic temperatures and at modest magnetic fields should already lead to an unparalleled sensitivity for photon-axion couplings $g_{a\gamma} \gtrsim 3 \times 10^{-12} \text{ GeV}^{-1}$ at 35 GHz. We demonstrate how this sensitivity could be further improved using graded-phase mirrors and sketch possibilities to probe benchmark models of the QCD axion.

I. INTRODUCTION

The existence of dark matter has been firmly established through its gravitational interaction with baryonic matter [1, 2]. Prime candidates for dark matter are electrically neutral pseudoscalar axions and axion-like particles (henceforth collectively denoted as axions) [3–6], originally introduced to solve the strong CP problem in QCD [7–9]. Such a QCD axion necessarily couples to gluons and its mass m_a and coupling to photons $g_{a\gamma}$ are typically predicted to be proportional to each other [10–13]. Recent theoretical models suggest a much wider parameter space of axions to be of interest. Examples are axionogenesis models [14], photophilic or photophobic axions [15, 16], or axions that could simultaneously explain dark matter and inflation, i.e., the exponential growth of the Universe shortly after the Big Bang [17]. Axions are also a common prediction of String Theory [18].

Axions could be detected through their conversion to an electric field \mathbf{E} in the presence of an external magnetic field \mathbf{B}_e , described by the Lagrangian density $\mathcal{L}_{a\gamma} = g_{a\gamma} \mathbf{E} \cdot \mathbf{B}_e$, where a is the axion field. The most sensitive searches have been carried out in the mass regime between $2 \mu\text{eV} \lesssim m_a \lesssim 50 \mu\text{eV}$ utilizing the haloscope concept. In a typical haloscope, a DC magnetic field is used to convert axions into an electric field with a frequency $f = m_a c^2 / h$ and wavelength $\lambda = c / f$ (c : speed of light in vacuum, h : Planck constant) [19]. Usually, a cavity with a resonance frequency equal to f is used to increase the expected signal. Tunable microwave cavities with resonance frequencies at hundreds of MHz with large volumes V immersed in magnetic fields B_e of several Tesla have provided strong constraints on the axion-photon coupling [e.g. 20]. Dark matter axions would produce a narrow line at frequency f with a line width $\Delta f / f \sim Q_a^{-1}$, where $Q_a \sim c^2 / \sigma_v^2 \sim 10^6$ is the axion quality factor and σ_v the dark matter velocity dispersion in

the dark matter halo of the Milky Way. The expected power from converted axions scales as [21]

$$P_{\text{sig}} = \frac{g_{a\gamma}^2 \rho_a}{m_a} \frac{\beta}{\beta + 1} \frac{Q_L Q_a}{Q_L + Q_a} V B_e^2 C, \quad (1)$$

where Q_L is the loaded quality factor, i.e., the total energy stored in the cavity over the total power loss multiplied with the resonance frequency of the cavity, C is a form factor, which measures the spatial overlap of the axion field with the cavity eigenmode, and β is the receiver coupling strength. The axion dark matter density is given by ρ_a . To maximize C , haloscope experiments typically aim to operate at low order cavity modes. For example, the ADMX experiment employs a cylindrical cavity to search for axion dark matter at microwave frequencies and operates at the TM_{010} mode yielding $C \sim 0.4$ with a loaded quality factor of $Q_L \approx 5 \times 10^4$ [20]. The diameter of the cylindrical cavity is, however, constrained to $\sim \lambda/2$ to still operate at the TM_{010} mode. The length of the cavity is apriori independent of the wavelength but is in practice also limited to a few λ due to unfavorable mode localization. Thus, the volume scales $V \propto \lambda^3$ and consequently the signal power diminishes at higher frequencies.

Proposals to search for axion dark matter at tens and hundreds of GHz include the ORGAN experiment [22] and CADEX [23], which plan to operate a variety of resonant cavities of different dimensions. In a different approach, haloscopes are equipped with dielectric disks. By carefully tuning the distance between the disks, a resonant enhancement of the axion-induced electric field can be achieved at higher order modes while maintaining a high form factor. Examples are the MADMAX and ADMX-Orpheus experiments, currently at a pathfinder stage [24, 25]. Alternatively, the resonant approach can be abandoned altogether in favor of a broadband signal search using dish antennas [26]. This is the aim of, e.g., the planned BREAD experiment [27].

Here, we propose a different haloscope design to probe axion frequencies above 30 GHz. Instead of a closed cavity, we suggest an open Fabry-Pérot resonator (FPR)

* jacob.mathias.egge@desy.de

† meym@sdu.dk

consisting of two curved aluminum mirrors at cryogenic temperatures within a strong magnetic field. For open resonators, the diameter of the mirrors is no longer constrained to the wavelength. Thus, the transverse area of our proposed Fabry-Pérot Axion Experiment (FAXE) can reach $\sim 10^3 \lambda^2$. This offers an intriguing potential to have larger volumes at higher frequencies while keeping a reasonably high form factor.

The paper is organized as follows. In Sec. II, we introduce the FAXE setup together with sensitivity estimates of the axion parameter space that can be probed. Details for the suggested mirror design and the resulting form and quality factors are presented in Sec. III. We discuss our results and provide an outlook on how to reach the sensitivity for the QCD axion in Sec. IV.

II. EXPERIMENTAL DESIGN OF FAXE

The basic idea of FAXE is to place an FPR with two curved aluminum mirrors inside a cryostat and a magnetic field, schematically shown in Fig. 1. The mirrors are placed at a distance ℓ from each other, which leads to resonance frequencies approximately at $q f_{\text{FSR}}$, where q is a non-zero integer and f_{FSR} is the free spectral range (FSR) [28]. In the following, we are only interested in the fundamental mode, as this leads to the largest overlap with the axion field, and set $q = 1$. The FSR is defined such that a mono-chromatic wave interferes constructively with itself after one cavity round trip, which takes the time t_{RC} , so that

$$f_{\text{FSR}} = 1/t_{\text{RT}} = c/(2\ell) \quad (2)$$

Thus, for a certain axion frequency $f = 30 \text{ GHz}$ ($m_a/1.24 \times 10^{-4} \text{ eV}$) resonating in the fundamental cavity mode, the length of the cavity needs to be tuned to

$$\ell = 5.0 \text{ mm} \left(\frac{30 \text{ GHz}}{f} \right) = 5.0 \text{ mm} \left(\frac{\lambda}{10 \text{ mm}} \right). \quad (3)$$

As a consequence, the resonator volume only scales linearly with the wavelength compared to λ^3 for cylindrical cavities. For photon-axion conversion, the magnetic field has to be oriented parallel to the mirror surfaces and the whole resonator needs to fit within the magnet bore inside the cryostat. Assuming a typical magnet bore with a diameter of 50 mm, the mirror radius is limited to $r \approx 25 \text{ mm}$, resulting in a volume of

$V \approx 10 \text{ cm}^3 (r/25 \text{ mm})^2 (\ell/5 \text{ mm})$. At 30 GHz, this corresponds to a volume $V \sim 10 \lambda^3$, which is comparable to volumes achieved by other haloscopes sensitive in a similar frequency range (e.g., the ORGAN Phase 1b experiment operates a cavity in the TM_{110} mode at a resonance frequency around $\sim 26 \text{ GHz}$ and has a volume of $V \sim 8 \lambda^3$ with $C = 0.65$ [29]).

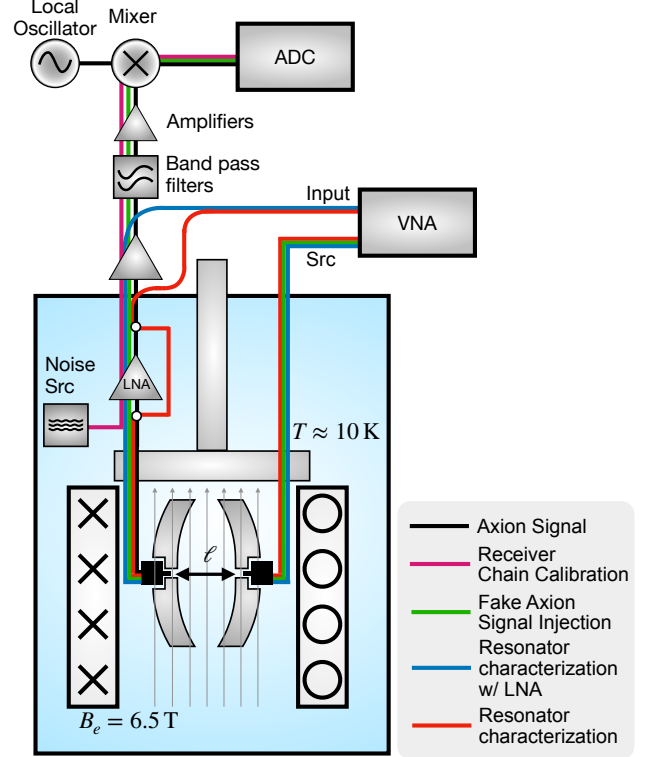


FIG. 1: Diagram of the proposed Fabry-Pérot haloscope. The different components are described in the text. Colored lines show the different calibration chains.

The mirror design and the optimal radius of curvature will be discussed in Sec. III. There is a tradeoff between the loaded quality factor Q_L , which depends on the radius of curvature of the mirrors, and maintaining a high form factor C . We find an optimal radius of curvature that leads to a small field leakage outside of the open resonator and a resonant enhancement at its center with $Q_L = 2.7 \times 10^4$ (assuming the conductivity of aluminum at 4 K) and $C = 0.28$ at $f = 35 \text{ GHz}$ ($m_a = 1.45 \times 10^{-4} \text{ eV}$). Using Eq. (1) and assuming a 6.5 T external magnetic field, we therefore expect an axion signal power in our resonator of

$$P_{\text{sig}} = 3.7 \times 10^{-23} \text{ W} \left(\frac{\beta}{\beta + 1} \right) \left(\frac{Q_L Q_a / (Q_L + Q_a)}{2.7 \times 10^4} \right) \left(\frac{1.45 \times 10^{-4} \text{ eV}}{m_a} \right) \left(\frac{g_{a\gamma}}{10^{-12} \text{ GeV}^{-1}} \right)^2 \\ \times \left(\frac{B_e}{6.5 \text{ T}} \right)^2 \left(\frac{C}{0.28} \right) \left(\frac{V}{8.57 \text{ cm}^3} \right) \left(\frac{\rho_a}{0.45 \text{ GeV cm}^{-3}} \right). \quad (4)$$

The signal is extracted through an iris at the mirror center whose size is tuned so that a coupling factor of $\beta \sim 1$ is achieved (see Sec. III). It is then transmitted through a low-loss superconducting coaxial cable to a low noise amplifier (LNA), as shown in Fig. 1. Similar to Ref. [30], the LNA should be placed just above the magnet bore to guarantee a low system temperature, $T_{\text{sys}} \lesssim 10 \text{ K}$. Outside the cryostat, the signal is further cleaned and amplified through a series of amplifiers and bandpass filters. Just as in other haloscope experiments, the heterodyne detection scheme can be used in FAxE to search for a potential axion signal. The signal from the resonator is mixed with a periodic signal from a local oscillator to generate a beat note within the bandwidth of the analog-to-digital converter (ADC). The recorded spectra can then be analyzed for a potential axion line.

In Fig. 1, we also show a number of calibration chains to determine the sensitivity and response of the resonator inspired by previous haloscopes [e.g., 20, 30]. The FPR itself will be characterized by sending in signals at different frequencies by means of a vector network analyzer (VNA). The signal is generated at the source (Src) port

and measured at the input port. In this way, one can measure the exact resonance frequency and quality factor in situ. With RF switches we can bypass the LNA to determine its effect on the signal. The VNA can also be used to generate fake axion signals to assess the response of the full setup to a potential signal. A calibrated cryogenic noise source with tunable temperature inside the cryostat serves as a calibrator of the receiver chain using the Y-factor method. The form factor can be assessed via bead-pull measurements which also open up the possibility to directly measure P_{sig} via the reciprocity approach developed in Refs. [31–33].

The achievable signal-to-noise ratio S/N of the experimental setup for an observation time Δt is determined through the Dicke Equation,

$$\frac{S}{N} = \frac{P_{\text{sig}}}{k_B T_{\text{sys}}} \sqrt{\frac{\Delta t}{\Delta f}}, \quad (5)$$

with $\Delta f = f/Q_a$. Plugging in the signal power P_{sig} from Eq. (4), we obtain the photon-axion coupling $g_{a\gamma}$ that we can probe with FAxE for a given S/N ratio and observation time,

$$g_{a\gamma} = 3.05 \times 10^{-12} \text{ GeV}^{-1} \left(\frac{S/N}{2} \right)^{\frac{1}{2}} \left(\frac{T_{\text{sys}}}{10 \text{ K}} \right)^{\frac{1}{2}} \left(\frac{1 \text{ d}}{\Delta t} \right)^{\frac{1}{4}} \left(\frac{f}{35 \text{ GHz}} \right)^{\frac{3}{4}} \\ \times \left(\frac{1 + 1/\beta}{2} \right)^{\frac{1}{2}} \left(\frac{2.7 \times 10^4}{Q_L Q_a / (Q_L + Q_a)} \right)^{\frac{1}{2}} \left(\frac{6.5 \text{ T}}{B_e} \right) \\ \times \left(\frac{0.28}{C} \right)^{\frac{1}{2}} \left(\frac{10 \text{ cm}^3}{V} \right)^{\frac{1}{2}} \left(\frac{0.45 \text{ GeV cm}^{-3}}{\rho_a} \right)^{\frac{1}{2}}. \quad (6)$$

The resonance frequency and therefore the axion mass to which FAxE is sensitive can be tuned by changing the distance between the mirrors. For example, a tuning range of $2.1 \text{ mm} \leq \ell \leq 5 \text{ mm}$ would correspond to a scan range between 30 GHz and 70 GHz. However, a more narrow tuning range between 30 GHz and 40 GHz appears more feasible at least in a first stage of FAxE given the frequency ranges of typical commercially available VNAs. The possible signal scan rate df/dt is given

by [34, 35],

$$\frac{df}{dt} = Q_a Q_L \left(\frac{1}{(S/N)} \frac{1}{k_B T_{\text{sys}}} \frac{\beta}{\beta + 1} B_e^2 C V \frac{\rho_a g_{a\gamma}^2}{m_a} \right)^2. \quad (7)$$

To reach our baseline sensitivity at cryogenic temperatures given in Eq. (6) over a frequency range from 30 GHz to $f_{\text{max}} = 40 \text{ GHz}$ using spherical mirrors and setting $\beta = 1$, $S/N = 2$, and $\Delta t = 1 \text{ d}$, a total measurement time of $t_{\text{tot}} \sim 300 \text{ d}$ would be required (we refer to this baseline as the *cryo* configuration). The parameter space

that can be probed within this frequency or mass interval is shown in Fig. 2, where we also show sensitivities for different configurations with parameters given in Tab. I and motivated in the following sections.

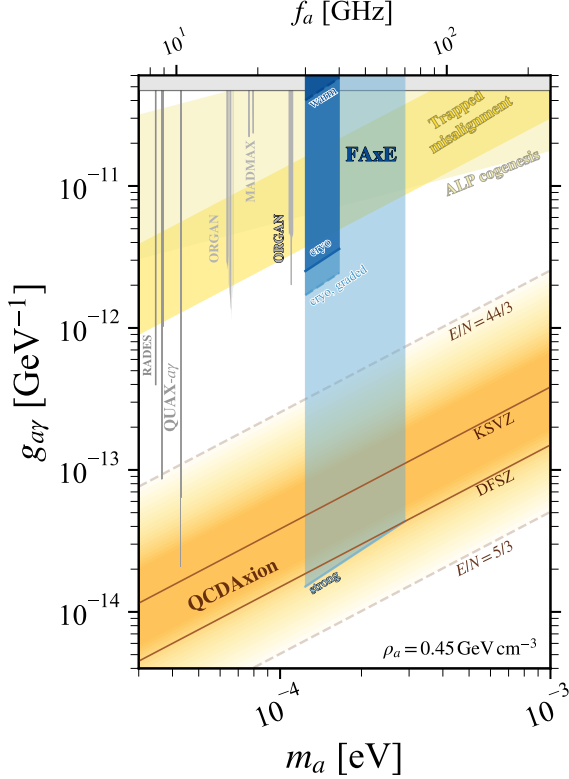


FIG. 2: The projected FAxE sensitivity for different considered configurations (see Tab. I) in terms of axion mass and photon-axion coupling for an assumed local axion dark matter density of $\rho_a = 0.45 \text{ GeV cm}^{-3}$ (in accordance with, e.g., Ref. [36]). We also show the KSVZ and DFSZ QCD axion benchmark models [10–13] for different ratios E/N of the electromagnetic and QCD anomaly coefficients, the ALP cogenesis model prediction [14], as well as the predictions for trapped misalignment [37]. Also shown are existing exclusions from MADMAX [38], ORGAN [22, 29, 30, 39], RADES [40, 41], QUAX [42], as well as from the CAST experiment [43].

III. OPTIMIZING THE MIRROR DESIGN

As seen from Eq. (1), the signal power scales as $P_{\text{sig}} \propto Q_L C V$. As the available volume is often constrained by magnet and cryostat size, we are left to optimize both the quality factor Q_L and form factor C . Maximum power can be extracted if the resonator is critically coupled to the receiver chain, i.e. $\beta = 1$, and it is sufficient to optimize the unloaded quality factor $Q_0 = Q_L(1 + \beta)$.

The unloaded quality factor can in turn be decomposed into individual Q -factors from different loss channels. For now, we only concern ourselves with losses due to the finite size of the mirror that set Q_{diff} and group all other losses into a single Q_{other} which include, e.g., conductive and scattering losses. These depend largely on the mirror material and surface polish and are independent of the overall mirror geometry. The unloaded Q -factor is then

$$\frac{1}{Q_0} = \frac{1}{Q_{\text{diff}}} + \frac{1}{Q_{\text{other}}}. \quad (8)$$

For our optimization of the mirror design, we define the figure of merit (FoM) for peak sensitivity as

$$\text{FoM} = Q_0 C / Q_{\text{other}}, \quad (9)$$

which can range between zero and one and allows us to compare mirror designs with different quality factors.

A. Spherical mirror

In a common FPR, the mirrors follow a spherical profile. For simplicity, we assume a symmetric design in which the two mirrors have an identical shape. The mirror positions along the z -axis are at $z_m = \pm \ell/2$ with the origin at the center between the mirrors. The fundamental mode of an FPR can be described by a Gaussian beam, which is defined by its waist radius w_0 at which its amplitude has decreased by $1/e$. The waist radius also sets the radius of curvature of the phase fronts of the Gaussian beam, assumed to propagate along the z direction,

$$R(z) = z \left(1 + \left(\frac{\pi w_0^2}{\lambda z} \right)^2 \right). \quad (10)$$

When the radius of curvature of the mirrors at position z_m equals $R(z_m)$, the resonating eigenmode is approximately a Gaussian beam with corresponding waist radius. The larger w_0 , the better the beam fills the resonator volume and the form factor C increases. However, at the same time diffractive losses increase as well, reducing Q_{diff} . Clipping due to the finite size of the mirrors can in turn feedback on the shape of the eigenmode, affecting C . As a consequence, the resulting eigenmodes are best described numerically and we turn to simulations using the finite element method (FEM) to find the optimal mirror profile.

We use COMSOL Multiphysics® and its electromagnetic eigenmode solver from which we obtain Q_0 and C . We exploit the azimuthal symmetry of the setup to minimize computational demand. The linearly polarized electromagnetic fields can be decomposed into left and right circularly polarized fields which conform to azimuthal symmetry [44].¹ Figure 3 shows the FPR with its fun-

¹ See also <https://www.comsol.com/blogs/2d-axisymmetric-model-conical-horn-antenna>.

Configuration	Mirror design	B_e (T)	r (mm)	Q_L	C	T_{sys} (K)	f_{max} (GHz)	Δt (d)	t_{tot} (d)
warm	spherical	6.5	25	2680	0.32	300	40	1.00	0.3
cryo	spherical	6.5	25	26800	0.28	10	40	1.00	300
cryo, graded	graded-phase	6.5	25	28750	0.57	10	40	1.00	300
strong	graded-phase, SC	9.4	400	10^6	0.57	6.72	70	0.80	1565

TABLE I: Experimental parameters for the different proposed configurations of FAxE.

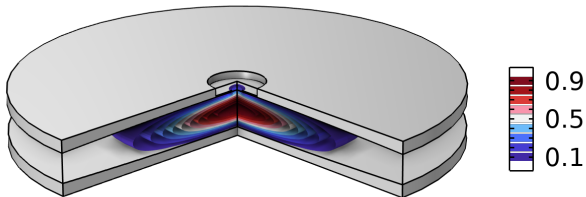


FIG. 3: FEM simulation of an FPR with aperture. The contours show the normalized electric field of the fundamental resonating eigenmode.

damental eigenmode and an optional aperture to extract a signal. The mirror size is set to $r = 25$ mm while the radius of curvature is set to be equal to $R(z_m)$ according to Eq. (10) for different waist radii w_0 . Following Eq. (2), the distance between mirrors is set to $\lambda/2$ at $f = 35$ GHz. The actual resonance frequency is around 36 GHz for the waist radii considered.

The mirror conductivity is set to either approximate aluminum at room temperature, $\sigma_{\text{RT}} = 5 \times 10^7 \text{ S m}^{-1}$, or at 4 K, $\sigma_{4\text{K}} = 5 \times 10^9 \text{ S m}^{-1}$ which roughly corresponds to aluminium's improved conductivity at cryogenic temperatures [45]. As conductive losses are the only other loss mechanism implemented in the simulation, they set the level of Q_{other} , namely $Q_{\text{other}} = 5800$ and $Q_{\text{other}} = 58000$, respectively. These values are extracted from the COMSOL simulation in the limit $w_0 \rightarrow 0$, where the conductive losses dominate. We refer to these two cases as the *warm* (room-temperature) and *cryo* benchmarks (see also Tab. I).

The resulting FoM is shown in Fig. 4 as a function of w_0/r . For the room-temperature benchmark, the maximum occurs at $w_0/r \sim 0.45$ at which $Q_0 \sim 5360$ and $C \sim 0.32$. For the cryogenic benchmark, the optimum occurs at slightly smaller waist, $w_0/r_d \sim 0.41$ with $Q_0 \sim 53600$ and $C \sim 0.28$. The shift towards smaller w_0/r_d is because, for a Gaussian beam, Q_{diff} increases approximately exponentially whereas C only decreases quadratically for $w_0 \rightarrow 0$. This makes a trade-off towards smaller waist radii worthwhile as long as diffractive losses are dominating, i.e. $Q_{\text{diff}} < Q_{\text{other}}$. Note that the signal power scales as $\text{FoM} \cdot Q_{\text{other}}$, so that we expect a larger axion signal at cryogenic temperatures.

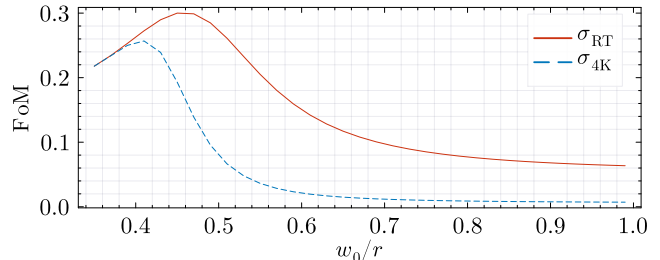


FIG. 4: The figure of merit as a function of waist radius for a Gaussian beam FPR for different values of Q_{other} , stemming from the different conductivities of aluminum at different temperatures.

B. Frequency scan

The axion-induced signal can be coupled to a receiver chain via a small circular aperture in one of the mirrors. The coupling factor β , which is the ratio between extracted power and dissipated power, depends on the size of aperture, its depth, and unloaded Q -factor Q_0 . From Eq. (1), the maximum axion-induced power is extracted for critical coupling, $\beta = 1$. By including a small aperture in our FEM simulation, we can calculate the required aperture parameters for critical coupling. In the cryogenic benchmark, the resulting aperture radius is $\sim 0.09\lambda$ with a depth of $\sim 0.016\lambda$.

Scanning over possible axion masses necessitates tuning of the resonance frequency. This can be achieved by changing the distance between the mirrors. However, as the mirrors' curvature and aperture parameters can practically only be optimized at a fixed resonance frequency, a reduction in axion-induced power is expected. Figure 5 shows the relative reduction in P_{sig} as a function of resonance frequency for the cryogenic benchmark. The reduction is less than 10% in a frequency range 2.2 GHz and is mainly from changes in β . However, to scan the entire frequency range from 30 GHz to 40 GHz, different mirrors with different aperture parameters should be used.

C. Graded-phase mirrors

The trade-off between diffractive losses and form factor leads to $\text{FoM} \sim 0.25$ for an ordinary FPR with spherical mirrors. This indicates that there is an untapped poten-

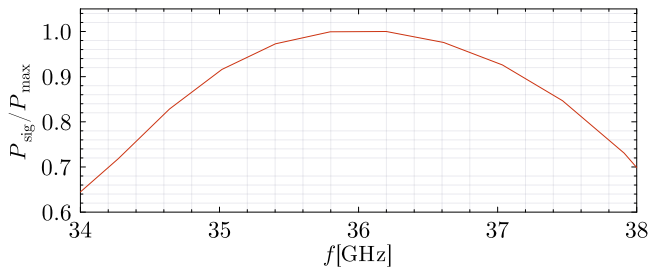


FIG. 5: Signal power of a simulated FPR with fixed mirror geometry and aperture parameters as a function of resonance frequency which is tuned by changing the distance between mirrors. Mirror and aperture geometry were optimized to $f = 36$ GHz.

tial to further increase the FoM if one could maximize C and Q_{diff} independently. Considering that the scan rate is $\propto C^2$, an improvement in C without compromising Q_0 is even more desirable. One solution is to consider different transverse mode profiles that fill the area more efficiently and drop to zero more rapidly, minimizing diffractive losses. In theory, a box-like profile would be best. A class of functions that describe both a Gaussian and box-like profile are so-called super-Gaussians,

$$E(x, y) = \exp \left(- \left(\frac{x^2 + y^2}{w_0^2} \right)^N \right). \quad (11)$$

where N is an integer. For $N \rightarrow \infty$, the profile approaches a box function of radius w_0 . To have a resonating mode follow a super-Gaussian profile, the curvature of the mirrors needs to be adapted. Graded-phase mirrors have been demonstrated in the optical regime with super-Gaussian profiles of orders up to $N = 6$ [46, 47]. To our knowledge, they have not been attempted at microwave frequencies.

The method to design the profile of the mirrors is outlined in Ref. [48] in which analytical calculations were employed. We instead use a separate FEM simulation. First, the desired transverse profile of the electric field at $z = 0$ is chosen and propagated in axial direction in the absence of any resonator structure. Diffraction causes the electric field profile to spread and acquire a non-trivial phase front. The coordinates at which the phase of the electric field has changed by $\pi/2$ is then extracted from the simulation. If the mirrors of an FPR follow these extracted coordinates, the resonating eigenmode will in turn follow the desired transverse profile.

We apply the procedure described above to super-Gaussian profiles of different order N and waist radius w_0 . The larger N , the more box-like the transverse mode profile becomes. However, the mirror profile also becomes increasingly complex and thus we select $N = 3$ as a realistic compromise. Figure 6 shows the calculated mirror profile for $N = 3$ and $w_0 = 0.73r$ which yields the optimal FoM for the mirror conductivity and size

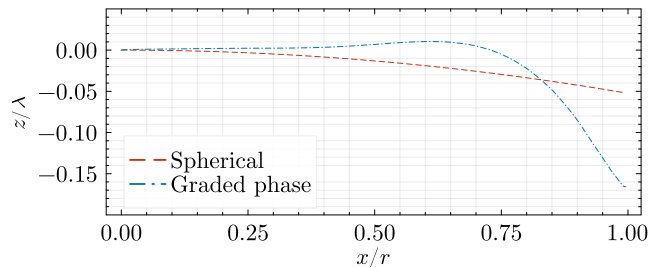


FIG. 6: Profile of a graded-phase mirror ($N = 3$, dash-dotted line) compared to a traditional spherical mirror (dashed line). Both are calculated using $w_0 = 0.73r$.

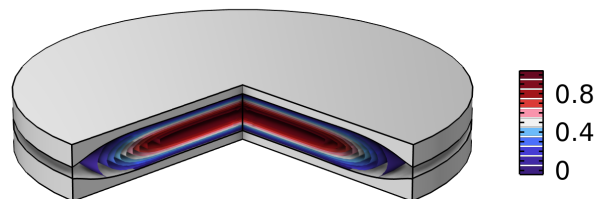


FIG. 7: Same as Fig. 3 but with the FEM simulation including graded-phase mirrors.

of the cryogenic benchmark. Compared to the spherical mirror profile, also shown, the graded-phase mirror remains mostly flat in the center and confines the resonating mode towards the edges. The FPR with graded-phase mirrors (without aperture) is then simulated once more. Figure 7 shows the geometry and resulting eigenmode. A transverse slice at $z = 0$ of the electric field can be seen in Figure 8. The simulated resonating mode closely follows the desired profile validating the design procedure. Compared to a Gaussian profile of identical w_0 , also shown, the super-Gaussian mode remains constant for most of the resonator volume but then decreases much faster towards the mirror edges, minimizing diffractive losses. The resulting FoM = 0.57, which is more than double the maximum FoM of the corresponding spherical mirror design. This is largely due to an increased form factor, $C = 0.57$, while the Q -factor remains similar, $Q_0 = 57500$. We denote this configuration as the *cryo, graded* configuration in Tab. I. Following Eq. (7), this would lead to a factor ~ 4.4 speed-up in scan rate. The theoretically maximum form factor for a truly uniform mode in transverse direction and a $\cos(2\pi z/\lambda)$ dependence in axial direction is $8/\pi^2 \approx 0.8$. Consequently, using even higher-order super-Gaussians with $N > 3$ does not appear worthwhile as this would require an increasingly complex mirror profile for relatively small further improvements in form factor.

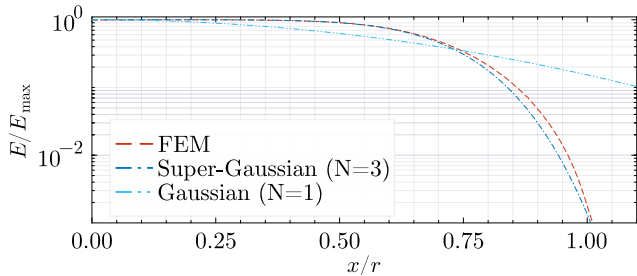


FIG. 8: Transverse slice of the normalized electric field at $z = 0$ from a FEM simulation of a graded-phase mirror FPR (dashed line). It closely follows the desired super-Gaussian profile (dash-dotted line). A Gaussian mode (dash-dot-dotted line) of identical w_0 is shown for comparison.

IV. DISCUSSION AND CONCLUSIONS

In this work, we have assessed the sensitivity of a Fabry-Pérot resonator, coined FAxE, to the detection of dark matter axions at frequencies above 30 GHz. Even with comparably simple and cost-effective configurations, the sensitivity of FAxE surpasses current constraints on the photon-ALP coupling at masses $m_a \gtrsim 0.1$ meV, cf. Fig. 2. For our baseline cryogenic benchmark configuration (see Tab. I) employing spherical mirrors, one should be able to probe values of $g_{a\gamma}$ predicted by specific axion dark matter scenarios [14, 37]. If graded-phase mirrors are used instead, the mode profile becomes super-Gaussian, which leads to an improvement of the form factor by roughly a factor of 2.

To reach a sensitivity to probe QCD axion benchmark models requires an upscaled version of FAxE, which we refer to as FAxE *strong*. In particular, we can improve the sensitivity with (i) a higher magnetic field, (ii) larger mirrors, and (iii) a higher quality factor of the resonator. Points (i) and (ii) could be addressed with a dedicated experimental platform, such as the planned Dark Wave lab at Fermi Lab [49]. It features a repurposed MRI magnet with a field strength of 9.4 T with a 800 mm bore and a cryostat to reach temperatures of 4 K and potentially 100 mK. Regarding (iii), the graded-phase mirrors could be coated with superconducting (SC) material. With such mirrors, an FPR with a finesse of $\mathcal{F} = 4.6 \times 10^9$ and quality factor of $Q_0 = 4.2 \times 10^{10}$ at a frequency of 51 GHz has been achieved [50]. The mirrors with a radius of $r = 25$ mm and separation of $\ell \approx 28$ mm were coated with a 12 μ m layer of niobium. For an application

in FAxE, a type II superconductor would be necessary that features a high value of the critical magnetic field, $B_c \gtrsim 10$ T for a B field parallel to the mirror surface and a critical temperature above ~ 4 K. Potential options are Nb₃Sn [51] or the high temperature superconductor REBCO as used in the RADES haloscope [52].

Clearly, manufacturing such large mirrors to high precision and coating them uniformly with a superconductor is a technical challenge that will require further investigation. It should also be noted that for such large mirrors with $r = 40$ cm, the critical coupling via an aperture leads to distortions of the fundamental mode. A detailed investigation is left for future studies but first numerical results indicate only minor deterioration. Additionally, mechanical alignment will need to be precisely controlled to avoid mode localization.

Motivated by the results obtained in Ref. [50, 52], we use a quality factor of $Q_L = 10^6$, so that $Q_L = Q_a$. Lastly, we assume a system noise temperature equal to twice the standard quantum limit [e.g., 53], $T_{\text{sys}} = 2\hbar f/k_B \sim 6.7$ K at $f = 70$ GHz (the highest scan frequency we consider here), which would require near quantum-noise-limited amplifiers. We summarize all the above parameters for FAxE strong in Tab. I and show the final sensitivity in Fig. 2. With a world-record volume of $2500\lambda^3$ to $14000\lambda^3$ (depending on frequency), FAxE *strong* could probe the KVSZ and DFSZ QCD axion benchmarks with a total observations time of ~ 4.3 years corresponding to a scan rate of $\sim 9.3 \text{ GHz yr}^{-1}$. For comparison, the 1B run of ADMX had a scan rate of 157 MHz yr^{-1} to reach the sensitivity required to probe the DSFZ axion [54]. This highlights once more that FAxE could scan the frequency range relatively fast due to its unique combination of large effective volume and high quality resonance.

ACKNOWLEDGMENTS

The authors would like to thank Elmeri Rivasto for helpful discussions on high temperature superconductors. MM acknowledges support from the European Research Council (ERC) under the European Union's Horizon2020 research and innovation program Grant Agreement No. 948689 (AxionDM). JE and MM also acknowledge support from the Deutsche Forschungsgemeinschaft (DFG, German Research Foundation) under Germany's Excellence Strategy – EXC 2121 “Quantum Universe” – 390833306. This article is based upon work from COST Action COSMIC WISPerS CA21106, supported by the European Cooperation in Science and Technology.

-
- [1] G. Bertone, D. Hooper, and J. Silk, Particle dark matter: evidence, candidates and constraints, *Phys. Rep.* **405**, 279 (2005), [arXiv:hep-ph/0404175 \[hep-ph\]](#).
 - [2] J. L. Feng, Dark Matter Candidates from Particle Physics

- and Methods of Detection, *ARA&A* **48**, 495 (2010), [arXiv:1003.0904 \[astro-ph.CO\]](#).
- [3] M. Dine and W. Fischler, The not-so-harmless axion, *Physics Letters B* **120**, 137 (1983).

- [4] J. Preskill, M. B. Wise, and F. Wilczek, Cosmology of the invisible axion, *Physics Letters B* **120**, 127 (1983).
- [5] L. F. Abbott and P. Sikivie, A cosmological bound on the invisible axion, *Physics Letters B* **120**, 133 (1983).
- [6] P. Arias, D. Cadamuro, M. Goodsell, J. Jaeckel, J. Redondo, and A. Ringwald, WISPy cold dark matter, *J. Cosmology Astropart. Phys.* **6**, 013 (2012), [arXiv:1201.5902 \[hep-ph\]](#).
- [7] R. D. Peccei and H. R. Quinn, CP conservation in the presence of pseudoparticles, *Phys. Rev. Lett.* **38**, 1440 (1977).
- [8] S. Weinberg, A new light boson?, *Phys. Rev. Lett.* **40**, 223 (1978).
- [9] F. Wilczek, Problem of strong P and T invariance in the presence of instantons, *Phys. Rev. Lett.* **40**, 279 (1978).
- [10] M. Dine, W. Fischler, and M. Srednicki, A simple solution to the strong CP problem with a harmless axion, *Physics Letters B* **104**, 199 (1981).
- [11] A. R. Zhitnitsky, On Possible Suppression of the Axion Hadron Interactions, *Sov. J. Nucl. Phys.* **31**, 12 (1980).
- [12] J. E. Kim, Weak-interaction singlet and strong CP invariance, *Phys. Rev. Lett.* **43**, 103 (1979).
- [13] M. A. Shifman, A. I. Vainshtein, and V. I. Zakharov, Can confinement ensure natural CP invariance of strong interactions?, *Nuclear Physics B* **166**, 493 (1980).
- [14] R. T. Co, L. J. Hall, and K. Harigaya, Predictions for axion couplings from ALPogenesis, *Journal of High Energy Physics* **2021**, 172 (2021), [arXiv:2006.04809 \[hep-ph\]](#).
- [15] A. V. Sokolov and A. Ringwald, Photophilic hadronic axion from heavy magnetic monopoles, *Journal of High Energy Physics* **2021**, 123 (2021), [arXiv:2104.02574 \[hep-ph\]](#).
- [16] N. Craig, A. Hook, and S. Kasko, The photophobic ALP, *Journal of High Energy Physics* **2018**, 28 (2018), [arXiv:1805.06538 \[hep-ph\]](#).
- [17] R. Daido, F. Takahashi, and W. Yin, The ALP miracle: unified inflaton and dark matter, *J. Cosmology Astropart. Phys.* **2017**, 044 (2017), [arXiv:1702.03284 \[hep-ph\]](#).
- [18] A. Arvanitaki, S. Dimopoulos, S. Dubovsky, *et al.*, String axiverse, *Phys. Rev. D* **81**, 123530 (2010), [arXiv:0905.4720 \[hep-th\]](#).
- [19] P. Sikivie, Experimental tests of the 'invisible' axion, *Phys. Rev. Lett.* **51**, 1415 (1983).
- [20] N. Du, N. Force, R. Khatriwada, E. Lentz, R. Ottens, L. J. Rosenberg, G. Rybka, G. Carosi, N. Woollett, D. Bowring, A. S. Chou, A. Sonnenschein, W. Wester, C. Boutan, N. S. Oblath, R. Bradley, E. J. Daw, A. V. Dixit, J. Clarke, S. R. O'Kelley, N. Crisosto, J. R. Gleason, S. Jois, P. Sikivie, I. Stern, N. S. Sullivan, D. B. Tanner, G. C. Hilton, and ADMX Collaboration, Search for Invisible Axion Dark Matter with the Axion Dark Matter Experiment, *Phys. Rev. Lett.* **120**, 151301 (2018), [arXiv:1804.05750 \[hep-ex\]](#).
- [21] D. Kim, J. Jeong, S. Youn, Y. Kim, and Y. K. Semertzidis, Revisiting the detection rate for axion haloscopes, *J. Cosmology Astropart. Phys.* **2020**, 066 (2020), [arXiv:2001.05605 \[hep-ex\]](#).
- [22] B. T. McAllister, G. Flower, E. N. Ivanov, M. Goryachev, J. Bourhill, and M. E. Tobar, The ORGAN experiment: An axion haloscope above 15 GHz, *Physics of the Dark Universe* **18**, 67 (2017), [arXiv:1706.00209 \[physics.ins-det\]](#).
- [23] B. Aja, S. Arguedas Cuendis, I. Arregui, E. Artal, R. Belén Barreiro, F. J. Casas, M. C. de Ory, A. Díaz-Morcillo, L. de la Fuente, J. D. Gallego, J. M. García-Barceló, B. Gimeno, A. Gomez, D. Granados, B. J. Kavanagh, M. A. G. Laso, T. Lopetegi, A. J. Lozano-Guerrero, M. T. Magaz, J. Martín-Pintado, E. Martínez-González, J. Miralda-Escudé, J. Monzó-Cabrera, F. Najarro de la Parra, J. R. Navarro-Madrid, A. B. Nuñez Chico, J. P. Pascual, J. Pelegrin, C. Peña Garay, D. Rodríguez, J. M. Socuéllamos, F. Teberio, J. Teniente, P. Vielva, I. Vila, R. Vilar, and E. Villa, The Canfranc Axion Detection Experiment (CADEX): search for axions at 90 GHz with Kinetic Inductance Detectors, *J. Cosmology Astropart. Phys.* **2022**, 044 (2022), [arXiv:2206.02980 \[hep-ex\]](#).
- [24] P. Brun, A. Caldwell, L. Chevalier, G. Dvali, P. Freire, E. Garutti, S. Heyminck, J. Jochum, S. Knirck, M. Kramer, C. Krieger, T. Lasserre, C. Lee, X. Li, A. Lindner, B. Majorovits, S. Martens, M. Matyssek, A. Millar, G. Raffelt, J. Redondo, O. Reimann, A. Ringwald, K. Saikawa, J. Schaffran, A. Schmidt, J. Schütte-Engel, F. Steffen, C. Strandhagen, and G. Wieching, A new experimental approach to probe QCD axion dark matter in the mass range above $\{40\} \{\mu\}$ {eV}, *European Physical Journal C* **79**, 186 (2019), [arXiv:1901.07401 \[physics.ins-det\]](#).
- [25] R. Cervantes, G. Carosi, S. Kimes, C. Hanretty, B. H. LaRoque, G. Leum, P. Mohapatra, N. S. Oblath, R. Ottens, Y. Park, G. Rybka, J. Sinnis, and J. Yang, ADMX-Orpheus first search for 70 μ eV dark photon dark matter: Detailed design, operations, and analysis, *Phys. Rev. D* **106**, 102002 (2022), [arXiv:2204.09475 \[hep-ex\]](#).
- [26] D. Horns, J. Jaeckel, A. Lindner, A. Lobanov, J. Redondo, and A. Ringwald, Searching for WISPy cold dark matter with a dish antenna, *J. Cosmology Astropart. Phys.* **2013**, 016 (2013), [arXiv:1212.2970 \[hep-ph\]](#).
- [27] J. Liu, K. Dona, G. Hoshino, S. Knirck, N. Kurinsky, M. Malaker, D. W. Miller, A. Sonnenschein, M. H. Awida, P. S. Barry, K. K. Berggren, D. Bowring, G. Carosi, C. Chang, A. Chou, R. Khatriwada, S. Lewis, J. Li, S. W. Nam, O. Noroozian, T. X. Zhou, and Bread Collaboration, Broadband Solenoidal Haloscope for Terahertz Axion Detection, *Phys. Rev. Lett.* **128**, 131801 (2022), [arXiv:2111.12103 \[physics.ins-det\]](#).
- [28] N. Ismail, C. C. Kores, D. Geskus, and M. Pollnau, Fabry-Pérot resonator: spectral line shapes, generic and related Airy distributions, linewidths, finesses, and performance at low or frequency-dependent reflectivity, *Optics Express* **24**, 16366 (2016).
- [29] A. Quiskamp, B. T. McAllister, P. Altin, E. N. Ivanov, M. Goryachev, and M. E. Tobar, Exclusion of Axionlike-Particle Cogenesis Dark Matter in a Mass Window above 100 μ eV, *Phys. Rev. Lett.* **132**, 031601 (2024), [arXiv:2310.00904 \[hep-ex\]](#).
- [30] A. Quiskamp, B. T. McAllister, P. Altin, E. N. Ivanov, M. Goryachev, and M. E. Tobar, Direct search for dark matter axions excluding ALPogenesis in the 63- to 67- μ eV range with the ORGAN experiment, *Science Advances* **8**, eabq3765 (2022), [arXiv:2203.12152 \[hep-ex\]](#).
- [31] J. Egge, Axion haloscope signal power from reciprocity, *JCAP* **04**, 064, [arXiv:2211.11503 \[hep-ph\]](#).
- [32] J. Egge *et al.*, Experimental determination of axion signal power of dish antennas and dielectric haloscopes using the reciprocity approach, *JCAP* **04**, 005,

- arXiv:2311.13359 [hep-ex].
- [33] J. Egge *et al.* (MADMAX), First Search for Dark Photon Dark Matter with a madmax Prototype, *Phys. Rev. Lett.* **134**, 151004 (2025), arXiv:2408.02368 [hep-ex].
 - [34] I. G. Irastorza and J. Redondo, New experimental approaches in the search for axion-like particles, *ArXiv* **1801.08127** (2018), arXiv:1801.08127 [hep-ph].
 - [35] R. Cervantes, J. Aumentado, C. Braggio, B. Giaccone, D. Frolov, A. Grassellino, R. Harnik, F. Lecocq, O. Melnychuk, R. Pilipenko, S. Posen, and A. Romanenko, Deepest sensitivity to wavelike dark photon dark matter with superconducting radio frequency cavities, *Phys. Rev. D* **110**, 043022 (2024), arXiv:2208.03183 [hep-ex].
 - [36] P. F. de Salas and A. Widmark, Dark matter local density determination: recent observations and future prospects, *Reports on Progress in Physics* **84**, 104901 (2021), arXiv:2012.11477 [astro-ph.GA].
 - [37] L. Di Luzio, B. Gavela, P. Quilez, and A. Ringwald, Dark matter from an even lighter QCD axion: trapped misalignment, *J. Cosmology Astropart. Phys.* **10**, 001 (2021), arXiv:2102.01082 [hep-ph].
 - [38] B. Ary dos Santos Garcia, D. Bergermann, A. Caldwell, V. Dabhi, C. Diaconu, J. Diehl, G. Dvali, J. Egge, E. Garutti, S. Heyminck, F. Hubaut, A. Ivanov, J. Jochum, S. Knirck, M. Kramer, D. Kreikemeyer-Lorenzo, C. Krieger, C. Lee, D. Leppla-Weber, X. Li, A. Lindner, B. Majorovits, J. P. A. Maldonado, A. Martini, A. Miyazaki, E. Öz, P. Pralavorio, G. Raffelt, J. Redondo, A. Ringwald, J. Schaffran, A. Schmidt, F. Steffen, C. Strandhagen, I. Usherov, H. Wang, and G. Wieching, First search for axion dark matter with a Madmax prototype, *arXiv e-prints*, arXiv:2409.11777 (2024), arXiv:2409.11777 [hep-ex].
 - [39] A. P. Quiskamp, G. Flower, S. Samuels, B. T. McAllister, P. Altin, E. N. Ivanov, M. Goryachev, and M. E. Tobar, Near-quantum limited axion dark matter search with the ORGAN experiment around 26 μeV , *arXiv e-prints*, arXiv:2407.18586 (2024), arXiv:2407.18586 [hep-ex].
 - [40] A. Álvarez Melcón, S. Argüedas Cuendis, J. Baier, K. Barth, H. Bräuninger, S. Calatroni, G. Cantatore, F. Caspers, J. F. Castel, S. A. Cetin, C. Cogollos, T. Dafni, M. Davenport, A. Dermenev, K. Desch, A. Díaz-Morcillo, B. Döbrich, H. Fischer, W. Funk, J. D. Gallego, J. M. García Barceló, A. Gardikiotis, J. G. Garza, B. Gimeno, S. Gninenko, J. Golm, M. D. Hasinoff, D. H. H. Hoffmann, I. G. Irastorza, K. Jakovčić, J. Kaminski, M. Karuza, B. Lakić, J. M. Laurent, A. J. Lozano-Guerrero, G. Luzón, C. Malbrunot, M. Maroudas, J. Miralda-Escudé, H. Mirallas, L. Miceli, P. Navarro, A. Ozbey, K. Özbozduman, C. Peña Garay, M. J. Pivovarov, J. Redondo, J. Ruz, E. Ruiz Chóliz, S. Schmidt, M. Schumann, Y. K. Semertzidis, S. K. Solanki, L. Stewart, I. Tsagris, T. Vafeiadis, J. K. Vogel, E. Widmann, W. Wuensch, and K. Zioutas, First results of the CAST-RADES haloscope search for axions at 34.67 μeV , *Journal of High Energy Physics* **2021**, 75 (2021), arXiv:2104.13798 [hep-ex].
 - [41] S. Ahyoune, A. Álvarez Melcón, S. Argüedas Cuendis, S. Calatroni, C. Cogollos, A. Díaz-Morcillo, B. Döbrich, J. D. Gallego, J. M. García-Barceló, B. Gimeno, J. Golm, X. Granados, J. Gutierrez, L. Herwig, I. G. Irastorza, N. Lamas, A. Lozano-Guerrero, W. L. Millar, C. Malbrunot, J. Miralda-Escudé, P. Navarro, J. R. Navarro-Madrid, T. Puig, M. Siodlaczek, G. T. Telles, and W. Wuensch, RADES axion search results with a High-Temperature Superconducting cavity in an 11.7 T magnet, *arXiv e-prints*, arXiv:2403.07790 (2024), arXiv:2403.07790 [hep-ex].
 - [42] A. Rettaroli, D. Alesini, D. Babusci, C. Braggio, G. Carugno, D. D'Agostino, A. D'Elia, D. Di Gioacchino, R. Di Vora, P. Falferi, U. Gambardella, A. Gardikiotis, C. Gatti, C. Ligi, A. Lombardi, G. Maccarrone, A. Ortolan, G. Ruoso, S. Tocci, G. Vidali, and QUAX Collaboration, Search for axion dark matter with the QUAX-LNF tunable haloscope, *Phys. Rev. D* **110**, 022008 (2024), arXiv:2402.19063 [physics.ins-det].
 - [43] K. Altenmüller *et al.* (CAST), New Upper Limit on the Axion-Photon Coupling with an Extended CAST Run with a Xe-Based Micromegas Detector, *Phys. Rev. Lett.* **133**, 221005 (2024), arXiv:2406.16840 [hep-ex].
 - [44] S. Knirck, J. Schütte-Engel, S. Beurthey, D. Breitmoser, A. Caldwell, C. Diaconu, J. Diehl, J. Egge, M. Esposito, A. Gardikiotis, E. Garutti, S. Heyminck, F. Hubaut, J. Jochum, P. Karst, M. Kramer, C. Krieger, D. Labat, C. Lee, X. Li, A. Lindner, B. Majorovits, S. Martens, M. Matysek, E. Öz, L. Planat, P. Pralavorio, G. Raffelt, A. Ranadive, J. Redondo, O. Reimann, A. Ringwald, N. Roch, J. Schaffran, A. Schmidt, L. Shtembari, F. Steffen, C. Strandhagen, D. Strom, I. Usherov, G. Wieching, and MADMAX Collaboration, Simulating MADMAX in 3D: requirements for dielectric axion haloscopes, *J. Cosmology Astropart. Phys.* **2021**, 034 (2021), arXiv:2104.06553 [hep-ex].
 - [45] F. Pawlek and D. Rogalla, The electrical resistivity of silver, copper, aluminium, and zinc as a function of purity in the range 4–298° K, *Cryogenics* **6**, 14 (1966).
 - [46] P. A. Bélanger, R. L. Lachance, and C. Paré, Super-gaussian output from a co2 laser by using a graded-phase mirror resonator, *Optics Letters* **17**, 739 (1992).
 - [47] M. Gerber and T. Graf, Super-gaussian modes in nd:yag laser resonators with graded-phase mirrors, in *2003 Conference on Lasers and Electro-Optics Europe (CLEO/Europe 2003) (IEEE Cat. No.03TH8666)*, CLEOE-03 (IEEE) p. 100.
 - [48] P. A. Bélanger and C. Paré, Optical resonators using graded-phase mirrors, *Opt. Lett.* **16**, 1057 (1991).
 - [49] S. Knirck and ADMX Collaboration Team, ADMX Extended Frequency Range (EFR): Searching for 2-4GHz axions with 18 cavities, in *APS April Meeting Abstracts*, APS Meeting Abstracts, Vol. 2023 (2023) p. CCC01.002.
 - [50] S. Kuhr, S. Gleyzes, C. Guerlin, J. Bernu, U. B. Hoff, S. Deléglise, S. Osnaghi, M. Brune, J.-M. Raimond, S. Haroche, E. Jacques, P. Bosland, and B. Visentin, Ultrahigh finesse fabry-pérot superconducting resonator, *Applied Physics Letters* **90**, 10.1063/1.2724816 (2007).
 - [51] X. Xu, A review and prospects for Nb₃Sn superconductor development, *Superconductor Science Technology* **30**, 093001 (2017), arXiv:1706.10253 [cond-mat.supr-con].
 - [52] J. Golm, S. Argüedas Cuendis, S. Calatroni, C. Cogollos, B. Dobrich, J. D. Gallego, J. M. Garcia Barcelo, X. Granados, J. Gutierrez, I. G. Irastorza, T. Koettig, N. Lamas, J. Liberadzka-Porret, C. Malbrunot, W. L. Millar, P. Navarro, C. P. A. Carlos, T. Puig, G. J. Rosaz, M. Siodlaczek, G. Telles, and W. Wuensch, Thin Film (High Temperature) Superconducting Radiofrequency Cavities for the Search of Axion Dark Mat-

- ter, [IEEE Transactions on Applied Superconductivity](#) **32**, 3147741 (2022), [arXiv:2110.01296 \[hep-ex\]](#).
- [53] B. M. Brubaker, First results from the HAYSTAC axion search, [arXiv e-prints](#) , [arXiv:1801.00835 \(2018\)](#), [arXiv:1801.00835 \[astro-ph.CO\]](#).
- [54] ADMX Collaboration, C. Bartram, T. Braine, R. Cervantes, N. Crisosto, N. Du, G. Leum, L. J. Rosenberg, G. Rybka, J. Yang, D. Bowring, A. S. Chou, R. Khatiwada, A. Sonnenschein, W. Wester, G. Carosi, N. Woollett, L. D. Duffy, M. Goryachev, B. McAllister, M. E. Tobar, C. Boutan, M. Jones, B. H. Laroque, N. S. Oblath, M. S. Taubman, J. Clarke, A. Dove, A. Edkins, S. R. O’Kelley, S. Nawaz, I. Siddiqi, N. Stevenson, A. Agrawal, A. V. Dixit, J. R. Gleason, S. Jois, P. Sikivie, J. A. Solomon, N. S. Sullivan, D. B. Tanner, E. Lentz, E. J. Daw, M. G. Perry, J. H. Buckley, P. M. Harrington, E. A. Henriksen, and K. W. Murch, Axion Dark Matter eXperiment: Run 1B Analysis Details, [arXiv e-prints](#) , [arXiv:2010.06183 \(2020\)](#), [arXiv:2010.06183 \[astro-ph.CO\]](#).