

Cosmological Dynamics of Accelerating Model in $f(T)$ Gravity with Special Form of Deceleration Parameter

Shivank Pal^{*}, Romanshu Garg[†], Gyan Prakash Singh[‡], Gauree Shanker[§]

Abstract

In this paper, the dynamical behavior of the accelerated expansion of the universe is discussed within the framework of $f(T)$ gravity for a particular form of $f(T) = \alpha(-T)^n$. Considering a redshift-dependent parameterization of the deceleration parameter as $q(z) = q_0 + q_1 \left(\frac{\ln(N+z)}{z+1} - \ln N \right)$. We have derived the Hubble parameter in terms of redshift and discussed its effect on other cosmological parameters. Using Bayesian statistical analysis and χ^2 -minimization, the median values of the model parameters for both the cosmic chronometer and the combined (CC + Pantheon) dataset have been determined. Further, energy density, pressure, the equation of state for Dark Energy and statefinder diagnostics are analyzed. The current age of the universe is also computed for this model.

1 Introduction

It is well established on the basis of a variety of cosmological observations[1–3] that the rate of expansion of the universe has been increasing in current epochs. A prominent candidate for late-time acceleration is dark energy (DE) whose exact form continues to be mysterious. Cosmological observations estimate that dark energy and dark matter together make up approximately 95 – 96% of the universe [4]. It is widely accepted that one of the most promising candidates for dark energy is the dynamical cosmological term Λ . However, the Λ -term model faces two important problems, namely the fine-tuning problem and the coincidence problem [5–8]. The observational evidences have motivated cosmologists to develop theoretical models describing the universe indicating its accelerated expansion. Researchers have proposed various approaches, including modifications to Einstein’s field equations by considering different forms of matter distribution and proposing alternative gravity theories, to explain this cosmic acceleration. To address current cosmological challenges and to find a more suitable model of the universe, several approaches have been proposed, among which modified gravity theories remain the most widely studied. In this sequence, several modified theories have been widely explored [9–31].

^{*}Email: shivankpal1997@gmail.com

[†]Email: romanshugarg18@gmail.com

[‡]Email: gpsingh@mth.vnit.ac.in

[§]Email: gauree.shanker@cup.edu.in

A fascinating modification of gravity that has captivated cosmologists is the so-called $f(T)$ teleparallel gravity [32, 33]. $f(T)$ gravity analogously extends idea of $f(R)$ gravity, where the gravitational field equations are derived from a Lagrangian that is a function (f) of the Ricci scalar R of the underlying geometry. However, instead of employing the torsion-free Levi-Civita connection of General Relativity, it relies on the curvature-free Weitzenböck connection. The $f(T)$ gravity theory has attracted considerable attention, leading to numerous studies exploring diverse cosmological phenomena. For instance, investigations have focused on obtaining solutions that describe the universe's evolution [34] and understanding its thermodynamic behavior [35]. Furthermore, efforts have been made to map the universe's expansion history through cosmography [36], examine fundamental constraints on the energy content through energy conditions [37], and explore alternative early universe scenarios like matter bounce cosmologies [38]. Various Observational data have also been used to constrain the parameters of $f(T)$ models [39]. Zhadyranova et al. [40] conducted an in-depth study of late-time cosmic acceleration by analyzing a linear $f(T)$ cosmological model with observational data. In addition, a comprehensive review of the $f(T)$ gravity framework is available in reference [41]. Numerous further investigations have been completed in relation to the $f(T)$ gravity theory [42–47].

In the present paper, we study the parameterized dark energy with special form of the deceleration parameter in $f(T)$ gravity. Specifically, our study is based on the power law form of $f(T)$ expressed as $f(T) = \alpha(-T)^n$, where α and n are arbitrary constants. Model parameters are constrained by utilizing observational datasets, including cosmic chronometer and joint (CC + Pantheon) datasets. This research work particularly emphasizes a critical assessment of the late-time accelerated expansion in the $f(T)$ gravity model by analyzing various cosmological parameters.

The structure of this paper is as follows. The section (2), present outline of the essential mathematical formulation of $f(T)$ gravity and field equations corresponding to the FLRW metric, laying the foundation for exploring cosmological solutions. In section (3), a specific parameterization form of the deceleration parameter is considered to derive an analytical expression for the Hubble parameter. Section (4) is dedicated to constraining the model parameters (H_0, q_0, q_1, N) through a Bayesian statistical analysis, utilizing observational data from cosmic chronometers and joint (CC+Pantheon dataset). The behaviour of physical quantities (like pressure, energy density) and statefinder diagnostic for this model are discussed in section (5). Additionally, the age of the universe for this model is also estimated. Finally, in section (6), a comprehensive conclusion is provided.

2 Mathematical Framework for $f(T)$ Gravity

Here, we discuss the basic mathematical formalism of $f(T)$ gravity. Based on the torsion scalar, $f(T)$ gravity represents a modified theory whose geometric action determined by an algebraic function associated with the torsion. The line element is given as

$$ds^2 = g_{\mu\nu} dx^\mu dx^\nu = \eta_{lm} \theta^l \theta^m, \quad (1)$$

with the components

$$dx^\mu = e_l^\mu \theta^l, \quad \theta^l = e_\mu^l dx^\mu,$$

here, $\eta_{lm} = \text{diag}(1, -1, -1, -1)$ is the metric associated with flat spacetime, and $\{e^l_\mu\}$ are the components of the tetrad. These tetrads satisfy the conditions

$$e_l^\mu e_\nu^l = \delta_\nu^\mu, \quad e_\mu^l e_m^\mu = \delta_m^l.$$

The fundamental connection used in $f(T)$ gravity is the Weitzenböck connection [48], defined as

$$\Gamma_{\mu\nu}^\alpha = e_l^\alpha \partial_\mu e_\nu^l = -e_\mu^l \partial_\nu e_l^\alpha. \quad (2)$$

With this connection, the components of corresponding torsion tensor are expressed as

$$T_{\mu\nu}^\alpha = \Gamma_{\nu\mu}^\alpha - \Gamma_{\mu\nu}^\alpha = e_l^\alpha (\partial_\mu e_\nu^l - \partial_\nu e_\mu^l). \quad (3)$$

Based on the torsion tensor, the contorsion tensor is given as

$$K_{\alpha}^{\mu\nu} = -\frac{1}{2} (T_{\alpha}^{\mu\nu} - T_{\alpha}^{\nu\mu} - T_{\alpha}^{\mu\lambda} T_{\lambda}^{\nu\mu}), \quad (4)$$

which when combined with the torsion tensor yields the tensor

$$S_{\alpha}^{\mu\nu} = \frac{1}{2} (K_{\alpha}^{\mu\nu} + \delta_{\alpha}^{\mu} T_{\lambda}^{\lambda\nu} - \delta_{\alpha}^{\nu} T_{\lambda}^{\lambda\mu}). \quad (5)$$

The torsion scalar, denoted as T , is a quantity constructed from the torsion tensor and $S_{\alpha}^{\mu\nu}$, is given as [33, 49]

$$T = S_{\alpha}^{\mu\nu} T_{\mu\nu}^{\alpha} = \frac{1}{2} T^{\alpha\mu\nu} T_{\alpha\mu\nu} + \frac{1}{2} T^{\alpha\mu\nu} T_{\nu\mu\alpha} - T_{\alpha\mu}^{\alpha} T_{\nu}^{\nu\mu}. \quad (6)$$

Further, the action for this gravity is expressed as [32, 50]

$$S = \frac{1}{2\kappa^2} \int d^4x e [T + f(T)] + \int d^4x e L_m, \quad (7)$$

where e represents the determinant of the tetrad, expressed as $e = \det(e^l_\mu) = \sqrt{-g}$. By varying the action (7) with respect to the tetrads, the field equations of $f(T)$ gravity are obtained as

$$S_{\mu}^{\nu\rho} \partial_\rho T f_{TT} + [e^{-1} e_\mu^l \partial_\rho (e e_l^\mu S_{\alpha}^{\nu\lambda}) + T_{\lambda\mu}^{\alpha} S_{\alpha}^{\nu\lambda}] f_T + \frac{1}{4} \delta_\mu^\nu f = \frac{\kappa^2}{2} T_{\mu}^{\nu}, \quad (8)$$

where $f_T = \frac{\partial f}{\partial T}$, $f_{TT} = \frac{\partial^2 f}{\partial T^2}$, and T_{μ}^{ν} represents the energy-momentum tensor, given by

$$T_{\mu}^{\nu} = (\rho + p) u_\mu u^\nu - p \delta_\mu^\nu, \quad (9)$$

where p and ρ represent pressure and energy density respectively, of the ordinary matter constituents of the universe. The four-velocity field associated with this ordinary matter, u^μ , satisfies the condition $u^\mu u_\mu = 1$.

In this study, we consider the flat FLRW metric, which is commonly adopted to facilitates the application of the aforementioned theory in a cosmological context. This choice leads to the derivation of the modified Friedmann equations. The flat FLRW space-time metric is mathematically expressed as follows

$$ds^2 = -dt^2 + a^2(t)(dx^2 + dy^2 + dz^2), \quad (10)$$

where $a(t)$ is the scalar factor. Consequently, the torsion scalar can be evaluated for the line element (10) as $T = -6H^2$.

The Friedmann equations corresponding to the metric (10) are [33]

$$6H^2 + 12H^2 f_T + f = 2\kappa^2 \rho, \quad (11)$$

$$2(2\dot{H} + 3H^2) + f + 4(\dot{H} + 3H^2)f_T - 48H^2\dot{H}f_{TT} = -2\kappa^2 p. \quad (12)$$

Here, the “dot” notation denotes differentiation with respect to cosmic time t , while H represents the Hubble parameter. Furthermore, ρ and p denote the energy density and pressure of the matter content, respectively. Assuming $\kappa^2 = 1$, we can express the equations (11) and (12) as

$$3H^2 = \rho + \rho_{DE}, \quad (13)$$

$$-2\dot{H} - 3H^2 = p + p_{DE}. \quad (14)$$

Here, the energy density and pressure attributed to DE are established as:

$$\rho_{DE} = -6H^2 f_T - \frac{1}{2}f, \quad (15)$$

$$p_{DE} = \frac{1}{2}f + 2(\dot{H} + 3H^2)f_T + 2H\dot{f}_T. \quad (16)$$

From equations (15) and (16), we obtain the expression of the EoS parameter of DE as,

$$\omega_{DE} = \frac{p_{DE}}{\rho_{DE}} = -1 - \frac{4(H\dot{f}_T + \dot{H}f_T)}{12H^2 f_T + f}. \quad (17)$$

3 Deceleration Parameter Parameterization

The deceleration parameter is a valuable tool for determining the nature of the universe's expanding rate. In this regard, previous studies have adopted diverse parametric forms of q , while some researchers have focused on non-parametric forms. These approaches have been widely examined in the literature to characterize the fundamental cosmological challenges including: the initial singularity problem, the problem of all time decelerating expansion, the horizon problem, and Hubble tension, among other key issues[51–53].

The deceleration parameter q plays a pivotal role in describing the expansion of the universe. It characterizes the nature of cosmic expansion: a negative value ($q < 0$) signifies accelerated expansion, while a positive value ($q > 0$) indicates deceleration. When the value of q below -1 , the universe undergoes super-accelerated expansion. Specific values of q correspond to distinct cosmological phases: $q = -1$ represents the de-Sitter phase, $q = \frac{1}{2}$ corresponds to the matter-dominated era, and $q = 1$ describes the radiation-dominated era. The present study considers a specific functional form for this parameter in terms of the redshift z as[54]

$$q(z) = q_0 + q_1 \left(\frac{\ln(N+z)}{z+1} - \ln N \right), \quad (18)$$

where q_0 , q_1 and N are some dimension-less parameters to be constrained by the observational data set. The time derivative of the Hubble parameter is given by $\dot{H} = -(1+q)H^2$.

This expression establishes a connection between the Hubble parameter and the deceleration parameter, which can be obtained through integration

$$H(z) = H_0 \exp \left[\int_0^z (1 + q(z)) d \ln(1 + z) \right]. \quad (19)$$

By employing the equations (18) and (19), we get the Hubble parameter in terms of redshift z as:

$$H(z) = H_0 (z + 1)^{1+q_0-q_1 \ln N + \frac{q_1}{N-1}} (z + N)^{-\left(\frac{q_1}{z+1} + \frac{q_1}{N-1}\right)} (N)^{\frac{N q_1}{N-1}}, \quad (20)$$

here, H_0 denotes the Hubble constant.

The analysis of the deceleration parameter for the CC and the joint data sets is presented in figure (1). Figure (1) demonstrates the transition of the universe's evolution from a decelerated expansion phase to an accelerated expansion phase. This transition occurs at $z = 0.62$ and $z = 0.63$ for the median values for the CC data and the joint data set respectively. The current values of the deceleration parameter are $q_0 = -0.648$ and $q_0 = -0.622$ for the CC data and the Joint data, respectively. The negative values indicate that the universe is currently undergoing an accelerated expansion at ($z = 0$). It has been demonstrated that the deceleration parameter supports the present phase of accelerated expansion. For both data estimates, the deceleration parameter, $q = \frac{1}{2}$, highlights a matter-dominated past in the model. The universe might experience super-exponential acceleration in the future due to the influence of phantom-like dark energy. Since the accelerated expansion of the universe crosses the de-Sitter line, we can term this form of dark energy as quintom dark energy as mentioned in the reference[55].

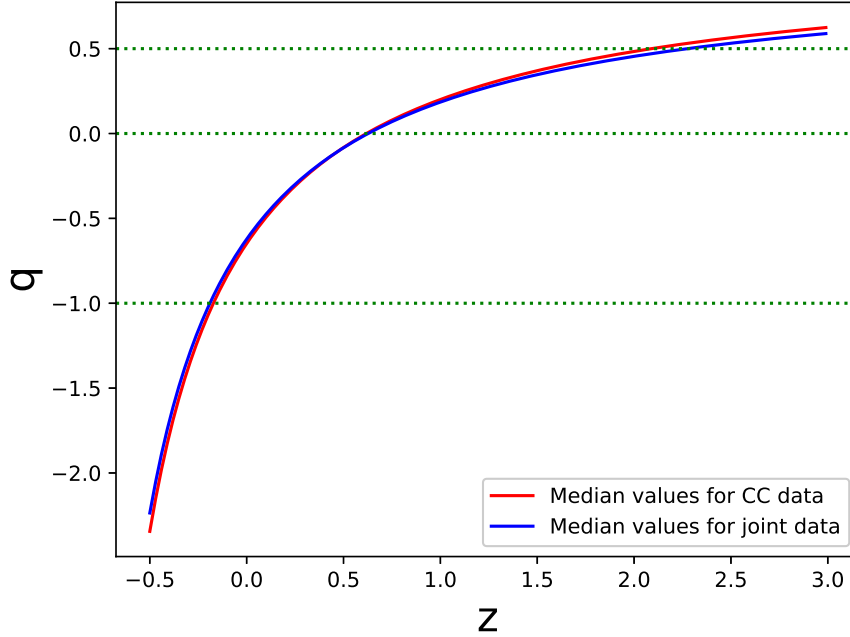


Figure 1: $q(z)$ with z

4 Observational Constraints

This section analyzes the compliance of the parameterized Hubble parameter with the cosmic chronometer(CC) and joint(CC+Pantheon) dataset. To conduct the statistical analysis, we employ χ^2 minimization and Bayesian techniques, utilizing the Markov Chain Monte Carlo (MCMC) method through the emcee Python library [56]. This approach helps constrain the model parameters's median values.

4.1 The Cosmic Chronometer Data

In order to constrain model parameters(H_0, q_0, q_1, N), we use cosmic chronometer dataset. Using a dataset of 31 cosmic chronometer data points [57, 58] derived from the differential ages (DA) of galaxies, spanning a red-shift range of $0.007 \leq z \leq 1.965$, we determine the median values of the model parameters. The foundational principle of cosmic chronometer observations, introduced by Jimenez and Loeb[59], established a relationship between the Hubble parameter(H), cosmic time(t) and red-shift(z) expressed as $H(z) = \frac{-1}{1+z} \frac{dz}{dt}$. The estimation of these model parameters is performed using the χ^2 function which is expressed as

$$\chi_{CC}^2(\theta) = \sum_{i=1}^{31} \frac{[H_{th}(\theta, z_i) - H_{obs}]^2}{\sigma_{H(z_i)}^2} \quad (21)$$

where $H_{th}(\theta, z_i)$ denotes the theoretical values of the Hubble parameter, while $H_{obs}(z_i)$ represents the observed values of the Hubble parameter. The term $\sigma_{H(z_i)}^2$ corresponds to the standard deviation from observations.

Figure (2) illustrates the error bars for the CC data points along with the best fit the Hubble parameter curve for eq. (20).

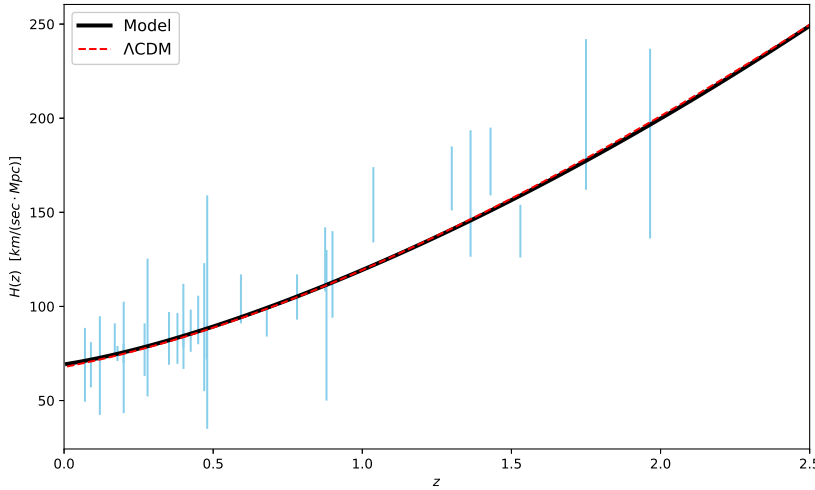


Figure 2: The best-fit $H(z)$ curve for the present model is compared with the Λ CDM model

4.2 The Pantheon Data

The Pantheon sample, comprising 1048 Type Ia supernova (SNIa) data points within the redshift range $0.01 < z < 2.26$, is utilized in this study. The SNIa dataset is assembled from multiple surveys, including CfA1–CfA4 [60, 61], the Pan-STARRS1 Medium Deep Survey [62], SDSS [63], SNLS [64], and the Carnegie Supernova Project (CSP) [65]. For the analysis based on Pantheon data, the apparent magnitude $\mu_{th}(z)$ is expressed as

$$\mu_{th}(z) = M + 5 \log_{10} \left[\frac{d_L(z)}{Mpc} \right] + 25, \quad (22)$$

with M being the absolute magnitude. $d_L(z)$ represents luminosity distance (which has the dimension of length) is defined in the following manner [66]

$$d_L(z) = c(1+z) \int_0^z \frac{dz'}{H(z')}, \quad (23)$$

here z signifies the red-shift of SNIa as ascertained in the cosmic microwave background (CMB) rest frame, and c is the speed of light. The luminosity distance d_L is frequently reformulated in its dimensionless Hubble-free luminosity form as $D_L(z) = H_0 d_L(z)/c$. Accordingly, equation (22) can be rewritten as follows

$$\mu_{th}(z) = M + 5 \log_{10} \left[\frac{c/H_0}{Mpc} \right] + 25 + 5 \log_{10}[D_L(z)]. \quad (24)$$

By combining M and H_0 , obtain a new parameter \mathcal{M} , which is given by

$$\mathcal{M} = 25 + 5 \log_{10} \left[\frac{c/H_0}{Mpc} \right] + M = M + 42.38 - 5 \log_{10}(h), \quad (25)$$

here, $H_0 = h \times 100 \text{ km/(s}\cdot\text{Mpc)}$. This parameter is incorporated into the relevant χ^2 expression for the Pantheon data during the MCMC analysis as [67–71]

$$\chi_P^2 = \nabla \mu_i C_{ij}^{-1} \nabla \mu_j, \quad (26)$$

here, $\nabla \mu_i = \mu_{obs}(z_i) - \mu_{th}(z_i)$, C_{ij}^{-1} denotes the inverse of the covariance matrix, and μ_{th} is given by the equation (24). Since the luminosity distance depends on the Hubble parameter, we employ the emcee package [72] along with the relevant equation to obtain the maximum likelihood estimate using the Joint (CC+Pantheon) dataset. The joint χ^2 for the maximum likelihood estimate is defined as $\chi_{CC}^2 + \chi_P^2$. The resulting median values of model parameters from the MCMC analysis are presented in table (1).

Dataset	$H_0 [Km/(s \cdot Mpc)]$	q_0	q_1	N	\mathcal{M}	z_t	t_0 (Gyr)	ω_0
CC	$69.21^{+0.78}_{-0.78}$	$-0.648^{+0.061}_{-0.061}$	$-0.557^{+0.069}_{-0.058}$	22^{+6}_{-7}	-	0.62	$13.07^{+1.03}_{-0.38}$	-0.6857
CC + Pantheon	$68.9^{+1.9}_{-1.9}$	$-0.622^{+0.078}_{-0.078}$	$-0.53^{+0.11}_{-0.11}$	22^{+3}_{-3}	$23.804^{+0.014}_{-0.014}$	0.63	$13.19^{+0.24}_{-0.04}$	-0.6722

Table 1: For both CC and joint datasets, the median values of the model parameters and the present values of q_0 , w_0 and t_0 .

5 Cosmic Dynamics and the Physical Behavior

5.1 Energy Density and Pressure

The energy density remains positive during all expansion history, while the pressure appears to have transitioned to negative value in the recent cosmological past. As the uni-

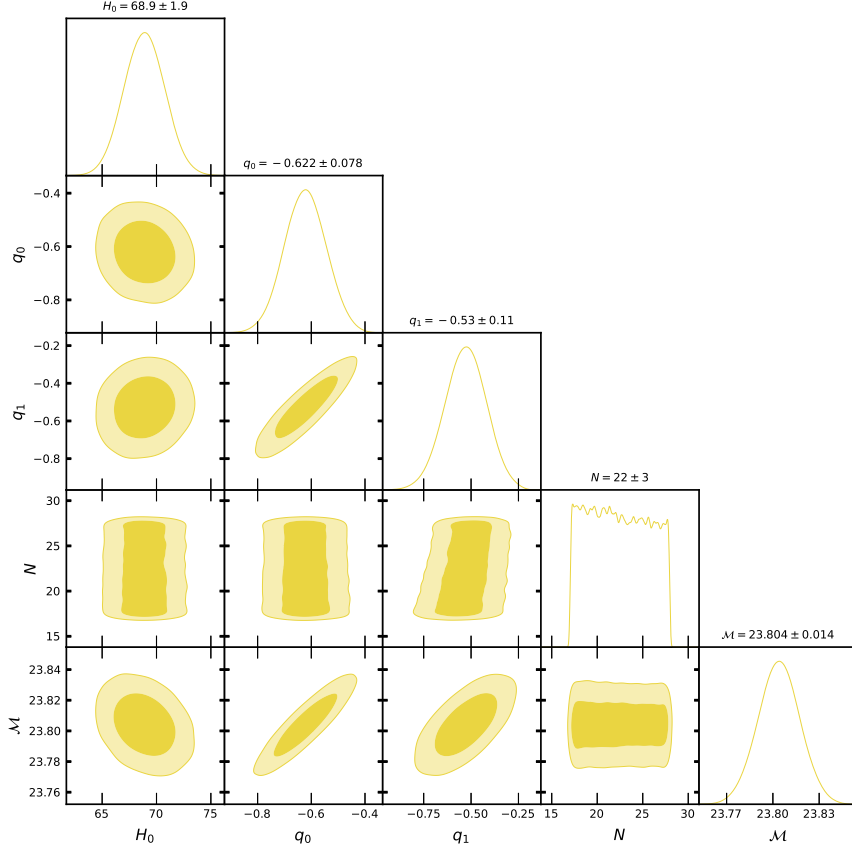


Figure 3: Marginalized 1D and 2D contour map with median values of H_0 , q_0 , q_1 and N using Joint data set.

verse evolves from decelerated to accelerated expansion the energy density maintains its positive nature, while due to the dark energy dominance the pressure becomes negative.

By utilizing the (15), (16), and (20), we can express the energy density for DE (ρ_{DE}) and pressure for DE (p_{DE}) as

$$\rho_{DE} = \alpha \left(n - \frac{1}{2} \right) 6^n \left[H_0 (z+1)^a (z+N)^{-b} N^{\left(\frac{Nq_1}{N-1} \right)} \right]^{2n},$$

$$p_{DE}(z) = \alpha (1-2n) 6^{n-1} \left[H_0 (z+1)^a (z+N)^{-b} N^{\left(\frac{Nq_1}{N-1} \right)} \right]^{2n} \left[3 - 2n(z+1) \left(\frac{a}{z+1} - \frac{b}{z+N} + \frac{q_1}{(z+1)^2} \ln(z+N) \right) \right],$$

where $a = 1 + q_0 - q_1 \ln N + \frac{q_1}{N-1}$ and $b = \frac{q_1}{z+1} + \frac{q_1}{N-1}$.

Figure (4) illustrates the evolution of the energy density(ρ_{DE}) and the pressure(p_{DE}) for DE with red shift. ρ_{DE} exhibits the expected positive behavior, indicating a contribution to

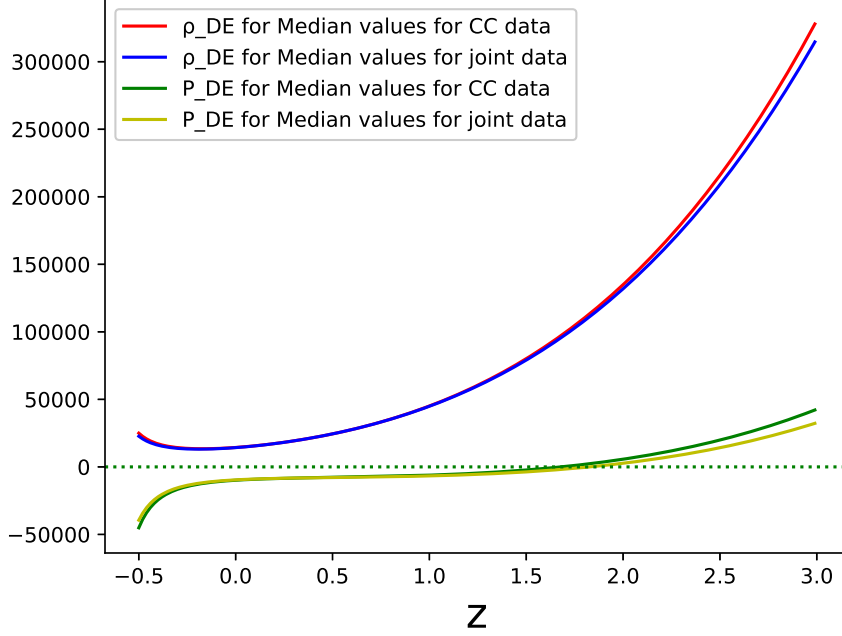


Figure 4: ρ_{DE} and p_{DE} with z

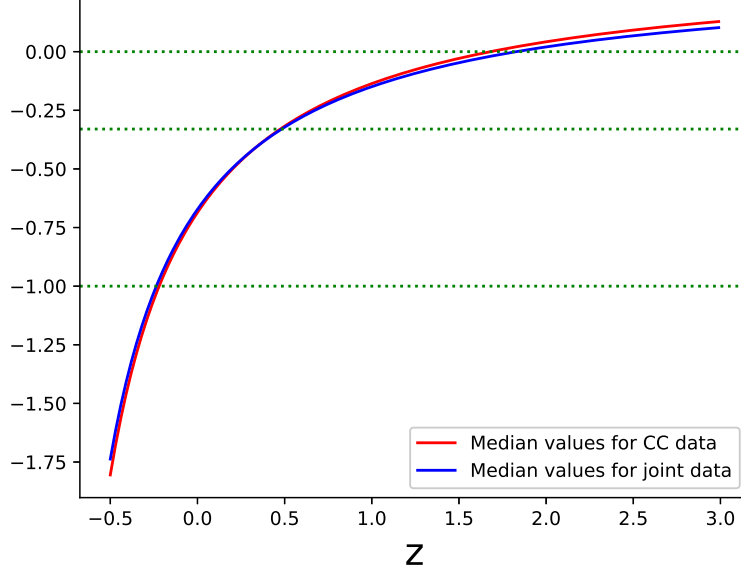
the expansion of the universe while (p_{DE}) displays a negative behavior in both the present and the future. In addition, the figure (4) illustrates that the energy density increases with redshift (decreases with cosmic time t), but stays positive for the entire expansion for this model. In other words, the energy densities decrease over time from earlier to later cosmic times. The pressure begins positive values at high redshift (z) in the early time but transitions to negative values in later epochs, including the current era. We take $\alpha = 1$ and $n = 1$ for these graphical illustrations.

5.2 Equation of State Parameter

The dependence of the energy density and pressure on each other is shown by the EoS parameter. Mathematically the EoS parameter is given as $\omega = \frac{p}{\rho}$. By characterizing the nature of cosmic acceleration, the EoS parameter allows us to classify the universe's evolution into three distinct regimes: quintessence $-1 < \omega < -\frac{1}{3}$, phantom $\omega < -1$ and cosmological constant era $\omega = -1$. These regimes correspond to various theoretical models of dark energy, offering valuable insights into the physics behind the universe's expansion. Its dependence on redshift z is expressed as:

$$\omega_{DE} = \frac{\alpha(1 - 2n)6^{n-1} \left[H_0(z+1)^a(z+N)^{-b} N^{\left(\frac{Nq_1}{N-1}\right)} \right]^{2n} \left[3 - 2n(z+1) \left(\frac{a}{z+1} - \frac{b}{z+N} + \frac{q_1}{(z+1)^2} \ln(z+N) \right) \right]}{\alpha \left(n - \frac{1}{2} \right) 6^n \left[H_0(z+1)^a(z+N)^{-b} N^{\left(\frac{Nq_1}{N-1}\right)} \right]^{2n}}$$

The graphical representation of ω_{DE} for the median values of model parameters is shown in figure (5). At $z = 0$, the value of EoS parameter are $\omega_{DE} = -0.6857$ and $\omega_{DE} =$

Figure 5: ω_{DE} with (z)

-0.6722 for CC data and Joint data respectively. The analysis of (ω_{DE}) shows that this model exhibits quintessence kind of dark energy for both data sets in the current epoch. Moreover, for the median values of the model parameters, the universe eventually crosses the cosmological constant boundary $\omega = -1$ and exhibit the phantom type dark energy in late time.

5.3 Statefinder Diagnostic

It is well understood that geometric parameters can provide insights into the cosmological dynamics of a model. To explore alternative dark energy models beyond Λ CDM, it is crucial to examine additional parameters beyond the Hubble parameter H and the deceleration parameter q . In this context, higher-order derivatives of the scale factor $a(t)$, beyond H and q , can serve as key elements in characterizing the dynamical nature of the universe.

The statefinder diagnostic, defined by geometric parameters (r, s) [73], offers a useful way to analyze and differentiate dark-energy models by examining their evolution. The statefinder parameters (r, s) are defined as:

$$r = \frac{\ddot{a}}{aH^3}, \quad s = \frac{r-1}{3(q-0.5)} \quad \text{where } q \neq 0.5$$

Various dark energy models discussed in the literature can be characterized by different values of the statefinder pair (r, s) . In the r - s phase space, the Chaplygin gas model corresponds to the region where $r > 1$ and $s < 0$. The Λ CDM model is represented by the fixed point $(r = 1, s = 0)$, while quintessence models represents the region where $r < 1$ and $s > 0$. Holographic dark energy model given by the fixed point $(r = 1, s = \frac{2}{3})$. Additionally, the standard cold dark matter model is located at $(r = 1, s = 1)$ in the r - s

plane.

The r - s trajectories for the median values of the model parameters illustrated in figure (6). The figure demonstrates the evolutionary trajectory of the statefinder pair (r, s) , which originates in the Chaplygin gas regime at early time, passes through the Λ CDM fixed point and evolves toward a unified description incorporating both dark matter and dark energy components.

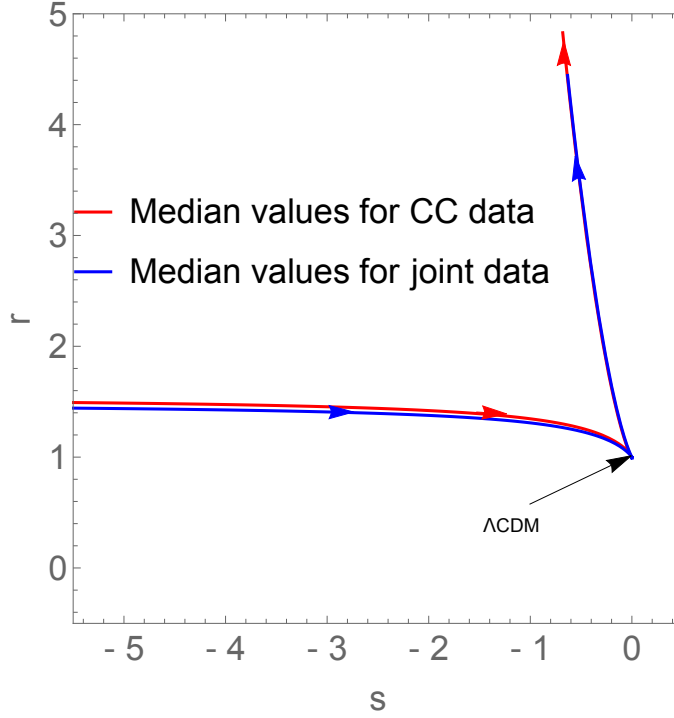


Figure 6: s and r plane

5.4 Age of the Universe

The cosmic age $t(z)$ of cosmological model can be expressed in terms of red-shift z as[74]

$$t(z) = \int_z^\infty \frac{dz}{(1+z)H(z)}$$

Using the Hubble parameter $H(z)$ from equation (20), we numerically evaluate this integral at the present epoch ($z = 0$) to determine the current age of the universe. For this model, the present age is $t_0(\text{at } z = 0) = 13.07^{+1.03}_{-0.38}$ Gyr using CC data and $t_0 = 13.19^{+0.24}_{-0.04}$ Gyr for the joint dataset.

6 Conclusion

The behavior of the universe for a spatially flat FLRW metric has examined in the context of $f(T)$ gravity theory. Specifically, we adopted the parameterization form of the

deceleration parameter which is given by $q(z) = q_0 + q_1 \left(\frac{\ln(N+z)}{z+1} - \ln N \right)$. We constrain the model parameters using the Bayesian analysis MCMC analysis in emcee tool to determine the median values of the model parameters (H_0, q_0, q_1, N) . We obtained $H_0 = 69.21^{+0.78}_{-0.78}$, $q_0 = -0.648^{+0.061}_{-0.061}$, $q_1 = -0.557^{+0.069}_{-0.058}$ and $N = 22^{+6}_{-7}$ (for the CC data) and $H_0 = 68.9^{+1.9}_{-1.9}$, $q_0 = -0.622^{+0.078}_{-0.078}$, $q_1 = -0.53^{+0.11}_{-0.11}$ and $N = 22^{+3}_{-3}$ (for the joint data). We further examined the evolutionary dynamics using various cosmological parameters. The best-fit curve of $H(z)$ illustrates the compatibility of the model with the measured cosmic chronometer observations.

According to the analysis, the current deceleration parameter is $q_0 = -0.648$ for CC data and $q_0 = -0.622$ for joint data. The negative sign of q_0 confirms that cosmic expansion is accelerating at the current epoch ($z = 0$) for this model. These results align with the expanding nature of the accelerating Universe.

Additionally, we analyzed the behavior of physical parameters. Figure (4) shows the energy density (ρ_{DE}) and pressure (p_{DE}) for DE. ρ_{DE} remains positive throughout cosmic evolution while p_{DE} begins with positive values in the early universe at high redshift (z). The pressure transitions to negative values in the present and the later epoch of cosmic evolution. Based on the constrained parameter values, the behavior of the EoS parameter (ω_{DE}) for DE is depicted in the figure (5). The values of the EoS parameter is $\omega_{DE} = -0.6857$ and $\omega_{DE} = -0.6722$ at $z = 0$ for the CC and joint estimates, respectively. The analysis of ω_{DE} shows that this model exhibits quintessence kind of dark energy in the current epoch. The EoS parameter currently lies in the quintessence region but exhibit the phantom region in the future.

Lastly, we obtained the present age of the universe for this model, which are $t_0 = 13.07^{+1.03}_{-0.38}$ Gyr and $t_0 = 13.19^{+0.24}_{-0.04}$ Gyr for CC data and for the joint dataset respectively. In conclusion, our overall observation is that this model demonstrates consistency with observational evidence for the current epoch of accelerated cosmic expansion.

7 Acknowledgements

G. P. Singh is thankful to the Inter-University Centre for Astronomy and Astrophysics (IUCAA), Pune, India for support under the Visiting Associateship programme. Gauree Shanker is thankful to the Department of Science and Technology (DST) Government of India for providing financial assistance in terms of FIST project (TPN-69301) vide the letter with Ref. No.: (SR/FST/MS-1/2021/104).

References

- [1] Adam G Riess, Alexei V Filippenko, Peter Challis, Alejandro Clocchiatti, Alan Diercks, et al. Observational evidence from supernovae for an accelerating universe and a cosmological constant. *The astronomical journal*, 116(3):1009, 1998. doi: <https://doi.org/10.1086/300499>.
- [2] Saul Perlmutter, Goldhaber Aldering, Gerson Goldhaber, Richard A Knop, Peter Nugent, et al. Measurements of ω and λ from 42 high-redshift supernovae. *The Astrophysical Journal*, 517(2):565, 1999. doi: <https://doi.org/10.1086/307221>.
- [3] Nabila Aghanim, Yashar Akrami, Mark Ashdown, Jonathan Aumont, Carlo Baccigalupi, et al. Planck 2018 results. VI. Cosmological parameters. *Astronomy and Astrophysics*, 641:A6, September 2020. doi: <https://doi.org/10.1051/0004-6361/201833910>.

- [4] Gary Hinshaw, D Larson, Eiichiro Komatsu, David N Spergel, CLaa Bennett, et al. Nine-year wilkinson microwave anisotropy probe (wmap) observations: cosmological parameter results. *The Astrophysical Journal Supplement Series*, 208(2):19, 2013. doi: <https://doi.org/10.1088/0067-0049/208/2/20>.
- [5] Edmund J Copeland, Mohammad Sami, and Shinji Tsujikawa. Dynamics of dark energy. *International Journal of Modern Physics D*, 15(11):1753–1935, 2006. doi: <https://doi.org/10.1142/S021827180600942X>.
- [6] Sean M Carroll. The cosmological constant. *Living reviews in relativity*, 4(1):1–56, 2001. doi: <https://doi.org/10.12942/lrr-2001-1>.
- [7] Thanu Padmanabhan. Cosmological constant—the weight of the vacuum. *Physics reports*, 380(5-6):235–320, 2003. doi: [https://doi.org/10.1016/S0370-1573\(03\)00120-0](https://doi.org/10.1016/S0370-1573(03)00120-0).
- [8] Eleonora Di Valentino, Olga Mena, Supriya Pan, Luca Visinelli, Weiqiang Yang, Alessandro Melchiorri, David F Mota, Adam G Riess, and Joseph Silk. In the realm of the hubble tension—a review of solutions. *Classical and Quantum Gravity*, 38(15):153001, 2021. doi: <https://doi.org/10.1088/1361-6382/ac086d>.
- [9] Hans A Buchdahl. Non-linear lagrangians and cosmological theory. *Monthly Notices of the Royal Astronomical Society*, 150(1):1–8, 1970. doi: <https://doi.org/10.1093/mnras/150.1.1>.
- [10] Jose Beltrán Jiménez, Lavinia Heisenberg, and Tomi Koivisto. Coincident general relativity. *Physical Review D*, 98(4):044048, 2018. doi: <https://doi.org/10.1103/PhysRevD.98.044048>.
- [11] Shin’ichi Nojiri and Sergei D Odintsov. Unified cosmic history in modified gravity: from $f(r)$ theory to lorentz non-invariant models. *Physics Reports*, 505(2-4):59–144, 2011. doi: <https://doi.org/10.1016/j.physrep.2011.04.001>.
- [12] SSDO Nojiri, SD Odintsov, and VK3683913 Oikonomou. Modified gravity theories on a nutshell: Inflation, bounce and late-time evolution. *Physics Reports*, 692:1–104, 2017. doi: <https://doi.org/10.1016/j.physrep.2017.06.001>.
- [13] Tiberiu Harko, Francisco SN Lobo, Shin’ichi Nojiri, and Sergei D Odintsov. $f(r, t)$ gravity. *Physical Review D*, 84(2):024020, 2011. doi: <https://doi.org/10.1103/PhysRevD.84.024020>.
- [14] Emilio Elizalde, Ratbay Myrzakulov, Valery V Obukhov, and Diego Sáez-Gómez. Λ cdm epoch reconstruction from $f(r, g)$ and modified gauss–bonnet gravities. *Classical and Quantum Gravity*, 27(9):095007, 2010. doi: <https://doi.org/10.1088/0264-9381/27/9/095007>.
- [15] Kazuharu Bamba, Sergei D Odintsov, Lorenzo Sebastiani, and Sergio Zerbini. Finite-time future singularities in modified gauss–bonnet and $\mathfrak{F}(r, g)$ gravity and singularity avoidance. *The European Physical Journal C*, 67:295–310, 2010. doi: <https://doi.org/10.1140/epjc/s10052-010-1292-8>.
- [16] Tiberiu Harko and Francisco SN Lobo. $f(r, l m)$ gravity. *The European Physical Journal C*, 70:373–379, 2010. doi: <https://doi.org/10.1140/epjc/s10052-010-1467-3>.
- [17] Salvatore Capozziello, Rocco D’Agostino, and Orlando Luongo. Extended gravity cosmography. *International Journal of Modern Physics D*, 28(10):1930016, 2019. doi: <https://doi.org/10.1142/S0218271819300167>.

- [18] Salvatore Capozziello, Vittorio De Falco, and Carmen Ferrara. The role of the boundary term in $f(q, b)$ symmetric teleparallel gravity. *The European Physical Journal C*, 83(10):915, 2023. doi: <https://doi.org/10.1140/epjc/s10052-023-12072-y>.
- [19] Romanshu Garg, G. P. Singh, and Ashutosh Singh. Cosmic dynamics and observational constraints in $f(q)$ gravity with affine equation of state. *arXiv preprint arXiv:2503.03212*, 2025.
- [20] N Hulke, G. P. Singh, Binaya K Bishi, and Ashutosh Singh. Variable chaplygin gas cosmologies in $f(r, t)$ gravity with particle creation. *New Astronomy*, 77:101357, 2020. doi: <https://doi.org/10.1016/j.newast.2020.101357>.
- [21] S Kotambkar, G. P. Singh, and R Kelkar. Anisotropic cosmological models with quintessence. *International Journal of Theoretical Physics*, 53:449–460, 2014. doi: <https://doi.org/10.1007/s10773-013-1829-3>.
- [22] G. P. Singh, Ashwini R Lalke, and Nikhil Hulke. Study of particle creation with quadratic equation of state in higher derivative theory. *Brazilian Journal of Physics*, 50:725–743, 2020. doi: <https://doi.org/10.1007/s13538-020-00788-1>.
- [23] Romanshu Garg, G. P. Singh, Ashwini R Lalke, and Saibal Ray. Cosmological model with linear equation of state parameter in $f(r, lm)$ gravity. *Physics Letters A*, 525:129937, 2024. doi: <https://doi.org/10.1016/j.physleta.2024.129937>.
- [24] S Mandal, A Singh, and R Chaubey. Cosmic evolution of holographic dark energy in $f(q, t)$ gravity. *International Journal of Geometric Methods in Modern Physics*, 20(05):2350084, 2023. doi: <https://doi.org/10.1142/S0219887823500846>.
- [25] Ashwini R. Lalke, G. P. Singh, and A Singh. Late-time acceleration from ekpyrotic bounce in $f(q, t)$ gravity. *International Journal of Geometric Methods in Modern Physics*, 20(08):2350131, 2023. doi: <https://doi.org/10.1142/S0219887823501311>.
- [26] G. P. Singh, Romanshu Garg, and Ashutosh Singh. A generalized λ cdm model with parameterized hubble parameter in particle creation, viscous and $f(r)$ model framework. *International Journal of Geometric Methods in Modern Physics*, page 2250111, 2025. doi: <https://doi.org/10.1142/S0219887825501117>.
- [27] Romanshu Garg, G. P. Singh, and Ashutosh Singh. Observational constraints on gong-zhang parametrizations in $f(q)$ gravity. *arXiv preprint arXiv:2410.18568*, 2024.
- [28] Ashutosh Singh, Gyan Prakash Singh, and Anirudh Pradhan. Cosmic dynamics and qualitative study of rastall model with spatial curvature. *International Journal of Modern Physics A*, 37(16):2250104, 2022. doi: <https://doi.org/https://doi.org/10.1142/S0217751X22501044>.
- [29] Ashutosh Singh, Rakesh Raushan, Raghavendra Chaubey, Sajal Mandal, and Krishna Chandra Mishra. Lagrangian formulation and implications of barotropic fluid cosmologies. *International Journal of Geometric Methods in Modern Physics*, 19(07):2250107, 2022. doi: <https://doi.org/https://doi.org/10.1142/S0219887822501079>.
- [30] G P Singh and Kalyani Desikan. A new class of cosmological models in lyra geometry. *Pramana*, 49:205–212, 1997. doi: <https://doi.org/10.1007/BF02845856>.
- [31] Ksh Newton Singh, G R P Teruel, S K Maurya, Tanmoy Chowdhury, and Farook Rahaman. Conservative wormholes in generalized $\kappa(r, t)$ -function. *Journal of High Energy Astrophysics*, 44:132–145, 2024. doi: <https://doi.org/10.1016/j.jheap.2024.09.009>.

- [32] Gabriel R Bengochea and Rafael Ferraro. Dark torsion as the cosmic speed-up. *Physical Review D*, 79(12):124019, 2009. doi: <https://doi.org/10.1103/PhysRevD.79.124019>.
- [33] Yi-Fu Cai, Salvatore Capozziello, Mariafelicia De Laurentis, and Emmanuel N Saridakis. $f(t)$ teleparallel gravity and cosmology. *Reports on Progress in Physics*, 79(10):106901, 2016. doi: <https://doi.org/10.1088/0034-4885/79/10/106901>.
- [34] Andronikos Paliathanasis, John D Barrow, and PGL Leach. Cosmological solutions of $f(t)$ gravity. *Physical Review D*, 94(2):023525, 2016. doi: <https://doi.org/10.1103/PhysRevD.94.023525>.
- [35] IG Salako, ME Rodrigues, AV Kpadonou, MJS Houndjo, and J Tossa. Reconstruction, thermodynamics and stability of λ cdm model in $f(t, t)$ gravity. *J. Cosmol. Astropart. Phys.*, 2013(11), 2013. doi: <https://doi.org/10.1088/0264-9381/33/12/125006>.
- [36] Salvatore Capozziello, VF Cardone, H Farajollahi, and A Ravanpak. Cosmography in $f(t)$ gravity. *Physical Review D*, 84(4):043527, 2011. doi: <https://doi.org/10.1103/PhysRevD.84.043527>.
- [37] Di Liu and MJ Reboucas. Energy conditions bounds on $f(t)$ gravity. *Physical Review D*, 86(8):083515, 2012. doi: <https://doi.org/10.48550/arXiv.1207.1503>.
- [38] Yi-Fu Cai, Shih-Hung Chen, James B Dent, Sourish Dutta, and Emmanuel N Saridakis. Matter bounce cosmology with the $f(t)$ gravity. *Classical and Quantum Gravity*, 28(21):215011, 2011. doi: <https://doi.org/10.1088/0264-9381/28/21/215011>.
- [39] YF Cai, JO Gong, DG Wang, and Z Wang. *J. cosmol. astropart. phys.* 2016.
- [40] A Zhadyranova, M Koussour, S Bekkhozhayev, V Zhumabekova, and J Rayimbaev. Exploring late-time cosmic acceleration: A study of a linear $f(t)$ cosmological model using observational data. *Physics of the Dark Universe*, 45:101514, 2024. doi: <https://doi.org/10.1016/j.dark.2024.101514>.
- [41] Yi-Fu Cai, Salvatore Capozziello, Mariafelicia De Laurentis, and Emmanuel N Saridakis. $f(t)$ teleparallel gravity and cosmology. *Reports on Progress in Physics*, 79(10):106901, 2016. doi: <https://doi.org/10.1088/0034-4885/79/10/106901>.
- [42] Kazuharu Bamba, Chao-Qiang Geng, Chung-Chi Lee, and Ling-Wei Luo. Equation of state for dark energy in $f(t)$ gravity. *Journal of Cosmology and Astroparticle Physics*, 2011(01):021, 2011. doi: <https://doi.org/10.1088/1475-7516/2011/01/021>.
- [43] SK Maurya, Himanshu Chaudhary, Allah Ditta, G Mustafa, and Saibal Ray. Study of self-bound compact stars in $f(t)$ gravity and observational constraints on the model parameters. *The European Physical Journal C*, 84(6):603, 2024. doi: <https://doi.org/10.1140/epjc/s10052-024-12838-y>.
- [44] SH Shekh, A Pradhan, A Dixit, SN Bayaskar, and SC Darunde. Cosmographical analysis for $h(z)$ parametrization towards viscous $f(t)$ gravity. *Modern Physics Letters A*, page 2450187, 2025. doi: <https://doi.org/10.1142/S0217732324501876>.
- [45] Anirudh Pradhan, Archana Dixit, and M Zeyauddin. Reconstruction of λ cdm model from $f(t)$ gravity in viscous-fluid universe with observational constraints. *International Journal of Geometric Methods in Modern Physics*, 21(01):2450027, 2024. doi: <https://doi.org/10.1142/S0219887824500270>.

- [46] Dinesh Chandra Maurya. Accelerating scenarios of viscous fluid universe in modified $f(t)$ gravity. *International Journal of Geometric Methods in Modern Physics*, 19(09): 2250144, 2022. doi: <https://doi.org/10.1142/S0219887822501444>.
- [47] A Zhadyranova, M Koussour, S Bekkhozhayev, V Zhumabekova, and J Rayimbaev. Exploring late-time cosmic acceleration: A study of a linear $f(t)$ cosmological model using observational data. *Physics of the Dark Universe*, 45:101514, 2024. doi: <https://doi.org/10.1016/j.dark.2024.101514>.
- [48] Ruben Aldrovandi and Jose G Pereira. *Teleparallel gravity: an introduction*, volume 173. Springer Science & Business Media, 2012. doi: <https://doi.org/10.1007/978-94-007-5143-9>.
- [49] José W Maluf. The teleparallel equivalent of general relativity. *Annalen der Physik*, 525(5):339–357, 2013. doi: <https://doi.org/10.1002/andp.201200272>.
- [50] M Koussour, A Altaibayeva, S Bekov, F Holmurodov, S Muminov, et al. Exploring cosmological evolution and constraints in $f(t)$ teleparallel gravity. *Physics of the Dark Universe*, 46:101664, 2024. doi: <https://doi.org/10.1016/j.dark.2024.101664>.
- [51] Narayan Banerjee and Sudipta Das. Acceleration of the universe with a simple trigonometric potential. *General Relativity and Gravitation*, 37:1695–1703, 2005. doi: <https://doi.org/10.1007/s10714-005-0152-6>.
- [52] JV Cunha and Jose Ademir Sales de Lima. Transition redshift: new kinematic constraints from supernovae. *Monthly Notices of the Royal Astronomical Society*, 390(1): 210–217, 2008.
- [53] Celia Escamilla-Rivera and Antonio Nájera. Dynamical dark energy models in the light of gravitational-wave transient catalogues. *Journal of Cosmology and Astroparticle Physics*, 2022(03):060, 2022. doi: <https://doi.org/10.1088/1475-7516/2022/03/060>.
- [54] Abdulla Al Mamon and Sudipta Das. A parametric reconstruction of the deceleration parameter. *The European Physical Journal C*, 77(7):495, 2017. doi: <https://doi.org/10.1140/epjc/s10052-017-5066-4>.
- [55] Wen Zhao and Yang Zhang. Quintom models with an equation of state crossing-1. *Physical Review D*, 73(12):123509, 2006. doi: <https://doi.org/10.1103/PhysRevD.73.123509>.
- [56] Daniel Foreman-Mackey, David W Hogg, Dustin Lang, and Jonathan Goodman. emcee: the mcmc hammer. *Publications of the Astronomical Society of the Pacific*, 125 (925):306, 2013. doi: <https://doi.org/10.1086/670067>.
- [57] Joan Simon, Licia Verde, and Raul Jimenez. Constraints on the redshift dependence of the dark energy potential. *Physical Review D*, 71(12):123001, 2005. doi: <https://doi.org/10.1103/PhysRevD.71.123001>.
- [58] GS Sharov and VO Vasiliev. How predictions of cosmological models depend on hubble parameter data sets. *Mathematical Modelling and Geometry*, 6(1), 2018. doi: <http://dx.doi.org/10.26456/mmg/2018-611>.
- [59] Raul Jimenez and Abraham Loeb. Constraining cosmological parameters based on relative galaxy ages. *The Astrophysical Journal*, 573(1):37, 2002. doi: <https://doi.org/10.1086/340549>.

- [60] Adam G Riess, Robert P Kirshner, Brian P Schmidt, Saurabh Jha, Peter Challis, et al. Bvri light curves for 22 type ia supernovae. *The Astronomical Journal*, 117(2):707, 1999. doi: <https://doi.org/10.1086/300738>.
- [61] Malcolm Hicken, W Michael Wood-Vasey, Stephane Blondin, Peter Challis, Saurabh Jha, et al. Improved dark energy constraints from 100 new cfa supernova type ia light curves. *The Astrophysical Journal*, 700(2):1097, 2009. doi: <https://doi.org/10.1088/0004-637X/700/2/1097>.
- [62] Daniel Moshe Scolnic, DO Jones, A Rest, YC Pan, R Chornock, et al. The complete light-curve sample of spectroscopically confirmed sne ia from pan-starrs1 and cosmological constraints from the combined pantheon sample. *The Astrophysical Journal*, 859(2):101, 2018. doi: <https://doi.org/10.3847/1538-4357/aab9bb>.
- [63] Masao Sako, Bruce Bassett, Andrew C Becker, Peter J Brown, Heather Campbell, et al. The data release of the sloan digital sky survey-ii supernova survey. *Publications of the Astronomical Society of the Pacific*, 130(988):064002, 2018. doi: <https://doi.org/10.1088/1538-3873/aab4e0>.
- [64] Julien Guy, Mark Sullivan, A Conley, N Regnault, P Astier, et al. The supernova legacy survey 3-year sample: Type ia supernovae photometric distances and cosmological constraints. *Astronomy & Astrophysics*, 523:A7, 2010. doi: <https://doi.org/10.1051/0004-6361/201014468>.
- [65] Carlos Contreras, Mario Hamuy, MM Phillips, Gastón Folatelli, Nicholas B Suntzeff, et al. The carnegie supernova project: first photometry data release of low-redshift type ia supernovae. *The Astronomical Journal*, 139(2):519, 2010. doi: <https://doi.org/10.1088/0004-6256/139/2/519>.
- [66] Sergei D Odintsov, VK Oikonomou, AV Timoshkin, Emmanuel N Saridakis, and R Myrzakulov. Cosmological fluids with logarithmic equation of state. *Annals of Physics*, 398:238–253, 2018. doi: <https://doi.org/10.1016/j.aop.2018.09.015>.
- [67] Kerkyra Asvesta, Lavrentios Kazantzidis, Leandros Perivolaropoulos, and Christos G Tsagas. Observational constraints on the deceleration parameter in a tilted universe. *Monthly Notices of the Royal Astronomical Society*, 513(2):2394–2406, 2022. doi: <https://doi.org/10.1093/mnras/stac922>.
- [68] A Singh and S Krishnannair. Affine eos cosmologies: Observational and dynamical system constraints. *Astronomy and Computing*, 47:100827, 2024. doi: <https://doi.org/10.1016/j.ascom.2024.100827>.
- [69] Ashwini R Lalke, Gyan Prakash Singh, and Ashutosh Singh. Cosmic dynamics with late-time constraints on the parametric deceleration parameter model. *The European Physical Journal Plus*, 139(3):288, 2024. doi: <https://doi.org/10.1140/epjp/s13360-024-05091-5>.
- [70] Sajal Mandal, Ashutosh Singh, and Raghavendra Chaubey. Late-time constraints on barotropic fluid cosmology. *Physics Letters A*, 519:129714, 2024. doi: <https://doi.org/10.1016/j.physleta.2024.129714>.
- [71] A Singh, S Mandal, R Chaubey, and R Raushan. Observational constraints on the expansion scalar and shear relation in the locally rotationally symmetric bianchi i model. *Physics of the Dark Universe*, 47:101798, 2025. doi: <https://doi.org/10.1016/j.dark.2024.101798>.

- [72] Daniel Foreman-Mackey, David W Hogg, Dustin Lang, and Jonathan Goodman. emcee: the mcmc hammer. *Publications of the Astronomical Society of the Pacific*, 125 (925):306, 2013. doi: <https://doi.org/10.1086/670067>.
- [73] Varun Sahni, Tarun Deep Saini, Alexei A Starobinsky, and Ujjaini Alam. Statefinder—a new geometrical diagnostic of dark energy. *Journal of Experimental and Theoretical Physics Letters*, 77:201–206, 2003. doi: <https://doi.org/10.1134/1.1574831>.
- [74] Ming-Lei Tong and Yang Zhang. Cosmic age, statefinder, and om diagnostics in the decaying vacuum cosmology. *Physical Review D*, 80(2):023503, 2009. doi: <https://doi.org/10.1103/PhysRevD.80.023503>.