

# From Play to Replay: Composed Video Retrieval for Temporally Fine-Grained Videos

Animesh Gupta<sup>1</sup> Jay Parmar<sup>1</sup> Ishan Rajendrakumar Dave<sup>2</sup> Mubarak Shah<sup>1</sup>

<sup>1</sup>Center for Research in Computer Vision, University of Central Florida <sup>2</sup>Adobe

## Abstract

*Composed Video Retrieval (CoVR) retrieves a target video given a query video and a modification text describing the intended change. Existing CoVR benchmarks emphasize appearance shifts or coarse event changes and therefore do not test the ability to capture subtle, fast-paced temporal differences. We introduce TF-CoVR, the first large-scale benchmark dedicated to temporally fine-grained CoVR. TF-CoVR focuses on gymnastics and diving and provides 180K triplets drawn from FineGym and FineDiving. Previous CoVR benchmarks focusing on temporal aspect, link each query to a single target segment taken from the same video, limiting practical usefulness. In TF-CoVR, we instead construct each  $\langle \text{query}, \text{modification} \rangle$  pair by prompting an LLM with the label differences between clips drawn from different videos; every pair is thus associated with multiple valid target videos (3.9 on average), reflecting real-world tasks such as sports-highlight generation. To model these temporal dynamics we propose TF-CoVR-Base, a concise two-stage training framework: (i) pre-train a video encoder on fine-grained action classification to obtain temporally discriminative embeddings; (ii) align the composed query with candidate videos using contrastive learning. We conduct the first comprehensive study of image, video, and general multimodal embedding (GME) models on temporally fine-grained composed retrieval in both zero-shot and fine-tuning regimes. On TF-CoVR, TF-CoVR-Base improves zero-shot mAP@50 from 5.92 (Language-Bind) to 7.51, and after fine-tuning raises the state-of-the-art from 19.83 to 25.82. Dataset and code are available at <https://github.com/UCF-CRCV/TF-CoVR>.*

## 1. Introduction

Recent progress in content-based image retrieval has evolved into multimodal *composed image retrieval* (CoIR) [1, 21, 46], where a system receives a *query image* and a short *textual modification* and returns the image that satisfies the composition. *Composed video retrieval* (CoVR) [38] generalizes this idea, asking for a target video that realizes a

user-described transformation of a query clip, for example, “same river landscape, but in springtime instead of autumn” (Fig. 1a) or “same pillow, but picking up rather than putting down” (Fig. 1b).

Existing CoVR benchmarks cover only a limited portion of the composition space. For example, WebVid-CoVR [38] (Fig. 1a) is dominated by appearance changes and demands minimal temporal reasoning, while Ego-CoVR [9] restricts the query and target to different segments of a single video (Fig. 1b). In practice, many high-value applications depend on *fine-grained* motion differences: surgical monitoring of subtle patient movements [35], low-latency AR/VR gesture recognition [44], and sports analytics where distinguishing a 1.5-turn from a 2-turn somersault drives coaching feedback [8, 26]. The commercial impact is equally clear: the Olympic Broadcasting Service AI highlight pipeline in Paris 2024 increased viewer engagement 13 times in 14 sports [13]. No public dataset currently evaluates CoVR at this temporal resolution.

To address these limitations, we present *TF-CoVR* (Temporally Fine-grained Composed Video Retrieval), a large-scale benchmark for composed retrieval in gymnastics and diving constructed from the temporally annotated FineGym [31] and FineDiving [43] datasets. Previous work such as Ego-CoVR restricts query and target clips to different segments of a *single* video; in practice, however, relevant results often come from distinct videos. TF-CoVR instead provides 180K triplets, each containing a query video, a textual modification, and one or more ground-truth target videos. We call each  $\langle \text{query}, \text{modification} \rangle$  pair a *composed query*. The benchmark covers both event-level changes (e.g. the same sub-action on different apparatuses) and fine-grained sub-action transitions (e.g. varying rotation counts or entry/exit techniques), yielding a setting that reflects real-world temporally fine-grained retrieval far more closely than existing datasets. A thorough comparison with prior datasets is shown in Table 1.

Existing CoVR models, trained on appearance-centric data, usually obtain video representations by simply averaging frame embeddings, thereby discarding temporal structure. Fine-grained retrieval demands video embeddings that pre-




Figure 1. Comparison of composed-retrieval triplets in WebVid-CoVR, Ego-CoVR, and TF-CoVR. (a) WebVid-CoVR targets appearance changes. (b) Ego-CoVR selects the target clip from a different time-stamp of the *same* video, showing a new interaction with the same object. (c) TF-CoVR supports two fine-grained modification types: temporal change- varying sub-actions within the same event (row 3)- and event change- the same sub-action performed on different apparatuses (row 4).

serve these dynamics. To this end we introduce a strong baseline, *TF-CoVR-Base*. Unlike recent video-language systems that depend on large-scale descriptive caption rewriting with LLMs, *TF-CoVR-Base* follows a concise two-stage pipeline. *Stage 1* pre-trains a video encoder on fine-grained action classification, producing temporally discriminative embeddings. *Stage 2* forms a composed query by concatenating the query-video embedding with the text-modification embedding and aligns it with candidate video embeddings via contrastive learning.

We benchmark *TF-CoVR* with image-based CoIR baselines, video-based CoVR systems, and general multimodal embedding (GME) models such as E5-V, evaluating every method in both zero-shot and fine-tuned regimes. *TF-CoVR-Base* attains 7.51 mAP@50 in the zero-shot setting, surpassing the best GME model (E5-V, 5.22) and all specialized CoVR methods. Fine-tuning further lifts performance to 25.82 mAP@50, a sizeable gain over the previous state-of-

the-art *BLIP<sub>CoVR-ECDE</sub>* (19.83). These results underscore the need for temporal granularity and motion-aware supervision in CoVR, factors often missing in current benchmarks. *TF-CoVR* provides the scale to support this and exposes limitations of appearance-based models.

To summarize, our main contributions are as follows:

- We release *TF-CoVR*, a large-scale composed-video benchmark focused on sports actions, with 180K training triplets and a test set queries having average 3.9 valid targets each to support realistic evaluation.
- We propose *TF-CoVR-Base*, a simple yet strong baseline that captures temporally fine-grained visual cues without relying on descriptive, LLM-generated captions.
- We provide the first comprehensive study of image, video, and GME models on temporally fine-grained retrieval under both zero-shot and fine-tuning protocols, where *TF-CoVR-Base* yields consistent gains across settings.

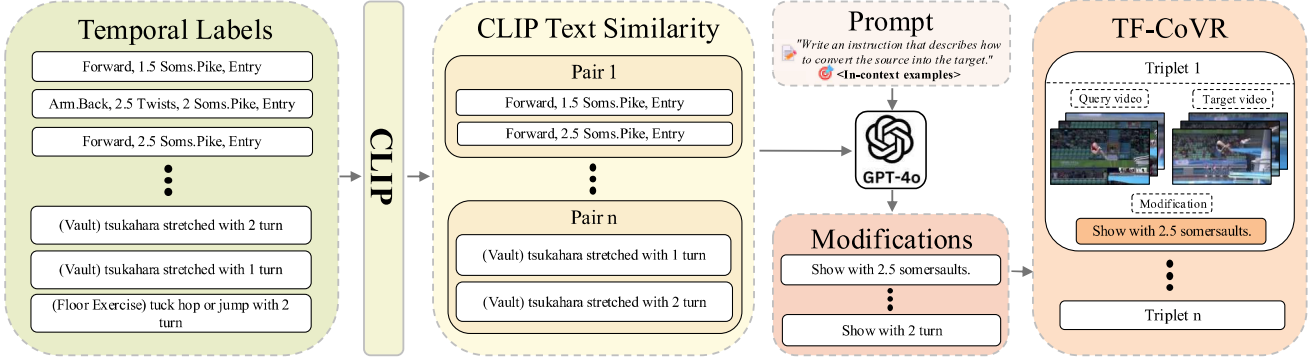


Figure 2. Overview of our automatic triplet generation pipeline for TF-CoVR. We start with temporally labeled clips from FineGym and FineDiving datasets. Using CLIP-based text embeddings, we compute similarity between temporal labels and form pairs with high semantic similarity. These label pairs are passed to GPT-4o along with in-context examples to generate natural language modifications describing the temporal differences between them. Each generated triplet consists of a query video, a target video, and a modification text capturing fine-grained temporal action changes.

## 2. Related Work



**Video Understanding and Fast-Paced Datasets:** Video understanding [25] often involves classifying videos into predefined action categories [11, 16, 36]. These tasks are broadly categorized as coarse- or fine-grained. Coarse-grained datasets like Charades [33] and Breakfast [17] capture long, structured activities, but lack the temporal resolution and action granularity needed for composed retrieval. In contrast, fine-grained datasets like FineGym [31] and FineDiving [43] provide temporally segmented labels for sports actions. They cover high-motion actions where subtle differences (e.g., twists or apparatus) lead to semantic variation, making them suitable for retrieval tasks with fine-grained temporal changes. Yet these datasets remain unexplored in the CoVR setting, leaving a gap in leveraging temporally rich datasets. *TF-CoVR* bridges this gap by introducing a benchmark that explicitly targets temporally grounded retrieval in fast-paced, fine-grained video settings.









**Composed Image Retrieval:** CoIR retrieves a target image using a query image and a modification text describing the desired change. CoIR models are trained on large-scale triplets of query image, modification text, and target image [7, 18, 39], which has proven useful for generalizing across open-domain retrieval. CIR [24] provides 36K curated triplets with human-written modification texts for CoIR, but suffers from false negatives and query mismatches. CIRCO [2] improves on this by using COCO [20] and supporting multiple valid targets per query. More recently, CoLLM [12] released MTCIR, a 3.4M triplet dataset with natural captions and diverse visual scenes, addressing the lack of large-scale, non-synthetic data. Despite these advances, CoIR datasets are inherently image-centric and lack temporal depth, limiting their generalization to video retrieval tasks with fine-grained alignment.

**Composed Video Retrieval:** WebVid-CoVR [38] first introduced CoVR as a video extension of CoIR, using query-modification-target triplets sampled from open-domain videos. However, its lack of temporal grounding limits WebVid-CoVR’s effectiveness in retrieving videos based on fine-grained action changes. EgoCVR [9] addressed this by constructing triplets within the same egocentric video to capture temporal cues. FineCVR [47] advanced CoVR by constructing a fine-grained retrieval benchmark using existing video understanding datasets such as ActivityNet [4], ActionGenome [14], HVU [6], and MSR-VTT [42]. Additionally, it introduced a consistency attribute in the modification text to guide retrieval more effectively. While an important step, the source datasets are slow-paced and coarse-grained, limiting their ability to capture subtle action transitions. Despite progress, CoVR benchmarks remain limited, relying mostly on slow-paced or object-centric content and offer only a single target per query, limiting real-world evaluation where multiple valid matches may exist.

**Multimodal Embedding Models for Composed Retrieval:** Recent advances in MLLMs such as GPT-4o [10], LLaVa [22, 23], and QwenVL [40] have significantly accelerated progress in joint visual-language understanding and reasoning tasks [5, 29, 30]. VISTA [50] and MARVEL [51] extend image-text retrieval by pairing pre-trained text encoders with enhanced vision encoders to better capture joint semantics. E5-V [15] and MM-Embed [19] further improve retrieval by using relevance supervision and hard negative mining to mitigate modality collapse. Zhang et al. recently introduced GME [48], a retrieval model that demonstrates strong performance on CoIR, particularly in open-domain image-text query settings. However, GME and similar MLLM-based retrievers remain untested in CoVR, especially in fast-paced scenarios requiring fine-grained tem-



Table 1. Comparison of existing datasets for composed image and video retrieval, highlighting the unique features of TF-CoVR. Datasets are categorized by modality (Type), where  indicates image-based and  indicates video-based triplets.

Dataset	Type	#Triplets	Train	Eval	Multi-GT	Eval Metrics	#Sub-actions
CIRR [24]		36K	✓	✓	✗	Recall@K	✗
FashionIQ [41]		30K	✓	✓	✗	Recall@K	✗
CC-CoIR [38]		3.3M	✓	✗	✗	Recall@K	✗
MTCIR [12]		3.4M	✓	✗	✗	Recall@K	✗
WebVid-CoVR [38]		1.6M	✓	✓	✗	Recall@K	✗
EgoCVR [9]		2K	✗	✓	✗	Recall@K	✗
FineCVR [47]		1M	✓	✓	✗	Recall@K	✗
CIRCO [3]		800	✗	✓	✓	mAP@K	✗
TF-CoVR (Ours)		180K	✓	✓	✓	mAP@K	306

poral alignment.

### 3. TF-CoVR: Dataset Generation

#### FineGym and FineDiving for Composed Video Retrieval:

Composed video retrieval (CoVR) operates on triplets  $(V_q, T_m, V_t)$ , where  $V_q$ ,  $T_m$ , and  $V_t$  denote the query video, modification text, and target video, respectively. Prior works [9, 38] construct such triplets by comparing captions and selecting pairs that differ by a small textual change, often a single word. This approach, however, relies on the availability of captions, which limits its applicability to datasets without narration. To overcome this, we use FineGym [31] and FineDiving [43], which contain temporally annotated segments but no captions. Instead of captions, we utilize the datasets’ fine-grained temporal labels, which describe precise sub-actions. FineGym provides 288 labels over 32,697 clips (avg. 1.7s), from 167 long videos, and FineDiving includes 52 labels across 3,000 clips.

To identify meaningful video pairs, we compute CLIP-based similarity scores between all temporal labels and select those with high semantic similarity [27]. These pairs are then manually verified and categorized into two types: (1) temporal changes, where the sub-action differs within the same event (e.g., *(Vault) round-off, flic-flac with 0.5 turn on, stretched salto forward with 0.5 turn off* vs. *...with 2 turn off*), and (2) event changes, where the same sub-action occurs in different apparatus contexts (e.g., *(Floor Exercise) switch leap with 1 turn* vs. *(Balance Beam) switch leap with 1 turn*). These examples show that even visually similar actions can have different semantic meanings depending on temporal or contextual cues. We apply this strategy to both FineGym and FineDiving to generate rich, fine-grained video triplets. (See Figure 1 for illustrations.)

**Modification Instruction and Triplet Generation:** To generate modification texts for TF-CoVR, we start with the

fine-grained temporal labels associated with gymnastics and diving segments, such as *Forward*, *1.5 Soms.Pike*, *Entry* or *(Vault) tsukahara stretched with 2 turn*. Using CLIP, we compute pairwise similarity scores between all labels and select those that differ in small but meaningful aspects, representing source and target actions connected by a semantic modification.

Each selected label pair is passed to GPT-4o [10] along with a prompt and 15 in-context examples capturing typical sub-action and event-level changes [37]. GPT-4o generates concise natural language instructions that describe how to transform the source into the target, e.g., *Show with 2.5 somersaults* or *Show on Balance Beam*. Unlike prior work such as FineCVR [47], which emphasizes visual consistency, our modifications focus exclusively on semantic changes, making them better suited for real-world use cases like highlight generation where visual similarity is not required.

To form triplets, we split the original long-form videos into training and testing sets to avoid overlap. From these, sub-action clips are extracted and paired with the corresponding modification text. Although individual clips may be reused, each resulting triplet, comprising a query video, a modification text, and a target video, is unique. This process is repeated exhaustively across all labeled segments. Figure 2 illustrates the full pipeline, from label pairing to triplet generation.

**TF-CoVR Statistics:** TF-CoVR contains 180K training triplets and 473 testing queries, each associated with multiple ground-truth target videos (Table 1). The test set specifically addresses the challenge of evaluating multiple valid retrievals, a limitation in existing CoVR benchmarks. The dataset spans 306 fine-grained sports actions: 259 from FineGym [31] and 47 from FineDiving [43]. Clip durations range from 0.03s to 29.00s, with an average of 1.90s.

Modification texts vary from 2 to 19 words (e.g., *“show off”* to *“Change direction to Reverse, reduce to two and*



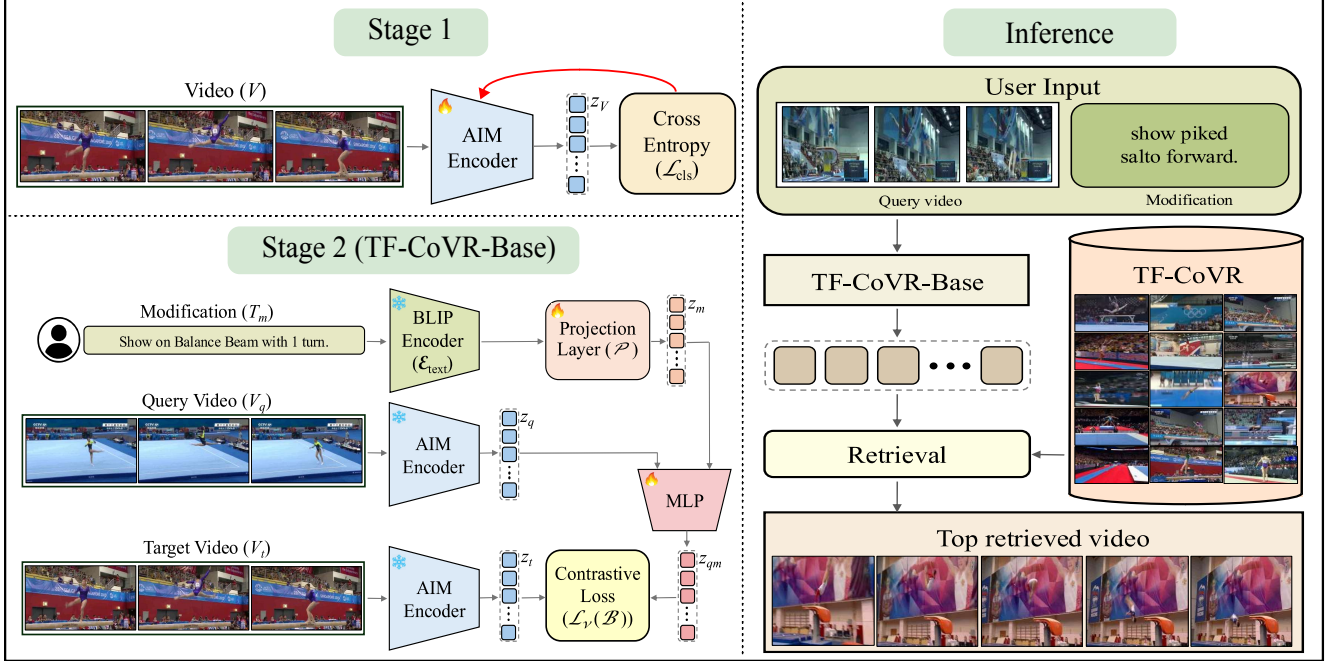


Figure 3. Overview of TF-CoVR-Base framework. Stage 1 learns temporal video representations via supervised classification using the AIM encoder. In Stage 2, the pretrained AIM and BLIP encoders are frozen, and a projection layer and MLP are trained to align the query-modification pair with the target video using contrastive loss. During inference, the model retrieves relevant videos from TF-CoVR based on a user-provided query and textual modification.

*a half twists, and show with one and a half somersaults*”), with an average length of 6.11 words. Each test query has an average of 3.94 valid targets, supporting realistic and challenging evaluation under a multi-ground-truth setting. This makes TF-CoVR especially suited for applications like highlight generation in sports broadcasting, where retrieving diverse sub-action variations is essential.

#### 4. TF-CoVR-Base: Structured Temporal Learning for CoVR

**Method Overview:** In the composed video retrieval (CoVR) task, the goal is to retrieve a target video  $V_t$  given a query video  $V_q$  and a textual modification  $T_m$  that describes the intended transformation. This requires learning a cross-modal relationship between visual and textual inputs that captures how the target differs from the query. While prior methods have shown promise on general video datasets, CoVR becomes significantly more challenging in fine-grained, fast-paced domains such as gymnastics and diving, where subtle temporal action differences are critical. Existing approaches often overlook these dynamics, motivating the need for a more temporally grounded framework.

**Two-Stage CoVR Approach:** We propose a two-stage training framework, TF-CoVR-Base, for composed video retrieval in fine-grained, fast-paced domains such as gymnastics

and diving. TF-CoVR-Base is designed to explicitly capture the temporal structure in videos and align it with textual modifications for accurate retrieval. Unlike prior approaches that rely on average-pooled frame features from image-level encoders, TF-CoVR-Base decouples temporal representation learning from the retrieval task. It first learns temporally rich video embeddings through supervised action classification, and then uses these embeddings in a contrastive retrieval setup. We describe each stage of the framework below.

**Stage One: Temporal Pretraining via Video Classification:** In the first stage, we aim to learn temporally rich video representations from TF-CoVR. To this end, we employ the AIM encoder [45], which is specifically designed to capture temporal dependencies by integrating temporal adapters into a CLIP-based backbone.

We pretrain the AIM encoder on a supervised video classification task using all videos from the triplets in the training set. Let  $V = \{f_1, f_2, \dots, f_f\}$  denote a video clip with  $f$  frames. The AIM encoder processes each frame and produces a sequence-level embedding:

$$z_V = \text{AIM}(V).$$

The classification logits  $z_V$  are passed through a softmax function to produce a probability distribution over classes:

$$\hat{p}_V^{(i)} = \text{Softmax}(z_V^{(i)}).$$

Table 2. Evaluation of models fine-tuned on TF-CoVR using mAP@K for  $K \in \{5, 10, 25, 50\}$ . We report the performance of various fusion strategies and model architectures trained on TF-CoVR. Fusion methods include MLP and cross-attention (CA). Each model is evaluated using a fixed number of sampled frames from both query and target videos. Fine-tuning on TF-CoVR leads to significant improvements across all models.

Modalities		Model	Fusion	#Query	#Target	mAP@K (↑)			
Video	Text					Frames	Frames	5	10
Fine-tuned on TF-CoVR									
✗	✓	BLIP2	-	-	15	10.69	13.02	15.35	16.41
✓	✗	BLIP2	-	1	15	4.86	6.49	8.92	10.06
✓	✓	CLIP	MLP	1	15	7.01	8.35	10.22	11.38
✓	✓	BLIP2	MLP	1	15	10.86	13.20	15.38	16.31
✓	✓	CLIP	MLP	15	15	6.40	7.46	9.21	10.40
✓	✓	BLIP2	MLP	15	15	11.64	14.81	16.74	17.55
✓	✓	BLIP-CoVR	CA [38]	1	15	11.07	13.94	16.07	16.88
✓	✓	BLIP <sub>CoVR-ECDE</sub>	CA [34]	1	15	13.03	15.90	18.62	19.83
✓	✓	TF-CoVR-Base (Ours) (Stage-2, only)	MLP	8	8	15.08	18.70	21.78	22.61
✓	✓	TF-CoVR-Base (Ours)	MLP	12	12	20.77	23.02	25.06	25.82

Each video  $V$  is annotated with a ground-truth label  $y_V$ , and the model is optimized using the standard cross-entropy loss:

$$\mathcal{L}_{\text{cls}} = - \sum_{i=1}^C y_V^{(i)} \log \hat{p}_V^{(i)}.$$

where  $C = 306$  is the total number of fine-grained action classes in the TF-CoVR dataset.

**Stage Two: Contrastive Training for Retrieval:** In the second stage of TF-CoVR-Base, we train a contrastive model to align the composed query representations with the target video representations. As illustrated in Figure 3, each training sample is structured as a triplet  $(V_q, T_m, V_t)$ , where  $V_q$  is the **query video** consisting of  $N$  frames,  $T_m$  is the **modification text** with  $L$  tokens, and  $V_t$  is the **target video** comprising  $M$  frames.

We use the pretrained and frozen AIM encoder to extract temporally rich embeddings for the query and target videos:

$$z_q = \text{AIM}(V_q), \quad z_t = \text{AIM}(V_t).$$

The modification text  $T_m$  is encoded using the BLIP2 text encoder  $\mathcal{E}_{\text{text}}$ , followed by a learnable projection layer  $\mathcal{P}$  that maps the text embedding into a shared embedding space. This step ensures the textual features are adapted and aligned and aligned with the video modality for the CoVR task:

$$z_m = \mathcal{P}(\mathcal{E}_{\text{text}}(T_m)).$$

We then fuse the query video embedding  $z_q$  and the projected text embedding  $z_m$  using a multi-layer perceptron

(MLP), producing the composed query representations:

$$z_{qm} = \text{MLP}(z_q, z_m).$$

To compare the composed query embeddings with the target video embeddings, both  $z_{qm}$  and  $z_t$  are projected into a shared embedding space and normalized to unit vectors. Their relationship is then measured using cosine, computed as:

$$S_{i,j} = \frac{z_{qm}^{(i)} \cdot z_t^{(j)}}{\|z_{qm}^{(i)}\| \|z_t^{(j)}\|}.$$

To ensure numerical stability and regulate the scale of similarity scores, cosine similarity is adjusted using a temperature parameter:

$$\text{sim}(z_{qm}^{(i)}, z_t^{(j)}) = \frac{S_{i,j}}{\tau}.$$

where  $\tau \in \mathbb{R}_{>0}$  is a learnable temperature parameter.

For supervision, we adopt the HN-NCE loss [28], which emphasizes hard negatives by assigning greater weights to semantically similar but incorrect targets. Given a batch  $\mathcal{B}$  of triplets  $(q_i, m_i, t_i)$ , the loss is defined as:

$$\mathcal{L}_v(\mathcal{B}) = - \sum_{i \in \mathcal{B}} \left[ \log \frac{e^{S_{i,i}/\tau}}{\alpha e^{S_{i,i}/\tau} + \sum_{j \neq i} e^{S_{i,j}/\tau} w_{j,i}} + \log \frac{e^{S_{i,i}/\tau}}{\alpha e^{S_{i,i}/\tau} + \sum_{j \neq i} e^{S_{j,i}/\tau} w_{j,i}} \right]$$

Here,  $S_{i,j}$  is the cosine similarity between the composed query  $z_{qm}^{(i)}$  and the target video  $z_t^{(j)}$ ,  $\alpha$  is a scalar constant

(set to 1),  $\tau$  is a temperature hyperparameter (set to 0.07), and  $w_{i,j}$  is a weighting factor derived from CLIP-based text similarity between the target labels of  $i$  and  $j$ .

Table 3. Benchmarking results on TF-CoVR using mAP@K for  $K \in \{5, 10, 25, 50\}$ . We evaluate two groups of models: (1) *Existing CoVR methods trained on WebVid-CoVR and not fine-tuned on TF-CoVR*, and (2) *General Multimodal Embeddings*, tested in a zero-shot setting. Each model is evaluated on query-target pairs consisting of the specified number of sampled frames. “CA” denotes the use of cross-attention fusion.

Modalities		Model	Fusion	#Query	#Target	mAP@K (↑)			
Video	Text					Frames	Frames	5	10
General Multimodal Embeddings (TF-CoVR)									
✓	✓	GME-Qwen2-VL-2B [48]	MLLM	1	15	2.28	2.64	3.29	3.81
✓	✓	MM-Embed [19]	MLLM	1	15	2.39	2.81	3.61	4.14
✓	✓	E5-V [15]	Avg	1	15	3.14	3.78	4.65	5.22
Not fine-tuned on TF-CoVR									
✗	✓	BLIP2	-	-	15	1.34	1.79	2.20	2.50
✓	✗	BLIP2	-	-	15	1.74	2.20	3.06	3.62
✓	✓	BLIP-CoVR [38]	CA	1	15	2.33	2.99	3.90	4.50
✓	✓	BLIP <sub>CoVR-ECDE</sub> [34]	CA	1	15	0.78	0.88	1.16	1.37
✗	✓	TF-CVR [9]	-	-	15	0.56	0.76	0.99	1.24
✓	✓	LanguageBind [52]	Avg	8	8	3.43	4.37	5.26	5.92
✓	✓	AIM (k400)	Avg	8	8	3.75	4.37	5.47	6.12
✓	✓	AIM (k400)	Avg	16	16	4.23	5.14	6.37	7.13
✓	✓	AIM (k400)	Avg	32	32	4.22	5.15	6.50	7.30
✓	✓	AIM (diving48)	Avg	32	32	<b>4.81</b>	<b>5.78</b>	<b>6.82</b>	<b>7.51</b>

## 5. Discussion

**Evaluation Metric:** To effectively evaluate retrieval performance in the presence of multiple ground-truth target videos, we adopt the mean Average Precision at  $K$  (mAP@K) metric, as proposed in CIRCO [3]. The mAP@K metric measures whether the correct target videos are retrieved and considers the ranks at which they appear in the retrieval results.

Here,  $K$  denotes the number of top-ranked results considered for evaluation. For example, mAP@5 measures precision based on the top 5 retrieved videos, capturing how well the model retrieves relevant targets early in the ranked list. A higher  $K$  allows evaluation of broader retrieval quality, while a lower  $K$  emphasizes top-ranking precision.

**Specialized vs. Generalized Multimodal Models for CoVR:** We compare specialized models trained specifically for composed video retrieval, such as those trained on WebVid-CoVR [38], with Generalized Multimodal Embedding (GME) models that have not seen CoVR data. Among the specialized baselines, we include two image-based encoders (CLIP and BLIP) and one video-based encoder (LanguageBind) to cover different modality types and fusion mechanisms. As shown in Table 3, our evaluation reveals that GME models consistently outperform most specialized CoVR methods in the zero-shot setting. For example, E5-V [15] achieves 5.22 mAP@50, outperforming BLIP-CoVR (4.50) and BLIP<sub>CoVR-ECDE</sub> (1.37), and closely matching LanguageBind (5.92). Other GME variants like MM-Embed and GME-Qwen2-VL-2B also show promising results. In

contrast, TF-CVR [9] performs worst among all tested models, with only 1.24 mAP@50, underscoring its limitations in handling fine-grained action variations.

This performance gap is partly due to TF-CVR’s reliance on a captioning model to describe the query video. We replaced the original Lavila [49] with Video-XL [32], which provides better captions for structured sports content. However, even Video-XL fails to capture subtle temporal cues like twist counts or somersaults, critical for accurate retrieval, causing TF-CVR to struggle with temporally precise matches. In contrast, GME models benefit from large-scale multimodal training involving text, images, and combinations thereof, allowing them to generalize well to CoVR without task-specific fine-tuning. We expect their performance to improve further with fine-tuning on TF-CoVR, though we leave this exploration to future work. See supplementary material for a comparison of Lavila-generated captions.

Table 4. Performance of GME models on existing CoIR benchmarks. We report mAP@5 and Recall@10 on FashionIQ, CIRR, and CIRCO using official evaluation protocols. Values are directly taken from the original papers.

Model	Metric	FQ	CIRR	CIRCO
E5-V [15]	Recall@10	3.73	13.19	-
GME-2B [48]	Recall@10	26.34	47.70	-
MM-Embed [19]	Recall@10	25.7	50.0	-
E5-V [15]	mAP@5	-	-	19.1
MM-Embed [19]	mAP@5	-	-	32.3

### Evaluating TF-CoVR-Base Against Existing Methods:

We compare our proposed two-stage TF-CoVR-Base framework with all existing CoVR baselines in Table 2. Our full model achieves 25.82 mAP@50, significantly outperforming the strongest prior method, BLIP<sub>CoVR-ECDE</sub> (19.83). Even our Stage-2-only variant (trained without temporal pretraining) outperforms all existing methods with 22.61 mAP@50, highlighting the strength of our contrastive fusion strategy. Unlike BLIP<sub>CoVR-ECDE</sub>, our model does not rely on detailed textual descriptions of the query video and instead learns temporal structure directly from the visual input. This makes it especially effective in structured, fast-paced sports videos, where subtle action distinctions, such as change in twist count or apparatus, are visually grounded. Across all  $K$  values, TF-CoVR-Base shows consistent improvements of 4–6 mAP points.

**Qualitative Analysis:** Figure 4 illustrates the effectiveness of our method using qualitative examples. The retrieved target videos accurately reflect the action modifications described in the input text. Correctly retrieved clips are outlined in green, and incorrect ones in red. Interestingly, even incorrect predictions are often semantically close to the in-






Figure 4. Qualitative results for the composed video retrieval task using our two-stage approach. Each column presents a query video (top), a corresponding modification instruction (middle), and the top-3 retrieved target videos (ranks 1–3) based on the model’s predictions. The modification instructions capture fine-grained action or event-level changes. This visualization demonstrates the effectiveness of the retrieval model in identifying subtle temporal variations, highlighting the practical utility of TF-CoVR for fine-grained sports understanding and highlight generation.

tended target, revealing the fine-grained difficulty of TF-CoVR. For example, in the third column of Figure 4, the query video includes a turning motion, while the modification requests a “no turn” variation. Our method correctly retrieves “no turn” actions at top ranks, but at rank 3, retrieves a “split jump” video, visually similar but semantically different. We highlight this with a red overlay to emphasize the subtle distinction in motion, showing the value of TF-CoVR for evaluating fine-grained temporal reasoning.

## 6. Limitations and Conclusion

**Limitations.** TF-CoVR offers a new perspective on composed video retrieval by focusing on retrieving videos that reflect subtle action changes, guided by modification text. While it adds valuable depth to the field, the dataset has some limitations. One limitation is that it requires expert effort to temporally annotate videos such as from FineGym and FineDiving, which is currently lacking in the video-understanding community, and such annotation is expensive to scale up. This reflects the trade-off between expert-driven annotations and scalability. Regarding the TF-CoVR-Base, it is currently two-stage, which may not provide a fully end-to-end solution; a better approach could be a single-stage

model that simultaneously learns temporally rich video representations and aligns them with the modification text.

**Conclusion.** In this work, we introduced TF-CoVR, a large-scale dataset comprising 180K unique triplets centered on fine-grained sports actions, spanning 306 diverse sub-actions from gymnastics and diving videos. TF-CoVR brings a new dimension to the CoVR task by emphasizing subtle temporal action changes in fast-paced, structured video domains. Unlike existing CoVR datasets, it supports multiple ground-truth target videos per query, addressing a critical limitation in current benchmarks and enabling more realistic and flexible evaluation. In addition, we propose a two-stage training framework that explicitly models temporal dynamics through supervised pre-training. Our method significantly outperforms existing approaches on TF-CoVR. Furthermore, we conducted a comprehensive benchmarking of both existing CoVR methods and General Multimodal Embedding (GME) models, marking the first systematic evaluation of GME performance in the CoVR setting. We envision TF-CoVR serving as a valuable resource for real-world applications such as sports highlight generation, where retrieving nuanced sub-action variations is essential for generating engaging and contextually rich video content.

## References

- [1] Muhammad Umer Anwaar, Egor Labintcev, and Martin Kleinsteuber. Compositional learning of image-text query for image retrieval. In *Proceedings of the IEEE/CVF Winter conference on Applications of Computer Vision*, pages 1140–1149, 2021. 1
- [2] Alberto Baldrati, Lorenzo Agnolucci, Marco Bertini, and Alberto Del Bimbo. Zero-shot composed image retrieval with textual inversion, 2023. 3
- [3] Alberto Baldrati, Lorenzo Agnolucci, Marco Bertini, and Alberto Del Bimbo. Zero-shot composed image retrieval with textual inversion. In *Proceedings of the IEEE/CVF International Conference on Computer Vision*, pages 15338–15347, 2023. 4, 7
- [4] Fabian Caba Heilbron, Victor Escorcia, Bernard Ghanem, and Juan Carlos Niebles. Activitynet: A large-scale video benchmark for human activity understanding. In *Proceedings of the IEEE conference on computer vision and pattern recognition*, pages 961–970, 2015. 3
- [5] Ron Campos, Ashmal Vayani, Parth Parag Kulkarni, Rohit Gupta, Aritra Dutta, and Mubarak Shah. Gaea: A geolocation aware conversational model. *arXiv preprint arXiv:2503.16423*, 2025. 3
- [6] Ali Diba, Mohsen Fayyaz, Vivek Sharma, Manohar Paluri, Jürgen Gall, Rainer Stiefelhagen, and Luc Van Gool. Large scale holistic video understanding. In *Computer Vision—ECCV 2020: 16th European Conference, Glasgow, UK, August 23–28, 2020, Proceedings, Part V 16*, pages 593–610. Springer, 2020. 3
- [7] Geonmo Gu, Sanghyuk Chun, Wonjae Kim, HeeJae Jun, Yoohoon Kang, and Sangdoo Yun. Compodiff: Versatile composed image retrieval with latent diffusion. *arXiv preprint arXiv:2303.11916*, 2023. 3
- [8] James Hong, Matthew Fisher, Michaël Gharbi, and Kayvon Fatahalian. Video pose distillation for few-shot, fine-grained sports action recognition. In *Proceedings of the IEEE/CVF International Conference on Computer Vision*, pages 9254–9263, 2021. 1
- [9] Thomas Hummel, Shyamgopal Karthik, Mariana-Iuliana Georgescu, and Zeynep Akata. Egocvr: An egocentric benchmark for fine-grained composed video retrieval. In *European Conference on Computer Vision*, pages 1–17. Springer, 2024. 1, 3, 4, 7, 17, 19
- [10] Aaron Hurst, Adam Lerer, Adam P Goucher, Adam Perelman, Aditya Ramesh, Aidan Clark, AJ Ostrow, Akila Welihinda, Alan Hayes, Alec Radford, et al. Gpt-4o system card. *arXiv preprint arXiv:2410.21276*, 2024. 3, 4, 13
- [11] Matthew S Hutchinson and Vijay N Gadepally. Video action understanding. *IEEE Access*, 9:134611–134637, 2021. 3
- [12] Chuong Huynh, Jinyu Yang, Ashish Tawari, Mubarak Shah, Son Tran, Raffay Hamid, Trishul Chilimbi, and Abhinav Shrivastava. Collm: A large language model for composed image retrieval. *arXiv preprint arXiv:2503.19910*, 2025. 3, 4
- [13] International Olympic Committee. Ioc marketing report: Paris 2024, 2024. Accessed: 2025-05-10. 1
- [14] Jingwei Ji, Ranjay Krishna, Li Fei-Fei, and Juan Carlos Niebles. Action genome: Actions as compositions of spatio-temporal scene graphs. In *Proceedings of the IEEE/CVF conference on computer vision and pattern recognition*, pages 10236–10247, 2020. 3
- [15] Ting Jiang, Minghui Song, Zihan Zhang, Haizhen Huang, Weiwei Deng, Feng Sun, Qi Zhang, Deqing Wang, and Fuzhen Zhuang. E5-v: Universal embeddings with multimodal large language models. *arXiv preprint arXiv:2407.12580*, 2024. 3, 7
- [16] Yu Kong and Yun Fu. Human action recognition and prediction: A survey. *International Journal of Computer Vision*, 130(5):1366–1401, 2022. 3
- [17] Hilde Kuehne, Ali Arslan, and Thomas Serre. The language of actions: Recovering the syntax and semantics of goal-directed human activities. In *Proceedings of the IEEE conference on computer vision and pattern recognition*, pages 780–787, 2014. 3
- [18] Matan Levy, Rami Ben-Ari, Nir Darshan, and Dani Lischinski. Data roaming and quality assessment for composed image retrieval. In *Proceedings of the AAAI Conference on Artificial Intelligence*, pages 2991–2999, 2024. 3
- [19] Sheng-Chieh Lin, Chankyu Lee, Mohammad Shoeybi, Jimmy Lin, Bryan Catanzaro, and Wei Ping. Mm-embed: Universal multimodal retrieval with multimodal llms. *arXiv preprint arXiv:2411.02571*, 2024. 3, 7
- [20] Tsung-Yi Lin, Michael Maire, Serge Belongie, James Hays, Pietro Perona, Deva Ramanan, Piotr Dollár, and C Lawrence Zitnick. Microsoft coco: Common objects in context. In *Computer vision—ECCV 2014: 13th European conference, Zurich, Switzerland, September 6–12, 2014, proceedings, part v 13*, pages 740–755. Springer, 2014. 3
- [21] Haomiao Liu, Ruiping Wang, Shiguang Shan, and Xilin Chen. Deep supervised hashing for fast image retrieval. In *Proceedings of the IEEE conference on computer vision and pattern recognition*, pages 2064–2072, 2016. 1
- [22] Haotian Liu, Chunyuan Li, Qingyang Wu, and Yong Jae Lee. Visual instruction tuning. *Advances in neural information processing systems*, 36:34892–34916, 2023. 3
- [23] Haotian Liu, Chunyuan Li, Yuheng Li, Bo Li, Yuanhan Zhang, Sheng Shen, and Yong Jae Lee. Llava-next: Improved reasoning, ocr, and world knowledge, 2024. 3
- [24] Zheyuan Liu, Cristian Rodriguez-Opazo, Damien Teney, and Stephen Gould. Image retrieval on real-life images with pre-trained vision-and-language models. In *Proceedings of the IEEE/CVF International Conference on Computer Vision*, pages 2125–2134, 2021. 3, 4
- [25] Ahmad Mahmood, Ashmal Vayani, Muzammal Naseer, Salman Khan, and Fahad Shahbaz Khan. Vurf: A general-purpose reasoning and self-refinement framework for video understanding. *arXiv preprint arXiv:2403.14743*, 2024. 3
- [26] Banoth Thulasya Naik, Mohammad Farukh Hashmi, and Neeraj Dhanraj Bokde. A comprehensive review of computer vision in sports: Open issues, future trends and research directions. *Applied Sciences*, 12(9):4429, 2022. 1
- [27] Vishal Narnaware, Ashmal Vayani, Rohit Gupta, Sirnam Swetha, and Mubarak Shah. Sb-bench: Stereotype bias benchmark for large multimodal models. *arXiv preprint arXiv:2502.08779*, 2025. 4

- [28] Filip Radenovic, Abhimanyu Dubey, Abhishek Kadian, Todor Mihaylov, Simon Vandenhende, Yash Patel, Yi Wen, Vignesh Ramanathan, and Dhruv Mahajan. Filtering, distillation, and hard negatives for vision-language pre-training. In *Proceedings of the IEEE/CVF conference on computer vision and pattern recognition*, pages 6967–6977, 2023. 6
- [29] Shaina Raza, Aravind Narayanan, Vahid Reza Khazaie, Ashmal Vayani, Mukund S Chettiar, Amandeep Singh, Mubarak Shah, and Deval Pandya. Humanibench: A human-centric framework for large multimodal models evaluation. *arXiv preprint arXiv:2505.11454*, 2025. 3
- [30] Shaina Raza, Rizwan Qureshi, Anam Zahid, Joseph Fiorese, Ferhat Sadak, Muhammad Saeed, Ranjan Sapkota, Aditya Jain, Anas Zafar, Muneeb Ul Hassan, et al. Who is responsible? the data, models, users or regulations? a comprehensive survey on responsible generative ai for a sustainable future. *arXiv preprint arXiv:2502.08650*, 2025. 3
- [31] Dian Shao, Yue Zhao, Bo Dai, and Dahua Lin. Finegym: A hierarchical video dataset for fine-grained action understanding. In *Proceedings of the IEEE/CVF conference on computer vision and pattern recognition*, pages 2616–2625, 2020. 1, 3, 4, 12, 13, 17
- [32] Yan Shu, Zheng Liu, Peitian Zhang, Minghao Qin, Junjie Zhou, Zhengyang Liang, Tiejun Huang, and Bo Zhao. Video-xl: Extra-long vision language model for hour-scale video understanding. *arXiv preprint arXiv:2409.14485*, 2024. 7, 16
- [33] Gunnar A Sigurdsson, Gül Varol, Xiaolong Wang, Ali Farhadi, Ivan Laptev, and Abhinav Gupta. Hollywood in homes: Crowdsourcing data collection for activity understanding. In *Computer Vision—ECCV 2016: 14th European Conference, Amsterdam, The Netherlands, October 11–14, 2016, Proceedings, Part I 14*, pages 510–526. Springer, 2016. 3
- [34] Omkar Thawakar, Muzammal Naseer, Rao Muhammad Anwer, Salman Khan, Michael Felsberg, Mubarak Shah, and Fahad Shahbaz Khan. Composed video retrieval via enriched context and discriminative embeddings. In *Proceedings of the IEEE/CVF Conference on Computer Vision and Pattern Recognition*, pages 26896–26906, 2024. 6, 7
- [35] David Werner Tscholl, Julian Rössler, Sadiq Said, Alexander Kaserer, Donat Rudolf Spahn, and Christoph Beat Nöthiger. Situation awareness-oriented patient monitoring with visual patient technology: A qualitative review of the primary research. *Sensors*, 20(7):2112, 2020. 1
- [36] Anwaar Ulhaq, Naveed Akhtar, Ganna Pogrebna, and Ajmal Mian. Vision transformers for action recognition: A survey. *arXiv preprint arXiv:2209.05700*, 2022. 3
- [37] Ashmal Vayani, Dinura Dissanayake, Hasindri Watawana, Noor Ahsan, Nevasini Sasikumar, Omkar Thawakar, Henok Biadgign Ademtew, Yahya Hmaiti, Amandeep Kumar, Kartik Kuckreja, et al. All languages matter: Evaluating llms on culturally diverse 100 languages. *arXiv preprint arXiv:2411.16508*, 2024. 4
- [38] Lucas Ventura, Antoine Yang, Cordelia Schmid, and Gül Varol. Covr: Learning composed video retrieval from web video captions. In *Proceedings of the AAAI Conference on Artificial Intelligence*, pages 5270–5279, 2024. 1, 3, 4, 6, 7, 19
- [39] Nam Vo, Lu Jiang, Chen Sun, Kevin Murphy, Li-Jia Li, Li Fei-Fei, and James Hays. Composing text and image for image retrieval—an empirical odyssey. In *Proceedings of the IEEE/CVF conference on computer vision and pattern recognition*, pages 6439–6448, 2019. 3
- [40] Peng Wang, Shuai Bai, Sinan Tan, Shijie Wang, Zhihao Fan, Jinze Bai, Keqin Chen, Xuejing Liu, Jialin Wang, Wenbin Ge, et al. Qwen2-vl: Enhancing vision-language model’s perception of the world at any resolution. *arXiv preprint arXiv:2409.12191*, 2024. 3
- [41] Hui Wu, Yupeng Gao, Xiaoxiao Guo, Ziad Al-Halah, Steven Rennie, Kristen Grauman, and Rogerio Feris. Fashion iq: A new dataset towards retrieving images by natural language feedback. In *Proceedings of the IEEE/CVF Conference on computer vision and pattern recognition*, pages 11307–11317, 2021. 4
- [42] Jun Xu, Tao Mei, Ting Yao, and Yong Rui. Msr-vtt: A large video description dataset for bridging video and language. In *Proceedings of the IEEE conference on computer vision and pattern recognition*, pages 5288–5296, 2016. 3
- [43] Jinglin Xu, Yongming Rao, Xumin Yu, Guangyi Chen, Jie Zhou, and Jiwen Lu. Finediving: A fine-grained dataset for procedure-aware action quality assessment. In *Proceedings of the IEEE/CVF conference on computer vision and pattern recognition*, pages 2949–2958, 2022. 1, 3, 4, 12, 13, 17
- [44] Xuanhui Xu, Eleni Mangina, and Abraham G Campbell. Hmd-based virtual and augmented reality in medical education: a systematic review. *Frontiers in Virtual Reality*, 2: 692103, 2021. 1
- [45] Taojiannan Yang, Yi Zhu, Yusheng Xie, Aston Zhang, Chen Chen, and Mu Li. Aim: Adapting image models for efficient video action recognition. *arXiv preprint arXiv:2302.03024*, 2023. 5
- [46] Sasi Kiran Yelamarthi, Shiva Krishna Reddy, Ashish Mishra, and Anurag Mittal. A zero-shot framework for sketch based image retrieval. In *Proceedings of the European Conference on Computer Vision (ECCV)*, pages 300–317, 2018. 1
- [47] WU Yue, Zhaobo Qi, Yiling Wu, Junshu Sun, Yaowei Wang, and Shuhui Wang. Learning fine-grained representations through textual token disentanglement in composed video retrieval. In *The Thirteenth International Conference on Learning Representations*, 2025. 3, 4
- [48] Xin Zhang, Yanzhao Zhang, Wen Xie, Mingxin Li, Ziqi Dai, Dingkun Long, Pengjun Xie, Meishan Zhang, Wenjie Li, and Min Zhang. Gme: Improving universal multimodal retrieval by multimodal llms. *arXiv preprint arXiv:2412.16855*, 2024. 3, 7
- [49] Yue Zhao, Ishan Misra, Philipp Krähenbühl, and Rohit Girdhar. Learning video representations from large language models. In *Proceedings of the IEEE/CVF Conference on Computer Vision and Pattern Recognition*, pages 6586–6597, 2023. 7, 16, 17
- [50] Junjie Zhou, Zheng Liu, Shitao Xiao, Bo Zhao, and Yongping Xiong. Vista: visualized text embedding for universal multimodal retrieval. *arXiv preprint arXiv:2406.04292*, 2024. 3
- [51] Tianshuo Zhou, Sen Mei, Xinze Li, Zhenghao Liu, Chenyan Xiong, Zhiyuan Liu, Yu Gu, and Ge Yu. Marvel: unlock-



- ing the multi-modal capability of dense retrieval via visual module plugin. *arXiv preprint arXiv:2310.14037*, 2023. [3](#)
- [52] Bin Zhu, Bin Lin, Munan Ning, Yang Yan, Jiaxi Cui, HongFa Wang, Yatian Pang, Wenhao Jiang, Junwu Zhang, Zongwei Li, et al. Languagebind: Extending video-language pretraining to n-modality by language-based semantic alignment. *arXiv preprint arXiv:2310.01852*, 2023. [7](#)

# Supplementary Material

## A. TF-CoVR Statistics and Modification Lexicon

**TF-CoVR Statistics** We present detailed statistics on the distribution of video counts per label in *TF-CoVR*, which comprises a diverse set of 306 annotated sub-actions. Figures A1 and A2 show the label-wise video distribution for the *FineGym* [31] and *FineDiving* [43] subsets of *TF-CoVR*, respectively. Both distributions are plotted on a logarithmic scale to emphasize the long-tailed nature of label frequencies. In *FineGym*, many labels have several hundred to over a thousand associated videos, with a gradual decline across the distribution. This results in broad coverage of fine-grained sub-actions. By contrast, *FineDiving* exhibits a steeper drop in video count per label, primarily due to its smaller dataset size. Nevertheless, a substantial number of labels still contain more than 30 samples, preserving enough diversity to support *temporal fine-grained composed video retrieval*. *TF-CoVR* thus serves as a strong benchmark for learning and evaluating fine-grained temporal reasoning in the composed video retrieval task.

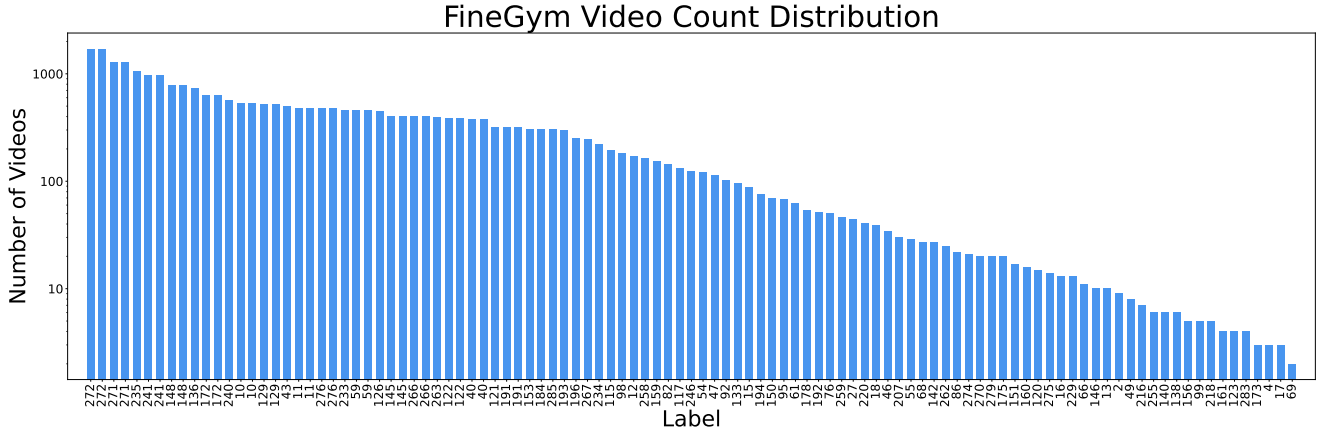


Figure A1. Label-wise video count distribution in the *FineGym* subset of *TF-CoVR*. A logarithmic scale is used on the y-axis to highlight the steep drop in video counts per label due to the smaller dataset size. Note that only a subset of all labels is shown for clarity.

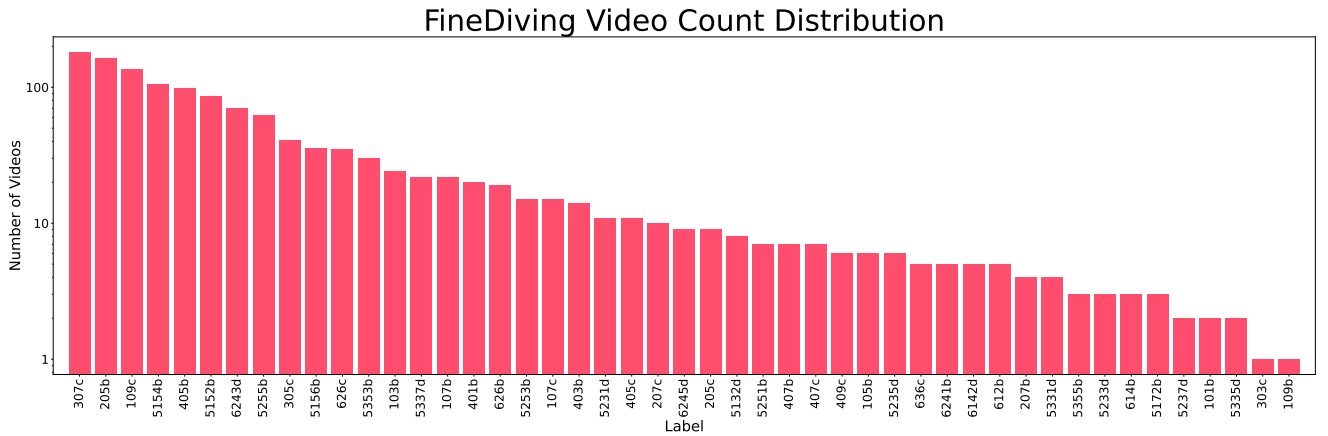


Figure A2. Label-wise video count distribution in the *FineDiving* subset of *TF-CoVR*. The y-axis is plotted on a logarithmic scale to highlight the steep drop in video counts per label due to the smaller dataset size, while still preserving label diversity.





### In-Context Examples:

**Source Description:** Inward, 3.5 Soms.Tuck, Entry  
**Target Description:** Inward, 4.5 Soms.Tuck, Entry  
**Modification text:** Show with 4.5 somersaults Tuck.

**Source Description:** Inward, 3.5 Soms.Tuck, Entry  
**Target Description:** Inward, 2.5 Soms.Tuck, Entry  
**Modification text:** Show with 2.5 somersaults Tuck.

**Source Description:** Back, 1.5 Twists, 2.5 Soms.Pike, Entry  
**Target Description:** Back, 2.5 Twists, 1.5 Soms.Pike, Entry  
**Modification text:** Show with 2.5 twists and 1.5 somersaults.

**Source Description:** Forward, 3.5 Soms.Pike, Entry  
**Target Description:** Forward, 1.5 Soms.Pike, Entry  
**Modification text:** Show with 1.5 somersaults.

**Source Description:** Arm.Back, 2.5 Twists, 2 Soms.Pike, Entry  
**Target Description:** Arm.Back, 1.5 Twists, 2 Soms.Pike, Entry  
**Modification text:** Show with 1.5 twists.

### Modification Generation Prompt for FineGym

You are an expert in designing tasks that require understanding the transformation between two description, specifically for video descriptions. Your goal is to ensure that the instructions you provide are concise, accurate, and focused on the necessary modifications between the source and target description.

#### Instructions:

1. Analyze the given source and target description.
2. Identify the changes between the source and target description.
3. Write an instruction that describes only the transformation required to achieve the target description from the source.
4. Ensure the instruction is as short as possible, focusing on actions. Mention objects only when absolutely necessary.
5. Do not describe objects or actions common to both descriptions. Use pronouns when appropriate.
6. Your response should focus only on the transformation, without extraneous details or repetitions.

#### Remember:

- Keep the instruction concise and focus only on the transformation required.
- Avoid redundant details or describing elements unchanged between source and target descriptions.

### In-Context Examples:

**Source Narration:** (VT) round-off, flic-flac with 0.5 turn on, stretched salto forward with 1.5 turn off.  
**Target Narration:** (VT) round-off, flic-flac with 0.5 turn on, stretched salto forward with 0.5 turn off.  
**Instruction:** show with 0.5 turn.

**Source Narration:** (VT) round-off, flic-flac with 0.5 turn on, stretched salto forward with 1.5 turn off.  
**Target Narration:** (VT) round-off, flic-flac with 0.5 turn on, stretched salto forward with 1 turn off.  
**Instruction:** show with 1 turn.

**Source Narration:** (VT) round-off, flic-flac with 0.5 turn on, stretched salto forward with 1.5 turn off.  
**Target Narration:** (VT) round-off, flic-flac with 0.5 turn on, 0.5 turn to piked salto backward off.  
**Instruction:** show 0.5 turn with spiked salto backward.

**Source Narration:** (VT) round-off, flic-flac with 0.5 turn on, stretched salto forward with 1.5 turn off.  
**Target Narration:** (VT) round-off, flic-flac with 1 turn on, piked salto backward off.  
**Instruction:** show flic-flac with 1 turn and piked salto backward.

**Source Narration:** (VT) round-off, flic-flac with 0.5 turn on, stretched salto forward with 0.5 turn off.  
**Target Narration:** (VT) round-off, flic-flac with 0.5 turn on, stretched salto forward with 1.5 turn off.  
**Instruction:** show with 1.5 turn.

**Source Narration:** (VT) round-off, flic-flac with 0.5 turn on, piked salto forward off.  
**Target Narration:** (VT) round-off, flic-flac with 0.5 turn on, stretched salto forward with 1.5 turn off.  
**Instruction:** show stretched salto forward with 1.5 turn.

**Source Narration:** (VT) round-off, flic-flac with 0.5 turn on, piked salto forward off.  
**Target Narration:** (VT) round-off, flic-flac with 1 turn on, piked salto backward off.  
**Instruction:** show flic-flac with 1 turn and piked salto backward.

**Source Narration:** (VT) round-off, flic-flac with 1 turn on, piked salto backward off.  
**Target Narration:** (VT) round-off, flic-flac with 0.5 turn on, piked salto forward off.  
**Instruction:** show flic-flac with 0.5 turn and piked salto forward.

**Source Narration:** (VT) tsukahara stretched with 2 turn.  
**Target Narration:** (VT) tsukahara stretched with 1 turn.  
**Instruction:** show with 1 turn.

**Source Narration:** (VT) tsukahara stretched with 2 turn.  
**Target Narration:** (VT) tsukahara tucked with 1 turn.  
**Instruction:** show tucked with 1 turn.

**Source Narration:** (VT) tsukahara stretched salto.  
**Target Narration:** (VT) tsukahara stretched without salto.  
**Instruction:** show without salto.

**Source Narration:** (FX) switch leap with 0.5 turn.  
**Target Narration:** (BB) switch leap with 0.5 turn.  
**Instruction:** show on BB.

**Source Narration:** (FX) switch leap with 0.5 turn.  
**Target Narration:** (FX) split jump with 0.5 turn.  
**Instruction:** show a split jump.

**Source Narration:** (FX) switch leap with 0.5 turn.  
**Target Narration:** (FX) switch leap.  
**Instruction:** show a switch leap with no turn.

**Source Narration:** (FX) switch leap with 1 turn.  
**Target Narration:** (BB) split leap with 1 turn.  
**Instruction:** show a split leap on BB.

**Source Narration:** (FX) stag jump.  
**Target Narration:** (FX) stag ring jump.  
**Instruction:** show with ring.

**Source Narration:** (FX) tuck hop or jump with 1 turn.  
**Target Narration:** (FX) wolf hop or jump with 1 turn.  
**Instruction:** show wolf hop.

**Source Narration:** (FX) pike jump with 1 turn.  
**Target Narration:** (BB) straddle pike jump with 1 turn.  
**Instruction:** show straddle pike jump on BB.

**Source Narration:** (UB) (swing forward) salto backward stretched.  
**Target Narration:** (UB) (swing backward) double salto forward tucked with 0.5 turn.  
**Instruction:** show (swing backward) double salto forward tucked with 0.5 turn.

**Source Narration:** (UB) (swing forward) double salto backward stretched with 1 turn.  
**Target Narration:** (UB) (swing forward) salto backward stretched with 2 turn.  
**Instruction:** show salto backward stretched with 2 turn.

## C. Limitations of Existing Captioning Models

We present a detailed comparison between the captions generated by existing video captioning models and the structured descriptions curated for our *TF-CoVR* dataset. As *TF-CoVR* is designed around triplets centered on fine-grained temporal actions, it is essential that captioning models capture key elements such as action type, number of turns, and the apparatus involved. Our analysis shows that current models, such as LaVila [49] and VideoXL [32], often fail to identify these fine-grained details, underscoring their limitations in handling temporally precise and action-specific scenarios.

**Caption Generation Template for VideoXL** To generate technically accurate captions for gymnastics and diving routines, we supply VideoXL with domain-specific prompts tailored to each sport. These prompts incorporate specialized vocabulary and structured syntax to align with official judging terminology. In both sports, subtle variations, such as differences in twist count, body position, or apparatus, convey distinct semantic meaning. To capture this level of granularity, we apply strict formatting constraints and exemplar-based guidance during prompting. While this structured approach helps VideoXL focus on fine-grained action details, the generated captions still exhibit inconsistencies and often fail to capture critical aspects of the routines with sufficient reliability.

### VideoXL Caption Generation Prompt for FineGym

You are an expert gymnastics judge.

Your task is to provide a **strictly formatted, concise technical caption** for the gymnast's routine. Use **official gymnastics vocabulary only** (e.g., round-off, flic-flac, salto, tuck, pike, layout).

DO NOT describe emotions, strength, balance, or control.

DO NOT explain what it "shows" or "demonstrates."

DO NOT use generic verbs like "move", "flip", "spin", "pose", etc.

Include:

- Entry move (e.g., round-off)
- Main move (e.g., double back salto)
- Body position (e.g., tuck, layout, pike)
- Number of twists or somersaults (e.g., 1.5 twists, triple salto)
- Apparatus name if identifiable

Only output a **single-line caption**, no lists, no bullets, no extra sentences.

Format: [Technical move sequence with turns and position].

(Apparatus: [FX / VT / BB / UB / Unknown])

Examples:

- Round-off, flic-flac, double tuck salto with 1.5 twist. (Apparatus: FX)
- Back handspring to layout salto with full twist. (Apparatus: BB)
- Stretched salto backward with 2.5 twists. (Apparatus: VT)

### VideoXL Caption Generation Prompt for FineDiving

You are an expert **diving judge**.

Your task is to provide a **strictly formatted, concise technical caption** for the diver's routine based on official diving terminology. Use terms defined by **FINA** and standard competition vocabulary.

DO NOT describe emotions, grace, beauty, or control. DO NOT narrate or explain what it "shows" or "demonstrates."

DO NOT use vague verbs like "moves", "flips", "spins", or any stylistic language.

Include:

- Takeoff direction (e.g., forward, backward, reverse, inward, armstand)
- Number of somersaults (e.g., 1.5, 2.5, 3.5)
- Number of twists (if any)
- Body position (tuck, pike, layout, free)
- Entry type if clear (e.g., vertical entry, feet-first)
- Platform or springboard (if inferable, e.g., 10m platform, 3m springboard)

Only output a **single-line caption**, no bullets, no extra explanation.

Format:

[Takeoff type], [# somersaults] somersaults, [# twists if any] twists, [body position].

(Platform: [10m / 3m / Unknown])

Examples:

- Backward takeoff, 2.5 somersaults, tuck. (Platform: 10m)
- Reverse takeoff, 1.5 somersaults, 1 twist, pike. (Platform: 3m)
- Armstand, 2.5 somersaults, layout. (Platform: Unknown)

**Caption Generation Template for LaViLa** As an alternative to VideoXL, we also experimented with LaViLa [49], a general-purpose multimodal model, to generate captions for both query and target videos. We selected LaViLa based on its prior application in EgoCVR [9], a task closely related to CoVR. However, the captions produced by LaViLa lacked the fine-grained detail and domain-specific terminology needed to accurately describe gymnastics and diving routines. This gap is illustrated in Table C1 and Table C2, which compare the official label descriptions from *FineGym* [31] and *FineDiving* [43] with captions generated by LaViLa and VideoXL.

Table C1. Comparison between ground-truth action labels from FineGym and the captions generated by LaViLa and VideoXL. The examples illustrate the inability of both models, particularly LaViLa, to capture fine-grained, domain-specific details such as action type, twist count, and apparatus, which are critical for tasks like *TF-CoVR*.

Ground-Truth Label	LaViLa Caption	VideoXL Caption
(Vault) round-off, flic-flac with 0.5 turn on, stretched salto forward with 0.5 turn off	#O A man Y walks around the game	Action: Back Handstand, Turns: 2
(Vault) round-off, flic-flac on, stretched salto backward with 1 turn off	#O person X runs on the ground	Action: Flip, Turns: 3
(Floor Exercise) switch leap with 0.5 turn	#O The woman A runs towards the woman Y	Action: Flip on the floor, Turns: 3
(Floor Exercise) switch leap with 1 turn	#O The man Y jumps down from the wall	Action: Handstand walk with hand release, Turns: 3
(Floor Exercise) johnson with additional 0.5 turn	#O The man Y runs towards the man X	Action: Flip, Turns: 0, Action: Dive, Turns: 0
(Floor Exercise) 2 turn in back attitude, knee of free leg at horizontal throughout turn	#O The woman B falls to the floor	Action: Twirl, Turns: 0
(Floor Exercise) 3 turn on one leg, free leg optional below horizontal	#O The woman Y walks away from the woman X	Action: Flip, Turns: 1
(Floor Exercise) salto forward tucked	#O The woman A raises her hands up	Action: Handstand, Turns: 4
(Floor Exercise) salto forward stretched with 1 twist	#O The woman X throws the ball with the tennis	Action: Handstand on Rungs, Turns: 15
(Floor Exercise) salto backward stretched with 3 twist	#O The man Y throws the slate in his right hand to the ground	Action: Jump from Bar, Turns: 2

Table C2. Comparison between ground-truth action labels from FineDiving and captions generated by LaViLa and VideoXL. The examples highlight both models' limitations in capturing critical diving-specific details such as somersault count, twist degree, and entry type. While VideoXL occasionally identifies general action categories, it often fails to reflect the structured semantics required for fine-grained tasks like *TF-CoVR*.

Ground-Truth Label	LaViLa Caption	VideoXL Caption
Arm.Forward, 2 Soms.Pike, 3.5 Twists	#O The man X jumps down from the playground slide	Action: Diving, Backflip, Half Turn, T-Walk, Kick flip, Headstand, Handstand, Turns: 3
Arm.Back, 1.5 Twists, 2 Soms.Pike, Entry	#O The girl X jumps down from the playhouse	Action: Flip, Turns: 2
Arm.Back, 2.5 Twists, 2 Soms.Pike, Entry	#O The man X walks down a stair with the rope in his right hand	Action: Gymnasty Turn, Turns: 4
Inward, 3.5 Soms.Pike, Entry	#C C looks at the person in the swimming	Action: Backflip, Turns: 2
Forward, 3.5 Soms.Pike, Entry	#C C shakes his right hand	Action: Dive, Turns: 2

Although LaViLa performs well on general video-language benchmarks, it lacks the domain-specific understanding necessary to capture the structured and fine-grained nature of *TF-CoVR* videos. In contrast, targeted prompting with VideoXL produces more consistent and detailed captions, yet it still falls short in accurately identifying the specific actions depicted in *TF-CoVR*.

## D. Experimental Setup

We evaluate *TF-CoVR* using retrieval-specific metrics, namely mean Average Precision at K ( $mAP@K$ ) for  $K \in \{5, 10, 25, 50\}$ . All models are trained and evaluated on the *TF-CoVR* dataset using varying video-text encoding strategies and fusion



mechanisms.

**Video and Text Input Settings.** We sample 12 uniformly spaced frames from each video and resize them to fit the input dimensions of the pretrained visual backbones. For text input, the modification texts are tokenized using the tokenizer corresponding to each text encoder (e.g., CLIP or BLIP) and passed to the model without truncation whenever possible.

**Text Encoder Evaluation.** To evaluate the impact of different text encoders on the *TF-CoVR-Base* model, we conducted experiments using two popular pretrained vision-language models: CLIP and BLIP. Both models were used to encode the *modification text* inputs, while the visual backbone and fusion mechanism were held constant (MLP-based fusion with 12-frame video inputs). As shown in Table D3, BLIP consistently outperforms CLIP across all  $mAP@K$  metrics, suggesting a stronger ability to capture the semantic nuances of the modification texts. Each experiment was repeated five times, and we report the mean and standard deviation to ensure robustness.

Table D3. Evaluation of *TF-CoVR-Base* fine-tuned on *TF-CoVR* with different text encoders using  $mAP@K$  for  $K \in \{5, 10, 25, 50\}$ . We ran each experiment five times and report mean and standard deviation in the following table

Modalities		Model	Text	Fusion	#Query	#Target	mAP@K ( $\uparrow$ )			
Video	Text						5	10	25	50
✓	✓	TF-CoVR-Base	CLIP	MLP	12	12	$18.30 \pm 0.35$	$20.59 \pm 0.30$	$22.89 \pm 0.27$	$23.64 \pm 0.27$
✓	✓	TF-CoVR-Base	BLIP	MLP	12	12	$20.62 \pm 0.25$	$23.17 \pm 0.34$	$25.17 \pm 0.28$	$25.88 \pm 0.25$

**Fusion Module.** We use a lightweight multi-layer perceptron (MLP) with two hidden layers and ReLU activation to combine visual and textual features, enabling efficient multimodal fusion while preserving architectural simplicity.

**Training and Evaluation Protocols.** We fine-tune each model using the AdamW optimizer with a learning rate of  $1 \times 10^{-4}$  and a batch size of 512. Each model is trained for 100 epochs. All configurations are evaluated across five random seeds to ensure statistical reliability.

**Hardware and Compute Resources.** All experiments were conducted on four NVIDIA A100 GPU with 80GB of memory each.

## E. TF-CoVR Visualization

*TF-CoVR* (Figure E4) offers a clear, structured visualization of the Composed Video Retrieval (CoVR) task, specifically designed for fine-grained temporal understanding. Unlike prior CoVR benchmarks such as WebVid CoVR [38] and EgoCVR [9], which often rely on broad scene-level changes or object variations, *TF-CoVR* centers on subtle, motion-centric transformations. These include variations in the number of turns, transitions between salto types (e.g., *tucked*, *piked*, or *stretched*), and the inclusion or omission of rotational components in gymnastic leaps.

Each row in the figure illustrates a triplet: the left column displays the *query video*, the right shows the corresponding *target video*, and the center presents the *modification text* describing the transformation required to reach the target. *TF-CoVR* emphasizes action-specific, apparatus-consistent changes, where even subtle variations in movement or rotation denote semantically distinct actions. By controlling for background and scene context, the figure isolates fine-grained motion differences as the primary signal for retrieval. This makes *TF-CoVR* a strong benchmark for assessing whether models can accurately retrieve videos based on instruction-driven, temporally grounded modifications. Additional visualizations of *TF-CoVR* are provided in Figures E5 and E6.

## F. Institutional Review Board (IRB) Approval

*TF-CoVR* uses publicly available videos from the *FineGym* and *FineDiving* datasets. Access to these videos is subject to the licensing terms specified by the respective dataset providers. To support reproducibility, we released the video and text embeddings generated during our experiments.

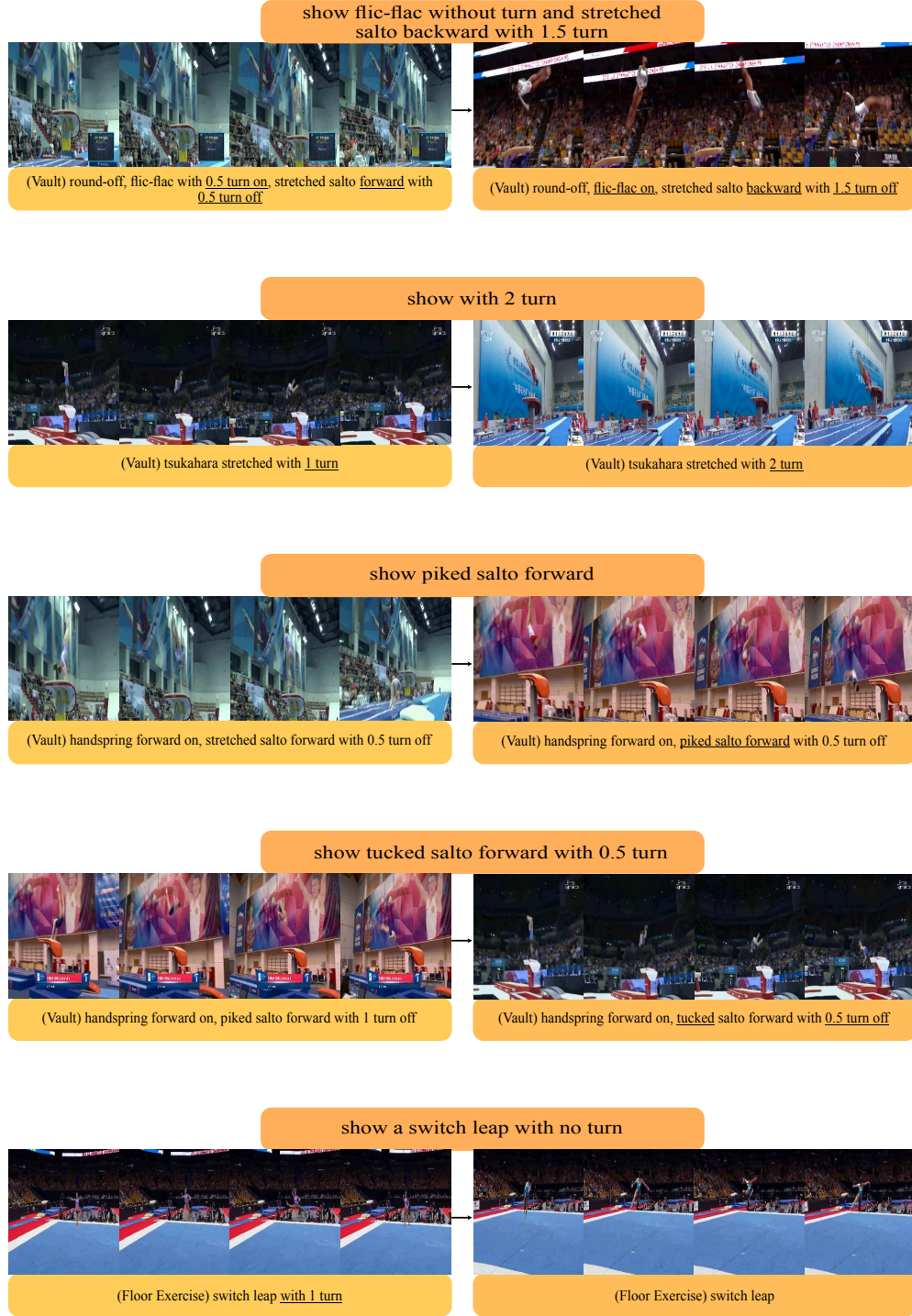


Figure E4. Qualitative examples from *TF-CoVR* showcasing motion-centric transformations for fine-grained temporal action retrieval. The examples span diverse gymnastic events such as *vaults* and *floor exercises*, where subtle differences in execution such as changing from a *stretched* to a *tucked salto*, increasing the number of turns from *one* to *two*, or removing rotation in a *switch leap* define the compositional shift. The captions explicitly highlight these movement attributes, enabling precise instruction-based retrieval grounded in temporal dynamics rather than visual appearance or scene context. This focus on action semantics and minimal visual distraction distinguishes *TF-CoVR* from prior CoVR datasets.

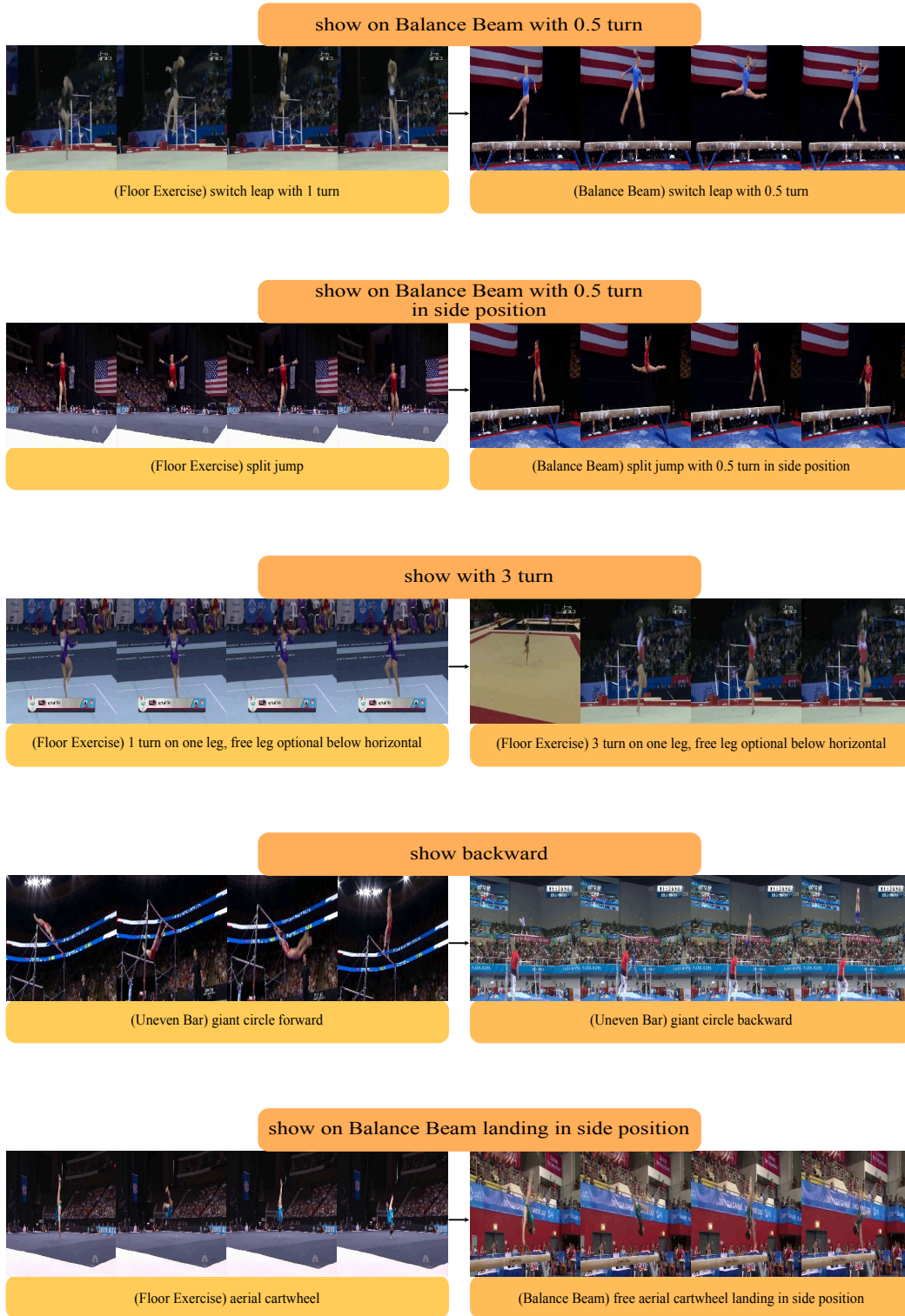


Figure E5. Additional examples from *TF-CoVR* demonstrating temporally grounded modifications across multiple apparatuses. Each triplet reflects precise motion-based transformations driven by modification instructions, such as “show with 3 turn”, “show on Balance Beam with 0.5 turn in side position”, or “show backward”.





Figure E6. *TF-CoVR* triplets from diving events demonstrating precise compositional modifications based on somersault count, twist count, and direction. Examples include transformations such as “*Show with 4.5 somersaults*,” “*Change direction to inward*,” “*Change direction to inward and show with 1.5 somersaults*,” “*Show with 2 twists*”, and “*Change direction to forward*”. Each caption specifies critical motion semantics like entry type, direction (*forward* or *inward*), somersault type (*Tuck* or *Pike*), and twist count, enabling controlled retrieval grounded in temporally fine-grained action variations.

Label 1	Caption 1	Label 2	Caption 2	Label 3	Caption 3
0	(Vault) round-off, flic-flac with 0.5 turn on, stretched salto forward with 1.5 turn off	1	(Vault) round-off, flic-flac with 0.5 turn on, stretched salto forward with 0.5 turn off	2	(Vault) round-off, flic-flac with 0.5 turn on, stretched salto forward with 1 turn off
3	(Vault) round-off, flic-flac with 0.5 turn on, stretched salto forward with 2 turn off	4	(Vault) round-off, flic-flac with 0.5 turn on, 0.5 turn to piked salto backward off	5	(Vault) round-off, flic-flac with 0.5 turn on, piked salto forward with 0.5 turn off
6	(Vault) round-off, flic-flac with 0.5 turn on, piked salto forward off	7	(Vault) round-off, flic-flac with 0.5 turn on, tucked salto forward with 0.5 turn off	8	(Vault) round-off, flic-flac with 1 turn on, stretched salto backward with 1 turn off
9	(Vault) round-off, flic-flac with 1 turn on, piked salto backward off	10	(Vault) round-off, flic-flac on, stretched salto backward with 2 turn off	11	(Vault) round-off, flic-flac on, stretched salto backward with 1 turn off
12	(Vault) round-off, flic-flac on, stretched salto backward with 1.5 turn off	13	(Vault) round-off, flic-flac on, stretched salto backward with 0.5 turn off	14	(Vault) round-off, flic-flac on, stretched salto backward with 2.5 turn off
15	(Vault) round-off, flic-flac on, stretched salto backward off	16	(Vault) round-off, flic-flac on, piked salto backward off	17	(Vault) round-off, flic-flac on, tucked salto backward off
18	(Vault) tsukahara stretched with 2 turn	19	(Vault) tsukahara stretched with 1 turn	20	(Vault) tsukahara stretched with 1.5 turn
21	(Vault) tsukahara stretched with 0.5 turn	22	(Vault) tsukahara stretched salto	23	(Vault) tsukahara stretched without salto
28	(Vault) tsukahara tucked with 1 turn	28	(Vault) handspring forward on, stretched salto forward with 1.5 turn off	28	(Vault) handspring forward on, stretched salto forward with 0.5 turn off
29	(Vault) handspring forward on, stretched salto forward with 1 turn off	28	(Vault) handspring forward on, piked salto forward with 0.5 turn off	31	(Vault) handspring forward on, piked salto forward with 1 turn off
32	(Vault) handspring forward on, piked salto forward off	33	(Vault) handspring forward on, tucked salto forward with 0.5 turn off	34	(Vault) handspring forward on, tucked salto forward with 1 turn off
35	(Vault) handspring forward on, tucked double salto forward off	36	(Vault) handspring forward on, tucked salto forward off	37	(Vault) handspring forward on, 1.5 turn off
38	(Vault) handspring forward on, 1 turn off	40	(Floor Exercise) switch leap with 0.5 turn	41	(Floor Exercise) switch leap with 1 turn
42	(Floor Exercise) split leap with 0.5 turn	43	(Floor Exercise) split leap with 1 turn	44	(Floor Exercise) split leap with 1.5 turn or more
45	(Floor Exercise) switch leap	46	(Floor Exercise) split leap forward	47	(Floor Exercise) split jump with 1 turn
48	(Floor Exercise) split jump with 0.5 turn	49	(Floor Exercise) split jump with 1.5 turn	51	(Floor Exercise) split jump
52	(Floor Exercise) johnson with additional 0.5 turn	53	(Floor Exercise) johnson	54	(Floor Exercise) straddle pike or side split jump with 1 turn
55	(Floor Exercise) straddle pike or side split jump with 0.5 turn	56	(Floor Exercise) straddle pike jump or side split jump	57	(Floor Exercise) stag ring jump
58	(Floor Exercise) switch leap to ring position with 1 turn	59	(Floor Exercise) switch leap to ring position	60	(Floor Exercise) split leap with 1 turn or more to ring position
61	(Floor Exercise) split ring leap	62	(Floor Exercise) ring jump	63	(Floor Exercise) split jump with 1 turn or more to ring position
65	(Floor Exercise) stag jump	66	(Floor Exercise) tuck hop or jump with 1 turn	67	(Floor Exercise) tuck hop or jump with 2 turn
68	(Floor Exercise) stretched hop or jump with 1 turn	69	(Floor Exercise) pike jump with 1 turn	70	(Floor Exercise) sheep jump
71	(Floor Exercise) wolf hop or jump with 1 turn	73	(Floor Exercise) wolf hop or jump	76	(Floor Exercise) cat leap
77	(Floor Exercise) hop with 0.5 turn free leg extended above horizontal throughout	78	(Floor Exercise) hop with 1 turn free leg extended above horizontal throughout	81	(Floor Exercise) 3 turn with free leg held upward in 180 split position throughout turn



Label 1	Caption 1	Label 2	Caption 2	Label 3	Caption 3
82	(Floor Exercise) 2 turn with free leg held upward in 180 split position throughout turn	83	(Floor Exercise) 1 turn with free leg held upward in 180 split position throughout turn	84	(Floor Exercise) 3 turn in tuck stand on one leg, free leg straight throughout turn
85	(Floor Exercise) 2 turn in tuck stand on one leg, free leg straight throughout turn	86	(Floor Exercise) 1 turn in tuck stand on one leg, free leg optional	88	(Floor Exercise) 2 turn in back attitude, knee of free leg at horizontal throughout turn
89	(Floor Exercise) 1 turn in back attitude, knee of free leg at horizontal throughout turn	90	(Floor Exercise) 4 turn on one leg, free leg optional below horizontal	91	(Floor Exercise) 3 turn on one leg, free leg optional below horizontal
92	(Floor Exercise) 2 turn on one leg, free leg optional below horizontal	93	(Floor Exercise) 1 turn on one leg, free leg optional below horizontal	94	(Floor Exercise) 2 turn or more with heel of free leg forward at horizontal throughout turn
95	(Floor Exercise) 1 turn with heel of free leg forward at horizontal throughout turn	97	(Floor Exercise) aerial cartwheel	98	(Floor Exercise) arabian double salto tucked
99	(Floor Exercise) double salto forward tucked with 0.5 twist	100	(Floor Exercise) double salto forward tucked	101	(Floor Exercise) salto forward tucked
102	(Floor Exercise) arabian double salto piked	105	(Floor Exercise) double salto forward piked	104	(Floor Exercise) salto forward piked
105	(Floor Exercise) aerial walkover forward	106	(Floor Exercise) salto forward stretched with 2 twist	107	(Floor Exercise) salto forward stretched with 1 twist
108	(Floor Exercise) salto forward stretched with 1.5 twist	109	(Floor Exercise) salto forward stretched with 0.5 twist	110	(Floor Exercise) salto forward stretched, feet land successively
111	(Floor Exercise) salto forward stretched, feet land together	112	(Floor Exercise) double salto backward stretched with 2 twist	113	(Floor Exercise) double salto backward stretched with 1 twist
114	(Floor Exercise) double salto backward stretched with 0.5 twist	115	(Floor Exercise) double salto backward stretched	116	(Floor Exercise) salto backward stretched with 3 twist
117	(Floor Exercise) salto backward stretched with 2 twist	118	(Floor Exercise) salto backward stretched with 1 twist	119	(Floor Exercise) salto backward stretched
120	(Floor Exercise) salto backward stretched with 3.5 twist	121	(Floor Exercise) salto backward stretched with 2.5 twist	122	(Floor Exercise) salto backward stretched with 1.5 twist
123	(Floor Exercise) salto backward stretched with 0.5 twist	124	(Floor Exercise) double salto backward tucked with 2 twist	128	(Floor Exercise) double salto backward tucked with 1 twist
126	(Floor Exercise) double salto backward tucked	128	(Floor Exercise) salto backward tucked	128	(Floor Exercise) double salto backward piked with 1 twist
129	(Floor Exercise) double salto backward piked	133	(Balance Beam) split jump with 0.5 turn in side position	134	(Balance Beam) split jump with 0.5 turn
135	(Balance Beam) split jump with 1 turn	136	(Balance Beam) split jump	137	(Balance Beam) straddle pike jump with 0.5 turn in side position
138	(Balance Beam) straddle pike jump with 0.5 turn	139	(Balance Beam) straddle pike jump with 1 turn	140	(Balance Beam) straddle pike jump or side split jump in side position
141	(Balance Beam) straddle pike jump or side split jump	142	(Balance Beam) stag-ring jump	143	(Balance Beam) ring jump
144	(Balance Beam) split ring jump	145	(Balance Beam) switch leap with 0.5 turn	146	(Balance Beam) switch leap with 1 turn
147	(Balance Beam) split leap with 1 turn	148	(Balance Beam) switch leap	150	(Balance Beam) split leap forward
151	(Balance Beam) johnson with additional 0.5 turn	152	(Balance Beam) johnson	153	(Balance Beam) switch leap to ring position
154	(Balance Beam) split ring leap	155	(Balance Beam) tuck hop or jump with 1 turn	156	(Balance Beam) tuck hop or jump with 0.5 turn
158	(Balance Beam) stretched jump/hop with 1 turn	159	(Balance Beam) sheep jump	160	(Balance Beam) wolf hop or jump with 1 turn
161	(Balance Beam) wolf hop or jump with 0.5 turn	162	(Balance Beam) wolf hop or jump	163	(Balance Beam) cat leap

Label 1	Caption 1	Label 2	Caption 2	Label 3	Caption 3
165	(Balance Beam) 1.5 turn with free leg held upward in 180 split position throughout turn	166	(Balance Beam) 1 turn with free leg held upward in 180 split position throughout turn	167	(Balance Beam) 1.5 turn with heel of free leg forward at horizontal throughout turn
168	(Balance Beam) 2 turn with heel of free leg forward at horizontal throughout turn	169	(Balance Beam) 1 turn with heel of free leg forward at horizontal throughout turn	170	(Balance Beam) 2 turn on one leg, free leg optional below horizontal
171	(Balance Beam) 1.5 turn on one leg, free leg optional below horizontal	172	(Balance Beam) 1 turn on one leg, free leg optional below horizontal	173	(Balance Beam) 1 turn on one leg, thigh of free leg at horizontal, backward upward throughout turn
174	(Balance Beam) 2.5 turn in tuck stand on one leg, free leg optional	175	(Balance Beam) 1.5 turn in tuck stand on one leg, free leg optional	176	(Balance Beam) 3 turn in tuck stand on one leg, free leg optional
177	(Balance Beam) 2 turn in tuck stand on one leg, free leg optional	178	(Balance Beam) 1 turn in tuck stand on one leg, free leg optional	179	(Balance Beam) jump forward with 0.5 twist and salto backward tucked
180	(Balance Beam) salto backward tucked with 1 twist	181	(Balance Beam) salto backward tucked	182	(Balance Beam) salto backward piked
183	(Balance Beam) gainer salto backward stretched-step out (feet land successively)	184	(Balance Beam) salto backward stretched-step out (feet land successively)	185	(Balance Beam) salto backward stretched with 1 twist
186	(Balance Beam) salto backward stretched with legs together	187	(Balance Beam) salto sideward tucked with 0.5 turn, take off from one leg to side stand	188	(Balance Beam) salto sideward tucked, take off from one leg to side stand
189	(Balance Beam) free aerial cartwheel landing in side position	191	(Balance Beam) free aerial cartwheel landing in cross position	192	(Balance Beam) arabian salto tucked
193	(Balance Beam) salto forward tucked to cross stand	194	(Balance Beam) salto forward piked to cross stand	195	(Balance Beam) salto forward tucked (take-off from one leg to stand on one or two feet)
196	(Balance Beam) free aerial walkover forward, landing on one or both feet	197	(Balance Beam) flic-flac with 1 twist, swing down to cross straddle sit	198	(Balance Beam) flic-flac, swing down to cross straddle sit
207	(Balance Beam) arabian double salto forward tucked	208	(Balance Beam) salto forward tucked with 1 twist	209	(Balance Beam) salto forward tucked
210	(Balance Beam) salto forward piked	211	(Balance Beam) salto forward stretched with 1.5 twist	212	(Balance Beam) salto forward stretched with 1 twist
213	(Balance Beam) salto forward stretched	214	(Balance Beam) double salto backward tucked with 1 twist	215	(Balance Beam) double salto backward tucked
216	(Balance Beam) salto backward tucked with 1 twist	217	(Balance Beam) salto backward tucked	218	(Balance Beam) salto backward tucked with 1.5 twist
219	(Balance Beam) double salto backward piked	220	(Balance Beam) salto backward stretched with 3 twist	221	(Balance Beam) salto backward stretched with 2 twist
222	(Balance Beam) salto backward stretched with 1 twist	223	(Balance Beam) salto backward stretched	224	(Balance Beam) salto backward stretched with 2.5 twist
228	(Balance Beam) salto backward stretched with 1.5 twist	226	(Balance Beam) salto backward stretched with 0.5 twist	228	(Balance Beam) gainer salto backward stretched with 1 twist to side of beam
228	(Balance Beam) gainer salto tucked at end of beam	229	(Balance Beam) gainer salto piked at end of beam	228	(Balance Beam) gainer salto stretched with 1 twist at end of beam
231	(Balance Beam) gainer salto stretched with legs together at end of the beam	232	(Uneven Bar) pike sole circle backward with 1.5 turn to handstand	233	(Uneven Bar) pike sole circle backward with 1 turn to handstand
234	(Uneven Bar) pike sole circle backward with 0.5 turn to handstand	235	(Uneven Bar) pike sole circle backward to handstand	236	(Uneven Bar) pike sole circle forward with 0.5 turn to handstand
237	(Uneven Bar) giant circle backward with 1.5 turn to handstand	238	(Uneven Bar) giant circle backward with hop 1 turn to handstand	239	(Uneven Bar) giant circle backward with 1 turn to handstand
240	(Uneven Bar) giant circle backward with 0.5 turn to handstand	241	(Uneven Bar) giant circle backward	242	(Uneven Bar) giant circle forward with 1 turn on one arm before handstand phase

Label 1	Caption 1	Label 2	Caption 2	Label 3	Caption 3
243	(Uneven Bar) giant circle forward with 1 turn to handstand	244	(Uneven Bar) giant circle forward with 1.5 turn to handstand	245	(Uneven Bar) giant circle forward with 0.5 turn to handstand
246	(Uneven Bar) giant circle forward	247	(Uneven Bar) clear hip circle backward with 1 turn to handstand	248	(Uneven Bar) clear hip circle backward with 0.5 turn to handstand
249	(Uneven Bar) clear hip circle backward to handstand	280	(Uneven Bar) clear hip circle forward with 0.5 turn to handstand	281	(Uneven Bar) clear hip circle forward to handstand
282	(Uneven Bar) clear pike circle backward with 1 turn to handstand	285	(Uneven Bar) clear pike circle backward with 0.5 turn to handstand	284	(Uneven Bar) clear pike circle backward to handstand
285	(Uneven Bar) clear pike circle forward to handstand	286	(Uneven Bar) stalder backward with 1 turn to handstand	287	(Uneven Bar) stalder backward with 0.5 turn to handstand
288	(Uneven Bar) stalder backward to handstand	289	(Uneven Bar) stalder forward with 0.5 turn to handstand	260	(Uneven Bar) stalder forward to handstand
262	(Uneven Bar) counter straddle over high bar with 0.5 turn to hang	263	(Uneven Bar) counter straddle over high bar to hang	264	(Uneven Bar) counter piked over high bar to hang
266	(Uneven Bar) (swing backward or front support) salto forward straddled to hang on high bar	267	(Uneven Bar) (swing backward) salto forward piked to hang on high bar	268	(Uneven Bar) (swing forward or hip circle backward) salto backward with 0.5 turn piked to hang on high bar
269	(Uneven Bar) (swing backward) salto forward stretched to hang on high bar	280	(Uneven Bar) (swing forward) salto backward stretched with 0.5 turn to hang on high bar	281	(Uneven Bar) transition flight from high bar to low bar
282	(Uneven Bar) transition flight from low bar to high bar	285	(Uneven Bar) (swing forward) double salto backward tucked with 1.5 turn	284	(Uneven Bar) (swing forward) salto with 0.5 turn into salto forward tucked
285	(Uneven Bar) (swing forward) double salto backward tucked with 2 turn	286	(Uneven Bar) (swing forward) double salto backward tucked with 1 turn	287	(Uneven Bar) (swing forward) double salto backward tucked
288	(Uneven Bar) (swing backward) double salto forward tucked	289	(Uneven Bar) (swing backward) salto forward with 0.5 turn	280	(Uneven Bar) (swing backward) double salto forward tucked with 0.5 turn
281	(Uneven Bar) (under-swing or clear under-swing) salto forward tucked with 0.5 turn	282	(Uneven Bar) (swing forward) double salto backward piked	283	(Uneven Bar) (swing forward) double salto backward stretched with 2 turn
284	(Uneven Bar) (swing forward) double salto backward stretched with 1 turn	285	(Uneven Bar) (swing forward) double salto backward stretched	286	(Uneven Bar) (swing forward) salto backward stretched with 2 turn
287	(Uneven Bar) (swing forward) salto backward stretched	407c	Inward, 3.5 Soms.Tuck, Entry	5285b	Back, 1.5 Twists, 2.5 Soms.Pike, Entry
107b	Forward, 3.5 Soms.Pike, Entry	6245d	Arm.Back, 2.5 Twists, 2 Soms.Pike, Entry	207c	Back, 3.5 Soms.Tuck, Entry
5152b	Forward, 2.5 Soms.Pike, 1 Twist, Entry	5285b	Back, 2.5 Twists, 2.5 Soms.Pike, Entry	6243d	Arm.Back, 1.5 Twists, 2 Soms.Pike, Entry
109c	Forward, 4.5 Soms.Tuck, Entry	626c	Arm.Back, 3 Soms.Tuck, Entry	287c	Reverse, 3.5 Soms.Tuck, Entry
207b	Back, 3.5 Soms.Pike, Entry	5156b	Forward, 2.5 Soms.Pike, 3 Twists, Entry	407b	Inward, 3.5 Soms.Pike, Entry
409c	Inward, 4.5 Soms.Tuck, Entry	6142d	Arm.Forward, 1 Twist, 2 Soms.Pike, 3.5 Twists	285c	Reverse, 2.5 Soms.Tuck, Entry
405b	Inward, 2.5 Soms.Pike, Entry	205b	Back, 2.5 Soms.Pike, Entry	5235d	Back, 2.5 Twists, 1.5 Soms.Pike, Entry
612b	Arm.Forward, 2 Soms.Pike, 3.5 Twists	105b	Forward, 1.5 Soms.Pike, Entry	405b	Inward, 1.5 Soms.Pike, Entry
101b	Forward, 0.5 Som.Pike, Entry	5331d	Reverse, 0.5 Twist, 1.5 Soms.Pike, Entry	5132d	Forward, 1.5 Soms.Pike, 1 Twist, Entry
614b	Arm.Forward, 2 Soms.Pike, Entry	5231d	Back, 0.5 Twist, 1.5 Soms.Pike, Entry	5154b	Forward, 2.5 Soms.Pike, 2 Twists, Entry

Label 1	Caption 1	Label 2	Caption 2	Label 3	Caption 3
5281b	Back, 1.5 Twists, 2.5 Soms.Pike, Entry	107c	Forward, 3.5 Soms.Tuck, Entry	105b	Forward, 2.5 Soms.Pike, Entry
6241b	Forward, 0.5 Twist, 2 Soms.Pike, Entry	5237d	Back, 3.5 Twists, 1.5 Soms.Pike, Entry	5353b	Reverse, 1.5 Twists, 2.5 Soms.Pike, Entry
5337d	Reverse, 3.5 Twists, 1.5 Soms.Pike, Entry	5355b	Reverse, 2.5 Twists, 2.5 Soms.Pike, Entry	405c	Inward, 2.5 Soms.Tuck, Entry
5335d	Reverse, 2.5 Twists, 1.5 Soms.Pike, Entry	5172b	Forward, 3.5 Soms.Pike, 1 Twist, Entry	636c	Arm.Reverse, 3 Soms.Tuck, Entry
205c	Back, 2.5 Soms.Tuck, Entry	626b	Arm.Back, 3 Soms.Pike, Entry	401b	Inward, 0.5 Som.Pike, Entry
5233d	Back, 1.5 Twists, 1.5 Soms.Pike, Entry	109b	Forward, 4.5 Soms.Pike, Entry	285c	Reverse, 1.5 Soms.Tuck, Entry