
REFUGEES’ PATH TO LEGAL STABILITY IS LONG AND SYSTEMATICALLY UNEQUAL.

Ola Ali
Complexity Science Hub
ola@csh.ac.at

Elma Dervic
Complexity Science Hub
Supply Chain Intelligence Institute Austria
dervic@csh.ac.at

Guillermo Prieto-Viertel
Complexity Science Hub
prieto-viertel@csh.ac.at

Carsten Källner
Complexity Science Hub
kaellner@csh.ac.at

Rainer Stütz
Complexity Science Hub
stuetz@csh.ac.at

Andrea Vismara
Complexity Science Hub
vismara@csh.ac.at

Rafael Prieto-Curiel
Complexity Science Hub
prieto-curiel@csh.ac.at

ABSTRACT

Legal systems shape not only the recognition of migrants and refugees but also the pace and stability of their integration. Refugees often shift between multiple legal classifications, a process we refer to as the “legal journey”. This journey is frequently prolonged and uncertain. Using a network-based approach, we analyze legal transitions for over 350,000 migrants in Austria (2022–2024). Refugees face highly unequal pathways to stability, ranging from two months for Ukrainians to nine months for Syrians and 20 months for Afghans. Women, especially from these regions, are more likely to gain protection; Afghan men wait up to 30 months on average. We also find that those who cross the border without going through official border controls face higher exit rates and lower chances of securing stable status. We show that legal integration is not a uniform process, but one structured by institutional design, procedural entry points, and unequal timelines.

1 Introduction

As of 2024, around 40 million individuals worldwide are considered refugees, and approximately 8 million are currently seeking asylum [42]. In Europe alone, over 2.8 million new asylum applications were filed between 2022 and 2024, with more than 1 million in 2023 alone, the highest number since the 2015-2016 refugee crisis. Austria, a key destination and transit country, received over 187 thousand asylum applications during this period [18, 5]. These figures reflect more than just policy trends or administrative burdens. They represent millions of lives suspended in legal uncertainty, waiting for decisions that profoundly shape their futures.

Legal status is a defining element in the lives of refugees and migrants. It determines where they can live [3], whether they can work [17], and contribute to their host communities [21, 8]. More than a bureaucratic label, legal status sets the conditions under which individuals can integrate [7]. Yet for many, this process is neither quick nor straightforward. Obtaining a stable legal status is a lengthy and complex process, largely dictated by host country policies, which can take several months to years to complete.

Despite its relevance, legal status is rarely treated as a dynamic process in migration research. Existing studies on integration often focus on end outcomes, such as employment [21, 4], healthcare [23, 35], education [20, 39] and social benefits [22], without accounting for the transitional legal phases that precede them [29, 15, 14]. Much of the existing research tends to focus on aggregated statistics [2, 1], and in the case of refugees, acceptance or rejection rates, offering limited insight into the complex, evolving nature of legal status transitions [5, 9]. This overlooks a critical

Refugees' path to legal stability is long and systematically unequal.

period of vulnerability, especially for refugees. Delays or uncertainties in legal processing can exacerbate housing instability [3], hinder access to employment [31, 28], increase risks of psychiatric disorders [23], and undermine social inclusion. Additionally, research has shown that long waiting periods in the asylum process contribute to feelings of powerlessness and immobility, particularly among vulnerable groups like children [27, 45]. These delays also disrupt family reunification efforts [43], further complicating integration and affecting the overall well-being of refugees [24, 26]. Gender further shapes these legal trajectories, recent findings point to a “female advantage” in asylum outcomes, where females have a slightly higher acceptance rate [33].

Austria provides a particularly relevant case for examining legal status transitions, where refugees are around 17% of the total migrant population [3]. While the country no longer follows a quota system for refugee admissions, its approach to migration and integration has evolved over the years [10] and continued to provide significant support to asylum seekers, assisting 18,273 refugees in 2018 with a financial commitment of over EUR 54 million [32]. Despite these efforts, the legal pathways available to migrants and refugees remain slow and uneven. There is limited data on the specific duration and causes of delays in the asylum process and how these delays vary by nationality and entry status. This lack of understanding hinders efforts to improve integration strategies through legal support.

This study investigated how legal status transitions among migrants and refugees in Austria vary by country of origin and what the implications are for their long-term legal integration and stability. We apply network analysis to administrative records of all migrants and refugees in Austria who registered their residence between 2022 and 2024 in the central register of residents (Zentrales Melderegister/ZMR), examining transitions between legal statuses over a two-year period. In total, our data covers 358,327 individuals, 70% of whom changed legal status at least once during the observed period. By constructing a network of legal pathways (Figure 2). We assume a Markovian model to capture the time to stability and predict future trajectories. These trajectories are shaped by factors such as the migrant's country of origin, gender, and the host country's legal frameworks.

We find that refugees from conflict-affected areas, such as Afghanistan and Syria, face fragmented and prolonged legal journeys with significantly more transitions, while migrants from countries like Germany or Italy follow straightforward legal trajectories, achieving stability quickly. Gender also plays a role where women, particularly from Syria and Afghanistan, achieve stable legal statuses with higher probability, while men face prolonged instability. These findings highlight that legal transitions are not merely case-by-case occurrences but are shaped by systemic factors.

2 Results

A typical legal journey of migrants upon entering the country involves applying for a residence permit and receiving it within a few weeks. Once the purpose of the permit ends, such as study or employment, the individual may either leave or transition to another status. Refugees, on the other hand, undergo a much longer and more complex process, starting with applying for asylum, which may be subject to rejection and appeal at various stages, before ultimately obtaining asylum and settling in Austria (Figure 1).

Over the two-year observation period, we analyzed how migrants move from one legal status to another. The Austrian legal system defines 11 official legal statuses, to which we add an “exit” status to account for individuals who have legally left the country. The dataset includes over 350,000 migrants and refugees, and more than 140 million daily legal status records, capturing transitions across entry-level, transitional, stable, and exit-related statuses. We define a stable legal status as one that grants long-term residence and access to rights, including work, healthcare, and protection from removal (more information in the Supplementary Information, SI part 1).

Each country of origin exhibits a unique legal transition pattern, reflecting the behaviors and legal pathways of its migrants in Austria (Figure 2). We refer to them as “signatures”. Migrants from countries like Germany, Italy, or Croatia, generally display the simplest signature with the most transitions occurring between entry, obtaining a stable status “residence permit”, and eventual exit. A similar pattern is observed in migrants from countries like Kosovo and China.

Countries with ongoing conflicts have complicated dynamics, where the signatures are more complicated, like Syria and Afghanistan. For these countries, the most common outcomes are stable statuses such as “entitlement to asylum” or “subsidiary protection”. By contrast, although the path to stability is less complicated, Ukrainian migrants more often end up with the status of “displaced person”, which under the Displaced Persons Act applies to those who lived in Ukraine before 24 February 2022 [6].

For Russia, the number of migrants with the status “foreigner with obligation to leave the country” is considerable compared to the rest.

Refugees' path to legal stability is long and systematically unequal.

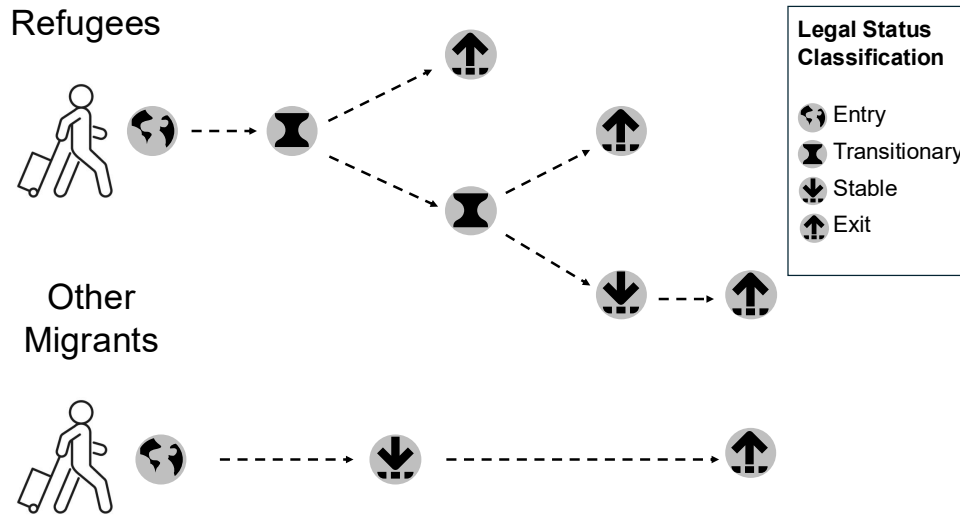


Figure 1: **A Walk Through The Legal System.** This illustration shows a refugee's average legal transition journey (Top) from a foreigner, applying for asylum, being approved as an asylum seeker, to being entitled to asylum, to exit. Compared with a migrant (Bottom), going from the status of a foreigner to having a residence permit, to exit.

While the signatures reveal broad patterns in legal trajectories across countries, they do not capture how quickly individuals reach legal stability. Time plays a critical role in shaping migrants' access to rights, services, and long-term integration prospects. To assess the temporal dimension, we model legal transitions over two key time frames: the first year, when migrants are typically expected to secure their legal footing, and a decade, to capture longer-term stability patterns. Modeling is necessary because we often observe only direct switches between statuses, without full legal trajectories. It also enables us to infer likely future pathways and compare legal outcomes across groups, even when the data is incomplete (more information in SI part 2).

2.1 Reaching Stability: First Year Post Arrival

Within the first year of arrival, migrants are generally expected to achieve a stable legal status, which is often necessary for accessing long-term residence and labor market opportunities. While legal requirements differ across national contexts, such as whether formal permits are needed to work, the most meaningful variation in legal outcomes occurs at the country level, not along broad regional lines, such as whether a country is part of the European Union (EU) or not (more information in SI part 4). The proportion of migrants who attain stability and the speed at which they do so vary considerably by country of origin. To explore these differences, we model a population of 10,000 migrants from each country and illustrate the distribution of legal statuses (Figure 3). We focus on the three largest migrant groups (Germany, Turkey, and Serbia) and the three largest refugee groups (Syria, Ukraine, and Afghanistan) in Austria, based on the size of their populations, to capture the most relevant differences in legal stability [37, 3].

In the case of Germany, approximately 80% of migrants obtain a residence permit, 15% leave the country, and the remaining 5% retain a foreigner status. For Turkey, fewer than half (49%) achieve residence, around 35% leave, and a small portion (approximately 7%) have their asylum applications accepted, though notably, none ultimately receive formal asylum status. The rest remain as foreigners. Serbia presents another striking case, where the share of those leaving (39%) is nearly equal to those obtaining residence (40%), with the remainder staying in a "foreigner" status.

For Syria, over half of the migrants attain a stable refugee status. Specifically, about 56% are granted "entitled to asylum" status, while 13% receive "subsidiary protection". Around 14% remain in the asylum process, and the rest either obtain residence permits or leave the country. This stands in contrast to Afghanistan, where the largest share (30%) obtains a residence permit. Approximately 27% receive refugee status, split between 16% "entitled to asylum" and 11% "subsidiary protection". Ukraine follows a distinct pathway; the majority of Ukrainian migrants (68%) are classified as "displaced persons," while nearly all the remaining (28%) exit the country.

Refugees' path to legal stability is long and systematically unequal.

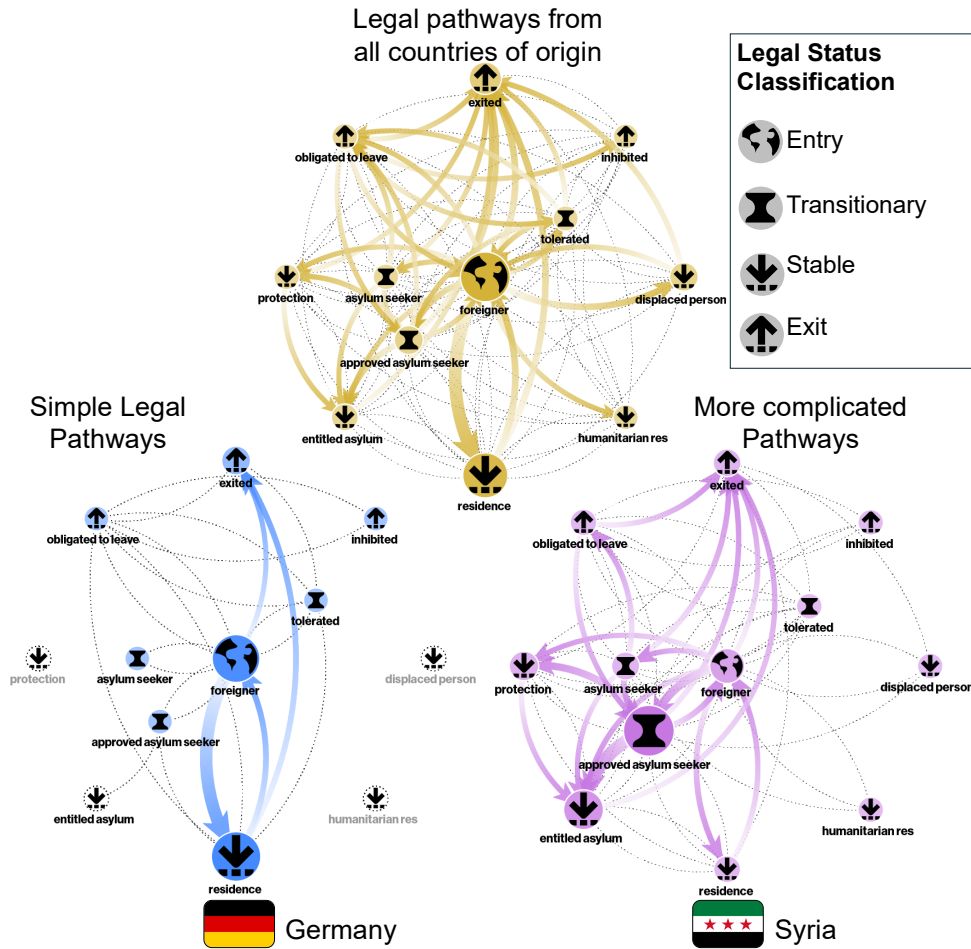


Figure 2: **Legal Status Network of Migrants in Austria.** Nodes correspond to legal statuses, their size corresponds to the total incoming and outgoing migrants, and dashed nodes have no migrants. Edge width represents the daily average number of migrants transitioning between statuses, and dashed edges indicate fewer than 100 migrants. This figure illustrates the unique signatures of legal transitions for the two largest migrant and refugee populations in Austria. The network for all countries is available at: <https://vis.csh.ac.at/migration-legal-status/>.

2.2 Alternative Entry: Entering as an Asylum Seeker Vs Foreigner

The entry status of asylum seekers, whether they first enter as foreigners or cross the border without going through official border controls to apply for asylum, plays a critical role in determining the likelihood of asylum acceptance or rejection. In our dataset, the majority of refugees enter the country as foreigners; however, a small subset enters as asylum seekers (more information in SI part 1). This latter group faces a significantly higher probability of exiting the country within the first year. For instance, for Syria, asylum seekers have a 45.7% chance of exiting, compared to only 9.6% for those entering as foreigners. For Afghanistan, the probability is 54% vs. 22.5%, and in Ukraine, it is 60% vs. 26.3% (Figure 4). This demonstrates that exit rates are two to four times higher, depending on both the mode of entry and the country of origin.

The higher exit probability corresponds to a lower likelihood of obtaining stable asylum status. For Ukraine, the probability of gaining asylum drops from 70% (for those entering as foreigners) to 31% (for those entering as asylum seekers). For Syria, it decreases from 68% to 42%, and for Afghanistan, it falls from 25% to 23.3%.

After one year of entry, the percentage of approved asylum seekers still awaiting a decision (whether positive or negative) shows minimal variation based on entry status. For example, for Afghanistan, the share of approved asylum seekers after one year is approximately 17%, compared to 17.5% for those who entered as foreigners. For Syria, the share is 10% for those entering as asylum seekers vs. 13.6% for those entering as foreigners. The most notable difference occurs

Refugees' path to legal stability is long and systematically unequal.

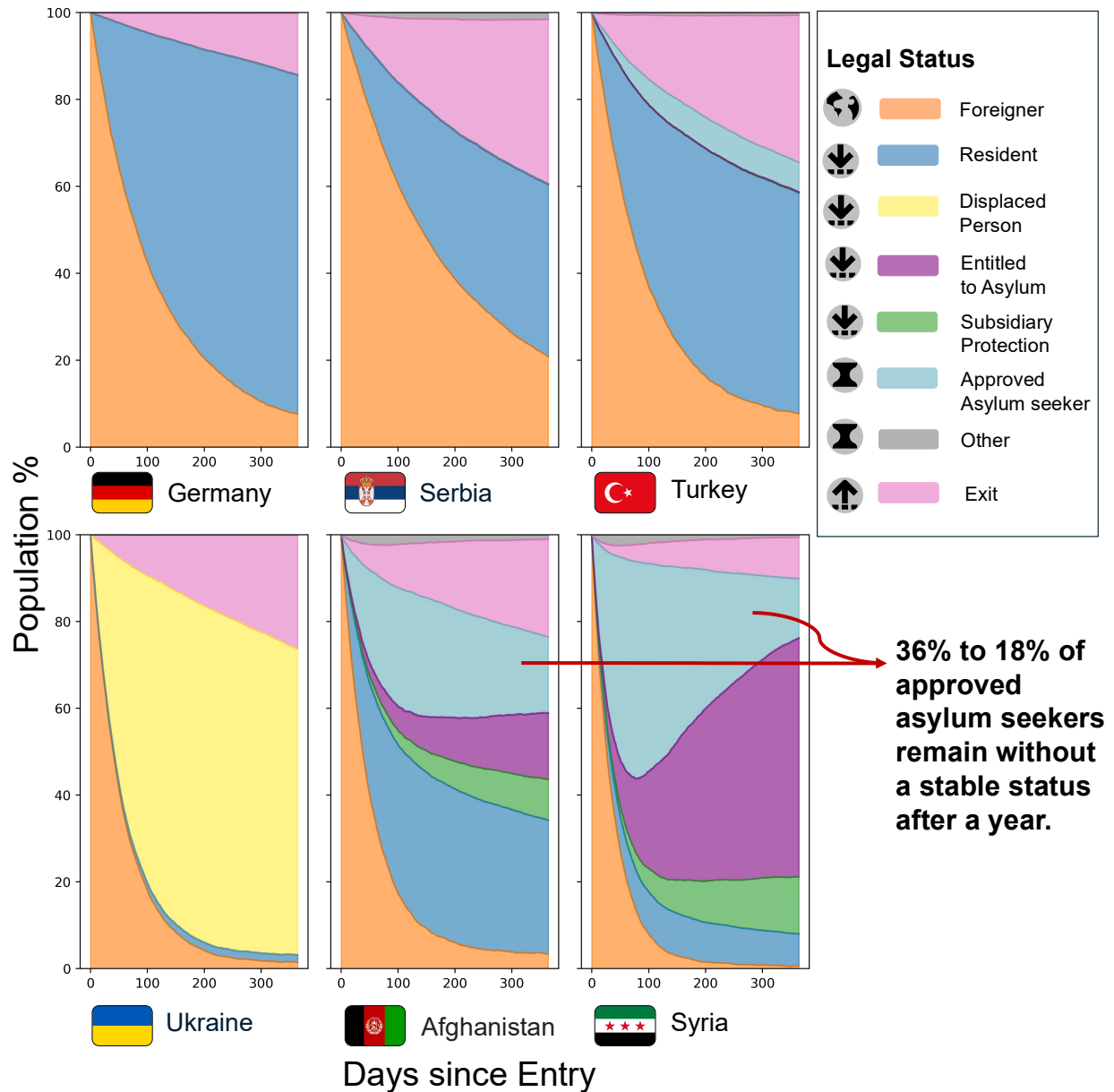


Figure 3: **Population Legal Distribution within the First Year of Entry.** Modeled share of 10,000 migrants from various countries of origin who enter as foreigners and transition through different legal statuses. The probability of attaining stability within the first year is estimated based on observed transition patterns. An interactive version of this plot of all countries of origin is available at: <https://vis.csh.ac.at/migration-legal-status/>.

for Ukraine, where the share of individuals remaining as approved asylum seekers is almost nonexistent for those who entered as foreigners (0.02%), while it stands at 4% for asylum seekers.

2.3 Long Term Outlook

Migrants, especially those from conflict-affected countries, require more time to navigate the system and achieve a stable legal status. To account for these longer trajectories, we extend our simulation to cover a decade, allowing us to estimate the average time needed to reach legal stability for each group. We find that the average time required for a migrant to attain a stable status (i.e., “residence permit”) within this period varies notably by country of origin. In the case of Germany, migrants reach stability the fastest and the most, with 3.7 months average and around 94%

Refugees' path to legal stability is long and systematically unequal.

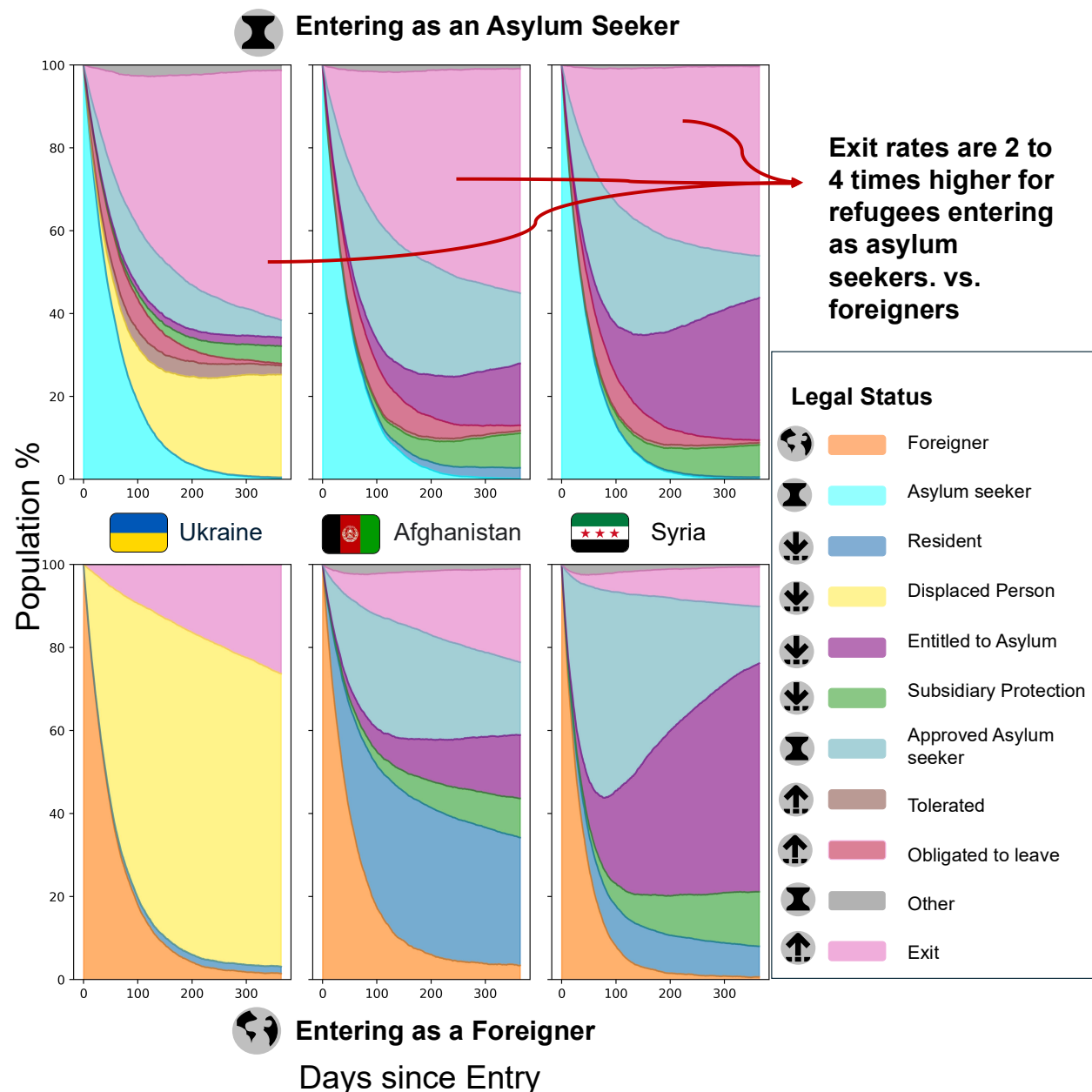


Figure 4: **Entering as an Asylum Seeker vs Foreigner.** Modeled share of 10,000 migrants from conflict-affected countries of origin who enter as asylum seekers (Top) vs as foreigners (Bottom) and transition through different legal statuses. The probability of attaining stability within the first year is estimated based on observed transition patterns.

settle, followed by those from Turkey with 3.9 months and around 71%, and Serbia around seven months and around 63% (Figure 5). In contrast, for countries affected by conflict, where obtaining a stable asylum status is essential for accessing housing, employment, and other benefits, we simulate the same population size, tracking individuals from entry as foreigners to reaching one of the recognized asylum statuses (“displaced person”, “entitled to asylum”, “subsidiary protection”, or a “humanitarian residence permit”). Here, Ukrainian refugees have the shortest average time to reach stability, with just around two months to attain the “displaced person” status. This is followed by refugees from Syria at almost nine months with 89%, while refugees from Afghanistan face the longest wait and settle the least, averaging around 20 months with 56% of the population.

Refugees' path to legal stability is long and systematically unequal.

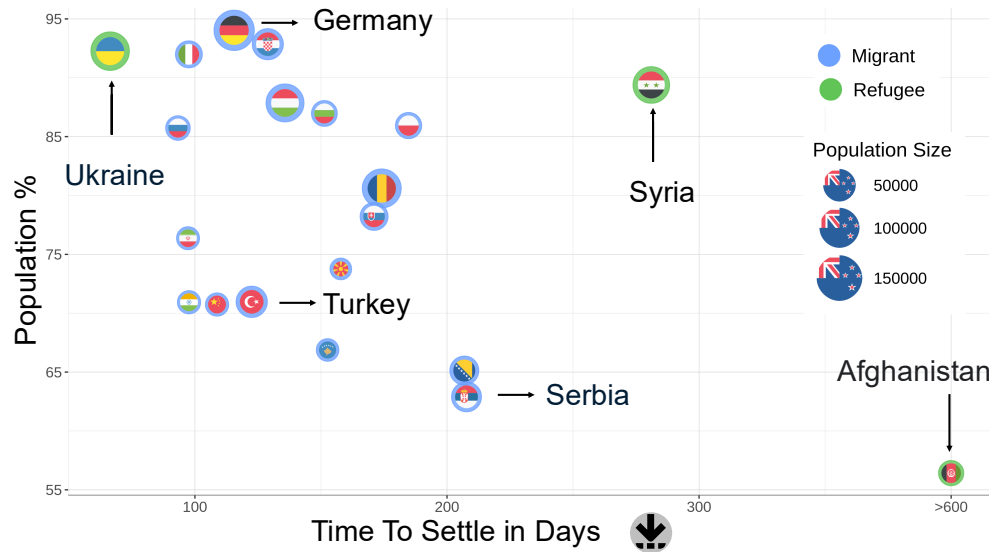


Figure 5: **Settling Time within a Decade of Entry.** The expected time in days to obtain a stable status for migrants (which is residence permit) and refugees (one of the four refugee statuses, more on the stable statuses in SI part 1) on the horizontal line while the percentage of the population that reaches the stability within the decade are on the vertical line.

We investigate how gender affects the observed patterns in legal outcomes (more information on gender in SI part 3). For some countries, there is some “female advantage”, meaning that females have a slightly higher probability of gaining asylum. In the case of Afghanistan, for example, women are more likely to gain asylum (20% vs 14%) and reach it faster (14 vs. 30 months). Additionally, the average duration of the legal journey, from entry to either exit or stability to exit, varies by country (more information on exit in SI part 5).

3 Discussion

Legal uncertainty and prolonged waiting times undermine the psychosocial and physical health of refugees, impeding their integration into society [30, 35]. Despite this, the legal journeys of migrants and refugees are often overlooked in migration studies, with much of the existing research focusing on success rates and rejections rather than the complexities of legal transitions. While basic statistics on outcomes such as asylum acceptance or rejection are available, the specific pathways migrants follow from entry to stable legal status remain largely unexplored. This study examines the legal status transitions in Austria over two years. By modeling how migrants move between legal statuses, we can predict future behaviors and observe how legal journeys differ across countries. Our findings reveal that migrants from different countries follow distinct trajectories, influenced by nationality, conflict background, and legal pathways. These distinct legal trajectories can be seen as signatures that characterize the migration and legal experiences unique to each group. These insights enhance our understanding of migration processes and provide valuable information for refining migration policies.

Our results show that some countries, such as Germany, Italy, and Croatia, follow relatively simple legal trajectories. Migrants from these countries tend to move through a limited number of legal statuses, with a clear progression towards stable residence permits (more information in SI part 4). This is consistent with the expected ease of legal processes within the European Union (EU), where administrative frameworks are well-established. The legal pathways of migrants from conflict-affected regions, such as Syria and Afghanistan, are notably more complicated. These populations experience more complicated signatures with higher numbers of transitions, reflecting the challenges faced by refugees seeking asylum in Austria. The fact that the “entitled to asylum” and “entitled to subsidiary protection” statuses are among the most common for Syrian and Afghan migrants suggests that legal stability for these groups is more difficult to achieve. This could be due to prolonged asylum processes, inadequate resources, or administrative backlogs that delay access to stable legal status. Conversely, migrants from Ukraine, while still facing challenges, tend to follow a less complicated trajectory, predominantly ending up with “displaced person” status. This may reflect the relatively more streamlined asylum procedures for Ukrainians.

Refugees’ path to legal stability is long and systematically unequal.

The study also reveals important insights into the time it takes for migrants to reach a stable legal status. As expected, migrants from countries such as Germany and Italy experience the shortest wait times, with Germans obtaining stable residence status in under four months. In contrast, migrants from countries like Afghanistan face the longest wait times, averaging more than twenty months. This difference in timelines highlights the administrative challenges refugees from conflict zones face and the potential strain it places on their integration process. Reducing wait times for refugees, particularly those from countries like Afghanistan and Syria, could help improve their long-term integration prospects.

Our results also show that the mode of entry, whether refugees arrive as foreigners or directly apply for asylum at the border, shapes legal outcomes. Those who enter as asylum seekers tend to face higher exit rates and lower chances of obtaining a stable protection status within the first year. These differences may reflect, in part, variation in the profiles of those applying for asylum at the border compared to those who enter through other channels. However, the observed gap also points to the influence of entry status on legal trajectories, raising questions about consistency and access across different pathways.

For some countries, we find a slight female advantage in the legal journey, which aligns with recent findings in both asylum application outcomes, where women show a slight advantage [33], and housing, where male refugees experience greater residential instability [3]. This may be linked to who initiates the asylum process and bears the burden of establishing a presence in the host country. In contexts like Syria and Afghanistan, where men are often the first to flee and apply for asylum [13], rejection rates tend to be higher. Women may arrive later through family reunification programs, increasing their chances of acceptance. Conversely, in Ukraine, the initial refugee population is predominantly female, which may lead to higher acceptance rates for the men who later join them as part of family reunification.

Our findings reveal persistent disparities in legal status trajectories across migrant groups. These disparities suggest that existing procedures may inadvertently privilege some groups over others, even when their legal needs and vulnerabilities are comparable. For example, migrants from Ukraine rapidly attain “displaced person” status through a streamlined process, while those from Afghanistan or Syria face lengthier and more uncertain pathways despite similarly urgent protection needs. Possible reasons for the observed delays and complexities in legal transitions may include the pressure on caseworkers handling asylum cases to prioritize the quantity of resolved asylum applications over their quality, which can result in reduced interaction with asylum seekers and hinder the accuracy of legal assessments. Moreover, a lack of specialized legal education may limit their ability to handle complex cases effectively [12]. Our findings highlight the need for clearer administrative procedures to reduce disparities in legal transitions. Standardizing timelines, clarifying eligibility for legal statuses, and improving legal counsel access during application processes would help reduce uncertainty and bias [38, 16].

While the model predicts legal transitions, it cannot account for sudden policy changes, as the transition probabilities can only be updated retrospectively. In addition, we do not incorporate factors such as family reunification, educational attainment, and employment, which may shape legal outcomes. Finally, our observation period of two years limits our ability to capture longer-term patterns such as repeated reentry and full trajectories. Future research should address these limitations and focus on refining these models to account for real-time shifts in migrant legal statuses.

This study demonstrates the potential to improve migration governance by offering a dynamic, system-wide view of legal status transitions. Tracking changes in legal status across time and populations allows identifying bottlenecks in the system, such as extended stays in transitional statuses or high rates of legal exits following rejections. These insights can inform evidence-based interventions: targeting legal aid to groups with high instability rates, reviewing adjudication timelines, or prioritizing family reunification cases experiencing prolonged delays. Additionally, regularly analyzing such data could allow for early warning systems that flag patterns of unequal treatment. By embedding data-driven modeling, governments can move beyond reactive responses and toward proactive, equitable management of migration and asylum systems.

4 Methods

4.1 Legal System and Data

In Austria, third-country nationals who plan to reside or settle for more than six months are required to obtain a residence permit, specific to their purpose of stay (e.g., family reunification, study, or employment) [19]. Individuals from the EU are not subject to this requirement and may remain as foreigners without needing a residence permit. For asylum seekers, obtaining a visa in their country of origin can be challenging. As a result, some asylum seekers enter Austria irregularly, without a visa, and apply for asylum upon arrival [25, 11].

The system classifying foreigners in Austria has 11 legal statuses (Table 1). We introduce an additional status, “exit”, to account for individuals who have legally exited Austria, bringing the total to 12 legal statuses. Status changes are assessed for each individual and recorded daily at the country level. If any status changes occur within a given day,

Refugees' path to legal stability is long and systematically unequal.

they are documented, providing a daily summary of how the legal status of individuals from each country has changed. We group the legal statuses into four main categories, with each documented migrant falling into one of these statuses. Entry-level status applies to newly arrived migrants who are classified as foreigners. Transitional statuses refer to individuals in the process of obtaining a stable legal status or awaiting departure, such as those who are seeking asylum or tolerated foreigners. Stable and long-term statuses refer to individuals who have obtained the right to live and work in Austria, including those with residence permits or asylum entitlement. Finally, exit-related statuses include individuals who have either left or are in the process of leaving Austria, such as those voluntarily departing, being obligated to leave, or facing deportation (more information in SI part 1).

In our analysis, we focus on new arrivals who entered from November 2022 onward, as these are the majority of migrants experiencing a legal status change. We take into consideration migrants from the top 20 countries of origin, which is more than 85% of the total migrant population, and we observe them for two years. During this observation period, more than 350,000 migrants and refugees entered Austria.

Exit is considered when a person permanently leaves the country. We do not allow for re-entry in our analysis. If a migrant leaves and returns within the two years of observation, we treat this as a continuation of their original stay. Naturalization and death, although unlikely (during 2022–2024 naturalization rate remained below 1% in Austria [41]), are considered in the exit state. Therefore, exit is a permanent or absorbing status in our analysis.

We observe migrants who are forced to leave their country to seek refuge and apply for asylum status; we refer to them as *Refugees*. These are individuals who undergo the process of seeking asylum, regardless of whether they are successful or not. We find that remaining in the same status has the highest probability, meaning that on a daily basis, changing legal status could be considered a rare event. Yet, collectively, over our 734-day observation period covering 358,327 people, we observe 367,146 legal switches daily with an average of 1.02 switches per person (more information in SI part 2).

The majority of individuals engaged in the legal process are of working age. However, regions affected by conflict show a higher proportion of minors among migrants (more information in SI part 3). For example, nearly 50% of newcomers from Syria are minors, illustrating the demographic impact of conflict on migration patterns.

4.2 Constructing The Transitions Between Legal Status

In our dataset, we observe direct switches from one legal status to the next. However, since we only have two years of observation, we do not observe many complete trajectories (until a person has exited the country). By assuming the Markovian property, where each transition depends only on the current state, we can reconstruct the likely pathways migrants follow across statuses, effectively inferring the full legal journey even with partial data.

Markov processes have been used in social science to study the progression of individuals through different states, either migration states or criminal states [44, 36]. A Markov Process is a sequence of random variables where the conditional probability of the future state depends only on the present state, not on the sequence of events that preceded it [34]:

$$P(X_{t+1}|X_t = x_t, X_{t-1} = x_{t-1}, \dots, X_1 = x_1) = P(X_{t+1} = x_{t+1}|X_t = x_t)$$

Where X_t represents the state at time t and x_t is a possible state in the set of states.

In our study, we compile daily transitions for each individual where each individual's state at week t is denoted as X_t and belongs to a set of $N = 12$ possible legal statuses. For a given migrant, the transition from one state to another is observed for two years, where the different legal states such that $X_t \in \{1, \dots, 12\}$ represent the status of a migrant at day t .

For each group, representing migrants from a certain country of origin or gender, the transition matrix T is a 12×12 matrix constructed for each pair of states i and j ,

$$T_{ij} = P(X_{t+1} = j|X_t = i) = \frac{\text{Count of transitions from state } i \text{ to state } j}{\text{Total transitions from state } i}.$$

Despite these limitations, the constructed transition matrices T provide a useful tool for analyzing the overall patterns of status changes in the migrant population, under the assumption that transitions depend solely on the current state. Each transition matrix also represents a distinctive signature of legal status transitions, encapsulating how migrants from different countries navigate the legal system.

References

- [1] Guy J Abel. "Estimation of international migration flow tables in Europe". In: *Journal of the Royal Statistical Society Series A: Statistics in Society* 173.4 (2010), pp. 797–825.
- [2] Guy J Abel and Nikola Sander. "Quantifying global international migration flows". In: *Science* 343.6178 (2014), pp. 1520–1522.
- [3] Ola Ali et al. "Quantifying the stability of refugee populations: a case study in Austria". In: *Genus* (2024).
- [4] Olof Åslund, Mattias Engdahl, and Olof Rosenqvist. "Limbo or leverage? Asylum waiting and refugee integration". In: *Journal of Public Economics* 234 (2024), p. 105118.
- [5] Asylum Information Database (AIDA). *Austria Statistics*. Accessed: 2024-11-13. 2023. URL: <https://asylumineurope.org/reports/country/austria/statistics/>.
- [6] Asylum Information Database (AIDA). *Temporary Protection: Austria*. https://asylumineurope.org/wp-content/uploads/2023/05/AIDA-AT-Temporary-Protection_2022.pdf. Accessed on: 2024-06-06. 2022.
- [7] Linda Bakker, Jaco Dagevos, and Godfried Engbersen. "The importance of resources and security in the socio-economic integration of refugees. A study on the impact of length of stay in asylum accommodation and residence status on socio-economic integration for the four largest refugee groups in the Netherlands". In: *Journal of International Migration and Integration* 15 (2014), pp. 431–448.
- [8] Anne-Laure Bertrand. "Refugees' trajectories in Switzerland: Impact of residence permits on labour market integration". In: *Quetelet Journal* 7.1 (2019), pp. 71–99.
- [9] Gudrun Biffl. "Migration in Austria after the Fall of the Iron Curtain". In: *Austrian History Yearbook* (2024), pp. 1–15.
- [10] Maren Borkert. "Research-Policy Dialogues in Austria". In: *Integrating Immigrants in Europe: Research-Policy Dialogues*. Ed. by Peter Scholten et al. Cham: Springer International Publishing, 2015, pp. 143–164. ISBN: 978-3-319-16256-0. DOI: 10.1007/978-3-319-16256-0_9.
- [11] Cathryn Costello and Minos Mouzourakis. "EU law and the detainability of asylum-seekers". In: *Refugee Survey Quarterly* 35.1 (2016), pp. 47–73.
- [12] Julia Dahlvik. "Inside Asylum Bureaucracy: Organizing Refugee Status Determination in Austria". In: Cham: Springer International Publishing, 2018, E3–E3. ISBN: 978-3-319-63306-0. DOI: 10.1007/978-3-319-63306-0_12.
- [13] Giorgia Demarchi and Giorgia Demarchi. *Gender in waiting: Men and women asylum seekers in European reception facilities*. <https://documents1.worldbank.org/curated/en/532181547235243643/133693-Gender-in-Waiting-Men-and-Women-Asylum-Seekers-in-European-Reception-Facilities.pdf>. Accessed: 2024-05-12. 2019.
- [14] Elma Dervić et al. "Healthcare Utilization Patterns Among Migrant Populations: Increased Readmissions Suggest Poorer Access. A Population-Wide Retrospective Cohort Study". In: *arXiv preprint arXiv:2408.16317* (2024).
- [15] Christian Dustmann and Albrecht Glitz. "Migration and Education". In: *Handbook of the Economics of Education*. Vol. 4. Radarweg 29, 1043 NX Amsterdam, The Netherlands: Elsevier, 2011, pp. 327–439.
- [16] Ingrid Eagly and Steven Shafer. "Access to counsel in immigration court". In: *American Immigration Council* 28 (2016).
- [17] Petra Ebner. *Access to the Labour Market and Labour Market Integration of Asylum-Seekers in Austria*. Report. Vienna: International Organization for Migration (IOM), 2023.
- [18] Eurostat. *Asylum applications - annual statistics*. Accessed: 2025-05-05. 2024. URL: https://ec.europa.eu/eurostat/statistics-explained/index.php?title=Asylum_applications_-_annual_statistics#Main_trends_in_the_number_of_asylum_applicants%7D.
- [19] Federal Ministry Republic of Austria European and International Affairs. *Settlement and Residence*. <https://www.bmeia.gv.at/en/travel-stay/entrance-and-residence-in-austria/settlement-and-residence>. Accessed: 2024-12-16. 2024.
- [20] Catherine Gladwell and Georgina Chetwynd. *Education for Refugee and Asylum Seeking Children: Access and Equality in England, Scotland and Wales*. Tech. rep. UNICEF UK, July 2018. URL: <https://www.unicef.org.uk/wp-content/uploads/2018/09/Access-to-Education-report-PDF.pdf>.
- [21] Jens Hainmueller, Dominik Hangartner, and Duncan Lawrence. "When lives are put on hold: Lengthy asylum processes decrease employment among refugees". In: *Science Advances* 2.8 (2016), e1600432.
- [22] Stephanie Heredia. *The Missing Link: Connecting Eligible Asylees and Asylum Seekers with Benefits and Services*. Tech. rep. Migration Policy Institute, July 2022. URL: <https://www.migrationpolicy.org/research/asylees-asylum-seekers-benefits>.

Refugees' path to legal stability is long and systematically unequal.

- [23] Camilla Hvidtfeldt, Jørgen Holm Petersen, and Marie Norredam. "Prolonged periods of waiting for an asylum decision and the risk of psychiatric diagnoses: a 22-year longitudinal cohort study from Denmark". In: *International Journal of Epidemiology* 49.2 (2020), pp. 400–409.
- [24] Camilla Hvidtfeldt, Jørgen Holm Petersen, and Marie Norredam. "Waiting for family reunification and the risk of mental disorders among refugee fathers: a 24-year longitudinal cohort study from Denmark". In: *Social Psychiatry and Psychiatric Epidemiology* (2022), pp. 1–12.
- [25] International Organization for Migration. *The Organization of Asylum and Migration Policies in Austria*. Tech. rep. 17 Route des Morillons, P.O. Box 17, 1211 Geneva 19, Switzerland: International Organization for Migration (IOM), 2015, p. 109.
- [26] Judith Kohlenberger et al. "Barriers to health care access and service utilization of refugees in Austria: evidence from a cross-sectional survey". In: *Health Policy* 123.9 (2019), pp. 833–839.
- [27] Nick Gill Lorenzo Vianelli and Nicole Hoellerer. "Waiting as probation: selecting self-disciplining asylum seekers". In: *Journal of Ethnic and Migration Studies* 48.5 (2022), pp. 1013–1032. DOI: 10.1080/1369183X.2021.1926942.
- [28] Iván Martin et al. "From refugees to workers: mapping labour market integration support measures for asylum-seekers and refugees in EU member states". In: *Volume I: Comparative Analysis and Policy Findings* (2016).
- [29] Rainer Münz. "Migration, labor markets, and integration of migrants: An overview for Europe". In: (2007).
- [30] Alexander-Kenneth Nagel and Ursula Reeger. "Stuck in reception: How refugees in Austria and Germany experience long-term reception constellations". In: *Politics of Subsidiarity in Refugee Reception*. England, UK: Routledge, 2023, pp. 11–23.
- [31] OECD. *Making integration work: Refugees and others in need of protection*. Paris, France: OECD Publishing, 2016.
- [32] OECD. *ODA In-Donor Refugee Costs: Austria*. Accessed: 2025-01-29. 2021. URL: <https://www.oecd.org/content/dam/oecd/en/topics/policy-issue-focus/in-donor-refugee-costs-in-oda/oda-in-donor-refugee-costs-austria.pdf>.
- [33] Livia Elisa Ortensi, Giorgio Piccitto, and Sara Morlotti. "A female advantage in asylum application decisions? A gendered analysis of decisions on asylum applications in Italy from 2008 to 2022". In: *Genus* 80.1 (2024), p. 13.
- [34] Emanuel Parzen. *Stochastic processes*. Philadelphia, USA: Society for Industrial and Applied Mathematics (SIAM), 1999.
- [35] Jenny Phillimore and Sin Yi Cheung. "The violence of uncertainty: Empirical evidence on how asylum waiting time undermines refugee health". In: *Social Science & Medicine* 282 (2021), p. 114154.
- [36] Rafael Prieto Curiel et al. "Mobility between Colombian cities is predominantly repeat and return migration". In: *Computers, Environment and Urban Systems* 94 (2022), p. 101774.
- [37] Rafael Prieto-Curiel et al. "The diaspora model for human migration". In: *PNAS nexus* 3.5 (2024), pgae178.
- [38] Karin Schittenhelm. "Implementing and rethinking the European Union's asylum legislation: the asylum procedures directive". In: *International Migration* 57.1 (2019), pp. 229–244.
- [39] Selcuk R Sirin and Lauren Rogers-Sirin. *The educational and mental health needs of Syrian refugee children*. Washington, DC: Migration Policy Institute, 2015.
- [40] Julian Stander et al. "Markov chain analysis and specialization in criminal careers". In: *The British Journal of Criminology* 29.4 (1989), pp. 317–335.
- [41] Statistik Austria. *Migration and Naturalisation rates in Austria*. <https://www.statistik.at/en/statistics/population-and-society/population/migration-and-naturalisation/naturalisation>. Accessed: 2025-03-26.
- [42] UNHCR. *UNHCR Refugee Statistics*. <https://www.unhcr.org/refugee-statistics>. Accessed: 2024-05-05. 2024.
- [43] UNHCR Austria. *Family Reunification in Austria*. <https://help.unhcr.org/austria/family-reunification/>. Accessed: 2025-01-29. 2025.
- [44] Marvin E. Wolfgang. "Crime in a Birth Cohort". In: *Proceedings of the American Philosophical Society* 117.5 (1973), pp. 404–411. ISSN: 0003049X. URL: <http://www.jstor.org/stable/986609> (visited on 02/06/2025).
- [45] Stella Wolter, Rosa Tatzber, and Birgit Sauer. "Waiting in the Austrian asylum system: The well-being of asylum-seeking children in a phase of liminality". In: *Children & Society* 37.3 (2023), pp. 806–819.

Refugees' path to legal stability is long and systematically unequal.

Acknowledgments

We thank Markus Hofer for his insightful input on the theoretical aspects of the model and Dr. Ljubica Nedelkoska, as well as the visiting members of the Society Moving lab at the Complexity Science Hub, for their valuable comments. Special thanks to Lihua Yang and the visualization team at the Complexity Science Hub for their contributions.

Competing interests

The authors declare that they have no competing interests.

Author's contributions

OA and RPC designed the study. OA and RPC designed the methodology. OA conducted the analysis of the models and the results. OA and ED designed the figures. All authors wrote the manuscript.

Funding

This research is funded by the Federal Ministry of the Interior of Austria (2022-0.392.231).

Data availability

The raw and processed data are not available due to privacy laws. The Federal Ministry of the Interior of Austria safeguarded the dataset and made it accessible to our research institution under strict data protection regulations. Researchers must reach individual agreements with the Ministry to access the data.

Refugees' path to legal stability is long and systematically unequal.

5 Supplementary Information

5.1 Legal Statuses

In our analysis, we classify the 12 legal residence statuses into four categories: Entry, Transitional, Stable, and Exit. Over the course of nearly two years of observation, we recorded a total of 140,372,370 legal status entries, with varying frequencies for each category (Table 1).

To estimate how many migrants changed their legal status, we identify individuals who experienced at least one status change during the observation period. We use a daily description of the data as it is the most granular observation unit available.

The choice of the time interval is relevant to our analysis. Using daily intervals, we find that around 70% of the population change their legal status at least once (Table 2). In contrast, aggregating the data to weekly intervals results in the loss of some observations and reduces the proportion of those who change their legal status at least once to around 30%. Therefore, we choose to proceed with daily intervals.

5.2 Markov Assumption and Transition Frequency

Our analysis is based on the Markov assumption, which states that the legal status of a person depends only on the previous status. Testing the validity of the Markov assumption requires historical data on the legal switches covering, on average, many switches [40]. However, our dataset does not support this, given that the average number of status changes per person is approximately one (Table 3), with no group exceeding 1.5 transitions on average. Even among migrants from Iran, Russia, and Afghanistan, who exhibit slightly higher rates, the data remain insufficient for empirical validation. This limitation makes it infeasible to formally test the Markov assumption.

5.3 Gender and the legal transitions

In the data, we have almost the same number of females and males (Table 4) except for countries with ongoing conflict like Ukraine, Syria, and Afghanistan. In our analysis, when considering gender alone, we observe only minor differences in the probability of settling after one year. The likelihood of obtaining a stable residence is nearly identical, with 50.2% for men and 50.7% for women. However, a small gender gap appears when considering the probability of gaining any refugee status: this is around 15% for women and 11% for men. Men also show a marginally higher tendency to leave after one year, with a 26.6% probability compared to 25.42% for women. On average, men take slightly longer to reach stability: 5.4 months versus 4.6 months for women.

These differences become more pronounced when we examine the intersection of gender and country of origin. In general, women have a higher probability of gaining residence and a slightly lower chance of leaving. While these differences are relatively small in countries such as Germany (residence probability: 75% for men vs. 79% for women), Turkey (48% for men vs. 53% for women), and Serbia (37% for men vs. 43% for women). It becomes more pronounced in conflict-affected countries like Syria (2.4% for men vs. 13% for women), and Afghanistan (14% for men vs. 50% for women). In contrast, for Ukraine, the probability of gaining residence is negligible and almost identical for both genders (1.46% for men vs. 1.47% for women).

The probability of gaining asylum is consistently higher for women across our analysis. For instance, among Syrian refugees, women have a 65% probability of obtaining asylum compared to 46% for men (please check the interactive version for the country gender specific plots here: <https://vis.csh.ac.at/migration-legal-status/>). For Afghani refugees, women have a 20% probability of obtaining asylum versus 14% for men. Notably, Afghan women also reach asylum faster, with an average of 14 months compared to 30 months for men. In contrast, we observe the opposite trend for people coming from Ukraine; the probability of obtaining displaced person status is slightly lower for women (67%) compared to men (73%).

These disparities may be linked to who initiates the asylum process and bears the burden of relocating to the host country, rather than the gender of the individuals. For countries like Syria and Afghanistan, where men are often the first to flee and apply for asylum [13], rejection rates tend to be higher. Women may arrive later through family reunification programs, increasing their chances of acceptance. Conversely, in Ukraine, the initial refugee population is predominantly female, which may lead to higher acceptance rates for the men who later join them as part of family reunification.

Refugees' path to legal stability is long and systematically unequal.













Migrant Legal Status	Classification	Icon	Frequency (%)	Description
Foreigner	Entry		19.34	Any non-Austrian national subject to entry and stay regulations under NAG*
Settled migrant with residence permit	Stable		42.86	Holder of documents granting long-term residence under NAG*
Entitled to asylum	Stable		5.04	Granted full asylum status after positive decision in the asylum procedure, under AG**
Displaced person	Stable		6.59	Persons who have been forced to flee their places of habitual residence, granted protection under AG**
Eligible for subsidiary protection	Stable		0.95	Granted protection when serious harm is faced on return, under AG**
Humanitarian residence permit	Stable		0.05	Discretionary permit to stay on humanitarian grounds under NAG*
Approved asylum seeker	Transitionary		4.81	Asylum seeker whose application was accepted and is waiting final decision under AG**
Asylum seeker	Transitionary		0.23	Foreign national who placed an asylum application waiting acceptance under AG**
Tolerated foreigner	Transitionary		0.26	Stay formally tolerated when deportation is impossible, under FPG***
Foreigner with obligation to leave the country	Exit		0.25	Subject to a formal departure order under FPG***
Manually inhibited foreigner with obligation to leave the country	Exit		0.01	Deportation is suspended due to an entry prohibition until the ban expires
Exit	Exit		19.60	Recorded departure via deregistration of residence or death

Table 1: Distribution of migrant legal residence statuses, their classification, frequency, and brief description (total observations = 140,372,370).

*Niederlassungs- und Aufenthaltsgesetz (NAG): law regulating the residence of foreigners in Austria who stay for a longer period of time.

**Asylgesetz (AG): law defining asylum seekers, asylum status, and subsidiary protection.

***Fremdenpolizeigesetz 2005 (FPG): law covering toleration, departure orders, entry bans.

Refugees' path to legal stability is long and systematically unequal.

Country	Stayer	Changer	Total	Changer %
Germany	14,527	29,943	44,470	67.3
Romania	14,965	25,107	40,072	62.7
Ukraine	5,290	33,378	38,668	86.3
Hungary	12,722	24,292	37,014	65.6
Syria	6,395	26,830	33,225	80.8
Turkey	6,726	13,088	19,814	66.1
Croatia	6,251	13,200	19,451	67.9
Serbia	6,078	10,938	17,016	64.3
Bosnia and Herzegovina	4,675	10,604	15,279	69.4
Slovakia	4,789	8,579	13,368	64.2
Italy	3,617	7,961	11,578	68.8
Poland	4,140	6,447	10,587	60.9
Bulgaria	3,397	6,569	9,966	65.9
Afghanistan	2,340	6,769	9,109	74.3
Russia	2,001	6,292	8,293	75.9
China	2,080	4,541	6,621	68.6
India	1,669	4,929	6,598	74.7
Iran	1,494	4,869	6,363	76.5
Kosovo	1,907	4,003	5,910	67.7
North Macedonia	1,450	3,475	4,925	70.6
All	106,513	251,814	358,327	70.27

Table 2: Distribution of migrants who do not change their legal status during the observation period (Stayers) and those who do (Changers) across countries, along with the total number of new entries and the percentage of migrants who change their legal status (Changer%).

Country	Mean Switch Count
Germany	0.95
Romania	0.88
Ukraine	1.22
Hungary	0.91
Syria	1.17
Turkey	1.10
Croatia	0.91
Serbia	0.97
Bosnia and Herzegovina	0.98
Slovakia	0.91
Italy	1.02
Poland	0.86
Bulgaria	0.92
Afghanistan	1.25
Russia	1.32
China	0.99
India	1.16
Iran	1.33
Kosovo	1.09
North Macedonia	1.06
All Countries	1.02

Table 3: The average number of legal switches observed in the dataset by country of origin.

Refugees' path to legal stability is long and systematically unequal.

Country	Female %	Male %
Germany	50.2	49.8
Romania	47.1	52.9
Ukraine	57.9	42.1
Hungary	46.9	53.1
Syria	45.8	54.2
Turkey	40.7	59.3
Croatia	46.6	53.4
Serbia	45.9	54.1
Bosnia and Herzegovina	48.6	51.4
Slovakia	49.5	50.5
Italy	46.9	53.1
Poland	41.0	59.0
Bulgaria	49.1	50.9
Afghanistan	35.9	64.1
Russia	53.8	46.2
China	46.4	53.6
India	39.0	61.0
Iran	50.9	49.1
Kosovo	42.9	57.1
North Macedonia	46.7	53.3
All	47.8	52.2

Table 4: Gender compositions of migrants who entered Austria during our observational period.

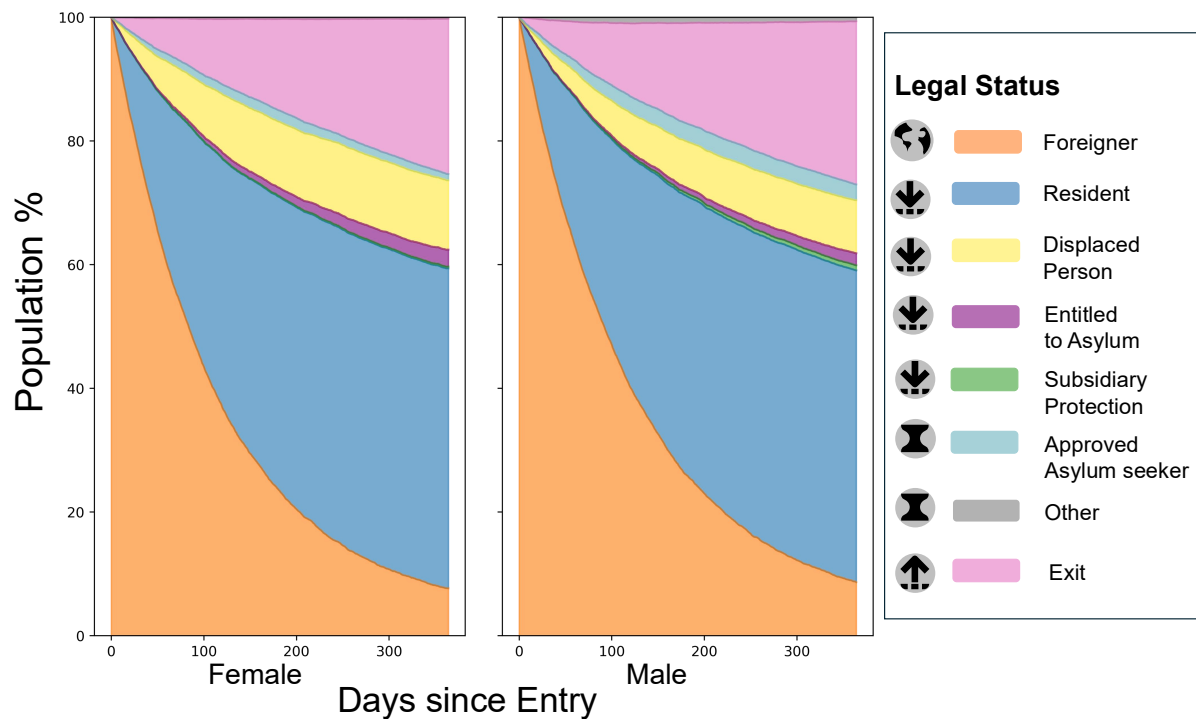


Figure 6: **Gender Differences.** Modeled share of 10,000 female and male migrants transition through different legal statuses. The probability of attaining stability within the first year is estimated based on observed transition patterns. An interactive version of this figure and all country and gender specific plots are available at: <https://vis.csh.ac.at/migration-legal-status/>.

Refugees' path to legal stability is long and systematically unequal.

The age composition of different migrant groups (Table 5) provides additional context for interpreting these gendered patterns, as countries with a higher share of minors or older adults may have different vulnerabilities and family structures that influence who migrates first, who applies for asylum, and how legal stability is eventually reached.

Country	0–18 %	18–64 %	65+ %
Germany	13.6	81.3	5.1
Romania	24.9	73.1	1.9
Ukraine	22.9	69.5	7.6
Hungary	18.1	80.3	1.5
Syria	54.0	45.7	0.3
Turkey	25.6	69.5	4.9
Croatia	27.5	71.0	1.5
Serbia	24.3	71.1	4.6
Bosnia and Herzegovina	21.7	75.4	2.9
Slovakia	19.4	78.3	2.3
Italy	13.7	84.5	1.7
Poland	18.6	79.1	2.3
Bulgaria	23.9	73.1	2.9
Afghanistan	34.7	64.9	0.5
Russia	22.3	73.2	4.5
China	11.6	83.7	4.7
India	14.0	81.0	5.1
Iran	15.0	78.8	6.2
Kosovo	28.8	67.6	3.6
North Macedonia	32.4	64.2	3.5
Total	24.26	72.39	3.35

Table 5: The age composition of each country of origin, the majority of the countries are in the working age group, except for Syria, where close to half are minors.

5.4 EU Membership

Although grouping migrants into broad categories such as EU vs. non-EU can highlight general patterns, we do not rely on them in our analysis, as they obscure substantial variation at the country level. For example, non-EU countries include Serbia, China, Russia, Syria, Afghanistan, and Ukraine. Grouping them does not reflect meaningful similarities in legal trajectories or outcomes relevant to our study.

EU migrants follow a more straightforward legal trajectory, typically entering as foreigners, obtaining residence permits, and eventually leaving the country. Within the first year, the probability of obtaining a residence permit is 68%, while the probability of leaving is 31%. An interactive visualization of EU probabilities is available at: <https://vis.csh.ac.at/migration-legal-status/>.

5.5 Time to Exit

Time to exit the country varies for different countries of origin (Table 6). To estimate it, we calculate the mean first passage time from the entry state “foreigner” to the exit state, also known as the hitting time. Given the probability matrix T , we solve the linear system $(I - T + \varepsilon I)h = b$. Where h is the hitting time and is equivalent to the number of steps needed to reach that state, ε is a small constant we added to ensure numerical stability, $\varepsilon = 10^{-6}$, b is a vector with all entries set to 1, except for the index corresponding to the exit state, which is set to 0, and I is the identity matrix.

Refugees' path to legal stability is long and systematically unequal.

Country	Mean First Passage Time (in years)
Germany	6.4
Romania	4.0
Ukraine	3.4
Hungary	4.3
Syria	30.9
Turkey	3.1
Croatia	7.3
Serbia	3.2
Bosnia and Herzegovina	3.9
Slovakia	3.3
Italy	4.1
Poland	5.0
Bulgaria	4.1
Afghanistan	8.7
Russia	6.1
China	2.4
India	4.6
Iran	3.8
Kosovo	4.6
North Macedonia	5.3

Table 6: Mean first passage time (in years) from the state “foreigner” to exiting the country.