

(De)composing Craft: An Elementary Grammar for Sharing Expertise in Craft Workflows

RITIK BATRA, Cornell Tech, USA

LYDIA KIM, Cornell Tech, USA

ILAN MANDEL, Cornell Tech, USA

AMRITANSH KWATRA, Cornell Tech, USA

JANE L. E, Stanford University, USA

STEVEN JACKSON, Cornell University, USA

THIJS ROUMEN, Cornell Tech, USA

Craft practices rely on evolving archives of skill and knowledge, developed through generations of craftspeople experimenting with designs, materials, and techniques. Better documentation of these practices enables the sharing of knowledge and expertise between sites and generations. However, most documentation focuses solely on the linear steps leading to final artifacts, neglecting the tacit knowledge necessary to improvise, or adapt workflows to meet the unique demands of each craft project. This omission limits knowledge sharing and reduces craft to a mechanical endeavor, rather than a sophisticated way of seeing, thinking, and doing. Drawing on expert interviews and literature from HCI, CSCW and the social sciences, we develop an *elementary grammar* to document improvisational actions of real-world craft practices. We demonstrate the utility of this grammar with an interface called *CraftLink* that can be used to analyze expert videos and semi-automatically generate documentation to convey material and contextual variations of craft practices. Our user study with expert crocheters (N=7) using this interface evaluates our grammar’s effectiveness in capturing and sharing expert knowledge with other craftspeople, offering new pathways for computational systems to support collaborative archives of knowledge and practice within communities.

CCS Concepts: • **Do Not Use This Code → Generate the Correct Terms for Your Paper**; *Generate the Correct Terms for Your Paper*; Generate the Correct Terms for Your Paper; Generate the Correct Terms for Your Paper.

Additional Key Words and Phrases: Do, Not, Us, This, Code, Put, the, Correct, Terms, for, Your, Paper

ACM Reference Format:

Ritik Batra, Lydia Kim, Ilan Mandel, Amritansh Kwatra, Jane L. E, Steven Jackson, and Thijs Roumen. 2026. *(De)composing Craft: An Elementary Grammar for Sharing Expertise in Craft Workflows*. In . ACM, New York, NY, USA, 29 pages. <https://doi.org/XXXXXXX.XXXXXXX>

1 INTRODUCTION

[Craftsmanship] means simply workmanship using any kind of technique or apparatus, in which the quality of the result is not predetermined, but depends on the judgment, dexterity and care which the maker exercises as he works. The essential idea is that the quality of the result is continually at risk during the process of making; and so I shall call this kind of workmanship “The workmanship of risk.” — David Pye [68]

Permission to make digital or hard copies of all or part of this work for personal or classroom use is granted without fee provided that copies are not made or distributed for profit or commercial advantage and that copies bear this notice and the full citation on the first page. Copyrights for components of this work owned by others than the author(s) must be honored. Abstracting with credit is permitted. To copy otherwise, or republish, to post on servers or to redistribute to lists, requires prior specific permission and/or a fee. Request permissions from permissions@acm.org.

CSCW ’26, Oct 2026, USA

© 2026 Copyright held by the owner/author(s). Publication rights licensed to ACM.

ACM ISBN 978-1-4503-XXXX-X/18/06...\$15.00

<https://doi.org/XXXXXXX.XXXXXXX>

Craft, defined by David Pye as the *workmanship of risk*, relies on evolving archives of skill and knowledge, continually shaped by material engagement and emerging tools [45]. As contributors to this growing archive, craftspeople experiment with and share their designs, materials, and techniques with others [87]. This knowledge exchange is essential to craft’s dynamism: its perpetual practices of adjustment, improvisation, and reinvention keep it current [6, 15, 16]. Expert craftspeople develop not only procedural fluency, but also a nuanced, tacit understanding of their craft — situated knowledge that is difficult to articulate yet central to their practice [67].

However, a key challenge arises when craft knowledge is shared across distances (remotely) and time (asynchronously). Craftspeople rely on static documentation, such as written instructions, video tutorials, and design files, to share knowledge. While these formats convey formal specifications and mechanical procedures, they fail to transmit the situated and tacit knowledge needed to navigate dynamic or uncertain contexts [84].

After long periods of practice [22], expert craftspeople develop a deep understanding of the structure or *rules* of their craft — the techniques, processes, and procedures by which high-quality objects are produced. But they also understand the conditions under which rules are to be amended or broken and the interpretive freedom needed to navigate unique conditions, materials and contexts. These deviations are not random; Goodwin [31] shows how situated actions stem from *professional vision*, where experts draw on experiential knowledge to interpret and respond to dynamic contexts. With this ability to discern patterns and contextual cues, experts adapt their responses fluidly in shared but distinctive ways through *improvisation* [8]. Capturing improvisations is challenging, as it requires representing implicit decisions and actions as structured and navigable documentation artifacts [25, 85] that support collaboration and the sharing of situated and tacit knowledge [3].

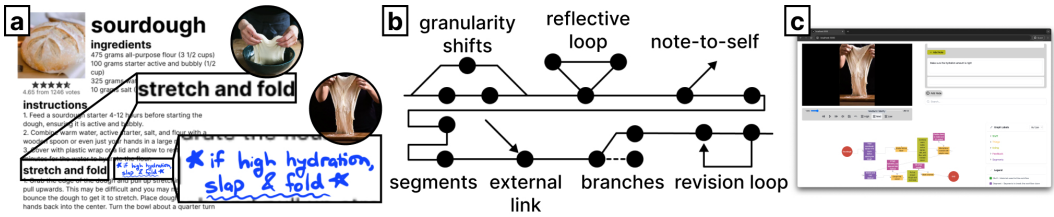


Fig. 1. (a) Improvisations in craft are documented as annotations, shown in this sourdough recipe. However, sharing situated and tacit knowledge is crucial to advance craft knowledge, here shown by different kneading techniques of *stretch and fold* compared to *slap and fold*. (b) We developed an *elementary grammar* composed of seven patterns occurring in craft workflows, to share knowledge between craftspeople. (c) We demonstrate the grammar in practice by designing an interface called *CraftLink* that enables craftspeople to translate unstructured craft videos to shareable documentation artifacts, based on our grammar.

Figure 1 illustrates how tacit knowledge influences the interpretation of craft documentation. The expert baker views the recipe as a starting point, not a strictly determinate sequence (Figure 1a). Substantial experience allows them to recognize that each step represents an action within a larger workflow, and that adjustments may be necessary, as shown by their annotation to use the *slap and fold* kneading technique when the dough has a higher hydration as opposed to the original *stretch and fold*. Conversely, another baker with less familiarity with sourdough may approach the recipe as immutable truth, following each instruction without grasping the underlying rationale. Much like in jazz, where musicians improvise based on a shared understanding of standards, scales and rhythms [8], craft knowledge thrives in collaborative environments where understanding is not fixed but evolves through communal engagement and sharing improvisational practices [48].

Andrew Abbott has demonstrated how these actions are *rule-based*, not *rule-bound* [2]. This distinction marks the difference between a practice of craft that is rote, mechanical and static and one that is live, dynamic, and evolving. This distinction renders existing static methods of documentation, like the recipe shown in Figure 1a, ineffective. *Rule-bound* approaches communicate the explicit rules of craft practice but cannot capture the nuanced improvisation and adjustment that experts perform in everyday practice. They can show practice in the *standard case*, but rarely the myriad deviations and adjustments to workflows that mark the practice and imagination of the expert craftsperson (and ultimately produce objects or things of distinctive quality or character).

To better document these workflows, there is a need for frameworks that capture and share both the structured rules and improvisational deviations embedded in craft practice. The concept of grammars from computational design theory [53, 82, 83] offers a potential path to capture and represent these rules of making. Knight describes a *making grammar* as *doing and sensing with stuff to make things* [52], emphasizing the material and sensory engagement inherent in the design process. These grammars not only capture the (skilled) mechanical endeavors to produce an object or thing but also the improvisational patterns and deviations that mark expert craft practice. Informed by interviews with expert craftspeople (N=16) and existing literature, we develop and demonstrate an *elementary grammar* to formalize patterns across craft practices that can support the sharing of both rules and improvisational actions (Figure 1b). Our goal is to *(de)compose craft* practices in ways that support collaboration and learning within extended communities of practice.

In this paper, we explore the challenges of documenting improvisation in craft workflows. We begin by reporting on interviews with expert craftspeople across a broad range of practices to learn about their documentation methods. We then develop an *elementary grammar* to formalize the tacit knowledge embedded in craft practices. To demonstrate the grammar in practice, we develop a documentation interface called *CraftLink* powered by a multimodal large language model prompted with our grammar (Figure 1c). Finally, we conduct an evaluation study with expert crocheters (N=7) to evaluate how this grammar may be used to spotlight nuanced techniques and tacit knowledge in craft workflows for other experts to learn from and integrate into their own practices.

Through this work, we make three central contributions to CSCW: (1) an *elementary grammar* for capturing and sharing situated and tacit knowledge in craft practices, (2) a demonstration of the grammar’s practicality through a documentation interface, and (3) insights from expert craftspeople into how this grammar spotlights implicit decisions and critical moments of their workflows using unstructured videos, improving knowledge and expertise sharing within craft communities. By exploring how to effectively capture and share these skilled practices, this work seeks to inspire and enable wider and more varied practices of collaboration within craft worlds, and the development of computational systems that are as flexible and adaptable as the practices they aim to support.

2 RELATED WORK

Our work draws on prior research in CSCW, HCI, and the social sciences to explore improvisational interactions. In this section, we discuss the related literature to situate our work at the intersection of theory and practice by discussing tacit knowledge and improvisation, craft knowledge and expertise sharing, challenges of documentation, and grammars to map improvisation.

2.1 Tacit Knowledge and Improvisation

Expert craftspeople, through years of training and practice, cultivate a deep understanding of their craft’s materials, tools, and techniques [49, 73, 75]. This understanding transcends the limits of language, constituting a type of knowledge that is tacit and *beyond words*: as Michael Polanyi has observed, “*We can know more than we can tell*” [67]. Recent research has explored how such tacit

knowledge is not only embodied by expert craftspeople [96] but also shared in other contexts, highlighting its significance in sustaining cultural heritage [38] and education [57]. This tacit knowledge enables experts to *reflect-in-action* by continuously evaluating their emerging artifacts [78], make calculated risks with unpredictable material behavior [68], and invent techniques to achieve their vision [58]. As craftspeople refine their practice, they cultivate a *professional vision* [31] that enables them to perceive, interpret, and collaboratively construct shared understandings of their craft practice [18]. This specialized vision allows them to recognize paths invisible to others.

Tacit knowledge empowers craftspeople to apply knowledge from past experiences to new contexts, leading to improvisation within their workflows. This makes craft, for Ingold [45], an ongoing dialogue between maker, materials, and environment that is fundamentally provisional and emergent in character: *“To practice craft is to work with materials in anticipation of what might emerge, rather than imposing form upon inert matter.”* Although craftspeople typically begin with a plan, the workflow quickly transforms into a dynamic interplay between plans, perception, and situated actions [84] where the unpredictable nature of craft requires them to take *risks* [68] by responding to emerging challenges and opportunities [27]. This ability for craftspeople to deviate from plans or expectations [34] is a fundamental aspect of craft expertise [79].

As discussed in CSCW, this interplay between structure and improvisation results in an evolving practice where knowledge and action are generated and refined [15, 16]. Each improvisational response feeds back into the individual craftsperson’s tacit understanding, gradually enriching their repertoire of skills and knowledge [8, 48]. This knowledge is embodied in the continuous cycle of action [20], breakdown [47], reflection [78], and repair [46] which ensures that craft practices remain vibrant and current in an ever-evolving world [16, 61, 74]. Our approach draws on Polanyi’s paradox [67] to (re)imagine documentation artifacts that externalize, without *freezing*, or standardizing, the tacit knowledge that enables craftspeople to respond to unexpected challenges. External representations [85] offer a more realistic, detailed and dynamic way for craftspeople to share their expertise and practice.

2.2 Craft Knowledge and Expertise Sharing

Within the CSCW community, knowledge and expertise sharing is a topic of interest through computer-supported documentation, frameworks, and mediums [3, 71]. However, long before the emergence of digital platforms, craftspeople relied on artifacts and demonstrations to share their expertise. Apprenticeships and guilds, for example, provide hands-on learning experiences where knowledge is passed down through direct observation and imitation [26, 56, 86, 97].

In recent decades, computational tools have been increasingly integrated into the *vocational training* of craft [98], approximating hands-on learning experiences [13], supporting expert feedback exchanges [17, 21], and enabling the asynchronous distribution of craft expertise across geographic distances [42]. Among these, video has proven popular for capturing the temporal and embodied nature of craft practices, offering rich visual and auditory channels for documenting complex workflows [36, 95]. In hobbyist communities, platforms such as Instructables allow users to share projects through step-by-step guides [89, 90]. Other approaches designed to approximate embodied learning include manually annotated craft videos with space-time motion paths [5] and mixed reality systems for experiential learning [65]. Complementary efforts focus on structuring craft knowledge for consumption including collaborative platforms for documenting craft ontologies [14, 66] and domain-specific search engines for craft-related information [87]. However, representing craft practice has often failed to capture its tacit and emergent dimensions, instead reinforcing static notions that miss craft’s inherent creativity and dynamism [19, 50]. Through the formulation of an *elementary grammar*, we provide a structured representation that spotlights the tacit dimensions of craft, centering often-overlooked aspects within documentation and for knowledge sharing.

2.3 Challenges in Creating Documentation

Tacit knowledge is notoriously challenging to document [10, 54, 62]. As Wood et al. [93] argue, tacit knowledge is difficult to articulate and often remains hidden within the *knowing how* rather than the *knowing that*. Researchers have explored a range of approaches such as knowledge graphs [43] and process models [11] to document expertise. These approaches have inspired research across domains applied to documentation artifacts, such as assembly instructions [4, 7], graphical document histories [35], and architectural drawings [72]. Researchers interweave digital and physical artifacts for documentation purposes: embedding in-situ narratives into knitted fabrics [76], enabling asynchronous hardware troubleshooting with 3D scanning [55], digitizing human-centered CAM workflows [23], and preserving fabrication experimentation using computational notebooks [88].

Meiklejohn et al. [64] explore personal design ledgers to investigate the complexity posed by materials within craft workflows. While their approach offers valuable insights for capturing tacit knowledge in intelligible forms [91], it primarily draws on retrospective accounts that may muddle [77] the practical knowledge of situated decision-making and adjustments that go unnoticed (what Star and Strauss [81] call the *invisible work* of CSCW systems). Building on this premise, we explore patterns in craft workflows not to encode the full breadth and depth of expert knowledge into inflexible structures, but to spotlight the improvisations and decision-making that shape its situated dimensions. By identifying these patterns in craft workflows with their context, the grammar provides a scalable and extensible method for capturing and sharing expert knowledge.

2.4 Grammars to Map Expertise

Our work draws on the concept of grammars from computational theory. Such grammars are frameworks to represent and generate designs from primitive components [82] that allow wide latitude for combinatorial innovation; that is, the ability to be enacted or composed in widely (but not infinitely) varied ways to produce different outcomes. Thus they provide structure and a language for the expression of action, without being fully deterministic in its outcomes. Just as the elements of English grammar give structure and comprehensibility to everything from a Shakespearean sonnet to the Apple iTunes terms of service, design grammars provide structure and guidance on the *kinds* of things that exist and how they might be composed, without determining the final shape of the result. Crucially, while grammars formalize and express *elements* of complex and distributed systems or practices, they do not impose a standardized *script* for action [40], or a fixed rule-set that determines how elements are to be achieved or composed in (all) instances; in Abbott's earlier terms, they support *rule-based*, not *rule-bound*, behaviors [2].

In design, grammar-based approaches prove useful for developing computational tools that leverage the structure and expressiveness of grammars to generate variations, as demonstrated by tools like PotScript [63] which use a grammar to create parametric designs for pottery. Knight and Stiny [52] have developed a computational approach to making using a grammar to bridge the gap between design and fabrication. Their grammar offers a framework for capturing creative practices by defining making processes as *doing and sensing with stuff to make things*. They provide a blueprint for learning and replicating these skills by identifying elements and relationships within practices of making. This may prove valuable in the sharing and evolution of craft practices, where knowledge is transmitted through apprenticeship and experimentation. In both instances, grammars help to codify this knowledge, making it more accessible to practitioners distributed in space and time. This also aligns with Ingold's [44] critique of the distinction between design and making precisely because of the role of materials in shaping creative outcomes.

Knight and Stiny's emphasis on precise task description lays the foundation for a nuanced understanding of craft processes and facilitates computational approaches to sharing craft knowledge. But it provides little account of the reasoning and intuition behind decision making, and the role of intentionality in the transmission of craft knowledge. As Goodwin [31] makes clear, to become a potter is to learn to think and sense like a potter, in relation to the variable material world. This highlights the need for a more expressive grammar, one that captures and conveys this interplay between structured knowledge and improvisational skill. Our grammar introduces new representational patterns specifically designed to capture these nuances.

3 EXPERT INTERVIEWS

We conducted 13 interviews with expert craftspeople to survey craft experience across practices, including woodworking, metalworking, and fiber arts. These interviews focused on understanding how material properties shape their craft workflows. Drawing from the breadth of these 13 interviews, we conducted an additional set of in-depth interviews to examine an emerging theme in greater detail: craft documentation. We interviewed three expert craftspeople to explore the documentation norms of their craft practices: baking (recipes), crocheting (stitch patterns), and machining (technical sketches). These in-depth interviews laid a foundational understanding of the challenges in documenting craft, particularly for sharing expertise with others.

The 13 survey and 3 semi-structured interviews were all conducted either in-person or via Zoom and ranged in length from 30 to 90 minutes. The survey interviews (S1-S13) followed an interview structure included in Supplementary A1. The in-depth interviews (P1-P3) explore documentation practices in two phases of craft: (1) During fabrication to focus on tools and motivations for documenting and (2) Post-fabrication to examine how craftspeople revisit and share their documentation with others (interview structure in Supplementary A2). Participants were sampled from our personal networks and expanded through snowball sampling [30]. *Experts* were defined as craftspeople with a minimum of five years of professional experience within their craft. Table 1 summarizes the backgrounds and craft techniques of all participants.

3.1 Findings

To identify key patterns of documenting craft, the first author analyzed the interviews following the principles of grounded theory [29], resulting in 198 inductive codes that revealed four themes as shown in Table 2: Improvisation and adaptation, tools for sharing knowledge, limitations of documentation, and sharing knowledge for learning.

3.1.1 Improvisation and Adaptation. We observed two key factors when it comes to the theme of improvisation and adaptation: how to document uncertainty and how to adapt from the fundamentals for unanticipated situations.

Communicating Uncertainty. Half of the participants (8) mentioned the improvisational nature of their craft by describing how they navigate uncertainty when adapting to emerging material behaviors, tools and techniques, and design constraints. For instance, P2 (Baker) explained, “If there’s a recipe that I didn’t really like [and] I wanted to adapt [it], I usually just write on it... with a pen... ‘70 grams of sugar instead of 90’... [but] I didn’t want to write it on the [recipe] just in case it didn’t work.” This reluctance to alter the recipe highlights the difficulty of documenting improvisation, especially given the possibility of unsuccessful outcomes.

Adapting the Fundamentals. S6 (Furniture Designer) likened craft practices to the improvisational aspects of jazz music where craftspeople “learn the vocabulary [of their craft]: Materials, processes, tools to be lyrical and really unburdened by [anything].” This sentiment was shared by S5 (Furniture

ID	Exp. (Yrs)	Profession	Craft Techniques	Documentation Tools
S1	50+	Sculpture and Fiber Artist, Teacher	Knitting, Crocheting	-
S2	20	Product Designer, Architect, Artist, Entrepreneur	3D Printing, Metalworking, Sewing	Paper and Pencil
S3	15	Product Designer	3D Printing, Sewing, Woodworking	Photo, Video
S4	15+	Sculpture Artist, Professor	Hand Knitting, Crocheting, CNC	Paper, Photo
S5	15+	Furniture Designer	CNC, Laser Cutting, 3D printing, Weaving, Woodworking	Photo
S6	10+	Furniture Designer, Professor	3D printing, CNC, Laser Cutting, Woodworking	Paper, Photo
S7	25+	Sculpture Artist	Welding, Laser Cutting, Sewing, Sketching	Photo
S8	20+	Knitter, Knitting Studio Manager	Knitting, Crocheting	-
S9	15	Jewelry Designer, Professor	Enameling, 3D Printing	Paper, Photo
S10	20	Sculpture Artist, Professor	Laser Cutting, CNC, Sketching	Photo
S11	50+	Textile Designer	Loom Weaving, Machine Knitting	Photo
S12	25	Metalworker, Makerspace Director	Welding, Metal Fabrication, CAD	Photo, Video
S13	20	Weaving Artist, Studio Manager	Floor Loom Weaving	-
P1	15	Machinist, Entrepreneur	Metal Machining and Welding	Paper, Photo, Video
P2	15	Baker, Graduate Student	Baking	Photo, Snapchat
P3	5	Crocheter, Software Engineer	Crocheting, Knitting	Photo, Video, Tablet

Table 1. Summary of expert survey (S) and interview study (P) participants and the craft techniques and documentation tools discussed.

Designer), who emphasized that shifting away from rigid structures and learning about material behaviors is crucial to navigate the unpredictable landscape of craft—*“It’s about forgetting your product design education.... It’s not until you end up with something like this [standard material] that you start thinking like a designer.”* To design for this uncertainty, S9 (Jewelry Designer) starts with a partial design: *“I’m playing around with the material... [with] between 50 to 70 percent of an image in my head.... And with every new hammer that you get, you find your work also changes because there [are] all these new possibilities with every tool that you didn’t know about your material.”*

3.1.2 Tools for Sharing Knowledge. Craftspeople employ a variety of documentation tools to capture their workflows, such as photos (12), sketches and text (7), and videos (4). Photos offer a quick way to document specific steps, highlight important measurements, or record precise configurations. As P1 (Machinist) explained, *“A photo can give me enough information [for remembering] where I’m putting what dies for bending”* which ensures accuracy when referring back to the documentation. Written notes and sketches remain valuable in craft practices for quickly visualizing ideas, particularly for

Theme	Description of Theme	Code Groups	Examples of Low-Level Codes
Improvisation and Adaptation	Actions taken in response to unexpected situations or material variations	<i>Communicating Uncertainty, Adapting the Fundamentals, Tools for Sharing Knowledge</i>	<i>some of the movements are almost invisible for machining (P1), change templates to use the scraps (P1)</i>
Tools for Sharing Knowledge	Methods to document craft practices	-	<i>pictures/videos supplement notation due to variability (P3), binder has all recipes with sticky notes as dividers (P2)</i>
Limitations of Documentation	Challenges experts face when documenting craft	<i>Level of Detail, Recording While Crafting, Embodied Knowledge</i>	<i>takes 2-3 times longer to make videos (P2), people are buying static patterns which is still annoying in case there are any mistakes (P3)</i>
Sharing Knowledge for Learning	How documentation supports non-expert learning	<i>Supporting Pedagogy, Lasting Benefits of Documentation</i>	<i>free YouTube tutorials to learn things that she doesn't know (P3), lot of knowledge to impart and there is so many different things (P1)</i>

Table 2. The four high-level themes from our interviews that motivated our *elementary grammar*, alongside a theme description, code groups, and exemplary low-level codes.

designing and exploring. S2 (Product Designer), explained that sketching is essential for his practice: “I have to sketch; I can’t work things out in my head.” Finally, videos provide a more dynamic and comprehensive record, especially for actions difficult to describe in static forms of documentation, such as complex movements or subtle material interactions. P3 (Crocheter) noted that video “fills in the gaps of what text is unable to describe” by capturing nuanced techniques and providing a visual record for the entire workflow, often through time-lapse documentation.

3.1.3 Limitations of Documentation. Participants brought up limitations of documentation in three categories: capturing the right level of detail, having to think about knowledge sharing during the craft workflow, and the constraints on flexibility different documentation tools provide.

Level of Detail. Eight participants noted the challenge of fully capturing workflows and values embedded in craft practices. P1 (Machinist) emphasized the importance of recording details such as the amount of force applied when bending metal, stating, “Some of the details that maybe you can’t see from an image or a video... I applied a decent amount of force here. I applied maybe a little less force here.” S1 (Sculpture and Fiber Artist) noted cultural assumptions implicit in documentation; a Japanese craft book she uses does not include sizes, while a Scandinavian book had no descriptions of the specific techniques, presumably assuming these are known to readers. This variation underscores the challenge of creating universally accessible documentation.

Even with readily available resources such as online tutorials, limitations persist, as S4 (Sculpture Artist) shared how he had to attend in-person workshops to learn to knit: *“I’m not gonna be able to do this just by watching YouTube....It’s just a ‘Hey, show up and we’ll teach you how to knit.’ So I sat there for an hour or two and someone would like occasionally come by and say like, ‘Oh, how’s it going? Oh, you’re doing this slightly wrong....’ I went home and I just practiced a bunch.”* These challenges collectively emphasize the need for more comprehensive and nuanced documentation methods that can effectively capture craft knowledge across cultures and skill levels to avoid ambiguity.

Recording While Crafting. Five participants noted that while high-fidelity documentation is valuable, creating such artifacts can be challenging. P2 (Baker) described the significant overhead involved in filming detailed videos: *“Filming something usually makes something take two to three times longer... you’re having to wash your hands all the time because your hands are dirty, but then you’re like, ‘Is my camera dead.’ As a non-expert, I’m like, ‘Is my camera focused’ ... taking videos of myself is really hard work versus pictures.”* Similarly, S8 (Knitter) added that it is *“hard to watch a video and follow it along... especially when your finger is like blocking the frame, I think there is a level of dexterity there that just... [is] like muscle memory,”* further emphasizing the difficulty in capturing subtle hand movements in videos. This highlights the tension between the desire for comprehensive documentation and the practical constraints of maintaining workflow and minimizing disruption. P3 (Crocheter) also discussed the post-processing of this video data as her edited videos *show the yarn and then just the finished product [with] things in between.... I’ll show little [clips] and then speed it up... [or] full time lapse videos... for a smaller item because... the amount of footage I have would be too much to deal with.”* Beyond the time investment, creating effective videos also requires technical skill and familiarity with video taking and editing — being a craft in and of itself.

Embodied Knowledge. Three participants demonstrated their preference for relying on memory and tacit knowledge rather than explicit documentation, particularly when teaching. S1 (Sculpture Artist) explained, *“I do not write down my patterns... I will have [students] stand next to me while I am doing all of the math,”*. S8 (Knitter) learned to knit through YouTube — *“a great place to learn. And then I would start to challenge myself for slightly different, more advanced projects....”* — and now improvises while teaching non-experts how to knit *“[her] version of other people’s patterns”*. These perspectives demonstrate the limitations of documentation tools in capturing the nuances of tacit knowledge and improvisation inherent in expert craft workflows.

3.1.4 Sharing Knowledge for Learning. We break this down this final theme into observations surrounding pedagogy and the lasting benefits of such documentation.

Supporting Pedagogy. Eight participants shared how documentation plays a crucial role in supporting the learning and knowledge sharing within craft practices. P3 (Crocheter) emphasized the importance of creating clear patterns: *“[they need] to be easy to make. So [the design] can’t just like look good; it also needs to be the best way of doing it.”* This highlights the value of documentation that not only captures the steps involved, but also considers the non-experts’ perspective to ease the sharing of knowledge. P3 developed personal preferences by consuming documentation: *“It first started with me like not liking specific things of other people’s patterns.... When I wanted to make multiple of something, I would just kind of rewrite [their pattern] or change it a lot.”* S6 emphasized the value of bridging familiar concepts with new techniques in craft documentation, suggesting that grounding unfamiliar tools and processes with familiar materials and metaphors makes them more accessible: *“It’s a little daunting to approach something or approach a tool you don’t know... [but] you could do a lot with paper to understand an object.”* These insights underscore the critical role of documentation in craft as a pedagogical tool that empowers through clear communication.

Lasting Benefits of Documentation. S5 (Furniture Designer) discussed the importance of documenting the use of natural materials to encourage long-term thinking: “It’s about getting people to think a lot, much more long term: ‘What am I doing now?’ and ‘What’s going to be the impact of these actions when I’m gone?’” This highlights the potential for documentation to transmit not only technical skills, but also values and cultural perspectives. S12 (Metalworker) shared that “The thing that is really rewarding as a teacher and sharing knowledge around stuff is that it’s just so damn empowering,” capturing the impact of sharing craft knowledge on teacher and student.

4 ELEMENTARY GRAMMAR

Based on our findings, we developed an *elementary grammar* to capture and share expert knowledge in craft workflows, oriented by five design guidelines:

- **Generalizability:** Spans diverse crafts;
- **Extensibility:** Welcomes additions beyond structures;
- **Customizability:** Adapts to varied expertise and perspectives;
- **Accessibility:** Supports multiple learning systems; and
- **Practicality:** Fits into craft workflows.

The resulting *elementary grammar* includes the following seven key patterns: GRANULARITY SHIFTS, REFLECTIVE LOOPS, NOTE-TO-SELF, EXTERNAL LINKS, SEGMENTS, BRANCHES, and REVISION LOOPS. Figure 2 highlights these patterns with an example of a machine-knitting workflow.

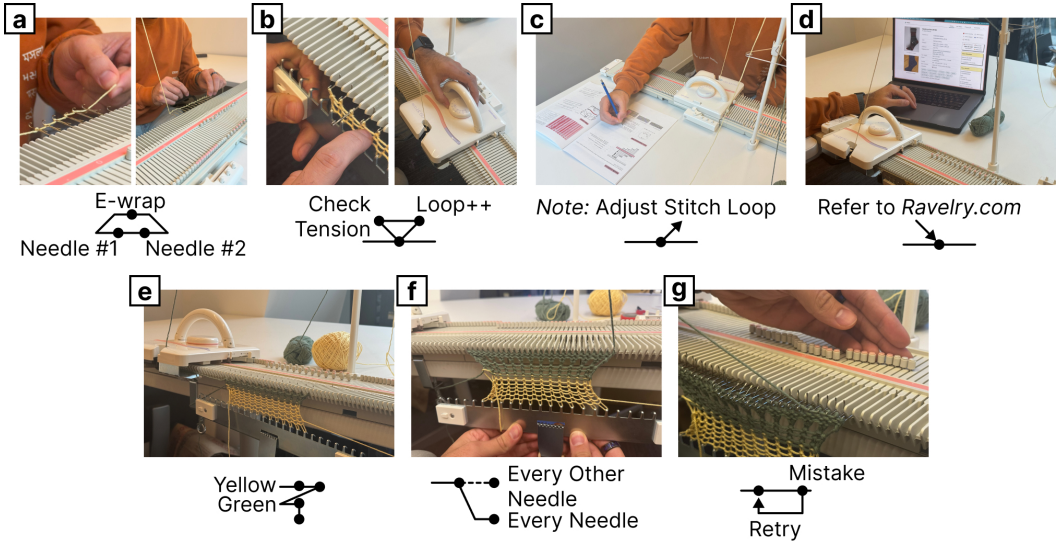


Fig. 2. During this machine knitting workflow, steps involving tacit knowledge are challenging to document. Our *elementary grammar* captures this with these patterns: (a) GRANULARITY SHIFTS, (b) REFLECTIVE LOOPS, (c) NOTE-TO-SELF, (d) EXTERNAL LINKS, (e) SEGMENTS, (f) BRANCHES, and (g) REVISION LOOPS.

4.1 GRANULARITY SHIFTS

“[With] a published [craft] book... from Scandinavia, the presumption is everybody knows the techniques.... So the instructions don’t have to be exact.... Japanese sewing patterns don’t come in sizes. They just have little drawings of what the pattern pieces should look like....” — S1 (Sculpture and Fiber Artist)

S1 highlights the need for adjustable lenses in craft documentation to cater to different audiences. Rather than documenting craft knowledge as a monolith of equally-important steps, the grammar assigns a level of granularity to each state in the workflow using GRANULARITY SHIFTS. This level of granularity, listed as low, medium, and high, dictates the level of documented detail (Section 3.1.3). A high level of granularity might include detailed descriptions of tool usage, material handling, and subtle nuances in movement, as well as explanations of the rationale behind specific choices and adjustments. Conversely, a low level of granularity might simply state the action without further elaboration, suitable for experts who already possess the necessary background knowledge.

In Figure 2a, the knitter demonstrates GRANULARITY SHIFTS by providing a close-up capture of their hands performing the *e-wrap* cast on, accompanied by a precise verbal description of each movement. Within this detailed documentation, nuanced movements are highlighted as high level of granularity — for instance, the exact placement of the yarn on the specific needle or the hand motion used to create the wrap. This allows other craftspeople to tailor the level of granularity in the framework to their needs, ensuring they grasp the nuances for successful execution of the technique. Experienced craftspeople recognize this as a familiar cast-on technique and may not require such granularity. By incorporating GRANULARITY SHIFTS, our grammar enables the creation of documentation that is both comprehensive and adaptable to the needs of diverse learners.

4.2 REFLECTIVE LOOPS

“I’m playing around with the material... [with] between 50 to 70 percent of an image in my head.... And with every new hammer that you get, you find your work also changes because there [are] all these new possibilities with every tool that you didn’t know about your material.” — S12 (Metalworker)

As S12 describes, craftwork often involves a dialogue with materials. Craftspeople do not always have a fully formed plan; they engage in cycles of action, observation, and adjustment, responding to the nature of their materials and tools. This aligns with the concept of a “*reflective practitioner*” [78] who continuously evaluates their actions in light of emerging challenges and adjusts their approach accordingly. Ingold [45] emphasizes the agency of materials in shaping craft workflows, highlighting the need for craftspeople to respond to the inherent variability and unpredictability of their chosen medium. Therefore, capturing these loops between the craftsperson and material, where perception and action inform each other, is crucial for conveying the dynamic and responsive nature of craft.

REFLECTIVE LOOPS represent the iterative process of experimentation and adjustment that characterizes craftwork. With REFLECTIVE LOOPS, the grammar captures the non-linear nature of craft, where decisions are made in response to emerging challenges and unexpected discoveries. Moreover, by studying these loops, other craftspeople gain insights into the tacit knowledge that guides decision-making, developing a deeper understanding of how to approach unexpected situations.

In Figure 2b, after the knitter knitted the first few rows, they pull out a needle to assess the tension. They may adjust the tension dial on the knitting machine, demonstrating a dynamic interaction between doing and sensing. This moment of reflection highlights the knitter’s responsiveness to the material and their ability to adjustment. By incorporating REFLECTIVE LOOPS into our grammar, we create documentation that accurately reflects the iterative and adaptive nature of craft practices.

4.3 NOTE-TO-SELF

“Some of the details that maybe you can’t see from an image or a video... I applied a decent amount of force here. I applied maybe a little less force here.” — P1 (Machinist)

P1 highlights that some actions within craft workflows involve details that may not be readily apparent through observation alone. These nuances, such as the precise amount of force applied

or the specific tool settings used, can significantly impact the result of the action. For experts to capture these details effectively, our grammar needs to include annotations that provide further detail beyond the grammar's foundational elements and context of the *why* behind every action.

NOTE-TO-SELF is a flexible structure for craftspeople to add information and context that does not fit into the grammar's defined patterns and elements. The foundational elements benefit from additional annotation, particularly for sensing and doing where information from visual demonstrations remains incomplete. While some aspects of craft may remain elusive in documentation, situated annotations provide a freeform way to embed crucial context.

To illustrate this pattern, Figure 2c shows how a knitter adds notes about their workflow as they adjust the tension dial on their knitting machine. In this scenario, the knitter checks, or *senses* the tension of the knit fabric. They add notes about how different yarns require varying levels of tension due to their specific fiber content, ply, and thickness. By identifying NOTE-TO-SELF, our grammar empowers craftspeople to articulate and share the subtle, yet crucial, aspects of their practice that often escape traditional documentation methods.

4.4 EXTERNAL LINKS

"I'm not gonna be able to do this just by watching YouTube....It's just a 'Hey, show up and we'll teach you how to knit.' So I sat there for an hour or two and someone would like occasionally come by and say like, 'Oh, how's it going? Oh, you're doing this slightly wrong....' I went home and I just practiced a bunch." — S4 (Sculpture Artist)

As S4 describes, learning is an ongoing journey fueled by interactions with fellow craftspeople through external resources. Online resources, workshops, and mentorship provide valuable paths for acquiring new skills and expanding one's understanding.

This exchange of individual knowledge and communal resources is essential to the evolution of craft, motivating a need for EXTERNAL LINKS. This allows our grammar to connect with external sources of knowledge — websites, videos, online forums, and other repositories of craft knowledge. By integrating references, the grammar acknowledges that craft practice often involves drawing on a network of information that extends beyond a single document. This interconnectedness fosters a richer understanding of the craft and encourages continuous learning.

Figure 2d provides a concrete example. The knitter, facing a challenge with changing colors on their specific machine, turns to online resources for guidance. They engage in online community forums such as *Ravelry* [12] to find the solution as well as other knitters who have faced this issue. By incorporating these external resources (e.g., links, videos, or forum discussions) into their documentation, they create a more comprehensive record of their workflow and contribute to the collective knowledge of the craft community.

4.5 SEGMENTS

"[Videos] show the yarn and then just the finished product [with] things in between.... I'll show little [clips] and then speed it up... [or] full time lapse videos... for a smaller item because... the amount of footage I have would be too much to deal with." — P3 (Crocheter)

As P3 noted, observing every stitch in a multi-hour knitting tutorial can quickly lead to disengagement. A balance between comprehensiveness and conciseness is essential, allowing for both in-depth study and efficient comprehension.

SEGMENTS are a structural pattern that enables the division of a craft workflow into distinct sections, mirroring the creation of individual components within the final artifact (e.g., the sleeves of a sweater). By selectively expanding and querying segments, users can navigate the documentation

artifact more effectively, either focusing on specific techniques or gaining a broader overview of the captured workflow.

For instance, Figure 2e illustrates the knitter introducing a new yarn type, marking a distinct segment in the workflow. This segment might contain specific techniques for joining the yarn or adjusting tension. As this is an optional and more advanced technique, an expert knitter can quickly navigate to this section for reference, while a less experienced knitter might skip it to focus on the overall construction. This layered approach ensures the documentation remains accessible and relevant for learners at all levels, catering to diverse learning needs and interests.

4.6 BRANCHES

“[YouTube is] a great place to learn. And then I would start to challenge myself for slightly different, more advanced projects.... [Now, I teach my] version of other people’s patterns”
— S8 (Knitter)

As S8’s quote illustrates, craftspeople frequently deviate from established patterns, adapting their techniques, materials, and tools to achieve specific goals or explore new creative directions. These deviations highlight the dynamic interplay between following instructions and applying tacit knowledge. Capturing these moments is crucial for understanding how craftspeople personalize their craft and contribute to its evolution.

BRANCHES document these deviations to capture insights into the tacit knowledge and decision-making that underpin expert practice. This pattern allows us to represent the non-linearity of real-world craft workflows, acknowledging the alternative paths that craftspeople often explore. By comparing the original pattern with the actual workflow, the grammar can identify and document specific points of divergence, including variations in materials, actions, tools, or techniques.

In Figure 2f, the knitter modifies the pattern by knitting into every needle instead of every other needle to achieve a tighter knit. This illustrates how craftspeople adapt instructions based on their individual goals and material understanding. By documenting this change using BRANCHES, the grammar captures not only the technical modification, but also the underlying intention and creative decision-making process.

4.7 REVISION LOOPS

“It’s a little daunting to approach something or approach a tool you don’t know.... [but] you could do a lot with paper to understand an object.” — S6 (Furniture Designer)

This reflection from S6 highlights the importance of iterative experimentation in craft. The ability to explore different approaches and *undo* actions is crucial for both learning and mastering a craft. This experimentation often involves utilizing readily available materials and tools to prototype and refine ideas before translating them to the final artifact. Such actions significantly influence the workflow and contribute to the situated knowledge of the craftspeople.

REVISION LOOPS document two critical aspects of iteration in craft workflows. First, they capture the prototyping phases where craftspeople experiment with readily available materials and tools to refine ideas before translating them to the final artifact. Second, this pattern documents instances where craftspeople sense something is off with their workflow, undo recent steps, and redo them differently. This *undo-redo* cycle preserves the “*paths-not-taken*” [34] and valuable learning experiences often lost in traditional documentation. By observing these experiments, other craftspeople gain insights into the decision-making process and develop a deeper understanding of the craft.

In Figure 2g, the knitter, realizing a design choice doesn’t align with their vision, unravels a few rows to revert to a previous state. This action highlights the importance of *repair* [46] within craft practices, extending beyond knitting to woodworking, ceramics, and other domains. Documenting

	Carving a Wooden Spoon	Folding a Paper Crane	Sketching a Person
GRANULARITY SHIFTS	Detailed marks during initial carving	Precise angles for each fold	Coarse layout of proportions
REFLECTIVE LOOPS	Adjusting to wood grain changes	Adjusting to paper thickness	Adjusting to pencil hardness
NOTE-TO-SELF	Tool pressure	Measurements for folding	Light source and intensity
EXTERNAL LINKS	Scandinavian carving videos	Origami pattern books	Anatomy diagrams
SEGMENTS	Rough shaping, detail work, finishing	Base, shaping, final folds	Sketch, detail, shading
BRANCHES	Deviations around wood knots	Alternate folding method for stability	Testing alternative hand poses
REVISION LOOPS	Corrections of inaccurate marks	Unfolding due to misaligned wings	Erasing to redraw proportional fingers

Table 3. Examples of how each *elementary grammar* pattern appears across different craft practices.

these revisions reveals the expert’s ability to recognize problems, adapt to unexpected outcomes, and recover from setbacks which are all qualities of expert practice that traditional linear documentation methods struggle to effectively map and communicate.

Our *elementary grammar* goes beyond individual patterns and elements to create a coherent framework for capturing the multi-dimensional nature of craft expertise. When applied to a complete workflow, as demonstrated in the additional examples in Table 3, these patterns interact dynamically and reveal the richness and complexity of craft expertise.

5 GRAMMAR IN PRACTICE: CRAFTLINK

To demonstrate the practical utility of our grammar we designed an interface called *CraftLink* for documentation and collaboration that transforms unstructured craft videos into graph-based visual representations, highlighting the patterns and foundational elements identified in our *elementary grammar*. Collaborators (other craftspeople) use these graphs to learn from the captured situated tacit knowledge. This section describes the design of the authoring interface that enables craftspeople to interact with these graphs for others to consume.

The pipeline for *CraftLink* comprises five stages, as shown in Figure 3: (a) experts record narrated videos of their craft workflows, (b) these videos are processed into structured data (JSON) by a multi-modal large language model (MLLM) using our grammar as system prompt, (c) the JSONs are converted into structured graphs, (d,e) experts refine the graphs through our authoring interface, so (f) other craftspeople can navigate the revised graphs with a context-rich view of the workflow.

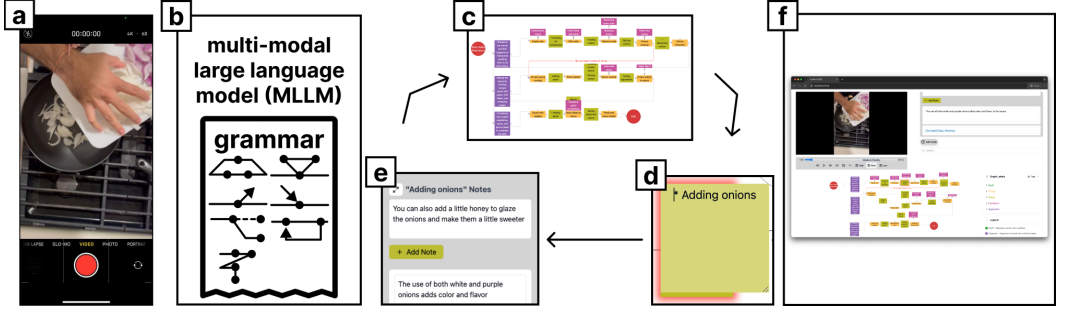


Fig. 3. The pipeline of our demonstrative implementation of the grammar.

5.1 Video Capture and Narration

The documentation interface requires experts to record themselves engaging in their craft, while simultaneously narrating their actions, thoughts, and decisions. The emphasis is on producing a rich verbal account that complements the visual demonstration.

Our interview findings suggest that self-recording is challenging, therefore our interface allows camera setups to be either static or dynamic, and the camera itself can be used as a pointing device to highlight specific features or materials, allowing the process to integrate naturally into existing workflows. Figure 3a illustrates this approach: a chef prepares pasta while narrating, here adding onions to the sauce. After recording, the video is uploaded to Google Cloud Storage [9].

5.2 Analyzing the Video

To analyze the unedited video, we use Google's MLLM, Gemini 1.5 pro [32], guided by a structured prompt based on our grammar (see Supplementary A3). This prompt defines each foundational element and pattern in our grammar, providing detailed descriptions and illustrative examples to enhance interpretation [99]. This process results in a structured representation of the craft workflow, capturing the flow of decision-making and material engagement.(Figure 3b).

To ensure high-quality graph generation, we include a set of constraints for the MLLM within our prompt. The graph must be fully connected, meaning all nodes are linked, with a path from the first to the last thing with no isolated elements. It must also be complete, spanning the full video duration, with all the nodes timestamped from the beginning (0 sec) to the end of the video. The model then processes both the uploaded video and the grammar-based prompt to generate a structured JSON output, which is stored in cloud storage.

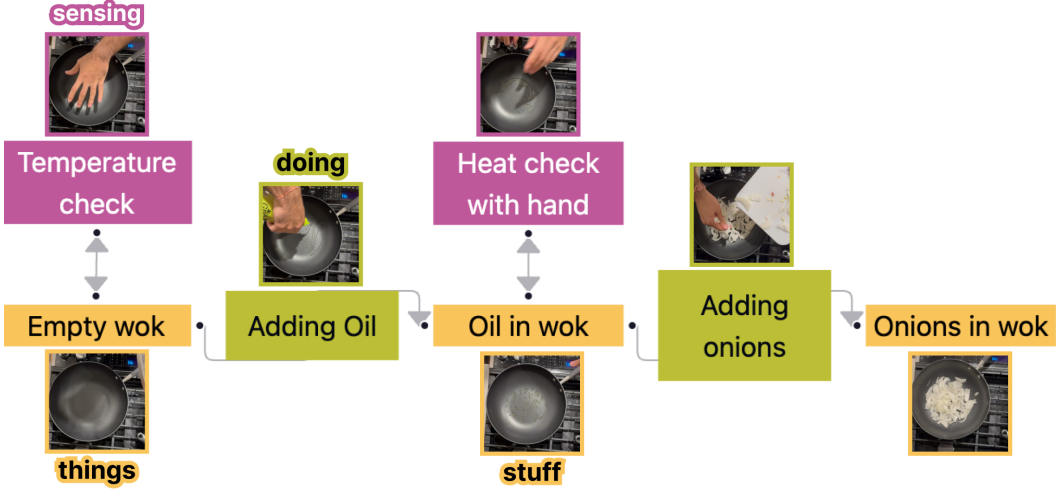


Fig. 4. The *foundational elements* for our grammar represented in *CraftLink*.

5.3 Graph Generation

From this generated JSON, we use ReactJS [1] and the ReactFlow library [94] to construct a graph (Figure 3c). This is a directed graph, where color-coded nodes and edges correspond to: *stuff* (yellow), *doing* (green), *sensing* (purple), and *things* (yellow) as shown in Figure 4, following the definitions by Knight and Stiny [52]. Since *stuff* is explicitly referenced within *things*, the interface combines them into *thing*-nodes. The graph order is generated as a list of algebraic sequences of *thing* (T) and *doing* (D) elements, such as $T_1 + D_1 = T_2$. Reflective loops are represented as nodes attached to *thing*-nodes, using bi-directional edges to signal *sensing* to inform the following action.

Clicking on nodes or edges allows users to jump to the corresponding video timestamps and navigate the workflow. Segments are represented as grouping sequences of *thing*-nodes and a dedicated node for each segment that allows collapsing or expanding the associated segment.

5.4 Refining the Graph

The expert can modify the automatically generated graph by editing, deleting, or adding nodes (Figure 3d), and by appending notes to improve accuracy and clarity (Figure 3e). To further enrich the graph with external links, the generated JSON includes references detected in the video, which are supplemented through the Custom Google Search API [33]. Once satisfied with all their changes, they save their modifications back in Google Cloud Storage. This interactive machine-learning approach [70] ensures that the final documentation represents the expert's workflow and supports varying levels of interpretation and learning. These editing capabilities enable experts to capture not only the sequence of actions detected in the video but also the rationale, improvisation, and decisions embedded in their workflow.

5.5 Navigating the Graph

Collaborators access the refined graph created by the expert by visiting the URL and appending '/restore' (Figure 3f). The integration of video playback with the expert-modified graph promotes a deeper understanding of expert craft by enabling users to navigate the recording through elements of the grammar, represented as nodes and edges.

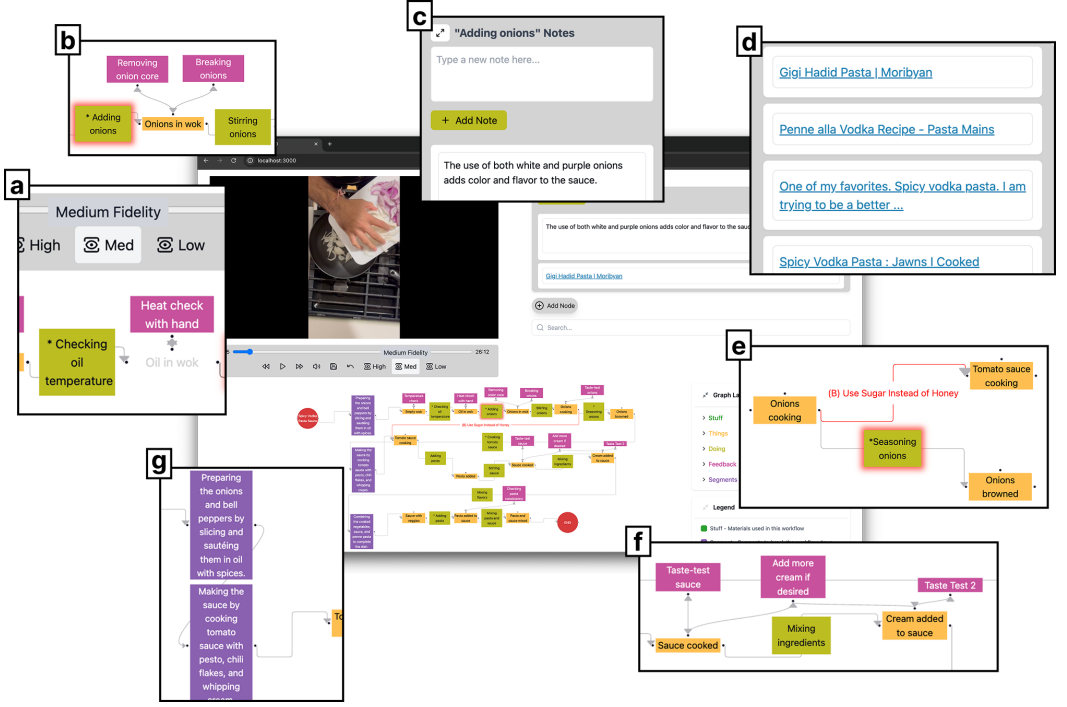


Fig. 5. *CraftLink* implements the patterns described within our *elementary grammar*: (a) GRANULARITY SHIFTS, (b) REFLECTIVE LOOPS, (c) NOTE-TO-SELF, (d) EXTERNAL LINKS, (e) BRANCHES, (f) REVISION LOOPS, and (g) SEGMENTS.

CraftLink includes features, outlined in Figure 5, that reflect the patterns described in our grammar. (a) The level of detail can be adjusted dynamically using the fidelity controller (GRANULARITY SHIFTS). (b) Reflective moments are visualized as REFLECTIVE LOOPS. (c) Expert-authored notes (NOTE-TO-SELF) provide additional context, (d) and EXTERNAL LINKS provide references to other sources. (e) Optional overlays allow users to compare their workflows with those of experts through branching structures (BRANCHES). (f) REVISION LOOPS represent iterative adjustments and corrections, and (g) the overall workflow is segmented into collapsible groups (SEGMENTS).

6 EVALUATION

For our grammar, it is critical to consider both the capture of expertise from the documentation creator and sharing of that expertise from the documentation consumer. To assess the effectiveness of our *elementary grammar* in supporting both of these roles, we conducted a two-part qualitative evaluation study with seven expert crocheters. The core research question guiding this study was: “How effective is our *elementary grammar* for capturing and sharing craft knowledge between experts?”

6.1 Participants

Participants (C1-C7) are recruited from the personal network of the authors and each had a minimum of five years of crocheting experience (verified via a background survey conducted at the beginning of the study).

6.2 Task

Using a symmetrical study design, we evaluate our grammar from the creator’s and consumer’s perspectives: (1) how effectively experts used the grammar to reflect on and document their own workflows, and (2) how effectively other craftspeople interpreted these representations to understand another expert’s process (interview structure in Supplementary A4). We use a quantitative survey with Likert scales [60] for each part to capture the participant’s reactions to the graph’s usability after engaging with *CraftLink* as creator and consumer (questions in Supplementary A5).

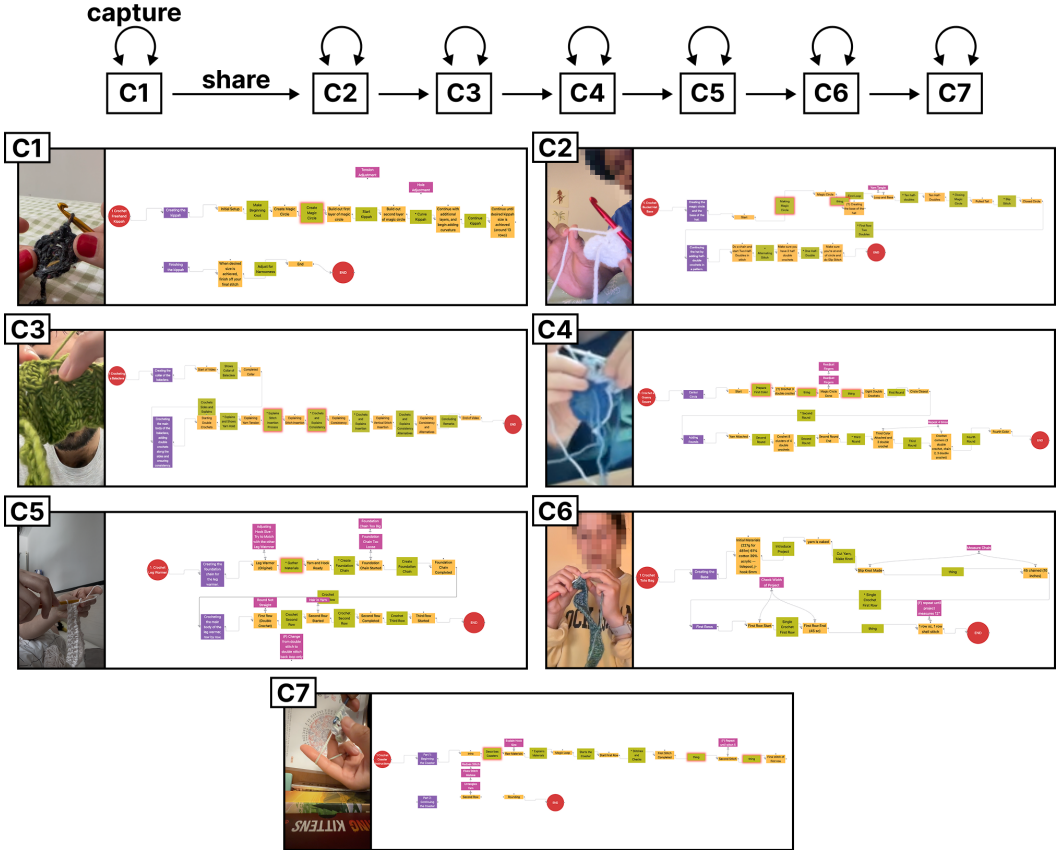


Fig. 6. We qualitatively evaluate our *elementary grammar* with seven expert crocheters, each recording themselves performing a crochet task.

6.2.1 Part 1: Capture. At least 24 hours before the one-hour Zoom interview, participants recorded, narrated, and shared an unedited 15 to 20 minute video with the authors (Section 5.1). To reflect real-world conditions, we incorporated flexibility into the study design by encouraging participants to showcase their expertise within the recorded workflow. Therefore, we provided instructions to the participants to select a task that highlights a technique or skill they felt best demonstrated their crocheting expertise (the recording did not need to represent a complete project from start to finish). They then uploaded their video to *CraftLink* before the interview (Sections 5.2, 5.3).

At the start of the interview, participants answered demographic and background questions and then were introduced to *CraftLink*. Participants could watch their recorded videos alongside

automatically-generated workflow graphs along with notes and the other features provided by the grammar. We asked them to critically evaluate and refine the graph representation by deleting unnecessary elements, adding missing details, editing texts, or reorganizing the graph (Section 5.4). Lastly, we conducted qualitative interviews with questions based on the design guidelines from Section 4 to assess their reflections on the grammar’s ability to capture their workflows.

6.2.2 Part 2: Sharing. The second part focused on knowledge interpretation. Participants reviewed another participant’s refined graph using our interface (Section 5.5). We used a sequential evaluation approach where Participant N reviewed and discussed Participant $N - 1$ ’s edited graph, as illustrated in Figure 6. For C1, we utilized a workflow graph from a pilot study. For C2, a software bug resulted in the refined graph not saving so the researchers manually corrected the graph based on the interview recording before the subsequent interview.

Participants spent approximately ten minutes reflecting on the grammar by answering these questions: (1) *What do you think the other expert is doing?* (2) *Any particularly interesting decisions they made?* (3) *Did anything about the workflow surprise you?* (4) *Would you perform any part of this workflow differently?* At the end of the study, participants responded to qualitative questions oriented towards the consumption of another expert’s documentation artifact. All participants had prior experience with traditional crochet documentation artifacts (e.g., patterns, YouTube tutorials).

6.3 Data Analysis

Interviews were transcribed using Whisper’s pre-trained large-v2 model [69]. We follow a six-step hybrid inductive-deductive coding and thematic analysis process for analyzing these transcripts as outlined in Fereday and Muir-Cochrane [24] and similarly applied in recent CSCW literature [39, 51, 59]. (1) We developed an initial codebook based on design guidelines detailed in Section 4. (2) We evaluated the reliability of these initial codes by applying these codes to two of the interviews. This surfaced inductive codes that did not fit within the initial framework, prompting revisions to the codebook (44 total codes). (3) We identified themes by creating memos to process the raw data and interview responses from each transcript. (4) Then, we systematically coded all interviews, guided (but not constrained) by the preliminary codebook as additional inductive codes emerged (77 total codes). (5) We iteratively developed themes by discussing patterns across the codes and arrived at the final set of 4 themes that demonstrated saturation across all interviews. (6) Finally, we refined these themes through discussions during which disagreements were resolved and alternative interpretations were carefully considered by the team of researchers from various disciplines (e.g., human-computer interaction, science and technology studies).

6.4 Findings

We structure the results from this study around four themes that reflect the grammar’s utility and tie back to our design guidelines from Section 4.

6.4.1 Level of Detail: Sharing Knowledge with Diverse Consumers. All participants emphasized the importance of supporting varying levels of detail in the grammar, highlighting this as a necessary feature for accommodating different audiences and project complexities (related design guidelines: **customizability**, **accessibility**). Participants acknowledge the grammar’s ability to support dynamically detailed documentation, with C3 asking, “Are you trying to explain this to someone who’s never done a magic circle before? Then you really need to go deep in detail” (**extensibility**). C1 highlighted how the grammar allowed them to selectively spotlight the most critical steps and preview the craft workflow, noting, “I have to decide here the level of detail that I want, because I think more detail might confuse people” and “it’s just hard to visualize how that craft is made without getting like the one, two, three high-level main steps at first... this is something that I 100% resonate

with *because anytime I try to understand anything, I want to know the synopsis first.*" This suggests this variation is helpful not only for consumers of varying expertise but also for a single (even expert) consumer over the course of developing their knowledge and practice. C2 shared how the grammar prompted personal reflection on the documentation artifact and how greater specificity could improve it to better support others' understanding of the workflow: *"I didn't mention how many rows... that's definitely something that I should mention next time."* Across participants, the grammar's ability to adjust documentation granularity was seen as essential for capturing and sharing craft workflows effectively.

6.4.2 Flexibility: Supporting Tacit Knowledge and Improvisation. All participants emphasized the importance of flexibility in the grammar's structure to accommodate diverse and improvisational craft workflows (**customizability, extensibility**). Four participants described their practice as guided more by freehanding than by formal patterns, highlighting how the grammar supported their partial and evolving workflows in contrast to rigid sequences of traditional documentation methods. As C1 reflected, *"I'm not a great person for [creating documentation] because I don't know the proper language for these things,"* adding, *"I would just try to do this without reading a pattern and it wouldn't come out right, which is what I know happens. But yeah, that's the only way that I can craft"* (**extensibility**). Conversely, C2 and C5 noted some challenges with freehanding specific patterns, as C5 observed, *"a granny square usually follows a specific pattern,"* and C2 echoed that it would be *"very difficult to freehand a complete granny square."* Beyond replicating formal patterns, participants like C6 valued the grammar's ability to support unstructured workflows and similarly non-linear representations for documenting their practice, stating, *"I actually don't mind it being kind of disorganized because I think that's the flow I've had forever and what I'm really used to"* (**customizability**). C6 also shared how the grammar can capture the *"revision history of 'This is what I originally had, this is how I fixed it.' And then maybe, 'When I tried to fix it, it actually didn't work,'"* highlighting how the grammar matches the non-linear nature of expert workflows. C3 emphasized the importance of representing and consolidating variations in craft workflows, suggesting how the grammar *"could be a great way to aggregate or summarize different ways of doing things because there's a million different ways to make a bucket hat or a beanie. And you can do it in the round, you can do it flat, and you can sew it.... There's so many decisions you can make and... [the grammar] could be an interesting way to aggregate [those decisions]"* (**extensibility**). Together, these reflections illustrate how flexibility within the grammar was seen as essential for capturing both the diversity and the adaptive nature of expert craft practice.

6.4.3 Capturing vs. Sharing: Bridging Craft Knowledge and Expertise Sharing. Five participants reflected on how the grammar supported different goals: capturing workflows for personal use versus structuring them for teaching others (**customizability, practicality**). All participants expressed enthusiasm for sharing their craft knowledge, with C3 stating, *"I love to teach other people how to crochet."* While the grammar enabled recording intuitive, embodied processes, participants noted that producing representations intended for others often required additional restructuring. C1 described adjusting their edits depending on the audience, explaining, *"If I'm making [documentation] for somebody else, I would have edited the graph the way that I did.... The way that I work is just not the most efficient and so if I'm explaining it to somebody, I would fix some things"* (**practicality**). Similarly, C5 highlighted the grammar's potential for supporting tutorial creation, noting, *"If I ever want to make like a tutorial video one day, then it would be pretty helpful"* (**customizability**). C7 compared our grammar to existing documentation platforms like *Ravelry*, describing how they often *"Frankenstein"* patterns together, highlighting how experts also adapt and remix others' documentation to document their own workflows (**customizability, generalizability**). C4 also shared how the grammar supported their learning of nuances and techniques from C3's documented

workflow: “I think that like the overall explanation of like, here’s how you find the head of a stitch and here’s where you insert your hook... in between that head of a stitch and the next.... That was a useful explanation that I will probably remember if I need to do that in the future” (**accessibility**). C4 acknowledged that while they did not normally document their workflows for others, the grammar streamlines creating documentation artifacts for them to reference aspects of their older projects: “[the grammar is] super helpful for... reconstruct[ing]” previous projects (**customizability**). These reflections illustrate how the participants valued adaptability in the grammar to document personalized, unstructured workflows, while still providing enough structure to support their knowledge development and sharing across craftspeople.

As shown in Figure 7, the participants’ perceptions of the documentation quality using the grammar were aligned between the creators and consumers in the study. For example, C6 agreed that the graph captures their own workflow, and C7 (who reviewed C6’s graph) was able to understand C6’s workflow. Conversely, C3 showed dissatisfaction in the grammar’s ability to capture their workflow, and C4 (who reviewed C3’s graph) indicated that the workflow was unclear.

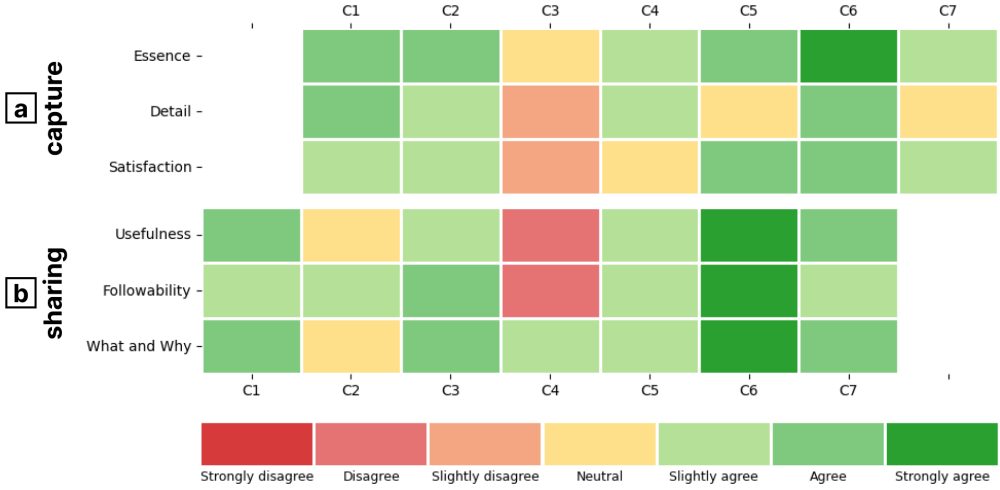


Fig. 7. Participant responses to survey questions evaluating the grammar’s effectiveness in (a) capturing their own workflow and (b) sharing knowledge by analyzing another participant’s graph.

6.4.4 What is Lost?: Addressing Challenges of Documentation. Four participants discussed challenges of using the grammar to translate their workflow into a structured representation (**accessibility**, **practicality**). As C1 admitted, “I’m not confident that I still understand the difference between the yellow [things] and the green [actions],” a sentiment echoed by others as they tried to map familiar processes into the grammar’s structure. C2 reflected on the difficulty of aligning their natural narration with the grammar’s demands, stating, “Sometimes I don’t say what’s happening,” highlighting a tension between spontaneous craft practice and externalizing knowledge (**practicality**). Participants such as C6 also described the graph as “a little bit awkward just because I’m so used to reading [patterns] like a book or on a page,” detailing the challenges in transitioning from familiar documentation conventions to a new documentation framework (**accessibility**). These reflections suggest that while the grammar offers new affordances for capturing and sharing workflows, it also introduces unfamiliar structures that present a key design tension for documenting craft practices.

While the experts acknowledged the utility of the grammar, all participants also reflected on what remains difficult to capture through structured documentation, particularly the embodied and relational aspects of craft practice (**accessibility**, **practicality**). C4 emphasized the limits of formal representation when describing physical technique, noting, *"I just like feel [it] in my body at this point... I have trouble putting it into words."* They described elements like yarn tension and stitch anatomy as *"not really something that you see in patterns or written instructions"* and found such knowledge *"a little unintuitive in this graph"* (**accessibility**). While the graph served as the visual interface, these reflections gesture toward deeper challenges in representing sensory and embodied knowledge within externalized formats. Others echoed concerns about the absence of real-time responsiveness, with C1 calling this *"an unavoidable trade-off"* and C4 expressing that they would not *"trust it to get everything perfect and the small details of... the anatomy of a stitch,"* further highlighting the underlying limits of documentation for capturing tacit knowledge (**practicality**). Additionally, C2 admitted, *"I think I just get confused by what the nodes do"*, which suggests that the structured representations require clear on-boarding to increase the grammar's interpretability (**accessibility**). These reflections illustrate that while the grammar supports structured capture and sharing, it cannot substitute the tacit, sensory, and interactive dimensions of expert craft.

7 DISCUSSION

How does an expert craftsperson capture and share their knowledge within an evolving community of practitioners, materials, and tools? Conversely, how can that same community collaborate to support the evolution of a collective archive of craft knowledge? We address these questions through the findings and observations of this work. In doing so we contribute additional support for existing theories, identify opportunities for further exploration, and discuss limits of computer-supported collaboration through the lens of our findings.

7.1 Grammars to Map Expertise

Across our studies, craftspeople shared nuances of their workflows that characterize the essence of their expertise but are rarely captured in conventional documentation. These nuances driven by tacit knowledge often exist at the margins of workflows, making them difficult to observe, describe, and share [67]. However, we observed that it is in these moments where expertise manifests as craftspeople respond to material properties, reconfigure their tools, and revise their plans to minimize the *risk* that Pye describes as inherent to craftsmanship [68] (Section 3.1.1).

Knight and Stiny's theory of *Making Grammars* [52] offers a framework for capturing how sequential operations transform initial materials into final forms. Our findings challenge the unidirectional, linear approach dominant in documentation practices. Rather than describing workflows as a sequence of instructions, we found that craftspeople emphasize the prototyping, mistakes, and iterations that led to the final form (as well as the pedagogical benefits beyond the artifact discussed in Section 3.1.4). When materials crack, tools falter, or plans go awry, experts respond with improvisation, treating *repair* [46] in workflows not as a detour but as an integral part of the creative trajectory [34] (Section 3.1.1, 6.4.2). In this context, expertise emerges not only in generating form, but also in effectively responding to unpredictable contexts.

As discussed in our evaluation study (Section 6.4.4, externalized representations have limitations for capturing expert knowledge [85]. The tactility of yarn tension or the intuitive shaping of a stitch remain difficult to articulate and communicate. While notation systems like Labanotation [37] and Gilbreths' motion studies [28] attempt to encode expertise and intent in other domains, they too struggle to capture the rich nuance of expertise. Our grammar opens pathways to express expert thinking as it emerges through the interplay of body, materials, and tools. The resulting

documentation artifacts highlight how an expert's plan may not match the final execution as the workflow is shaped by the friction of the world rather than its idealized smoothness.

This approach extends the notion of *breakdown* as a generative site of knowledge [47] and how documentation can capture both the procedure and how expert decisions unfolded in response to friction, failure, and decay [44]. In this way, documentation becomes bi-directional and cyclical, charting not just the forward path of making but the inverse and iterative processes of breakdown, reflection, and repair through which final forms emerge. This reframing of documenting expertise aligns with how tacit knowledge develops in real-world scenarios [45] (e.g., when tools fail, materials resist, or plans unravel) and is demonstrated through *reflection-in-action* [78]. While conventional documentation often focuses on ideal plans and perfect forms, our grammar captures expert practice as it actually unfolds: full of dead ends, reversals, and tangents.

7.2 Craft Knowledge and Expertise Sharing

We observed a distinction between personal documentation and shareable documentation intended for broader consumption (Section 6.4.2). Personal documentation often manifests as unstructured records that make sense to their creators but remain incoherent to others [64]. These *scrappy* representations (e.g., quick sketches, shorthand notes, personalized diagrams) are often meaningful to the creator but difficult for others to interpret or extend, presenting a tension when developing archives of knowledge intended for broader use. Our grammar served as a method for translating between these forms: a way to scaffold shareable documentation while supporting unrestricted workflows that do not require the expert to constantly consider the interpretability of their documentation.

This translation between personal and shareable documentation becomes particularly important in the context of how experts collaborate to learn from and contribute to communal knowledge archives. Craftspeople leverage a range of learning pathways, from YouTube tutorials and local workshops to informal exchanges with peers, highlighting how craftspeople seek knowledge and learn to navigate the uncertainties of their practice (Sections 3.1.3, 6.4.2). However, the challenge is developing documentation systems that capture both craft expertise and accommodate revision, layering, and collaborative reinterpretation over time. This extends beyond craft; community-driven knowledge platforms such as Wikipedia [92] have long grappled with how to structure bodies of knowledge that are both evolving and collaboratively authored [41]. For these platforms, the goal is not for a single documentation creator to produce perfect, immutable knowledge but to create the scaffolding for knowledge to be iteratively extended, revised, and linked. Without such a structure, knowledge archives risk becoming *stale*, or frozen in a single creator's context and time (as often seen in YouTube videos), disconnected from the evolving needs and contexts of other creators. Our grammar's design enables interoperability between disparate, idiosyncratic forms of expertise, transforming them into shareable and extensible documentation artifacts (Section 6.4.3). The grammar is designed to enable distributed authorship and iterative knowledge building, using patterns to emphasize the collaborative and evolving nature of expert knowledge.

With documentation that evolves over time and across contributors, the grammar supports the visibility of expert deviations that emerge as experts bend and break the *rules* of their practice [2, 8]. However, creating a knowledge archive of individual improvisations requires more than cataloging variations; it requires contextual framing that makes these improvisations legible and applicable to others within the community (Section 6.4.2). Our grammar helps surface and structure improvisations in expert workflows by offering a shared language for describing deviations and their motivations. To support the sharing of this knowledge, we argue for external representations [25, 85] that augment unstructured video by guiding others in navigating and interpreting improvisations within their original contexts. A knowledge archive of individual improvisations,

contextualized for others to transfer into their own practice, shifts collective knowledge toward a shared but situational understanding of when, why, and how *rules* are bent [2].

7.3 Frankenstein-ed Knowledge Archives

In this section, we discuss the creation of *Frankenstein*-ed knowledge archives, where expertise draws on a branches of fragmented sources of knowledge, rather than a single source. As experts compile patterns, examples, and partial instructions into a single documentation artifact, new challenges emerge around the search for expert knowledge and variations in expertise.

Frankenstein-ed knowledge archives often obscure the retrieval and recognition of expert knowledge, especially the insights embedded in practice that are rarely made explicit. Such knowledge is often implied through adaptation, improvisation, or deviation, yet remains difficult to locate and access within documentation systems (Section 6.4.4). While documentation may be abundant, its utility is constrained by the lack of indexing mechanisms that accommodate ambiguity, interpretation, and context as discussed by Torrey et al. [87]. In other domains, parallel efforts such as SplatOverflow [55] offer a path forward by developing methods that bridge digital representations and physical objects to make hardware issues searchable in ways similar to software troubleshooting on StackOverflow [80]. These cases underscore the need for documentation systems that enable flexible, context-aware querying of knowledge that inherently resist formalization.

In this work, we highlight the importance of treating documentation not as a static source of ground truth but as a flexible, collaborative artifact of knowledge. Rather than documenting workflows with an authoritative structure, our grammar supports the reinterpretation and remixing of documentation by providing a common method that links otherwise disparate representations (e.g., sketches, notes, photos) into a coherent and navigable workflow. This approach to documentation serves less as rigid instruction and more as a provocation for improvisation and reinterpretation (Section 3.1.1). This perspective reframes documentation as part of an ongoing exchange between an expert and the community where practitioners actively reshape and contribute back to collective knowledge. As Ackerman et al. [3] discuss, documentation artifacts should stimulate the socialization and internalization of knowledge, further emphasizing the collaborative dimension of expert documentation. Rather than viewing Frankenstein-ed knowledge archives as a sign of disorder, they represent a vital mode of participation in the exchange of knowledge between experts and their community to advance the collective understanding of the practice.

7.4 Challenges in Creating Documentation

There is an inherent tension between computational tools and craft practice, which highlights the limits of computational systems in capturing the full texture of real-world skill and interactions. As we consider how expertise is shared within communities, such limitations become especially clear: computing typically struggles to enable the live feedback essential to pedagogy and capture the full extent of what constitutes as expertise [19, 50].

Apprenticeship remains the gold standard for knowledge sharing, grounded in intimate, embodied collaboration between expert and learner [56, 97]. As discussed by research on the timing of feedback [17, 21], these live interactions during the expert action enables a dynamic responsiveness that post-hoc documentation artifacts cannot replace. For example, working side-by-side with students enables them to observe the nuanced decisions, ask questions, and refine their understanding in real-time [86] (Section 3.1.3). While computing may never fully reproduce this co-presence, our grammar scaffolds aspects of this pedagogical exchange and collaboration by showcasing expert thought processes and the variability of their practices. In this way, documentation augments collective knowledge, capturing and sharing expertise to support communities of practice.

Although grammars provide flexible pathways to describe and share the knowledge within expert workflows, any computational system representing knowledge remains partial; as Korzybski [54] reminds us, “*the map is not the territory*.” Our grammar, like other documentation approaches, still leans on visual and structural representations which struggle to convey the full sensory and tactile aspects of many skilled practices (e.g., glassblowing, ceramics) [65]. However, by creating methods to share and interpret expert decision-making and improvisations, our approach shifts documentation closer to lived practice, not by attempting to replace embodied learning but by inviting engagement with the uncertainties and intuitions that underscore expertise. While the map may not be the territory, our grammar charts pathways toward shared understanding and deeper collective knowledge, reaffirming that *(de)composing craft* into non-linear, dynamic documentation artifacts further supports a community that is collaborating, adapting, and growing together.

8 CONCLUSION

In this paper, we demonstrate how an *elementary grammar* can support the capture and sharing of expert knowledge in non-linear craft workflows, highlighting the moments of reflection, improvisation, and adaptation that underscore expertise. To demonstrate how the grammar works in practice, we developed *CraftLink*, a documentation interface that uses the grammar and an MLLM to process unstructured crafting videos and generate structured graphs emphasizing improvisational actions from the workflow. Through a two-part study with expert crocheters using *CraftLink*, participants were able to edit and reflect on their workflow’s graph and then critically engage with another expert’s graph. The experts reflected on how the grammar surfaces tacit decisions and makes visible the otherwise invisible work behind expert practice. By introducing a more expressive and flexible documentation methodology, this work builds new pathways for capturing and sharing expert knowledge across time, space, and skill levels, while fostering collaboration and distributed contribution within communities of practice.

REFERENCES

- [1] Meta Platforms, Inc. [n. d.]. *React*. Meta Platforms, Inc. <https://react.dev>
- [2] Andrew Abbott. 2014. *The system of professions: An essay on the division of expert labor*. University of Chicago press.
- [3] Mark S Ackerman, Juri Dachtera, Volkmar Pipek, and Volker Wulf. 2013. Sharing knowledge and expertise: The CSCW view of knowledge management. *Computer Supported Cooperative Work (CSCW)* 22 (2013), 531–573.
- [4] Maneesh Agrawala, Doantam Phan, Julie Heiser, John Haymaker, Jeff Klingner, Pat Hanrahan, and Barbara Tversky. 2003. Designing effective step-by-step assembly instructions. *ACM Transactions on Graphics (TOG)* 22, 3 (2003), 828–837.
- [5] Gunnar Almevik, Patrik Jarefjäll, and Otto Samuelsson. 2013. Tacit record: Augmented documentation methods to access traditional blacksmith skills. *NODEM* (2013), 143–160.
- [6] Pinar Apaydın and Özge Subaşı. 2020. Dowry Patterns: Re-thinking the Collective Digital Craft-making as a Language. In *Companion Publication of the 2020 Conference on Computer Supported Cooperative Work and Social Computing*. 215–219.
- [7] Yizhak Ben-Shabat, Xin Yu, Fatemeh Saleh, Dylan Campbell, Cristian Rodriguez-Opazo, Hongdong Li, and Stephen Gould. 2021. The ikea asm dataset: Understanding people assembling furniture through actions, objects and pose. In *Proceedings of the IEEE/CVF Winter Conference on Applications of Computer Vision*. 847–859.
- [8] Paul F Berliner. 2009. *Thinking in jazz: The infinite art of improvisation*. University of Chicago Press.
- [9] Ekaba Bisong and Ekaba Bisong. 2019. An overview of google cloud platform services. *Building Machine learning and deep learning models on google cloud platform: a comprehensive guide for beginners* (2019), 7–10.
- [10] Jorge Luis Borges et al. 2002. Of exactitude in science. *QUADERNS-BARCELONA-COLLEGI D ARQUITECTES DE CATALUNYA-* (2002), 12–12.
- [11] Stuart K Card. 2018. *The psychology of human-computer interaction*. Crc Press.
- [12] Cassidy and Jessica Forbes. 2007. Ravelry. Ravelry. ravelry.com/about
- [13] Supaporn Chai-Arayalert, Ketsaraporn Suttapong, and Surin Chumkaew. 2023. Design of digital environments to enhance handicraft co-learning experiences. *Cogent Business & Management* 10, 3 (2023), 2286687.

- [14] S Chai-Arayalert, K Suttapong, and W Kang-Rithi. [n. d.]. Systematic approach to preservation of cultural handicrafts: Case study on fabrics hand-woven in Thailand. *Cogent Business and Management*. 2021; 8 (1): 1872889.
- [15] Amy Cheatle and Steven Jackson. 2023. (Re) collecting Craft: Reviving Materials, Techniques, and Pedagogies of Craft for Computational Makers. *Proceedings of the ACM on Human-Computer Interaction* 7, CSCW2 (2023), 1–23.
- [16] Amy Cheatle and Steven J Jackson. 2015. Digital entanglements: Craft, computation and collaboration in fine art furniture production. In *Proceedings of the 18th ACM Conference on Computer Supported Cooperative Work & Social Computing*. 958–968.
- [17] Ruijia Cheng, Ziwen Zeng, Maysnow Liu, and Steven Dow. 2020. Critique me: exploring how creators publicly request feedback in an online critique community. *Proceedings of the ACM on Human-Computer Interaction* 4, CSCW2 (2020), 1–24.
- [18] Alice Comi, Suha Jaradat, and Jennifer Whyte. 2019. Constructing shared professional vision in design work: The role of visual objects and their material mediation. *Design Studies* 64 (2019), 90–123.
- [19] Albert T Corbett, Kenneth R Koedinger, and John R Anderson. 1997. Intelligent tutoring systems. In *Handbook of human-computer interaction*. Elsevier, 849–874.
- [20] Aparecido Fabiano Pinatti De Carvalho, Sven Hoffmann, Darwin Abele, Marcus Schweitzer, Peter Tolmie, David Randall, and Volker Wulf. 2018. Of embodied action and sensors: Knowledge and expertise sharing in industrial set-up. *Computer Supported Cooperative Work (CSCW)* 27 (2018), 875–916.
- [21] Jane L. E, Yu-Chun Grace Yen, Isabelle Yan Pan, Grace Lin, Mingyi Li, Hyounghook Jin, Mengyi Chen, Haijun Xia, and Steven P. Dow. 2024. When to Give Feedback: Exploring Tradeoffs in the Timing of Design Feedback. In *Proceedings of the 16th Conference on Creativity & Cognition* (Chicago, IL, USA) (C&C '24). Association for Computing Machinery, New York, NY, USA, 292–310. <https://doi.org/10.1145/3635636.3656183>
- [22] K Anders Ericsson, Ralf T Krampe, and Clemens Tesch-Römer. 1993. The role of deliberate practice in the acquisition of expert performance. *Psychological review* 100, 3 (1993), 363.
- [23] Shuo Feng, Yifan Shan, Xuening Wang, Ritik Batra, Tobias Weinberg, and Thijs Roumen. 2024. CAMEleon: Interactively Exploring Craft Workflows in CAD. *arXiv preprint arXiv:2410.18299* (2024).
- [24] Jennifer Fereday and Eimear Muir-Cochrane. 2006. Demonstrating rigor using thematic analysis: A hybrid approach of inductive and deductive coding and theme development. *International journal of qualitative methods* 5, 1 (2006), 80–92.
- [25] Frank Fischer and Heinz Mandl. 2005. Knowledge convergence in computer-supported collaborative learning: The role of external representation tools. *The Journal of the Learning Sciences* 14, 3 (2005), 405–441.
- [26] Danilo Gasques, Janet G Johnson, Tommy Sharkey, Yuanyuan Feng, Ru Wang, Zhuoqun Robin Xu, Enrique Zavala, Yifei Zhang, Wanze Xie, Xinming Zhang, et al. 2021. Artemis: A collaborative mixed-reality system for immersive surgical telementoring. In *Proceedings of the 2021 CHI conference on human factors in computing systems*. 1–14.
- [27] William Gaver, Peter Gall Krogh, Andy Boucher, and David Chatting. 2022. Emergence as a feature of practice-based design research. In *Proceedings of the 2022 ACM designing interactive systems conference*. 517–526.
- [28] F.B. Gilbreth and L.M. Gilbreth. 1917. *Applied Motion Study: A Collection of Papers on the Efficient Method to Industrial Preparedness*. Sturgis & Walton Company. <https://books.google.com/books?id=3TRVAAAAMAAJ>
- [29] Barney G Glaser, Anselm L Strauss, and Elizabeth Strutzel. 1968. The discovery of grounded theory; strategies for qualitative research. *Nursing research* 17, 4 (1968), 364.
- [30] Leo A Goodman. 1961. Snowball sampling. *The annals of mathematical statistics* (1961), 148–170.
- [31] Charles Goodwin. 2015. Professional vision. In *Aufmerksamkeit: Geschichte-theorie-empirie*. Springer, 387–425.
- [32] Google DeepMind. 2024. *Gemini 1.5 series technical report*. Technical Report. Google AI. <https://deepmind.google/gemini-1-5-report>
- [33] Google Developers. 2024. Custom Search JSON API. <https://developers.google.com/custom-search/v1/overview>
- [34] Bruna Goveia da Rocha, Kristina Andersen, and Oscar Tomico. 2022. Portfolio of Loose Ends. In *Proceedings of the 2022 ACM Designing Interactive Systems Conference*. 527–540.
- [35] Tovi Grossman, Justin Matejka, and George Fitzmaurice. 2010. Chronicle: capture, exploration, and playback of document workflow histories. In *Proceedings of the 23rd annual ACM symposium on User interface software and technology*. 143–152.
- [36] Camilla Groth. 2022. Video as a tool for knowing and telling in practice-led craft research. *Craft sciences* (2022).
- [37] Ann Hutchinson Guest. 1977. *Labanotation: or, kinetography laban: the system of analyzing and recording movement*. Number 27. Taylor & Francis.
- [38] Jingyan Guo and Byunghak Ahn. 2023. Tacit Knowledge Sharing for Enhancing the Sustainability of Intangible Cultural Heritage (ICH) Crafts: A Perspective from Artisans and Academics under Craft–Design Collaboration. *Sustainability* 15, 20 (2023), 14955.
- [39] Changyang He, Yue Deng, Wenjie Yang, and Bo Li. 2022. "Help! Can You Hear Me?": Understanding How Help-Seeking Posts are Overwhelmed on Social Media during a Natural Disaster. *Proceedings of the ACM on Human-Computer Interaction* 6, CSCW2 (2022), 1–25.

- [40] Shiqing He. 2021. *Finding the Grammar of Generative Craft*. Ph.D. Dissertation. University of Michigan.
- [41] Benjamin Mako Hill and Aaron Shaw. 2020. Wikipedia and the end of open collaboration. *Wikipedia* 20 (2020).
- [42] Sven Hoffmann, Aparecido Fabiano Pinatti de Carvalho, Darwin Abele, Marcus Schweitzer, Peter Tolmie, and Volker Wulf. 2019. Cyber-physical systems for knowledge and expertise sharing in manufacturing contexts: Towards a model enabling design. *Computer Supported Cooperative Work (CSCW)* 28 (2019), 469–509.
- [43] Aidan Hogan, Eva Blomqvist, Michael Cochez, Claudia d’Amato, Gerard De Melo, Claudio Gutierrez, Sabrina Kirrane, José Emilio Labra Gayo, Roberto Navigli, Sebastian Neumaier, et al. 2021. Knowledge graphs. *ACM Computing Surveys (Csur)* 54, 4 (2021), 1–37.
- [44] Tim Ingold. 2009. The textility of making. *Cambridge Journal of Economics* 34, 1 (07 2009), 91–102. <https://doi.org/10.1093/cje/bep042> arXiv:<https://academic.oup.com/cje/article-pdf/34/1/91/4746308/bep042.pdf>
- [45] Tim Ingold. 2013. Making: Anthropology, archaeology, art and architecture.
- [46] Steven J Jackson. 2014. Rethinking repair. (2014).
- [47] Steven J Jackson and Laewoo Kang. 2014. Breakdown, obsolescence and reuse: HCI and the art of repair. In *Proceedings of the SIGCHI conference on human factors in computing systems*. 449–458.
- [48] Laewoo Kang and Steven Jackson. 2021. Tech-Art-Theory: Improvisational Methods for HCI Learning and Teaching. *Proc. ACM Hum.-Comput. Interact.* 5, CSCW1, Article 82 (apr 2021), 25 pages. <https://doi.org/10.1145/3449156>
- [49] Elvin Karana, Bahareh Barati, Valentina Rognoli, Anouk Zeeuw Van Der Laan, et al. 2015. Material driven design (MDD): A method to design for material experiences. *International journal of design* 9, 2 (2015), 35–54.
- [50] Joy Kim, Maneesh Agrawala, and Michael S Bernstein. 2017. Mosaic: designing online creative communities for sharing works-in-progress. In *Proceedings of the 2017 ACM conference on computer supported cooperative work and social computing*. 246–258.
- [51] Pyeonghwa Kim and Steve Sawyer. 2024. Occupational Diversity in Platform Work: A Comparative Study. In *Companion Publication of the 2024 Conference on Computer-Supported Cooperative Work and Social Computing*. 209–215.
- [52] Terry Knight and George Stiny. 2015. Making grammars: from computing with shapes to computing with things. *Design Studies* 41 (2015), 8–28.
- [53] Terry Weissman Knight. 1995. *Transformations in design: a formal approach to stylistic change and innovation in the visual arts*. Cambridge University Press.
- [54] Alfred Korzybski. 1931. *A non-Aristotelian system and its necessity for rigour in mathematics and physics*.
- [55] Amritansh Kwatra, Tobias M Weinberg, Ilan Mandel, Ritik Batra, Peter He, Francois Guimbretiere, and Thijs Roumen. 2025. SplatOverflow: Asynchronous Hardware Troubleshooting. In *Proceedings of the 2025 CHI Conference on Human Factors in Computing Systems (CHI '25)*. Association for Computing Machinery, New York, NY, USA, Article 450, 16 pages. <https://doi.org/10.1145/3706598.3714129>
- [56] Jean Lave. 1991. *Situated learning: Legitimate peripheral participation*. Cambridge university press.
- [57] Marit Lensjø. 2025. From Craftsman to Vocational Teacher: A Narrative Study of Tacit Knowledge and the Nexus between Complex Cultures. *Vocations and Learning* 18, 1 (2025), 1–20.
- [58] Jingyi Li, Sonia Hashim, and Jennifer Jacobs. 2021. What we can learn from visual artists about software development. In *Proceedings of the 2021 CHI Conference on Human Factors in Computing Systems*. 1–14.
- [59] Amna Liaqat and Cosmin Munteanu. 2019. Social learning frameworks for analyzing collaboration with marginalized learners. In *Companion Publication of the 2019 Conference on Computer Supported Cooperative Work and Social Computing*. 288–292.
- [60] Rensis Likert. 1932. A technique for the measurement of attitudes. *Archives of psychology* (1932).
- [61] Guanhong Liu, Qingyuan Shi, Yuan Yao, Yuan-Ling Feng, Tianyu Yu, Beituo Liu, Zhijun Ma, Li Huang, and Yuting Diao. 2024. Learning from Hybrid Craft: Investigating and Reflecting on Innovating and Enlivening Traditional Craft through Literature Review. In *Proceedings of the 2024 CHI Conference on Human Factors in Computing Systems*. 1–19.
- [62] Maarit Mäkelä and Nithikul Nimkulrat. 2018. Documentation as a practice-led research tool for reflection on experiential knowledge. *FormAkademisk* 11, 2 (2018).
- [63] Leo McElroy and Lingdong Huang. 2023. PotScript: a visual grammar for sculpting with functions. In *Proceedings of the 8th ACM Symposium on Computational Fabrication*. 1–9.
- [64] Elizabeth Meiklejohn, Laura Devendorf, and Irene Posch. 2024. Design Bookkeeping: Making Practice Intelligible through a Managerial Lens. In *Proceedings of the 2024 ACM Designing Interactive Systems Conference*. 35–49.
- [65] Dieter Mueller and José Martins Ferreira. 2003. MARVEL: A mixed-reality learning environment for vocational training in mechatronics. In *Proceedings of the Technology Enhanced Learning International Conference (TEL 03)*.
- [66] Nikos Partarakis, Voula Doulgeraki, Effie Karuzaki, George Galanakis, Xenophon Zabulis, Carlo Meghini, Valentina Bartalesi, and Daniele Metilli. 2022. A web-based platform for traditional craft documentation. *Multimodal Technologies and Interaction* 6, 5 (2022), 37.
- [67] M. Polanyi. 1967. *The Tacit Dimension*. Anchor Books. <https://books.google.com/books?id=jwLXAAAAMAAJ>
- [68] D. Pye. 1995. *The Nature and Art of Workmanship*. Cambium Press. <https://books.google.ca/books?id=g8QNAAAACAAJ>

- [69] Alec Radford, Jong Wook Kim, Tao Xu, Greg Brockman, Christine McLeavey, and Ilya Sutskever. 2022. Robust Speech Recognition via Large-Scale Weak Supervision. <https://doi.org/10.48550/ARXIV.2212.04356>
- [70] Gonzalo Ramos, Christopher Meek, Patrice Simard, Jina Suh, and Soroush Ghorashi. 2020. Interactive machine teaching: a human-centered approach to building machine-learned models. *Human-Computer Interaction* 35, 5-6 (2020), 413–451.
- [71] Dave Randall, Jon O'Brien, Mark Rouncefield, and John A Hughes. 1996. Organisational memory and CSCW: supporting the 'Mavis Phenomenon'. In *Proceedings Sixth Australian Conference on Computer-Human Interaction*. IEEE, 26–33.
- [72] Daniela Retelny and Pamela Hinds. 2016. Embedding intentions in drawings: How architects craft and curate drawings to achieve their goals. In *Proceedings of the 19th ACM Conference on Computer-Supported Cooperative Work & Social Computing*. 1310–1322.
- [73] Howard Risatti. 2009. *A theory of craft: function and aesthetic expression*. Univ of North Carolina Press.
- [74] Daniela K Rosner. 2012. Craft, computing & culture. In *Proceedings of the ACM 2012 conference on Computer Supported Cooperative Work Companion*. 319–322.
- [75] Daniela K Rosner. 2012. The material practices of collaboration. In *Proceedings of the ACM 2012 conference on computer supported cooperative work*. 1155–1164.
- [76] Daniela K Rosner and Kimiko Ryokai. 2009. Reflections on craft: probing the creative process of everyday knitters. In *Proceedings of the seventh ACM conference on Creativity and cognition*. 195–204.
- [77] Kjeld Schmidt. 2012. The trouble with 'tacit knowledge'. *Computer supported cooperative work (CSCW)* 21 (2012), 163–225.
- [78] Donald A Schön. 1979. *The reflective practitioner*. New York (1979).
- [79] Richard Sennett. 2008. *The craftsman*. Yale University Press.
- [80] Stack Overflow contributors. 2025. Stack Overflow: A Collaborative Q&A Platform for Programmers. <https://stackoverflow.com>. Accessed: 2025-05-07.
- [81] Susan Leigh Star and Anselm Strauss. 1999. Layers of silence, arenas of voice: The ecology of visible and invisible work. *Computer supported cooperative work (CSCW)* 8 (1999), 9–30.
- [82] George Stiny. 1980. Introduction to shape and shape grammars. *Environment and planning B: planning and design* 7, 3 (1980), 343–351.
- [83] George Stiny. 2006. *Shape: talking about seeing and doing*. MIT Press.
- [84] L.A. Suchman. 1987. *Plans and Situated Actions: The Problem of Human-Machine Communication*. Cambridge University Press. https://books.google.com/books?id=AJ_eBjtHxmsC
- [85] Daniel Suthers, Laura Girardeau, and Christopher Hundhausen. 2003. Deictic roles of external representations in face-to-face and online collaboration. In *Designing for Change in Networked Learning Environments: Proceedings of the International Conference on Computer Support for Collaborative Learning 2003*. Springer, 173–182.
- [86] Balasaravanan Thoravi Kumaravel, Fraser Anderson, George Fitzmaurice, Bjoern Hartmann, and Tovi Grossman. 2019. Loki: Facilitating remote instruction of physical tasks using bi-directional mixed-reality telepresence. In *Proceedings of the 32nd Annual ACM Symposium on User Interface Software and Technology*. 161–174.
- [87] Cristen Torrey, Elizabeth F Churchill, and David W McDonald. 2009. Learning how: the search for craft knowledge on the internet. In *Proceedings of the SIGCHI Conference on Human Factors in Computing Systems*. 1371–1380.
- [88] Jasper Tran O'Leary, Thrisha Ramesh, Octi Zhang, and Nadya Peek. 2024. Tandem: Reproducible Digital Fabrication Workflows as Multimodal Programs. In *Proceedings of the CHI Conference on Human Factors in Computing Systems*. 1–16.
- [89] Tiffany Tseng and Mitchel Resnick. 2014. Product versus process: representing and appropriating DIY projects online. In *Proceedings of the 2014 conference on Designing interactive systems*. 425–428.
- [90] Tiffany Tseng and Geoff Tsai. 2015. Process products: Capturing design iteration with digital fabrication. In *Proceedings of the Ninth International Conference on Tangible, Embedded, and Embodied Interaction*. 631–636.
- [91] Ron Wakkary. 2021. *Things we could design: For more than human-centered worlds*. MIT press.
- [92] Wikipedia contributors. 2025. Wikipedia, The Free Encyclopedia. <https://www.wikipedia.org>. Accessed: 2025-05-07.
- [93] Nicola Wood, Chris Rust, and Grace Horne. 2009. A tacit understanding: The designer's role in capturing and passing on the skilled knowledge of master craftsmen. *International Journal of Design* 3, 3 (2009).
- [94] xyflow team. 2025. Node-Based UIs in React - React Flow. <https://reactflow.dev>. Accessed: 2023-01-23.
- [95] Chi-Lan Yang and Hao-Chuan Wang. 2019. Understanding How Social Prompts Influence Expert's Sharing of How-to Knowledge. In *Companion Publication of the 2019 Conference on Computer Supported Cooperative Work and Social Computing*. 433–437.
- [96] Jialuo Yang, Yilin Elaine Liu, and Michael Nitsche. 2024. Looking for Tacit Knowledge in Woodworking: A Pilot Study. In *Adjunct Proceedings of the 2024 Nordic Conference on Human-Computer Interaction*. 1–5.
- [97] Matin Yarmand, Chen Chen, Kexin Cheng, James Murphy, and Nadir Weibel. 2024. "I'd be watching him contour till 10 o'clock at night": Understanding Tensions between Teaching Methods and Learning Needs in Healthcare Apprenticeship. In *Proceedings of the CHI Conference on Human Factors in Computing Systems*. 1–19.

- [98] Xenophon Zabulis, Carlo Meghini, Arnaud Dubois, Paraskevi Doulgeraki, Nikolaos Partarakis, Ilia Adami, Effie Karuzaki, Anne-Laure Carre, Nikolaos Patsiouras, Danae Kaplanidi, et al. 2022. Digitisation of traditional craft processes. *Journal on Computing and Cultural Heritage (JOCCH)* 15, 3 (2022), 1–24.
- [99] Zhongyi Zhou, Jing Jin, Vrushank Phadnis, Xiuxiu Yuan, Jun Jiang, Xun Qian, Kristen Wright, Mark Sherwood, Jason Mayes, Jingtao Zhou, et al. 2025. InstructPipe: Generating Visual Blocks Pipelines with Human Instructions and LLMs. In *Proceedings of the 2025 CHI Conference on Human Factors in Computing Systems*. 1–22.

Received 13 May 2025