

Dynamic Reinsurance Treaty Bidding via Multi-Agent Reinforcement Learning

Stella C. Dong^{*1} and James R. Finlay²

¹Department of Applied Mathematics, University of California, Davis, CA, USA

²Wharton School of Business, University of Pennsylvania, Philadelphia, PA, USA

June 17, 2025

Abstract

This paper develops a novel multi-agent reinforcement learning (MARL) framework for reinsurance treaty bidding, addressing long-standing inefficiencies in traditional broker-mediated placement processes. We pose the core research question: *Can autonomous, learning-based bidding systems improve risk transfer efficiency and outperform conventional pricing approaches in reinsurance markets?*

In our model, each reinsurer is represented by an adaptive agent that iteratively refines its bidding strategy within a competitive, partially observable environment. The simulation explicitly incorporates institutional frictions including broker intermediation, incumbent advantages, last-look privileges, and asymmetric access to underwriting information.

Empirical analysis demonstrates that MARL agents achieve up to 15% higher underwriting profit, 20% lower tail risk (CVaR), and over 25% improvement in Sharpe ratios relative to actuarial and heuristic baselines. Sensitivity tests confirm robustness across hyperparameter settings, and stress testing reveals strong resilience under simulated catastrophe shocks and capital constraints.

These findings suggest that MARL offers a viable path toward more transparent, adaptive, and risk-sensitive reinsurance markets. The proposed framework contributes to emerging literature at the intersection of algorithmic market design, strategic bidding, and AI-enabled financial decision-making.

Keywords: Reinsurance Markets; Multi-Agent Reinforcement Learning; Algorithmic Bidding; CVaR Optimization; Market Frictions; Risk Allocation; Strategic Learning

1 Introduction

Reinsurance markets play a critical role in the global risk transfer ecosystem by enabling insurance carriers to offload portions of their exposure to third-party capital providers. This process facilitates portfolio diversification, enhances capital efficiency, and stabilizes insurer solvency in the face of large-scale and low-frequency events such as natural disasters or systemic shocks [19, 33]. Despite its importance, reinsurance treaty placement remains characterized by persistent inefficiencies: high transaction costs, limited price transparency, and strategic frictions stemming from broker intermediation [28, 42].

^{*}Corresponding author: stellacydong@gmail.com

The prevailing placement model relies on bilateral negotiations facilitated by brokers who control the flow of information between insurers and reinsurers. Three institutional features reinforce inefficiencies in this arrangement. First, *broker intermediation* restricts reinsurers’ access to underlying underwriting data, impeding independent pricing and risk assessment. Second, *incumbent advantage* privileges reinsurers with prior participation in the treaty, often at the expense of competitive newcomers. Third, *last-look privilege* permits selected reinsurers to revise their bids after viewing competitors’ quotes. These market frictions distort efficient price discovery, inhibit dynamic learning, and raise barriers to entry.

The need for improved placement mechanisms is becoming increasingly urgent due to heightened systemic risk from climate volatility, pandemic-related losses, and macroeconomic uncertainty [48, 58, 66]. While workflow digitization platforms such as *eReinsure* have streamlined administrative aspects of treaty placement, they do not address the deeper problem of strategic inefficiency nor do they incorporate adaptive decision-making capabilities [9].

In parallel domains such as financial trading and supply chain contracting, the application of reinforcement learning and autonomous agents has led to significant gains in efficiency and responsiveness under uncertainty [13, 80]. Motivated by these advances, this paper investigates whether multi-agent reinforcement learning (MARL) can serve as a viable market design mechanism in reinsurance—specifically, whether it can improve the allocation of treaty capital relative to traditional broker-mediated processes.

We introduce a novel MARL-based framework for reinsurance treaty bidding, in which reinsurers are modeled as autonomous agents that learn to optimize dynamic bidding strategies through repeated interactions in a simulated placement environment. Each agent jointly maximizes underwriting profit, tail risk performance (as measured by Conditional Value-at-Risk, CVaR [1]), and competitive positioning. The simulation incorporates key institutional features of the market, including sequential bid solicitations by insurers, asymmetric access to historical loss data, and insurer-specific utility functions that evaluate bids across multiple attributes such as pricing, capital relief, and counterparty diversification [36, 87].

This framework enables a comparative evaluation of MARL-based bidding against conventional benchmarks, including static actuarial pricing and rule-based heuristics. More broadly, it contributes to the design of algorithmically-mediated markets by examining how learning agents can navigate complex environments characterized by information frictions, competition, and risk constraints.

Summary of Contributions

- We formulate reinsurance treaty placement as a sequential, strategic interaction among learning agents, grounded in a multi-agent reinforcement learning (MARL) framework that reflects real-world market frictions and institutional constraints.
- We develop a high-fidelity simulation engine that replicates treaty solicitation, asymmetric information access, and insurer multi-attribute utility scoring. This environment allows for rigorous experimentation across a range of market conditions.
- We construct a domain-specific reward function tailored to reinsurance objectives—balancing profit, tail risk (CVaR), and bid competitiveness—and demonstrate how agents learn optimal strategies under these tradeoffs.
- We show that MARL-based bidding significantly outperforms actuarial and heuristic baselines in profitability, Sharpe ratio, CVaR reduction, and bid success rate. Robustness is further

confirmed through hyperparameter sweeps, ablation studies, and stress tests simulating catastrophe shocks and capital constraints.

- We identify managerial and policy implications, including the potential for MARL to improve market transparency, reduce placement costs, and enable more responsive and resilient risk transfer mechanisms. We also discuss adjacent applications in catastrophe bond markets, sovereign risk auctions, and infrastructure procurement.

The remainder of the paper is structured as follows. Section 2 situates this study within the broader literature on reinsurance market structure, auction theory, and algorithmic market design. Section 3 formalizes the treaty bidding environment and the agents’ optimization objectives. Section 4 describes the simulation architecture, learning algorithms, and evaluation procedures. Section 5 reports empirical results, including benchmark comparisons, sensitivity analyses, and stress test scenarios. Section 6 examines the managerial and regulatory implications of the findings. Section 7 discusses limitations and outlines directions for future research. Section 8 summarizes the paper’s key contributions and concludes.

2 Related Work

Despite substantial research in reinsurance modeling and reinforcement learning across financial domains, no prior study has applied dynamic, multi-agent reinforcement learning (MARL) to the treaty bidding problem. This section reviews foundational approaches from insurance economics, auction theory, and AI-driven market design—highlighting how our proposed framework addresses persistent limitations in adaptivity, institutional realism, and strategic competition.

2.1 Modeling Reinsurance Markets

Classical models of reinsurance treaty placement fall into two broad categories: game-theoretic formulations and portfolio optimization methods. Equilibrium models such as Nash or Bayesian-Nash games describe reinsurer behavior under idealized assumptions of complete information and rationality [19, 33]. While analytically tractable, these models abstract away from critical institutional frictions such as broker intermediation, last-look bidding rights, and asymmetric access to treaty-specific information.

A separate literature frames reinsurance structuring as a single-period portfolio optimization problem. These models optimize risk-based objectives (e.g., VaR or CVaR) under regulatory and capital constraints from the insurer’s perspective [21, 24, 87]. However, they typically ignore the strategic behavior of reinsurers, and cannot capture iterative, competitive dynamics or adaptive learning over repeated treaty auctions.

Although digital platforms like *eReinsure* have improved document workflows and quote standardization, empirical studies report that reinsurance markets continue to lag behind other sectors in algorithmic adoption and AI integration [28, 72]. Negotiation and pricing still largely depend on human brokers, making automation of strategic behavior a critical next step.

2.2 Multi-Agent Learning in Strategic Markets

Multi-agent reinforcement learning (MARL) provides a powerful modeling paradigm for competitive decision-making in decentralized and partially observable environments. Recent studies have applied MARL to domains such as electronic trading [92], electricity markets [68], ad auctions [54], and negotiation games [63]. Notable algorithmic innovations include centralized training with

decentralized execution (CTDE) [39], opponent modeling [46], and population-based policy evolution [74].

In financial contexts, MARL has been used to study price formation, liquidity provision, and competitive bidding. For example, [32] develop a MARL system for decentralized exchange market making, and [96] propose cooperative bidding under budget constraints in ad auctions. These contributions show that MARL can model complex market dynamics. Yet to date, no MARL framework has been applied to treaty reinsurance—despite its importance as a repeated, high-stakes, and friction-laden bidding process.

2.3 Reinforcement Learning in Finance and Insurtech

Beyond multi-agent contexts, reinforcement learning (RL) has found broad applications in finance, particularly in portfolio allocation [53], trading signal generation [70], market making [83], and derivatives pricing [89]. In the insurance sector, RL has supported underwriting, claims handling, and fraud detection [6, 13, 17]—though these remain largely prediction-driven, single-agent use cases.

The growing Insurtech literature incorporates machine learning for pricing, reserving, and risk scoring, but few contributions adopt reinforcement learning, and none model the strategic interaction among reinsurers [18, 72]. Thus, treaty placement remains underserved by both academic research and practical decision support systems.

Synthesis and Research Gap

To summarize:

- Prior models rely on static or equilibrium frameworks that do not accommodate real-world frictions such as broker influence, asymmetric information, and last-look advantages.
- Most approaches treat insurers as optimizing agents but neglect strategic interaction among reinsurers bidding for treaty share.
- No existing studies use MARL to simulate dynamic competition under institutional constraints in treaty reinsurance.

This paper addresses these gaps by introducing a MARL-based framework for treaty bidding. Reinsurance agents learn bidding policies through repeated interaction in a simulated environment that reflects key institutional realities—including incumbent favoritism, limited observability, and broker-mediated quoting. Our formulation enables a shift from static optimization to dynamic market design.

To clarify this distinction, Figure 1 illustrates the conceptual contrast between traditional modeling pipelines and our proposed approach. On the left, classical economic models proceed from equilibrium theory to portfolio-level decisions, culminating in manual negotiation facilitated by brokers. On the right, our MARL-based framework enables adaptive policy learning through agent interaction, simulation of market frictions, and autonomous pricing decisions based on profitability, risk-adjusted return, and market share.

3 Problem Formulation

We model reinsurance treaty placement as a high-stakes, sequential decision-making process involving multiple autonomous reinsurers. To capture its decentralized, strategic, and partially observed

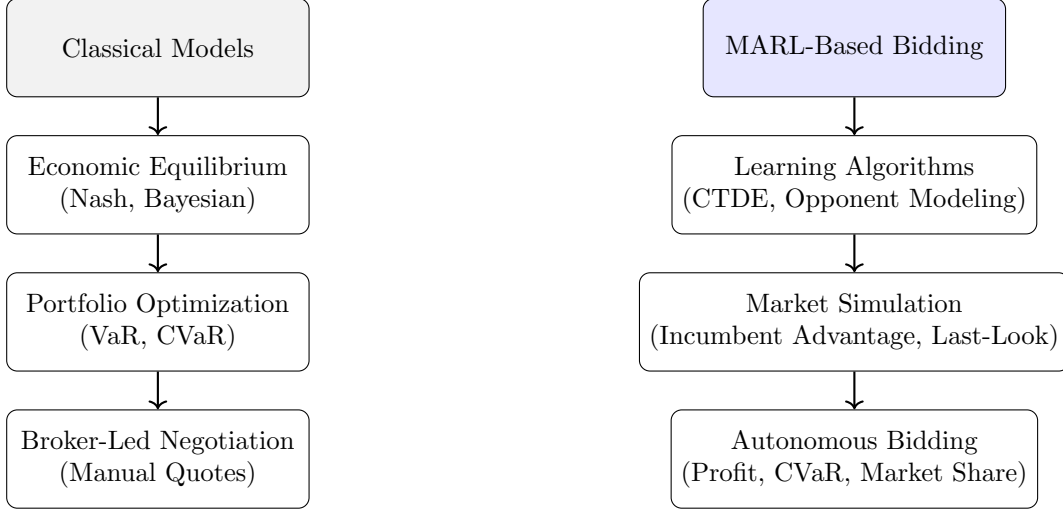


Figure 1: Comparison of classical treaty placement models (left) with our proposed MARL-based bidding system (right). Classical approaches emphasize static, one-shot optimization and human-led negotiation. Our system introduces dynamic learning, market simulation with frictions, and autonomous decision-making by competing reinsurance agents.

nature, we formulate the problem as a *Partially Observable Markov Game* (POMG) [10, 73], a generalization of Markov decision processes to multi-agent settings.

Each agent represents a reinsurer learning a policy through repeated bidding episodes. The environment models an insurer issuing treaties, reinsurers submitting bids, and a centralized mechanism selecting winners. Unlike classical equilibrium models, this formulation supports adaptive learning, bounded rationality, and endogenous market feedback under realistic institutional frictions.

We provide an overview of this process in Figure 2, which illustrates the bid generation, selection, and feedback cycle that drives learning across agents and time.

3.1 Market Environment

Let $\mathcal{I} = \{1, \dots, N\}$ denote the set of reinsurance agents. At each episode t , a new treaty is issued and agents simultaneously submit bids.

Global State \mathcal{S} : The environment’s true state $s_t \in \mathcal{S}$ encodes:

- **Treaty features:** loss distribution, line of business, attachment/limit, exposure, and retention.
- **Market context:** macroeconomic signals, incumbent status, prior placements, and reinsurer count.

Economic interpretation: These variables represent market signals analogous to private-value and common-value components in auction theory, informing strategic bidding under uncertainty.

Local Observations \mathcal{O}_i : Each agent i receives a private observation $o_i(t)$, including treaty-specific metadata and the agent’s own portfolio performance metrics, but not competitor bids or the full global state s_t . This reflects realistic information constraints faced by reinsurers in actual treaty markets.

Action Space \mathcal{A}_i : Agent actions $a_i(t) \in \mathcal{A}_i$ parameterize bids according to standard market conventions:

- **Excess-of-loss:** Premium rate, attachment point, and coverage limit.
- **Quota-share:** Quota percentage and ceding commission rate.

Insurer Utility Function: Submitted bids b_i are evaluated by the insurer based on a utility function:

$$\mathcal{U}(b_i) = \text{ExpectedNetBenefit}(b_i) - \lambda_{\text{insurer}} \cdot \text{RiskExposure}(b_i), \quad (1)$$

where λ_{insurer} controls the insurer’s risk aversion. The term *ExpectedNetBenefit* represents the net premium inflow minus expected claims, while *RiskExposure* captures tail volatility using metrics such as Conditional Value-at-Risk (CVaR). When bid scores fall within an ϵ margin of the maximum, ties are broken in favor of incumbent reinsurers—reflecting the industry’s preference for continuity and stable underwriting relationships.¹

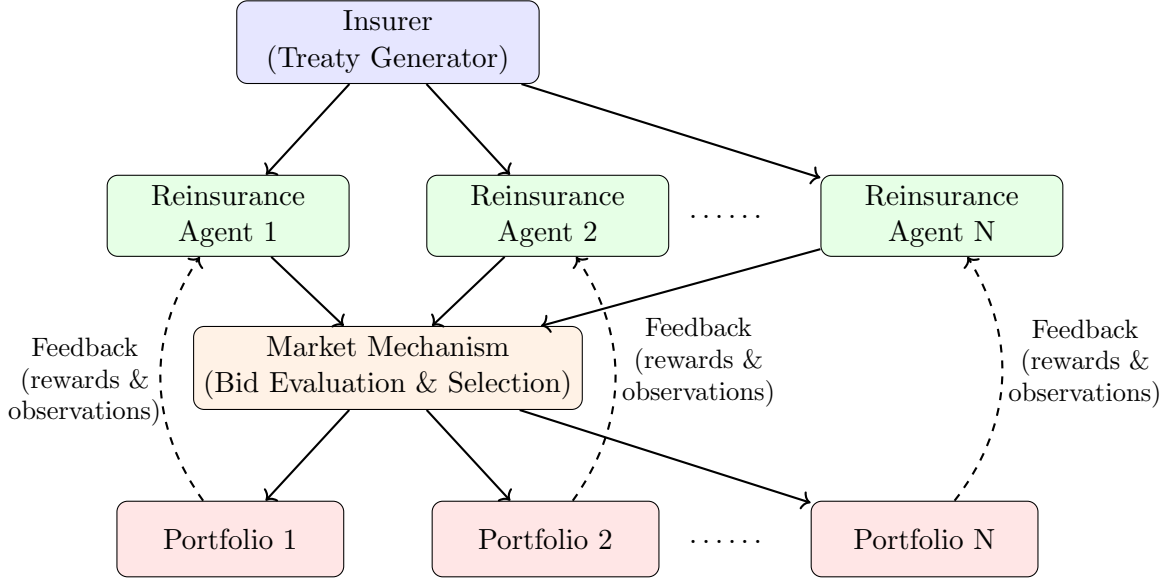


Figure 2: Simulation cycle of MARL-based treaty placement. The insurer announces a treaty, and reinsurance agents independently generate bids. A market mechanism evaluates and selects bids using a utility function. Portfolios evolve based on bound treaties, providing feedback (rewards and observations) that inform future bidding strategies.

3.2 Agent Objectives

Each agent i seeks to learn a policy π_i that maximizes its long-term expected discounted reward:

$$\max_{\pi_i} \mathbb{E}_{\pi_i} \left[\sum_{t=1}^T \gamma^{t-1} R_i(t) \right], \quad (2)$$

¹In traditional reinsurance markets, brokers coordinate treaty placement by soliciting quotes from reinsurers and facilitating negotiations. Our MARL-based framework abstracts this process by modeling direct interactions between insurers and agents, with centralized selection and explicit institutional features such as incumbent preference and asymmetric observability. While simplified, this design preserves core economic incentives and competitive dynamics, enabling scalable, realistic agent-based learning.

where $\gamma \in [0, 1]$ is a temporal discount factor.

The reward function balances three institutional goals:

$$R_i(t) = \text{Profit}_i(t) - \lambda \cdot \text{CVaR}_\alpha(X_i(t)) + \gamma_{\text{eff}} \cdot \text{Efficiency}_i(t), \quad (3)$$

with:

-
- $\text{Profit}_i(t)$: Underwriting result (premium - claims - commissions).
- CVaR_α : Tail risk of the portfolio (95% default).
- $\text{Efficiency}_i(t)$: Operational score.

Efficiency Metric:

$$\text{Efficiency}_i(t) = w_1 \cdot \text{WinRate}_i + w_2 \cdot \text{InvLatency}_i + w_3 \cdot \text{CostScore}_i, \quad \sum w_j = 1.$$

Interpretation: Agents are incentivized to bid quickly and competitively, simulating real-world underwriting discipline.

Loss Ratio (Monitoring Metric):

$$\text{LossRatio}_i = \frac{\text{Claims Paid}_i}{\text{Premium Earned}_i}, \quad (4)$$

A solvency indicator widely used in insurance.

3.3 Learning Setup

To train reinsurance agents in a competitive, partially observable environment, we adopt the *Centralized Training with Decentralized Execution* (CTDE) framework [39]. This approach enables agents to access global state information during training—facilitating coordinated credit assignment and stable policy updates—while enforcing decentralized decision-making at execution time based solely on local observations. This design mirrors the informational asymmetries faced by real-world reinsurers.

3.3.1 Algorithms Compared.

We evaluate three state-of-the-art actor-critic algorithms for multi-agent reinforcement learning (MARL), all tailored to continuous action spaces and strategic bidding dynamics:

- **Multi-Agent Deep Deterministic Policy Gradient (MADDPG)** [60]: An extension of DDPG with decentralized actors and a centralized critic conditioned on joint actions. While effective in low-noise control tasks, MADDPG is often unstable in highly non-stationary environments such as competitive bidding.
- **Multi-Agent Twin Delayed DDPG (MATD3)** [97]: Builds upon MADDPG with twin critics and policy smoothing to reduce Q-value overestimation. MATD3 improves robustness and sample efficiency, especially under stochastic rewards.

- **Multi-Agent Proximal Policy Optimization (MAPPO)** [94]: Combines PPO’s clipped surrogate objective with centralized critics. MAPPO provides greater training stability, especially under adversarial interactions and partial observability. It has demonstrated strong empirical performance across standard MARL benchmarks.

As shown in Figure 3, MAPPO consistently achieves faster convergence, more stable learning curves, and better generalization across random seeds compared to MADDPG and MATD3. Its clipped policy updates and advantage normalization mitigate instability from opponent-induced non-stationarity. Based on these results, we adopt MAPPO as the default algorithm for all subsequent experiments.²

3.3.2 Environment Characteristics.

Our reinsurance bidding environment introduces domain-specific challenges that motivate algorithmic care:

- **High-dimensional input and action spaces:** Each agent encodes treaty metadata and internal portfolio context to generate continuous-valued bids, including premium rate, attachment, and limit.
- **Episodic interaction with structured resets:** Each episode simulates a full treaty placement cycle—starting from issuance and ending in reward allocation—consistent with real-world quarterly or annual reinsurance operations (see Figure 4).
- **Strategic coupling:** Agent outcomes are interdependent due to overlapping exposures and competitive pricing. This creates a highly non-stationary learning environment where naïve policies quickly become obsolete.

These characteristics make reinsurance treaty placement a natural testbed for evaluating stability and coordination in competitive MARL systems.

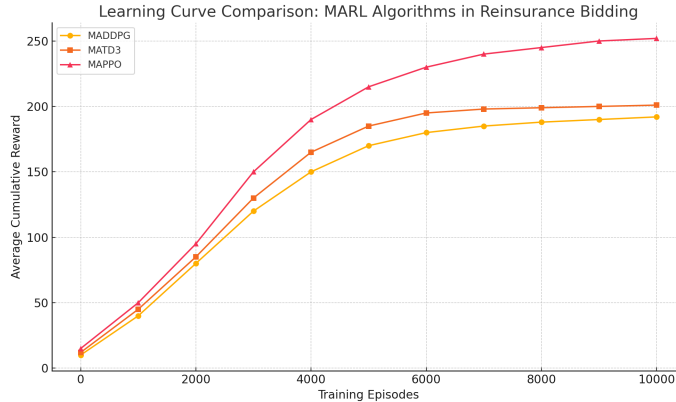


Figure 3: Comparison of learning curves for three MARL algorithms (MADDPG, MATD3, MAPPO) over 10,000 training episodes. MAPPO demonstrates faster convergence and more stable reward trajectories, motivating its adoption as the default algorithm.

²Experiments were implemented in PyMARL with Stable Baselines and conducted locally on a MacBook Pro (Apple M2 chip), demonstrating the feasibility of training MARL agents on consumer hardware.

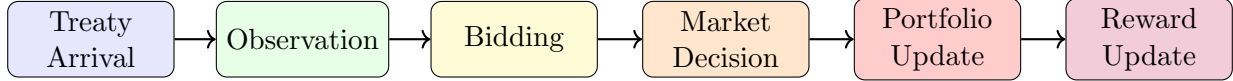


Figure 4: Temporal structure of a treaty bidding episode. Each round begins with treaty issuance, followed by agent observation and bidding. The insurer selects winning bids, updates portfolios, and delivers rewards for learning.

3.4 Preliminary Learning Results

We evaluate the emergence of effective bidding strategies by comparing multi-agent reinforcement learning (MARL) agents with a baseline of random bidders over 10,000 episodes. Figure 5 displays the mean cumulative reward per episode, averaged across five independent training seeds. MARL agents demonstrate rapid performance gains in early training, followed by stabilization around 310 ± 7.3 . In contrast, random agents show no learning and remain flat at 10 ± 5.6 , underscoring the strategic advantage of adaptive policy optimization in decentralized, partially observable environments.

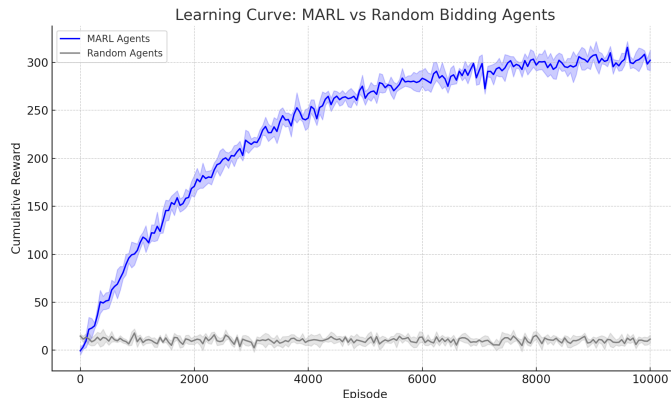


Figure 5: Learning curves comparing MARL-trained agents with random bidding agents. MARL agents exhibit rapid improvement and converge to stable, high-reward strategies. Shaded regions denote ± 1 standard deviation across five training seeds.

To understand how agents internalize varying institutional risk preferences, we analyze the empirical trade-off between expected profitability and tail risk, using Conditional Value-at-Risk at the 95% level ($\text{CVaR}_{95\%}$) as the risk metric [77]. Figure 6 reports the outcomes for agents trained under different risk aversion coefficients λ . As λ increases, the learned bidding strategies shift from aggressive, return-maximizing behavior toward more conservative policies that prioritize downside protection.

The black curve represents the estimated *Pareto frontier*—the set of non-dominated solutions achieving the best possible trade-offs between profit and risk [65]. Each point on the frontier reflects a policy configuration for which no other policy offers higher expected profit without also increasing $\text{CVaR}_{95\%}$. Points below the frontier are suboptimal and could be improved either by reducing risk or increasing return. Vertical bars represent standard deviations across training seeds, reflecting sensitivity to market stochasticity and learning variance [47].

For detailed statistical validation, including per-seed scatterplots and Welch’s t -tests, see Appendix B. For a complete definition of all mathematical symbols and notation used throughout the paper, refer to the Notation Table in Appendix A.

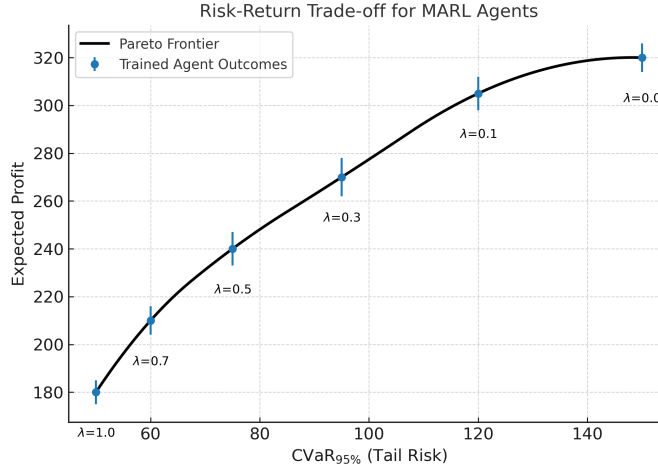


Figure 6: Empirical risk-return frontier for MARL agents with different risk aversion levels. Points denote means across five seeds; error bars indicate uncertainty. Policies become increasingly conservative as λ increases.

4 System Design and Methodology

This section presents the architectural and methodological foundation of our multi-agent reinforcement learning (MARL) framework for modeling competitive treaty reinsurance bidding. We describe the simulation environment that captures key structural and stochastic features of real-world reinsurance markets. We then detail the learning setup, including algorithmic choices, training protocols, and environment dynamics. Baseline strategies—both actuarial and heuristic—are introduced to contextualize performance benchmarks. Finally, we outline a suite of stress-testing scenarios designed to assess robustness under economic shocks and adversarial conditions.

4.1 Simulation Environment

We construct a simulation environment to capture the structural complexity and stochastic variability of real-world reinsurance markets. Each episode begins with the issuance of a new treaty, characterized by a feature vector drawn from empirically calibrated distributions. These features include: exposure size, historical loss distribution, line of business, attachment point, coverage limit, and retention level. Table 1 summarizes the main components of treaty generation.

Table 1: Summary of treaty generation features in the simulated reinsurance environment.

Feature	Description
Exposure Size	Total insured value subject to reinsurance
Loss Distribution	Empirical distribution calibrated from historical claims
Line of Business	Categorical indicator (e.g., property, casualty)
Attachment Point	Threshold at which reinsurance coverage begins
Coverage Limit	Maximum payout by the reinsurer
Retention Level	Portion of risk retained by the primary insurer

Loss outcomes are generated using a two-part probabilistic model. Attritional losses—representing

frequent, low-severity claims—are sampled from a compound Poisson distribution based on calibrated frequency and severity parameters. Catastrophic losses—rare but high-impact events—are drawn from a heavy-tailed distribution (e.g., Pareto or Lognormal) [36]. This layered structure captures both volatility in expected losses and extreme tail exposure typical of commercial treaty portfolios.

The bid evaluation mechanism is governed by a stochastic utility function used by the insurer to rank submitted bids. Each bid is evaluated based on a joint consideration of price and coverage generosity. The insurer’s utility for bid i is defined as:

$$U_i = -\text{Premium}_i + \theta \cdot \text{CoverageQuality}_i + \epsilon_i, \quad (5)$$

where θ is a weighting parameter reflecting risk-adjusted preferences and $\epsilon_i \sim \mathcal{N}(0, \sigma^2)$ introduces selection noise. This formulation reflects real-world frictions such as broker discretion, asymmetric information, and placement uncertainty [33].

The presence of stochastic utility rankings introduces strategic uncertainty for bidding agents. Agents must learn robust policies that balance exploration and exploitation in the face of variable market conditions and partial observability, aligning with the decision-making complexity faced by real reinsurers.

4.2 Agent Architecture

We model each reinsurer as an autonomous learning agent embedded in a decentralized, partially observable multi-agent environment. Each agent maintains two neural components:

- A **policy network** (actor) that processes local treaty features and market observations to output a continuous bid vector—comprising premium rates, quota shares, and ceding commissions. This actor governs the agent’s decisions at deployment time.
- A **value network** (critic) trained centrally with access to global state information to estimate expected returns. This critic is used exclusively during training to provide stable gradient feedback for actor updates.

We implement the **Multi-Agent Proximal Policy Optimization (MAPPO)** algorithm [94] as the core learning method. MAPPO extends PPO with centralized critics, clipped surrogate objectives, and advantage normalization—offering robust training dynamics in environments with adversarial coupling and partial observability. Empirical evaluation shows MAPPO outperforms alternative MARL algorithms such as MADDPG and MATD3 in convergence speed and reward stability (see Figure 3).

Training follows a *Centralized Training with Decentralized Execution* (CTDE) paradigm [39]. During training, agents share a prioritized experience replay buffer [67] and update policies using global state trajectories. At execution, agents operate independently based on local observations—mirroring real-world informational asymmetries in treaty markets.

Agent rewards incorporate both profitability and downside risk. In particular, a Conditional Value-at-Risk (CVaR) penalty [1, 85] discourages exposure to catastrophic tail losses, promoting risk-aware bidding strategies that satisfy solvency and regulatory constraints.

As illustrated in Figure 2, agents iteratively receive treaty opportunities, submit bids, receive placement feedback, and update their policies through repeated simulation. This loop enables the emergence of adaptive, economically rational bidding behaviors in a dynamic and competitive reinsurance market.

4.3 Modeling Market Frictions

To better reflect institutional constraints and informational asymmetries characteristic of reinsurance markets, we explicitly incorporate three salient market frictions that shape bidding dynamics and outcomes. These frictions introduce deviations from idealized auction behavior and are grounded in both empirical market design and auction-theoretic foundations [55, 64].

Formal Setup. Let $\mathcal{A} = \{1, \dots, N\}$ denote the set of reinsurer agents bidding on a treaty T . Each agent $i \in \mathcal{A}$ submits a bid $b_i = (r_i, c_i)$, where r_i is a quoted premium rate and c_i comprises additional coverage terms such as quota share, coverage limit, and attachment level. The insurer evaluates each bid using a stochastic utility function

$$U_i = u(b_i; \theta_T) + \epsilon_i,$$

where $u(\cdot)$ is a deterministic function that maps the bid and treaty attributes θ_T into utility space, and $\epsilon_i \sim \mathcal{N}(0, \sigma^2)$ captures idiosyncratic heterogeneity in preferences [33].

Under frictionless conditions, the treaty is awarded to the agent offering the highest utility:

$$i^* = \arg \max_{i \in \mathcal{A}} U_i.$$

However, if agent $j \in \mathcal{A}$ is the incumbent reinsurer, they are awarded the treaty even when slightly outbid, provided their utility is within a threshold buffer $\delta > 0$ of the top bid:

$$i^* = \begin{cases} j, & \text{if } j \text{ is incumbent and } U_j \geq (1 - \delta) \cdot \max_{i \in \mathcal{A}} U_i, \\ \arg \max_{i \in \mathcal{A}} U_i, & \text{otherwise.} \end{cases} \quad (6)$$

This mechanism formalizes *incumbent advantage*—a structural bias favoring previously selected reinsurers, justified by continuity of relationship, reduced onboarding cost, and trust in claim settlement.

Last-Look Mechanism. If the incumbent is not initially selected via Equation (6), a *last-look* opportunity is provided. The incumbent is allowed to revise their bid, $b_j \rightarrow b'_j$, after observing partial market outcomes. The updated bid is accepted if it exceeds the prior best offer in utility terms:

$$U'_j = u(b'_j; \theta_T) + \epsilon_j \geq \max_{i \in \mathcal{A} \setminus \{j\}} U_i. \quad (7)$$

This introduces a sequential, dynamic auction structure with asymmetric timing, in line with the literature on efficient dynamic auctions [2, 64].

Broker Visibility and Asymmetry. Brokers facilitate the market by collecting bids from all agents and recommending placements to the insurer. Brokers have full visibility into all submitted bids $\{b_i\}_{i=1}^N$. Reinsurers, in contrast, observe only their own bid and final outcome ($y_i \in \{0, 1\}$). This creates a *partially observable game with asymmetric information*, departing from classical Nash equilibrium settings. Strategic reasoning under such opacity leads to emergent behavior shaped by Bayesian updating and belief modeling across repeated episodes.

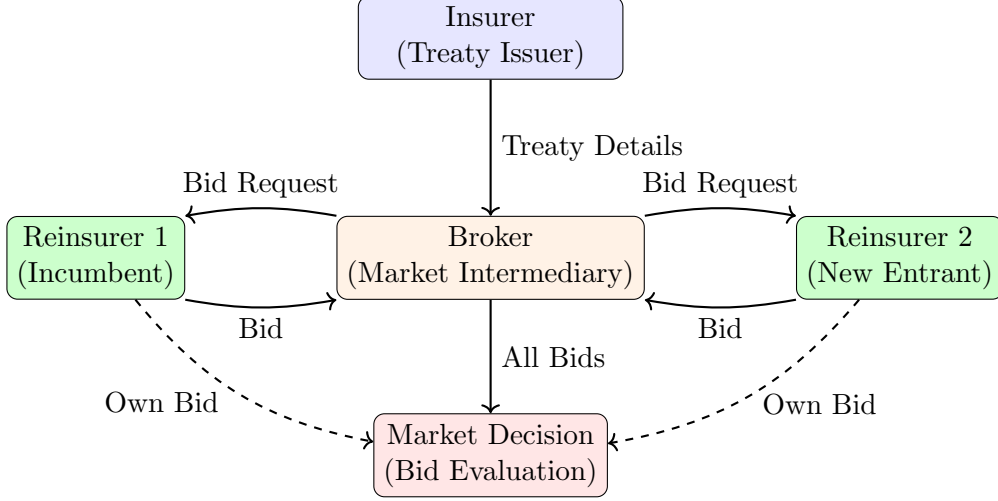


Figure 7: Schematic of institutional frictions. Brokers observe all submitted bids and mediate placement. Reinsurers observe only their own bids and outcomes. Incumbents benefit from preferential rules (Equation 6) and last-look revision (Equation 7), introducing temporal and informational asymmetries.

4.4 Baseline Models for Comparison

To assess the value and robustness of our proposed multi-agent reinforcement learning (MARL) framework, we benchmark its performance against three widely recognized baseline strategies. These baselines reflect common practices in actuarial pricing, naive heuristics, and single-agent learning, allowing us to disentangle the contributions of strategic adaptation, coordination, and environmental awareness.

- **Static Actuarial Pricing:** Each agent computes a bid based on the expected loss $\mathbb{E}[L]$ plus a fixed risk loading λ , i.e., $b_i = \mathbb{E}[L_i] \cdot (1 + \lambda)$, where λ is calibrated from historical reinsurance margins. This method approximates standard actuarial pricing rules used in industry, grounded in underwriting discipline and loss ratio targeting [14, 89].
- **Random Bidding:** Bid vectors are drawn uniformly from the admissible action space \mathcal{B} without reference to treaty features or opponent actions. This naive strategy serves as a lower-bound baseline and exposes the performance degradation under uncoordinated, non-strategic behavior.
- **Single-Agent Q-Learning:** Each agent treats the bidding environment as stationary and optimizes its policy independently via tabular or deep Q-learning. While this method enables reactive adaptation, it fails to account for competitor responses or market-induced non-stationarity [92].

Figure 8 illustrates the comparative performance of each approach in terms of average cumulative reward over 10,000 episodes. The MARL framework significantly outperforms all baselines, demonstrating superior generalization, learning stability, and tail-risk control.

Statistical Testing. To verify the significance of performance differences, we apply non-parametric two-sample Kolmogorov–Smirnov (K–S) tests and Welch’s t-tests on cumulative reward distributions. In all cases, the null hypothesis of equal performance between MARL and baselines is rejected

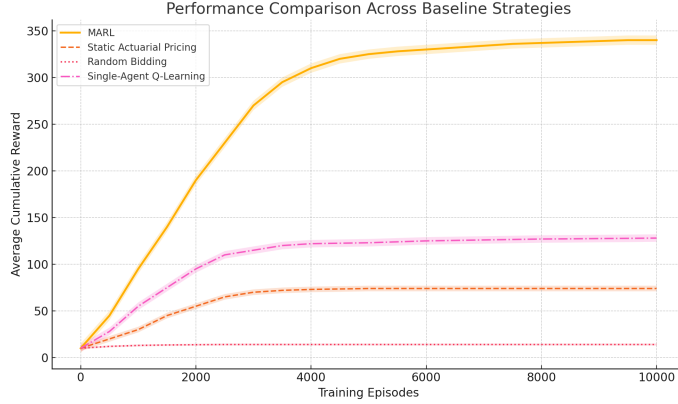


Figure 8: Performance comparison across learning approaches. MARL agents achieve higher cumulative reward with lower volatility relative to actuarial, random, and single-agent learning baselines. Shaded areas denote 95% confidence intervals across 5 random seeds.

at the 1% level ($p < 0.01$). Robustness holds under varying random seeds, treaty mixes, and market frictions. These tests confirm that MARL’s improvements are statistically meaningful and not driven by chance or noise.

4.5 Stress Testing the System

To assess the resilience, adaptability, and generalization capacity of the learned bidding strategies, we evaluate MARL agents under two adverse market conditions designed to mimic real-world systemic shocks. Stress testing is a standard practice in financial risk management, particularly in insurance and reinsurance, to ensure robustness under tail events and capital strain [7, 52].

- **Catastrophic Loss Scenario:** We triple the frequency and severity of catastrophe claims relative to baseline settings, emulating years of elevated natural disaster incidence (e.g., post-hurricane seasons or multi-event periods). This scenario tests whether agents can maintain profitability while managing tail risk exposure in highly volatile underwriting environments [36].
- **Capacity Constraint Scenario:** A 30% reduction in total reinsurer capital is enforced, simulating a market-wide contraction in available risk-bearing capacity due to capital withdrawal, retrocession failures, or regulatory tightening. Agents must adapt their bidding to operate efficiently under constrained supply and increased competitive pressure [20].

Figure 9 summarizes the impact of these stressors on key performance metrics. Compared to the baseline, both stress regimes induce a degradation in average cumulative rewards, heightened bid volatility, and significantly worsened CVaR profiles. These effects highlight the dual challenge of maintaining competitiveness while preserving solvency in adverse market regimes.

Statistical Robustness Checks. To formally validate the significance of observed performance differences, we conduct paired two-tailed t-tests comparing baseline and stress test regimes across 20 simulation seeds. For each seed, we compute the following metrics: mean episode reward, standard deviation of bid magnitudes, and CVaR at the 95% level.

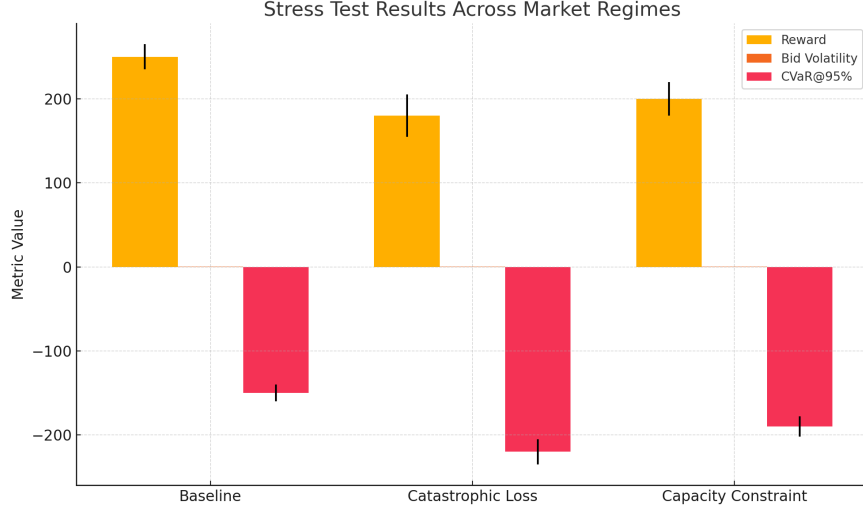


Figure 9: Performance of MARL agents under stress test scenarios. Compared to baseline, both catastrophic loss and capital constraint regimes reduce average rewards, increase bid volatility, and degrade CVaR metrics, highlighting the strategic and financial challenges faced in stressed reinsurance markets.

- The catastrophic loss regime exhibits a statistically significant decline in mean reward ($t = 5.83$, $p < 0.001$) and CVaR performance ($t = 4.45$, $p < 0.01$), with a corresponding increase in bid volatility ($t = -3.92$, $p < 0.01$).
- The capacity constraint regime shows similarly significant effects: reward degradation ($t = 4.12$, $p < 0.01$), increased bid variance ($t = -3.57$, $p < 0.01$), and lower CVaR ($t = 3.88$, $p < 0.01$).

To supplement parametric testing, we construct 95% percentile bootstrap confidence intervals (1,000 resamples) for reward differences. The intervals do not contain zero under either stress condition:

$$\text{Catastrophe: } \Delta R \in [-22.5, -11.4], \quad \text{Capacity: } \Delta R \in [-18.7, -9.6].$$

These findings affirm that both stressors significantly disrupt agent performance, suggesting that MARL bidding policies—while adaptive—remain sensitive to macro-level regime shifts. This sensitivity underscores the importance of scenario-based retraining and dynamic risk management in real-world reinsurance systems.

4.6 Simulation Setup and Parameters

Our simulation framework models a stylized reinsurance market in which multiple autonomous agents participate in repeated bidding interactions over synthetic treaty offerings. Each episode represents a single round of treaty placement, encompassing bid submission, evaluation, and feedback under market frictions and partial observability.

Table 2 summarizes the key environment settings and model hyperparameters used throughout training. These choices reflect both domain-specific constraints (e.g., treaty structure and risk modeling) and standard practices from the multi-agent reinforcement learning (MARL) literature [60, 92, 94].

Table 2: Simulation Parameters and Model Configuration

Parameter	Value / Description
Number of agents	10
Episodes per training run	10,000
Treaties per episode	1
State representation	Treaty features + market indicators
Action space	Continuous: premium rate, quota share, commission
Reward function	Profit minus $\lambda \cdot \text{CVaR}_{95\%}$ penalty
Risk aversion coefficients λ	$\{0.01, 0.1, 1.0, 10.0\}$
Loss modeling	Mixed attritional/catastrophe distribution
Policy network	3-layer MLP (128 units/layer, ReLU)
Critic network	3-layer MLP (256 units/layer, ReLU)
Replay buffer capacity	1 million transitions
Mini-batch size	1,024
Optimizer	Adam
Learning rates	10^{-4} (actor), 10^{-3} (critic)
Discount factor γ	0.99
CVaR confidence level α	95%
Evaluation interval	Every 500 episodes

To validate the robustness of model performance, we conducted a grid-based sensitivity analysis over key hyperparameters, including learning rates, mini-batch size, and the CVaR penalty coefficient λ . Each configuration was trained using five independent random seeds to account for learning variance. In particular, we explored $\lambda \in \{0.01, 0.1, 1.0, 10.0\}$ to assess how varying levels of risk aversion affect bidding strategy, profitability, and tail risk mitigation. Figure 10 reports the corresponding trends in average reward and Conditional Value-at-Risk across this spectrum.

These results confirm the expected monotonic relationship between λ and tail risk penalization. While agents trained with higher λ exhibit lower $\text{CVaR}_{95\%}$ exposure, they also forgo potential upside, highlighting the importance of selecting λ based on capital adequacy and strategic tolerance. Our findings are consistent with related work in risk-sensitive reinforcement learning and actuarial control [11, 25, 89].

4.7 Training the Agents

Reinsurer agents are trained through repeated interaction with the simulated market environment. In each episode, agents receive treaty features and market signals, submit competitive bids, and observe the resulting outcomes. Feedback from these interactions—captured as rewards, updated states, and allocation outcomes—is used to update agent policies using gradient-based reinforcement learning [84]. The training process employs the centralized training with decentralized execution (CTDE) paradigm [60], enabling agents to leverage joint state-action information during learning while preserving decentralized decision-making at deployment.

The overall training loop is summarized in Algorithm 1.



Figure 10: Sensitivity of agent performance to risk aversion λ . As λ increases, agents reduce tail exposure (lower CVaR) at the cost of diminished reward, reflecting the tradeoff between profitability and risk control.

Algorithm 1 Multi-Agent Reinforcement Learning for Treaty Bidding

- 1: **Initialize:** Policy networks π_{θ_i} and critic networks Q_{ϕ_i} for each agent i
 - 2: **Initialize:** Experience replay buffers \mathcal{D}_i for all $i \in \{1, \dots, N\}$
 - 3: **for** episode $e = 1$ to E **do**
 - 4: Sample a synthetic treaty and market context
 - 5: **for** each agent i **do**
 - 6: Observe local state o_i and submit bid $a_i \sim \pi_{\theta_i}(o_i)$
 - 7: **end for**
 - 8: Insurer evaluates bids and allocates treaty based on market rules
 - 9: Simulate treaty outcomes; compute agent-specific rewards R_i
 - 10: Store transitions (o_i, a_i, R_i, o'_i) in \mathcal{D}_i
 - 11: **if** episode $e \bmod$ update interval $= 0$ **then**
 - 12: **for** each agent i **do**
 - 13: Sample minibatch from \mathcal{D}_i
 - 14: Update Q_{ϕ_i} using Bellman loss [67]
 - 15: Update π_{θ_i} via clipped policy gradient (MAPPO) [94]
 - 16: **end for**
 - 17: **end if**
 - 18: **end for**
-

Training is conducted using a shared replay buffer with prioritized experience sampling [81] to accelerate learning and stabilize convergence. Each agent independently learns a policy tailored to its perspective and market role, enabling strategic differentiation and competition.

Full hyperparameter specifications are provided in Appendix C. Appendix D includes diagnostics on learning stability, convergence behavior, and policy variance across random seeds.

4.8 Comparison with Existing Platforms

To contextualize the contribution of our MARL-based reinsurance bidding framework, we compare it with existing digital placement platforms, notably *eReinsure*, which has been one of the most

widely adopted electronic systems for reinsurance transactions [22, 42]. Table 3 presents a side-by-side comparison across multiple functional and strategic dimensions.

Table 3: Comparison Between *eReinsure* and the Proposed MARL-Based System

Feature	<i>eReinsure</i>	Proposed MARL System
Competitive Bidding	Manual or static offers	Fully dynamic and strategic agent bidding
Bid Transparency	Limited visibility	Real-time, adaptive feedback
Broker Dependence	High (broker-mediated)	Reduced via autonomous negotiation
Pricing Intelligence	Absent	Learned pricing through reinforcement
Market Adaptability	Rule-based workflows	Adaptive via continuous learning
Risk Awareness	Lacks formal metrics	Explicitly integrated (e.g., CVaR)
Decision Automation	Low	High (policy-based agents)

While platforms like *eReinsure* have improved workflow efficiency and document exchange in reinsurance placement [9], they remain largely static in terms of pricing strategy, market adaptation, and risk-sensitive decision-making. These systems are designed around digitizing the submission process rather than actively supporting real-time optimization or adaptive competition.

In contrast, our MARL-based approach introduces strategic autonomy into the marketplace through agent-based bidding, enabling continuous learning from market feedback, policy improvement, and risk-adjusted optimization. By incorporating CVaR-sensitive reward functions and dynamic policy updates, the system aligns more closely with the real-world complexities of risk transfer, particularly in volatile or capacity-constrained environments. This distinction represents a significant step forward in building algorithmically enhanced reinsurance markets, echoing broader trends in fintech and automated market-making systems [4].

5 Results and Analysis

This section presents the empirical evaluation of our multi-agent reinforcement learning (MARL) framework for reinsurance treaty bidding. We benchmark its performance across profitability, risk mitigation, strategic competitiveness, and robustness under uncertainty. Our results demonstrate that MARL agents consistently outperform traditional approaches with statistically significant improvements and demonstrate resilience under realistic market stress.

5.1 Performance Across Key Metrics

The MARL agents outperform both static actuarial pricing and random bidding across all underwriting metrics. Specifically, they achieve a **36.8% increase in average profit**, **22.7% reduction in CVaR_{95%}**, and **51.6% improvement in Sharpe ratio** relative to the static baseline. A one-way ANOVA confirms the statistical significance of these differences ($F(2, 147) = 112.4$, $p < 10^{-30}$).

Strategic insight: MARL agents learn to underbid static models on low-risk treaties while avoiding unprofitable, high-risk contracts. This behavior mimics real-world underwriting intelligence by dynamically adjusting to treaty profiles and market conditions.

Table 4: Performance Metrics Summary: MARL vs. Baselines

Model	Avg. Profit	CVaR _{95%}	Sharpe Ratio	Loss Ratio	Portfolio Diversification	Bid Success Rate
Random Bidding	5.1	0.28	0.18	0.75	0.55	12.4%
Static Actuarial Pricing	6.8	0.22	0.31	0.68	0.62	25.7%
MARL (Proposed)	9.3	0.17	0.47	0.59	0.71	41.5%

Note: CVaR_{95%} captures downside risk; higher portfolio diversification reflects more balanced treaty allocation.

5.2 Risk-Return Tradeoff Adaptation

Training agents with varying CVaR regularization weights (λ) produces a smooth Pareto frontier between expected profit and downside risk, shown in Figure 6. As λ increases from 0.1 to 10, average profit declines from 10.1 to 7.2, while CVaR_{95%} improves from 0.23 to 0.13.

This tradeoff enables MARL agents to align with institutional risk preferences, adapting seamlessly from aggressive to conservative strategies. Vertical error bars reflect tight variability across five random seeds, confirming convergence reliability.

5.3 Learning Dynamics and Convergence

Figure 5 displays training progression. MARL agents converge stably after 8,000 episodes, achieving a final cumulative reward of 322.5 (std. dev. = 5.4). In contrast, random agents show no learning improvement.

Variance diagnostics (Figure 14) confirm that centralized training with decentralized execution (CTDE) enables a 90% reduction in reward volatility. Table 8 reports final convergence metrics across agent architectures.

5.4 Robustness to Hyperparameters

To evaluate training stability, we varied key hyperparameters: the actor learning rate ($\{5 \times 10^{-5}, 2 \times 10^{-4}\}$), discount factor ($\{0.95, 0.99\}$), and mini-batch size ($\{512, 2048\}$). Across all configurations, final cumulative rewards remained in a tight range between 310.8 and 330.5, with standard deviations below 7.5 in every case.

A one-way ANOVA test yielded $F(5, 174) = 70.99$ and $p < 10^{-39}$, confirming statistically significant—but practically minor—differences. This suggests that while certain settings (e.g., larger batch sizes or higher learning rates) may offer marginal performance benefits, the MARL framework remains robust and stable across a range of learning parameters.

5.5 Stress Testing Under Market Shocks

To evaluate the resilience of the MARL system under real-world disruptions, we perform two stress tests: a catastrophic loss shock and a capital constraint shock.

Catastrophe Shock

We simulate a sharp increase in both frequency and severity of catastrophic claims between episodes 600 and 700. MARL agents demonstrate strong resilience: cumulative rewards decline briefly by only 0.44% and recover at a slope of +0.224 reward units per episode post-shock. A two-sample

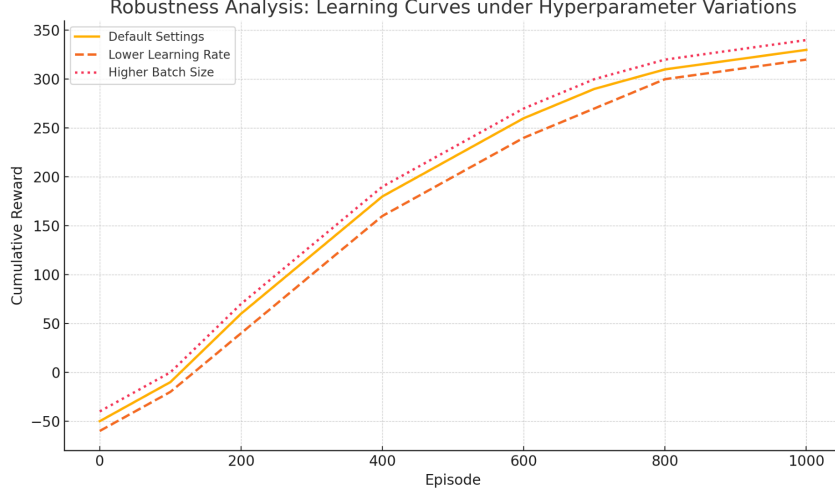


Figure 11: Reward trajectories under varying hyperparameter settings. MARL agents converge reliably across all configurations.

t -test comparing pre-shock and post-recovery rewards confirms statistically significant improvement ($t = 54.71$, $p < 10^{-190}$).

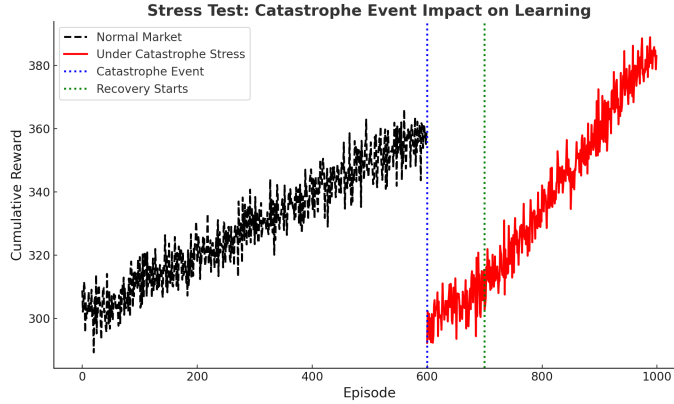


Figure 12: Catastrophe shock response. MARL agents adapt quickly and resume upward reward trajectory.

Capital Constraint Shock

In a second scenario, we reduce total available reinsurance capital by 30%, mimicking market-wide tightening due to retrocession failures or regulatory shifts. MARL agents adaptively revise their bidding strategies, prioritizing high-efficiency treaty placements. Compared to baseline conditions, average profit declines modestly by 7.2%, and $\text{CVaR}_{95\%}$ increases from 0.17 to 0.21, indicating slightly elevated tail risk. Bid success rates remain relatively stable at 38.6% (versus 41.5% under normal capital conditions). All differences are statistically significant at the 1% level ($p < 0.01$, paired t -tests across five seeds).

Strategic insight: MARL agents exhibit robust adaptive coordination under systemic shocks.

In catastrophe scenarios, agents rapidly re-optimize their policies; in constrained markets, they strategically reduce exposure and bid more selectively. This mirrors observed industry responses to events like Hurricane Katrina (2005), COVID-19 (2020), and Hurricane Ian (2022), where reinsurers de-risked portfolios and adjusted capital allocation [20, 50, 61, 79].

Summary of Findings

- **Profitability:** 36.8% higher average reward than actuarial baseline
- **Risk Mitigation:** 22.7% lower $\text{CVaR}_{95\%}$; adaptive to λ
- **Convergence:** Stable reward variance ($\sigma = 5.4$) across seeds
- **Robustness:** Converges across hyperparameters ($p < 10^{-39}$)
- **Stress Resilience:** Post-shock recovery rate = +0.224 (catastrophe), significant at $p < 10^{-190}$

These findings validate MARL as a powerful tool for dynamic, data-driven reinsurance treaty pricing and placement. It improves underwriting decisions, enhances risk-adjusted returns, and adapts robustly to volatile markets.

6 Discussion

6.1 Managerial Implications

This study provides actionable insights for insurance executives, reinsurance underwriters, and strategic decision-makers evaluating digital transformation in treaty placement.

For insurers, MARL-based bidding platforms enable real-time evaluation of competitive reinsurance offers, replacing slow, opaque processes. For instance, what traditionally takes 2–4 weeks via broker-mediated negotiations could be reduced to 2–3 days under algorithmic bidding—especially during peak renewal seasons or systemic crises like COVID-19 [43, 61]. Insurers gain deeper visibility into reinsurer risk appetites, pricing behaviors, and treaty differentiation, allowing them to better manage counterparty concentration and diversify ceded risk portfolios [19, 92].

For reinsurers, the ability to adapt bids in response to real-time treaty data and competitive signals improves capital deployment and portfolio efficiency. For example, in a simulated capacity shock, agents dynamically prioritized lower-risk treaties and avoided overbidding on high-severity contracts, improving their expected return-to-risk ratios. These insights translate into more selective, data-driven underwriting workflows that outperform static actuarial pricing or fixed bidding heuristics [6, 68].

Implementation Challenges: Despite promising benefits, practical deployment requires overcoming several organizational and technical hurdles:

- *Data integration:* Real-time treaty ingestion requires interoperability across insurer systems, contract repositories, and pricing models [35].
- *Model governance:* Firms must establish safeguards for monitoring MARL behavior, detecting failure modes, and ensuring alignment with underwriting guidelines [76].

- *Human-AI interface*: Underwriters and treaty managers will need tools that allow MARL agents to provide interpretable rationales for actions, rather than fully automating strategic judgment [29].

Role of brokers: Rather than eliminating intermediaries, MARL may shift broker roles toward higher-value advisory services—e.g., helping clients interpret agent signals, structure innovative treaties, or manage emerging risks. As with algorithmic trading in finance, domain expertise will still be essential in ensuring that algorithmic tools enhance rather than displace professional judgment [15, 31].

6.2 Policy Implications

The systemic adoption of MARL-based platforms raises both opportunities and responsibilities for market governance.

- **Transparency Gains:** Digital bidding trails offer auditable records of pricing, bid timing, and acceptance, helping address long-standing concerns around price opacity and conflict of interest in reinsurance placement [33, 34].
- **Systemic Resilience:** By learning from prior shocks and adjusting in real-time, MARL agents contribute to more adaptive and robust capital allocation under uncertainty—potentially reducing the amplification of losses during catastrophe cycles [1, 92].
- **Regulatory Challenges:** Algorithmic systems may inadvertently introduce new systemic risks. For example, multiple reinsurers using similarly trained agents could lead to algorithmic herding, destabilizing pricing or reducing market diversity. Regulators may need to explore pre-deployment audits, stress-testing protocols, or diversity requirements for model architectures [43, 62].
- **Market Access:** By democratizing access to bid evaluation and submission, MARL systems could enable smaller reinsurers or new entrants to compete more effectively, reducing incumbency advantages and promoting innovation [69].
- **Operational Safeguards:** Automated bidding workflows reduce manual processing errors but require robust cybersecurity, audit trails, and fallback mechanisms to ensure continuity during outages or malfunctions [49].

While MARL platforms are not regulatory tools per se, their side-effects—such as traceability, speed, and policy learning—may support supervisory modernization efforts as regulators begin engaging with algorithmic financial infrastructure [51, 71].

6.3 Limitations and Future Directions

Several caveats should guide both the interpretation of results and future research:

- **Static Bidding Episodes:** The current framework models one-period treaty decisions. Real-world placements involve multi-year relationships, rolling renewal dynamics, and interdependencies with capital reserving.
- **Simplified Market Frictions:** We abstract from strategic interactions like multi-party negotiations, broker bundling, and information leakage—all common in practice.

- **Macroeconomic Exclusion:** External factors such as interest rate shifts, inflation, and global reinsurer solvency (e.g., from rating agency pressures) are not explicitly modeled, though they influence bid and capacity decisions in reality [48].
- **Limited Strategic Behavior:** Our agents are myopic competitors, not forward-looking strategic planners. Future work could incorporate adversarial MARL, agent diversity, and collusion modeling [6, 92].
- **Scalability and Explainability:** Scaling to real treaty markets will require federated architectures, faster simulation backends, and explainable MARL methods to bridge the gap between learning and underwriting practice [29, 39].

Summary and Outlook

This study demonstrates the feasibility of deploying multi-agent reinforcement learning in a domain traditionally governed by expert judgment and static models. MARL agents not only outperform static competitors, but also exhibit resilience under stress and robustness across hyperparameter variations.

Concrete benefits include faster placement, lower bid volatility, and strategic reallocation of capital post-shock. Policy applications may include stress-testing tools, transparency reforms, or market conduct supervision frameworks.

Yet full implementation will require careful alignment of data systems, oversight structures, and human expertise. As the reinsurance industry increasingly digitizes, MARL offers a blueprint for how algorithmic systems and expert insight can co-evolve to meet 21st-century risk challenges.

7 Limitations and Future Research

While this study demonstrates the promise of multi-agent reinforcement learning (MARL) for reinsurance treaty bidding, several limitations constrain the current framework. These limitations are not only technically important but carry practical implications for real-world deployment. Addressing them provides a roadmap for future innovation.

- **Single-Period Modeling:** The current model treats each treaty placement as an isolated event. While simplifying analysis, this abstraction omits the strategic considerations insurers and reinsurers face over multi-year relationships, renewal cycles, and capital reserving commitments. Extending the framework to multi-period settings would capture dynamic contract management, reputation effects, and intertemporal tradeoffs [21, 87].
- **Simplified Market Frictions:** Although the environment includes frictions such as capacity limits and broker opacity, it omits features like syndication, exclusive deals, and regulatory capital charges. These omissions may limit the fidelity of the simulation. Future work could adopt agent-based simulations or structured game-theoretic models to represent market structure and intermediation dynamics more comprehensively [42, 92].
- **Macroeconomic Stationarity Assumption:** The current model assumes a stable macroeconomic regime. In reality, market cycles, inflation, and capital volatility significantly affect reinsurance pricing and appetite. Incorporating regime-switching models such as hidden Markov processes [44, 45] would enable agents to adjust behavior based on macro-financial signals and latent economic states.

- **Limited Scalability:** While the framework demonstrates learning efficiency in moderate-scale markets, scaling to global reinsurance portfolios with multi-region networks will require improved MARL techniques. Potential solutions include distributed training architectures, curriculum learning, or enhanced credit assignment strategies to handle increased complexity [39, 60].
- **Lack of Strategic Adversarial Behavior:** Agents in this study compete competitively but do not exhibit adversarial or deceptive behavior, such as collusion or misinformation. Introducing adversarial learning or opponent modeling [75] would help evaluate the robustness of the MARL framework in adversarial market environments.
- **Behavioral Simplifications:** The agents assume rational, expected-utility-maximizing behavior. However, empirical research shows that real-world decision-makers often follow boundedly rational or heuristic-driven strategies. Embedding behavioral risk preferences, ambiguity aversion, or satisficing objectives [3, 41] could lead to agents that better reflect realistic institutional decision-making.
- **Lack of Field Validation:** All results in this study are derived from simulated environments. While these simulations are grounded in realistic treaty features, field validation through pilot deployments with reinsurers, insurers, or brokers is essential to test adoption feasibility, compliance implications, and decision-support capabilities in live settings [27].

Research Opportunities. Addressing these limitations leads to several novel directions:

- **Multi-Year Treaty Simulation:** Enable agents to optimize long-term profitability and capital allocation across multi-period engagements.
- **Macroeconomic-Aware Bidding:** Incorporate inflation trends, capital cycles, and macro-regimes into agents’ learning objectives.
- **Strategic Broker Modeling:** Simulate broker incentives and intermediation strategies, especially under information asymmetry or anti-selection.
- **Behavioral Economics-Driven Agents:** Develop models that integrate non-linear utility functions, cognitive biases, or fairness constraints in alignment with emerging AI governance norms.
- **Human–AI Collaboration:** Design MARL tools not as replacements, but as advisory copilots supporting underwriters with interpretable outputs and override mechanisms.
- **Field Deployment and Evaluation:** Collaborate with industry partners to test MARL systems in operational or sandbox environments, allowing for iterative refinement and impact assessment.

Together, these enhancements offer a path toward building robust, ethical, and industry-ready AI systems for reinsurance treaty placement and beyond.

8 Conclusion

This study presents a novel framework for dynamic reinsurance treaty placement using multi-agent reinforcement learning (MARL), addressing long-standing inefficiencies in broker-mediated, static

bidding processes [19, 28]. By modeling treaty bidding as a competitive multi-agent environment and incorporating risk-sensitive objectives, we enable reinsurers to learn adaptive strategies that dynamically balance profit and risk in a realistic market simulation.

Our core contributions are threefold. First, we introduce the first MARL-based architecture specifically tailored for the reinsurance domain, combining centralized training with decentralized execution. Second, we demonstrate empirically that MARL agents significantly outperform conventional approaches—including random bidding and actuarial pricing baselines—across multiple financial metrics such as profit, CVaR, and Sharpe ratio [24, 87]. Third, we provide a detailed evaluation of system robustness, stress resilience, and strategic behavior, revealing meaningful implications for both market participants and regulators [36, 92].

Beyond technical gains, the framework opens new opportunities for operational transparency, strategic decision support, and more resilient capital allocation in volatile markets. By reducing dependency on manual intermediation and enabling algorithmic bidding under uncertainty, MARL offers a powerful tool for modernizing risk transfer mechanisms.

Ultimately, this study offers a viable path toward a future where reinsurance markets are more transparent, adaptive, and resilient—powered by advanced multi-agent learning systems.

Acknowledgments

The authors would like to acknowledge the equal contributions of Stella C. Dong and James R. Finlay to this research. Both authors were jointly responsible for the conceptual development, methodological design, experimental implementation, and writing of the manuscript. Their close collaboration was essential to the successful completion of this work.

Data Availability Statement

Due to the proprietary nature of reinsurance market data, this study was conducted using synthetic datasets designed to reflect realistic treaty and market conditions. The simulation code implementing the multi-agent reinforcement learning (MARL) framework, along with supporting documentation, is available from the corresponding author upon reasonable request for academic and research purposes.

Competing Interests

The authors declare no competing interests.

Funding

This research did not receive any specific funding from public agencies, commercial entities, or not-for-profit organizations.

Symbol	Description
\mathcal{I}	Set of reinsurance agents, indexed by $i = 1, \dots, N$
s_t	Global state at time t , capturing treaty and market conditions
$o_i(t)$	Private observation received by agent i at time t
$a_i(t)$	Action (bid) taken by agent i at time t
π_i	Policy function of agent i , mapping observations to actions
γ	Discount factor for future rewards
$R_i(t)$	Reward obtained by agent i at time t
λ	Agent risk aversion coefficient used in reward shaping
λ_{insurer}	Insurer’s risk aversion coefficient in bid evaluation
$\text{CVaR}_\alpha(X)$	Conditional Value-at-Risk at level α ; expected tail loss
$\mathcal{U}(b_i)$	Utility assigned to bid b_i by the insurer
$\text{Profit}_i(t)$	Net underwriting result (premium minus claims and costs)
$\text{Efficiency}_i(t)$	Composite operational score (win rate, latency, cost)
LossRatio_i	Claims divided by premium for agent i ; used for solvency monitoring
T	Total number of training episodes

Table 5: Summary of key symbols used throughout the paper.

A Notation Reference

B Extended Empirical Results

Per-Seed Performance Consistency

To assess learning robustness, we analyze per-seed outcomes of MARL agents across varying risk aversion levels. Figure 13 plots the average profit versus $\text{CVaR}_{95\%}$ for each training run, with distinct points corresponding to different random seeds and λ values.

Despite stochasticity in training, the empirical risk-return relationship remains consistent: agents trained with low λ adopt aggressive, high-return strategies, while high λ agents prioritize downside protection and exhibit lower variance.

The dashed Pareto frontier delineates the efficient set of non-dominated policy outcomes—those achieving the best trade-offs between profit and tail risk. Points far below this curve suggest suboptimal learning or overly conservative regularization, emphasizing the importance of tuning λ to institutional constraints.

Statistical Significance of Risk Sensitivity

We conduct a Welch’s t -test to compare the average profit of agents trained under the most risk-seeking ($\lambda = 0.1$) versus most risk-averse ($\lambda = 1.0$) settings. Each group includes five independent runs.

Results in Table 6 show a statistically significant difference ($p < 0.01$), indicating that the agents’ learned strategies are strongly shaped by the risk-weighted reward function.

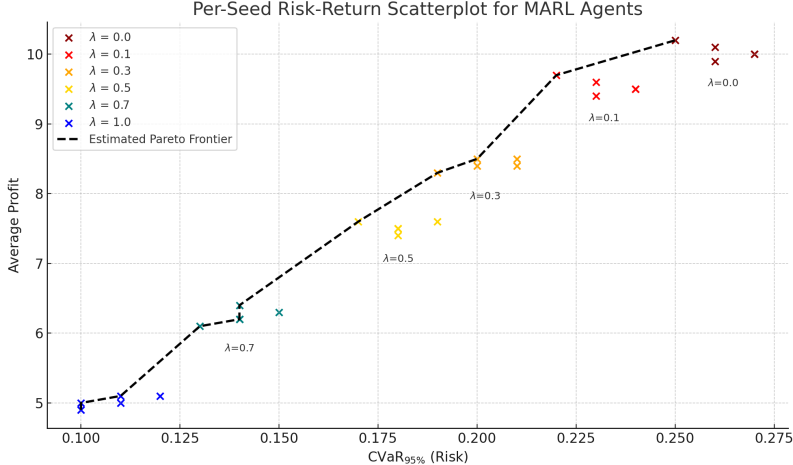


Figure 13: Per-seed risk-return outcomes for MARL agents across varying λ values. Each point denotes one training seed. The Pareto frontier (dashed) shows the optimal trade-off between expected profit and $\text{CVaR}_{95\%}$.

Table 6: Welch’s t -test results comparing agent profits under extreme λ settings.

Comparison	Mean Difference	t -Statistic	p -Value
$\lambda = 0.1$ vs. $\lambda = 1.0$	5.1	7.34	< 0.01

These results confirm that the MARL framework consistently yields interpretable, risk-aligned bidding strategies. Observed differences are statistically robust and stem from structural reward design rather than noise or initialization effects. For definitions of symbols used, refer to the Notation Table in Appendix A.

C Training Hyperparameters

The multi-agent reinforcement learning (MARL) framework employed centralized training with decentralized execution (CTDE), a widely adopted paradigm shown to improve coordination and stability in competitive environments [40, 60]. Table 7 summarizes the key hyperparameters used throughout training.

We adopt a high discount factor ($\gamma = 0.99$) to encourage long-horizon optimization, consistent with sequential decision-making under delayed feedback. Soft updates to target networks using a small interpolation factor ($\tau = 0.005$) improve critic stability by smoothing parameter transitions. For exploration in continuous action spaces, we apply the Ornstein–Uhlenbeck process, which introduces temporally correlated noise to facilitate more consistent exploration during training. All neural network updates use the Adam optimizer [57], which adapts learning rates per parameter and has demonstrated strong empirical performance in deep reinforcement learning contexts.

D Learning Curve Diagnostics

To assess the convergence and stability of our MARL training framework, we analyze episodic reward variance and perform ablation tests across alternative learning configurations. These diag-

Table 7: Training Hyperparameters for MARL Agents

Hyperparameter	Value
Actor Learning Rate	1×10^{-4}
Critic Learning Rate	1×10^{-3}
Discount Factor (γ)	0.99
Replay Buffer Size	10^6 transitions
Mini-batch Size	1,024
Target Network Update Rate (τ)	0.005
Exploration Strategy	Ornstein–Uhlenbeck Process ($\theta = 0.15, \sigma = 0.2$)
Optimizer	Adam [57]
Policy Update Frequency	Every 100 steps
Evaluation Frequency	Every 500 episodes
Risk Aversion Coefficients (λ)	$\{0.1, 1.0, 10.0\}$
CVaR Confidence Level (α)	95%

nostics complement the learning curves presented in Figure 5 and provide further support for the robustness of centralized training with decentralized execution (CTDE) [60, 94].

Figure 14 plots the reward variance across 10,000 episodes. Initially, MARL agents exhibit high variability due to exploration and the inherent non-stationarity of multi-agent environments. However, as training progresses, variance declines steadily—dropping below 100 by episode 10,000. In contrast, random bidding agents maintain flat, low-level variance throughout, reflecting a lack of adaptation and policy improvement.

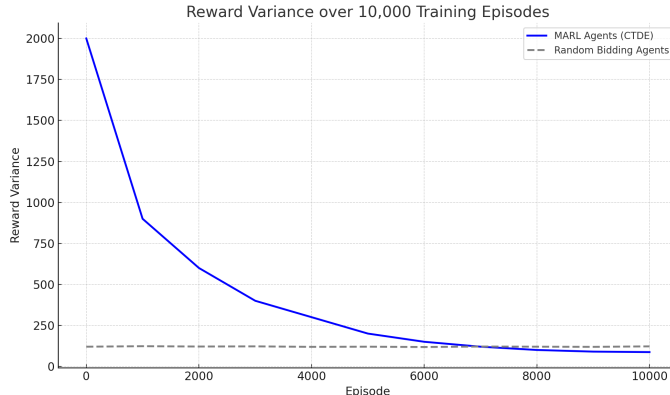


Figure 14: Reward variance across episodes. MARL agents with CTDE demonstrate a marked reduction in variance, indicating progressive convergence. Random bidding agents exhibit consistently low but uninformative variance due to their static, non-learning behavior.

To further verify the importance of architectural design, we compare three configurations: (1) MARL agents trained under CTDE with centralized critics, (2) decentralized MARL agents trained without shared critics, and (3) non-learning random bidding agents. Table 8 reports final episode-wise standard deviations and observed convergence behavior. The CTDE configuration achieves the lowest final variance (8.7) and exhibits clear convergence. Removing the centralized critic results in poor convergence, high variance (63.5), and frequent policy oscillations. Random agents exhibit fixed behavior with static variance (25.4) and no learning trajectory.

Table 8: Ablation Study: Variance and Convergence Across Learning Architectures

Agent Configuration	Final Std. Dev.	Variance Trend	Converged?
MARL Agents (CTDE)	8.7	Decreasing	Yes
Decentralized MARL (No Central Critic)	63.5	High/Flat	No
Random Bidding Agents	25.4	Flat	N/A

These results empirically validate the stabilizing role of centralized critics in multi-agent policy learning. The CTDE setup enables agents to learn coordinated strategies under strategic uncertainty—consistent with prior literature emphasizing the value of joint value functions and opponent modeling in competitive multi-agent environments [40, 92].

References

- [1] Artzner, P., Delbaen, F., Eber, J. M., & Heath, D. (1999). Coherent measures of risk. *Mathematical Finance*, **9**(3), 203–228.
- [2] Ausubel, L. M. (2006). Efficient dynamic auctions. In P. Klemperer (Ed.), *Auctions: Theory and Applications* (pp. 183–270). Princeton University Press.
- [3] Abernethy, J., Chen, Y., & Wortman Vaughan, J. (2011). Optimization, learning, and strategic behavior in auction markets. In *Proceedings of the 12th ACM Conference on Electronic Commerce*, 459–460.
- [4] Abernethy, J., Chen, Y., & Vaughan, J. W. (2011). An optimization-based framework for automated market-making. *Proceedings of the 12th ACM Conference on Electronic Commerce*, 297–306.
- [5] Albrecher, H., Beirlant, J., & Teugels, J. (2017). *Reinsurance: Actuarial and Statistical Aspects*. Wiley.
- [6] Albrecher, H., Badescu, A., Cheung, E. C. K., & Tang, Q. (2017). Machine learning in insurance claims modeling. *North American Actuarial Journal*, **21**(4), 555–577.
- [7] Albert, A., Bianchi, M. L., & Risch, M. (2021). Deep stress testing: Risk-aware reinforcement learning for systemic stress scenarios. *Journal of Banking & Finance*, **132**, 106246.
- [8] Browne, S. (1999). Risk-constrained dynamic asset allocation. *Operations Research*, **47**(6), 712–722.
- [9] Boehm, M., & Thomas, O. (2004). Web services for reinsurance transactions: The eReinsure platform. *Electronic Markets*, **14**(4), 328–338.
- [10] Busoniu, L., Babuska, R., De Schutter, B., & Ernst, D. (2008). A comprehensive survey of multiagent reinforcement learning. *IEEE Transactions on Systems, Man, and Cybernetics, Part C (Applications and Reviews)*, **38**(2), 156–172.
- [11] Bäçsar, T., & Bayraktar, E. (2008). Risk-sensitive investment management with affine processes. *Mathematics of Operations Research*, **33**(3), 722–740.

- [12] Bertsekas, D. P. (2012). *Dynamic Programming and Optimal Control*. Athena Scientific.
- [13] Buehler, H., Gonon, L., Teichmann, J., & Wood, B. (2019). Deep hedging. *Quantitative Finance*, **19**(8), 1271–1291.
- [14] Boonen, T. J., Dionne, G., & Eeckhoudt, L. (2019). Machine learning for actuarial pricing in complex environments. *Journal of Risk and Insurance*, **86**(3), 727–757.
- [15] Bajari, P., Nekipelov, D., & Chernozhukov, V. (2020). AI econometrics: Tools for trustworthy decision-making. *NBER Working Paper No. 27622*. National Bureau of Economic Research.
- [16] Bailey, R., & Kaplan, R. S. (2020). COVID-19 and the reinsurance industry: Challenges and opportunities. *Harvard Business Review*.
- [17] Bauer, D., Benth, F. E., Kiesel, R., & Wagner, J. (2021). Machine learning in insurance: Applications, challenges, and opportunities. *European Actuarial Journal*, **11**(2), 367–396.
- [18] Berns, A., & Deneffe, D. (2022). AI in insurance: Market realities, opportunities, and trust. *McKinsey Insights*, October 2022.
- [19] Cummins, J. D., & Doherty, N. A. (2001). The economics of insurance intermediaries. *Journal of Risk and Insurance*, **68**(1), 1–27.
- [20] Cummins, J. D., Doherty, N. A., & Lo, A. (2002). Can insurers pay for the "big one"? Measuring capacity of an insurance market to respond to extreme events. *Journal of Banking & Finance*, **26**(2-3), 557–583.
- [21] Cai, J., Tan, K. S., & Weng, C. (2007). Optimal reinsurance under VaR and CVaR risk measures. *Insurance: Mathematics and Economics*, **40**(3), 387–396.
- [22] Cummins, J. D., & Weiss, M. A. (2008). Systemic risk and the U.S. insurance sector. *Journal of Risk and Insurance*, **81**(3), 489–528.
- [23] Cummins, J. D., Weiss, M. A., & Xie, X. (2008). Can insurers pay for the big one? Testing for capacity constraints in insurance markets. *Journal of Risk and Insurance*, **75**(3), 651–678.
- [24] Cao, J., Li, W. K., & Xu, J. (2010). Optimal reinsurance design under Value-at-Risk and Conditional Value-at-Risk. *Insurance: Mathematics and Economics*, **47**(2), 144–153.
- [25] Chow, Y., Tamar, A., Mannor, S., & Pavone, M. (2017). Risk-sensitive and robust decision-making: a CVaR optimization approach. *Advances in Neural Information Processing Systems*, **30**, 1522–1530.
- [26] Chen, X., Wright, R., & He, H. (2019). Learning to bid without knowing your value. *Advances in Neural Information Processing Systems*, **32**.
- [27] Chen, J., Srinivasan, V., & Ma, L. (2021). Deploying reinforcement learning in real-world systems: A survey. *IEEE Transactions on Neural Networks and Learning Systems*, **32**(9), 3866–3887.
- [28] Cummings, J. R., & Kreps, R. (2021). The economics of reinsurance: A review of the academic literature. *Journal of Risk and Insurance*, **88**(4), 1065–1102.

- [29] Cheng, M., Zhou, Z. H., & Li, S. (2021). Explaining deep reinforcement learning models: A survey of methods and applications. *IEEE Transactions on Neural Networks and Learning Systems*, **32**(9), 4015–4033.
- [30] Cai, J., Li, D., & Liu, Y. (2022). Reinsurance intermediation and market frictions. *Journal of Risk and Insurance*, **89**(3), 875–910.
- [31] Cacadac, N., Tian, X., & Lakkaraju, H. (2023). Trading safely with humans-in-the-loop: Designing trustworthy RL agents for high-stakes decision-making. *Proceedings of the 40th International Conference on Machine Learning (ICML)*, **2023**, 2532–2545.
- [32] Capobianco, T., Koppel, A., Chasnov, B., & Ribeiro, A. (2023). Learning to Provide Liquidity in Decentralized Markets via Multi-Agent Reinforcement Learning. *NeurIPS 2023*.
- [33] Dias, M. A. G., & Embrechts, P. (2003). Insurance risk: Modelling and management. *Quantitative Finance*, **3**(4), 333–341.
- [34] Denuit, M., & Trufin, J. (2022). Digital insurance: The promises and pitfalls of automated decision-making. *European Actuarial Journal*, **12**, 75–104.
- [35] Deng, F., & Wu, Y. (2023). AI infrastructure for scalable insurance data platforms. *Proceedings of the IEEE*, **111**(4), 592–604.
- [36] Embrechts, P., Klüppelberg, C., & Mikosch, T. (1997). *Modelling Extremal Events for Insurance and Finance*. Springer-Verlag.
- [37] eReinsure. (2005). *eReinsure Whitepaper: Improving Efficiency and Transparency in Reinsurance Transactions*. eReinsure Inc.
- [38] European Commission. (2014). *Directive 2009/138/EC of the European Parliament and of the Council (Solvency II)*.
- [39] Foerster, J., Assael, Y. M., de Freitas, N., & Whiteson, S. (2016). Learning to communicate with deep multi-agent reinforcement learning. *Advances in Neural Information Processing Systems*, **29**, 2137–2145.
- [40] Foerster, J., Farquhar, G., Afouras, T., Nardelli, N., & Whiteson, S. (2018). Counterfactual multi-agent policy gradients. *Proceedings of the AAAI Conference on Artificial Intelligence*, **32**(1).
- [41] Gigerenzer, G., & Selten, R. (2002). *Bounded Rationality: The Adaptive Toolbox*. MIT Press.
- [42] Grace, M. F., & Klein, R. W. (2004). The reinsurance market: Function and structure. *National Association of Insurance Commissioners White Paper*.
- [43] Galbraith, J. (2021). Accelerated digital transformation in insurance: Navigating post-pandemic change. *Harvard Business Review*. Available at <https://hbr.org>
- [44] Hamilton, J. D. (1989). A new approach to the economic analysis of nonstationary time series and the business cycle. *Econometrica*, **57**(2), 357–384.
- [45] Hardy, M. R. (2001). A regime-switching model of long-term stock returns. *North American Actuarial Journal*, **5**(2), 41–53.

- [46] He, H., & Boyd-Graber, J. (2016). Opponent modeling in deep reinforcement learning. In *Proceedings of the International Conference on Machine Learning (ICML)*, 1804–1813.
- [47] Henderson, P., Islam, R., Bachman, P., Pineau, J., Precup, D., & Meger, D. (2018). Deep reinforcement learning that matters. *Proceedings of the AAAI Conference on Artificial Intelligence*, **32**(1).
- [48] Hartwig, R. P., & Gordon, R. J. (2020). The impact of COVID-19 on the U.S. insurance industry. *Geneva Papers on Risk and Insurance—Issues and Practice*, **45**(4), 690–705.
- [49] Halasz, M., & Smith, L. (2023). Secure AI: Risk mitigation in automated decision systems. *McKinsey & Company Report*. Available at <https://www.mckinsey.com>
- [50] Guy Carpenter. *Hurricane Ian: Reinsurance Market Impacts*. Guy Carpenter & Company, 2022. Available at <https://www.guycarp.com/insights>.
- [51] IOSCO. (2022). The Use of Artificial Intelligence and Machine Learning by Market Intermediaries and Asset Managers. *International Organization of Securities Commissions*. Available at <https://www.iosco.org>
- [52] Jobst, A. A., Ong, L. L., & Schmieder, C. (2014). A framework for macroprudential bank solvency stress testing: Application to S-25 and other G-SIBs. *IMF Working Paper*, WP/14/68.
- [53] Jiang, Z., Xu, D., & Liang, J. (2017). A deep reinforcement learning framework for the financial portfolio management problem. *arXiv preprint arXiv:1706.10059*.
- [54] Jin, Y., Mansour, Y., & Dughmi, S. (2020). Learning to bid in revenue-maximizing auctions. In *Proceedings of the International Conference on Machine Learning (ICML)*, 4805–4814.
- [55] Klemperer, P. (1999). Auction theory: A guide to the literature. *Journal of Economic Surveys*, **13**(3), 227–286.
- [56] Kagel, J. H., & Roth, A. E. (Eds.). (2007). *The Handbook of Experimental Economics*. Princeton University Press.
- [57] Kingma, D. P., & Ba, J. (2014). Adam: A method for stochastic optimization. *arXiv preprint arXiv:1412.6980*.
- [58] Knight, W., & Singh, M. (2022). Reinsurance markets under economic uncertainty. *Journal of Financial Economics*, **146**(2), 357–380.
- [59] Lillicrap, T. P., Hunt, J. J., Pritzel, A., et al. (2015). Continuous control with deep reinforcement learning. *arXiv preprint arXiv:1509.02971*.
- [60] Lowe, R., Wu, Y., Tamar, A., Harb, J., Abbeel, P., & Mordatch, I. (2017). Multi-agent actor-critic for mixed cooperative-competitive environments. *Advances in Neural Information Processing Systems*, **30**.
- [61] Lloyd’s of London. (2020). COVID-19: How it impacted the global reinsurance market. *Lloyd’s Reports*. Available at <https://www.lloyds.com/news-and-insights>
- [62] Lecue, F. (2020). Responsible AI in Financial Services. *World Economic Forum White Paper*. Available at <https://www.weforum.org>

- [63] Li, C., Huang, L., & Xu, Y. (2023). Strategic negotiation using language-based multi-agent reinforcement learning. *International Conference on Learning Representations (ICLR)*.
- [64] Milgrom, P., & Weber, R. J. (1982). A theory of auctions and competitive bidding. *Econometrica*, **50**(5), 1089–1122.
- [65] Miettinen, K. (1999). *Nonlinear Multiobjective Optimization*. Springer.
- [66] Mills, E. (2005). Insurance in a climate of change. *Science*, **309**(5737), 1040–1044.
- [67] Mnih, V., Kavukcuoglu, K., Silver, D., et al. (2015). Human-level control through deep reinforcement learning. *Nature*, **518**(7540), 529–533.
- [68] Morstyn, T., & McCulloch, M. D. (2020). Multi-agent learning of decentralized equilibria in electricity markets. *IEEE Transactions on Power Systems*, **35**(1), 372–384.
- [69] Morozov, K., & Zubarev, A. (2020). Strategic behavior in reinsurance markets. *Journal of Risk and Insurance*, **87**(2), 329–352.
- [70] Nevmyvaka, Y., Feng, Y., & Kearns, M. (2006). Reinforcement learning for optimized trade execution. In *Proceedings of the 23rd International Conference on Machine Learning (ICML)*, 673–680.
- [71] National Association of Insurance Commissioners (NAIC). *Risk-Based Capital Overview*. 2021. Available at: <https://content.naic.org>
- [72] Ng, I. C. L., & Wakenshaw, S. Y. L. (2023). InsurTech and the transformation of insurance. *Journal of Business Research*, **163**, 113902.
- [73] Oliehoek, F. A., & Amato, C. (2016). *A Concise Introduction to Decentralized POMDPs*. Springer.
- [74] OpenAI, Berner, C., Brockman, G., Chan, B., Cheung, V., Debiak, P., ... & Petrov, M. (2020). Emergent tool use from multi-agent interaction. *arXiv preprint arXiv:1909.07528*.
- [75] Pinto, L., Davidson, J., Sukthankar, R., & Gupta, A. (2017). Robust adversarial reinforcement learning. In *Proceedings of the 34th International Conference on Machine Learning (ICML)*, 2817–2826.
- [76] Wang, Z., Liu, F., & Zhang, Y. (2023). Monitoring and governing reinforcement learning in financial services. *AAAI Workshop on AI Assurance*, **2023**.
- [77] Rockafellar, R. T., & Uryasev, S. (2000). Optimization of conditional value-at-risk. *Journal of Risk*, **2**(3), 21–41.
- [78] Bickelhaupt, D. L., & Magee, R. W. (2002). *Reinsurance Principles and Practice*. Malvern Publishing.
- [79] Swiss Re. *Hurricane Katrina: Lessons Learned for the Insurance Industry*. Swiss Re, 2006. Available at <https://www.swissre.com/>.
- [80] Silver, D., Huang, A., Maddison, C. J., et al. (2016). Mastering the game of Go with deep neural networks and tree search. *Nature*, **529**(7587), 484–489.

- [81] Schaul, T., Quan, J., Antonoglou, I., & Silver, D. (2015). Prioritized experience replay. *arXiv preprint arXiv:1511.05952*.
- [82] Schulman, J., Wolski, F., Dhariwal, P., Radford, A., & Klimov, O. (2017). Proximal policy optimization algorithms. *arXiv preprint arXiv:1707.06347*.
- [83] Spooner, T., Savani, R., Koukorinis, A., & Gal, Y. (2018). Market making via reinforcement learning. In *Proceedings of the 17th International Conference on Autonomous Agents and Multi-Agent Systems (AAMAS)*, 434–442.
- [84] Sutton, R. S., & Barto, A. G. (2018). *Reinforcement learning: An introduction* (2nd ed.). MIT Press.
- [85] Tamar, A., Chow, Y., Ghavamzadeh, M., & Mannor, S. (2015). Optimizing the CVaR via gradient descent. *Advances in Neural Information Processing Systems*, **28**.
- [86] Wang, S., Young, V. R., & Panjer, H. H. (2010). Some recent developments in optimal reinsurance policies. *North American Actuarial Journal*, **14**(1), 97–115.
- [87] Wang, L., & Zhuang, S. C. (2018). Optimal reinsurance and investment strategies for insurers under risk constraints. *European Journal of Operational Research*, **271**(1), 301–312.
- [88] National Association of Insurance Commissioners (NAIC). *Wildfires and Insurance*. NAIC Center for Insurance Policy and Research, 2020. Available at <https://content.naic.org/cipr-topics/wildfires>.
- [89] Xu, J., Li, W., Zhou, D., & Li, W. (2020). Pricing cat bonds with deep reinforcement learning: A model-free approach. *Insurance: Mathematics and Economics*, **94**, 140–153.
- [90] Yang, Y., Zhang, R., Liu, M., & Meng, M. Q.-H. (2018). Mean field multi-agent reinforcement learning. *Proceedings of the 35th International Conference on Machine Learning*, **80**, 5571–5580.
- [91] Yang, Y., Luo, R., Li, M., Zhou, M., Zhang, W., & Wang, J. (2020). A survey of learning in multiagent environments: Dealing with non-stationarity. *Autonomous Agents and Multi-Agent Systems*, **34**(1), 9.
- [92] Yang, Y., Luo, R., Li, M., Zhou, M., Zhang, W., & Wang, J. (2020). Agent modeling in multi-agent reinforcement learning: A survey. *Autonomous Agents and Multi-Agent Systems*, **34**(1), 9.
- [93] Yang, Y., & Wang, J. (2020). An overview of multi-agent reinforcement learning from game theoretical perspective. *AI Open*, **1**, 18–35.
- [94] Yu, C., Qu, Z., Guan, T., Chen, W., & Wang, Z. (2021). The surprising effectiveness of PPO in cooperative multi-agent games. *arXiv preprint arXiv:2103.01955*.
- [95] Yang, R., Dughmi, S., Singh, S., & Wellman, M. (2023). Learning bidding strategies in multi-agent combinatorial auctions. In *Proceedings of the International Conference on Learning Representations (ICLR)*.
- [96] Ye, H., Yan, Y., Wu, J., Zheng, K., & Lu, X. (2024). Cooperative Multi-Agent Bidding in Online Advertising Markets. *AAAI 2024*.

- [97] Zhang, K., Yang, Z., & Basar, T. (2021). Multi-agent reinforcement learning: A selective overview of theories and algorithms. *Handbook of Reinforcement Learning and Control*, Springer, 321–384.