

# Pyramid Mixer: Multi-dimensional Multi-period Interest Modeling for Sequential Recommendation

Zhen Gong  
gongzhen.666@bytedance.com  
Bytedance  
Shanghai, China

Zhifang Fan  
fanzhifangfzf@gmail.com  
Bytedance  
Shanghai, China

Hui Lu  
luhui.xx@bytedance.com  
Bytedance  
Hangzhou, China

Qiwei Chen\*  
chenqiwei05@gmail.com  
Bytedance  
Shanghai, China

Chenbin Zhang  
aleczhang13@gmail.com  
Bytedance  
Beijing, China

Lin Guan  
guanlin.13@gmail.com  
Bytedance  
Beijing, China

Yuchao Zheng  
zhengyuchao.yc@bytedance.com  
Bytedance  
Hangzhou, China

Feng Zhang  
feng.zhang@bytedance.com  
Bytedance  
Shanghai, China

Xiao Yang  
wuqi.shaw@bytedance.com  
Bytedance  
Beijing, China

Zuotao Liu  
michael.liu@bytedance.com  
Bytedance  
Singapore, Singapore

## Abstract

Sequential recommendation, a critical task in recommendation systems, predicts the next user action based on the understanding of the user's historical behaviors. Conventional studies mainly focus on cross-behavior modeling with self-attention based methods while neglecting comprehensive user interest modeling for more dimensions. In this study, we propose a novel sequential recommendation model, Pyramid Mixer, which leverages the MLP-Mixer architecture to achieve efficient and complete modeling of user interests. Our method learns comprehensive user interests via cross-behavior and cross-feature user sequence modeling. The mixer layers are stacked in a pyramid way for cross-period user temporal interest learning. Through extensive offline and online experiments, we demonstrate the effectiveness and efficiency of our method, and we obtain a +0.106% improvement in user stay duration and a +0.0113% increase in user active days in the online A/B test. The Pyramid Mixer has been successfully deployed on the industrial platform, demonstrating its scalability and impact in real-world applications.

## CCS Concepts

• Information systems → Recommender systems.

\*Qiwei Chen is the corresponding author.

Permission to make digital or hard copies of all or part of this work for personal or classroom use is granted without fee provided that copies are not made or distributed for profit or commercial advantage and that copies bear this notice and the full citation on the first page. Copyrights for components of this work owned by others than the author(s) must be honored. Abstracting with credit is permitted. To copy otherwise, or republish, to post on servers or to redistribute to lists, requires prior specific permission and/or a fee. Request permissions from [permissions@acm.org](mailto:permissions@acm.org).  
SIGIR '25, Padua, Italy

© 2025 Copyright held by the owner/author(s). Publication rights licensed to ACM.  
ACM ISBN 979-8-4007-1592-1/2025/07  
<https://doi.org/10.1145/3726302.3731968>

## Keywords

Short-Video Recommendation, Sequential Recommendation

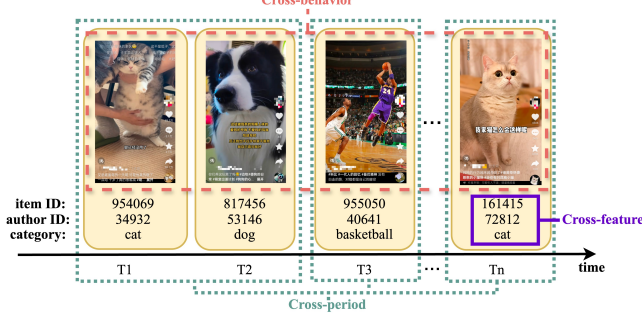
### ACM Reference Format:

Zhen Gong, Zhifang Fan, Hui Lu, Qiwei Chen\*, Chenbin Zhang, Lin Guan, Yuchao Zheng, Feng Zhang, Xiao Yang, and Zuotao Liu. 2025. Pyramid Mixer: Multi-dimensional Multi-period Interest Modeling for Sequential Recommendation. In *Proceedings of the 48th International ACM SIGIR Conference on Research and Development in Information Retrieval (SIGIR '25)*, July 13–18, 2025, Padua, Italy. ACM, New York, NY, USA, 5 pages. <https://doi.org/10.1145/3726302.3731968>

## 1 Introduction

Recommendation systems have been widely deployed in online platforms for user interest modeling. User browsing and interaction behaviors provide dynamic and rich information of user preferences. User behavior sequences also record annual, seasonal, and daily user interests. Modeling historical user behaviors and item features within and between periods is essential for these systems to accurately understand and predict personalized user interests.

Most existing studies focus on capturing the hidden interests in sequences via self-attention mechanism [1, 5, 15]. They mainly focus on modeling the relationship between behaviors while neglecting the feature crossing of IDs and side information of each behavior. These self-attention based methods largely lack a comprehensive cross-behavior and cross-feature mixing of user interests. Given that the computation complexity of self-attention is  $O(n^2)$ , these methods are hard to be applied in large industrial scenarios under strict computational constraints. However, the all-MLP architecture, such as MLP-Mixer [13] and ResMLP [14], may be a key to the problem. The all-MLP architecture demonstrates competitive performance and attracts the attention of both industry and



**Figure 1: Cross-behavior, feature and period modeling.**

academia due to its efficiency and simplicity. As for recommendation systems, there are also studies about recommendation models with pure MLPs [6, 7, 19]. MLP-Mixer related studies are notable and inspiring given their architectural simplicity and linear computational complexity. Besides, many research works employ the pyramid or multi-scale feature fusion scheme to achieve multiple receptive fields. These pyramid multi-scale fusion methods have the potential to model user temporal interests at different time cycles.

In this paper, we propose the Pyramid Mixer model for comprehensive cross-behavior and cross-feature fusion of user behaviors. Pyramid Mixer leverages mixers to capture intricate correlations among user behaviors and item features in a parallel way. These mixers are hierarchically organized in a pyramid structure to effectively explore user interests across multiple scales. Furthermore, we integrate low-rank decomposition to enhance the computational efficiency of the Pyramid Mixer.

The main contributions of our work are summarized as follows:

- We propose a simple MLP architecture with cross-behavior and cross-feature MLP mixers to capture comprehensive user interests among various behaviors and features of user behavior sequences.
- To enable our recommendation system to perceive multi-scale/period user preferences, the representations of mixers are hierarchically scaled from short-term to long-term interests in a pyramid user interest modeling scheme.
- Through online and offline experiments, we demonstrate the effectiveness of our model. We obtain a +0.106% improvement in user stay duration and a +0.0113% improvement on user active days. And the offline experiments also show it also achieves competitive performance.

## 2 Related Work

**Sequential Recommendation.** Sequential recommendation models aim to predict the next item that users are likely to interact with based on their historical behaviors. SASRec [5] leverages self-attention mechanisms to effectively capture user behavior patterns. GRU4Rec [4] utilizes Gated Recurrent Units (GRUs) to model user behavior dynamics and uncover complex temporal dependencies.

**All-MLP Architectures.** MLP-Mixer [13] proposes a model that uses MLP in place of traditional attention-based methods to ensure efficiency. As for the recommendation research field, FMLP-Rec [19] is an all-MLP model with learnable filters to attenuate the noise information and maintain lower time complexity. MLP4Rec [7] develops a tri-directional fusion scheme to coherently capture sequential, cross-channel, and cross-feature correlations, but its cascading structure leads to low efficiency.

## 3 Pyramid Mixer

Figure 2 illustrates the architecture of the proposed Pyramid Mixer model. The model adopts a pyramid-like structure, composed of mixer layers processing user sequence embedding at multiple scales. Within each mixer layer, cross-behavior and cross-feature mixer modules are employed to integrate user behaviors and item features, respectively. An adaptive fusion module is then utilized to seamlessly combine the outputs of these two mixer modules. The dynamic interest period scaling module further compresses the user behavior sequence into representations of varying scales. By stacking mixer layers hierarchically, the pyramid network constructs both short-period and long-period user interest feature maps, which are ultimately leveraged for prediction.

**Mixer Layers.** There are cross-behavior and cross-feature mixers in the mixer layer:

- **Cross-behavior Mixer Module:** User sequences are directly input to the cross-behavior mixer to obtain user behavior representations and user interests with the feature interaction of different items in the same sequence.
- **Cross-feature Mixer Module:** The cross-feature mixer outputs a comprehensive representation of each behavior. User sequences are first transposed and then fed to the mixer. The cross-feature mixer can mix features of each behavior, such as item ID, user actions (e.g., playtime and likes), and other side information (e.g., author ID and categories of the video).

Both cross-behavior and cross-feature mixer modules are implemented with pure MLPs. Each module has two fully connected layers and an activation function. And it could be formulated as:

$$Y_i = X_i + W_2 \sigma(W_1 \text{LayerNorm}(X_i)), i \in \{1, 2, \dots, N_u\} \quad (1)$$

where  $X$  is the inputted sequence embedding,  $Y$  is the output of the mixer module,  $\sigma$  is the activation function (Swish [9] or GELU [3]), and  $W_1$  as well as  $W_2$  are weight matrices.

Since the over-parameterization problem is common in sequential recommendation tasks [1], we apply a low-rank decomposition trick to weight matrices in order to reduce the computational cost and make our mixer layer more resilient to the over-parameterization problem. Specifically, the user behavior sequences are projected to a small number of latent interests with the first weight matrix  $W_1$ . After being compressed to lower dimensions, the latent interests are then recovered to the original sequence length for residual connections. These weight matrices are formulated as  $W_1 \in \mathbb{R}^{D \times D'}$  and  $W_2 \in \mathbb{R}^{D' \times D}$ . The two hidden layer widths are unequal, and their relationship is  $D' < D$ . Decreasing the output width of  $W_1$  and input width of  $W_2$  involves fewer parameters and reduces computational overhead.

We use an adaptive fusion module to combine the output of cross-behavior and cross-feature mixer modules. The adaptive fusion module generates a personalized weight  $\alpha$  to adjust the trade-off between cross-behavior and cross-feature representations. The adaptive fusion module is a self-gate network implemented with a linear layer, and its input is the user behavior sequence.

$$\begin{aligned} \alpha_i &= \Sigma(\text{Linear}(X_i)), \\ Z_i &= \alpha_i Y_i^{\text{behavior}} + (1 - \alpha_i) Y_i^{\text{feature}}, \end{aligned} \quad (2)$$

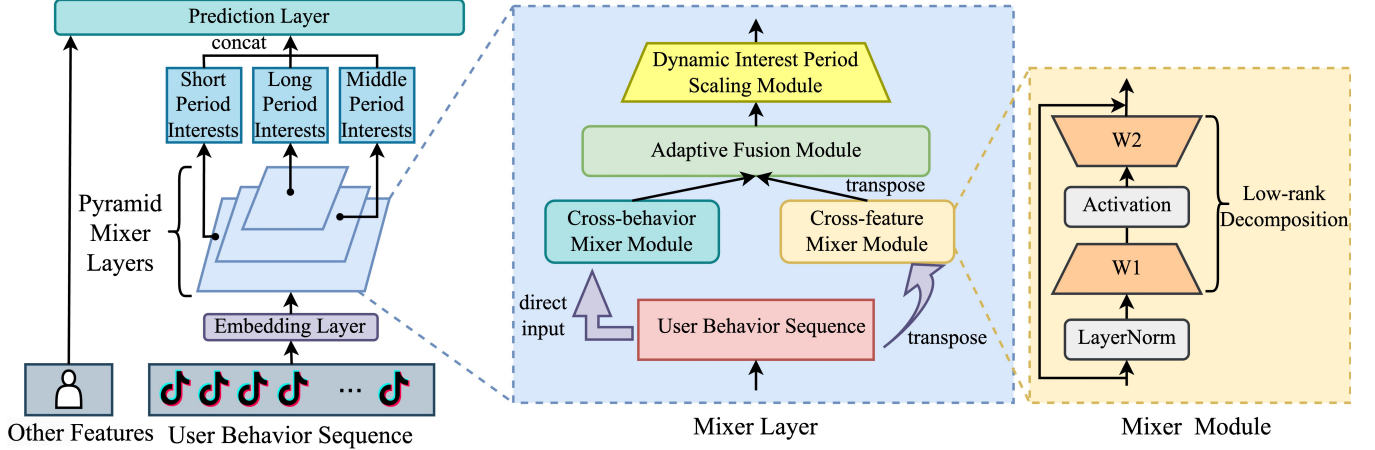


Figure 2: The architecture of Pyramid Mixer model.

where  $\alpha_i$  is the fusion weight,  $\Sigma$  is a Sigmoid function,  $Z_i$  is the output of adaptive fusion module,  $y_i^{behavior}$  is the output of cross-behavior mixer module and  $y_i^{feature}$  is the output of cross-feature mixer module.

Lastly, the dynamic interest period scaling module maps the sequence embedding to different scales for cross-period modeling.

**Pyramid Multi-Scale Cross-period Modeling.** The Pyramid Mixer model is built as a hierarchical pyramid encoder to discover temporal correlations across different sequence scales and capture multi-periodic user interactions both within and across distinct periods. The user behavior sequence is compressed to different scales with the dynamic interest period scaling module in each mixer layer. The dynamic interest period scaling module is implemented with convolution layers to learn patterns over different periods of user sequence and identify local dependencies between adjacent user behaviors. The output is calculated as  $O_i = CNN(Z_i)$ , where  $O_i \in R^{L',D}$  is the output of the dynamic interest period scaling module,  $Z_i \in R^{L,D}$  is user sequence embedding processed by the adaptive fusion module, and  $L'$  as well as  $L$  follow  $L' < L$  inequality. The bottom mixer layer maintains more details of user behaviors, while the top one mines long-term interests. Multi-scale user behavior sequence embedding extracts both low-level detailed user interests and high-level long-term representations. These cross-period user interests are then fed to the prediction layer.

## 4 Experiments

To show the effectiveness of Pyramid Mixer and reveal reasons, we conduct experiments and seek answers to the following key research questions:

- **RQ1:** Can our proposed method outperform state-of-the-art baselines in sequential recommendation task?
- **RQ2:** What are the effects of key components of Pyramid Mixer?
- **RQ3:** How does Pyramid Mixer perform in the online recommendation system?

### 4.1 Experimental Settings

**Datasets.** We take **MovieLens-100k** [2] and **MovieLens-1M** as our datasets. MovieLens is a widely used movie rating dataset in recommender systems. We also use the "Beauty" category of

Amazon online reviews [8] in our experiments. We follow the data preprocessing method in previous studies [7, 17]. Besides, we also conduct experiments on our large-scale industrial datasets.

**Baselines.** We compare our method with the following baselines in the sequential recommendation research field. PopRec recommends the most popular items. BPR [10] and FPMC [11] are classic sequential recommendation baselines. GRU4Rec [4], BERT4Rec [12], and SASRec [5] are also fundamental studies for the sequential recommendation task. MLP-Mixer [13] propose an all-MLP architecture. FMLP-Rec [19] and MLP4Rec [7] use all-MLP architecture for sequential recommendation purposes.

**Offline Evaluation.** We use Hit Ratio (HR), Normalized Discounted Cumulative Gain (NDCG), and Mean Reciprocal Rank (MRR) as metrics on public datasets. For the industrial offline ablation study, we take AUC and UAUC [18] as our evaluation metrics of ranking performance, and we use calculation FLOPs and parameter amounts as model efficiency evaluation metrics.

**Online Evaluation.** Since calculating Daily Active Users (DAU) directly in A/B tests is challenging, we adopt Active Days and Active Hours, defined as the number of days and hours a user is active over recent months, as surrogate metrics to evaluate improvements in user experience [16]. Additionally, we measure user engagement through time-based indicators, including Stay Duration (the average time a user spends in the app) and Playtime (the time spent watching videos). To assess user interactions, we incorporate a range of metrics, including Publish, Play, Finish, Like, Dislike, Comment, Share, and Follow.

### 4.2 Overall Performance (RQ1)

We compare our proposed method Pyramid Mixer with the state-of-the-art baselines on three public datasets, and the results are shown in Table 1. We can observe that Pyramid Mixer outperforms these baseline models on all of these three datasets. On larger datasets such as Beauty, our model performs even better and demonstrates strong scalability.

### 4.3 Ablation Study (RQ2)

The Pyramid Mixer model proposes three different user interest crossing modules to mine user preferences comprehensively and

**Table 1: Offline Overall Performance Comparison Results.**

Method	MovieLens-100K			MovieLens-1M			Beauty		
Metrics	MRR@10	NDCG@10	HR@10	MRR@10	NDCG@10	HR@10	MRR@10	NDCG@10	HR@10
PopRec	0.1496	0.0783	0.4044	0.3904	0.4547	0.6599	0.0305	0.0443	0.0954
BPR	0.1479	0.1905	0.3474	0.3684	0.4425	0.6781	0.1310	0.1725	0.3055
FPMC	0.1220	0.1813	0.3810	0.3413	0.4165	0.6568	0.1431	0.1838	0.3165
GRU4Rec	0.1860	0.2550	0.4758	0.4015	0.4658	0.6709	0.1632	0.2050	0.3417
SASRec	0.1901	0.2612	0.4920	0.4100	0.4720	0.6697	0.2009	0.2447	0.3874
BERT4Rec	0.1819	0.2568	0.5061	0.3938	0.4572	0.6593	0.1313	0.1738	0.3135
FMLP	0.1809	0.2574	0.5070	0.3932	0.4570	0.6606	0.1449	0.1891	0.3336
MLP-Mixer	0.1987	0.2671	0.4920	0.4110	0.4770	0.6871	0.2089	0.2556	0.4065
MLP4Rec	0.2027	0.2747	0.5118	0.4312	0.4938	0.6919	0.2139	0.2654	0.4326
Pyramid Mixer	0.2043	0.2768	0.5197	0.4432	0.4968	0.6993	0.2293	0.2668	0.4412

**Table 2: Ablation of Low-rank Decomposition.**

Method	AUC	FLOPs	Parameters
Pyramid Mixer w/o Low rank	+0.10%	+18.0%	+5.6%
Pyramid Mixer	+0.10%	<b>+9.6%</b>	<b>+4.6%</b>

also utilizes a low-rank decomposition trick for efficiency improvement. In this section, we conduct experiments on our industry dataset to validate the effectiveness of each sub-module proposed in the Pyramid Mixer model.

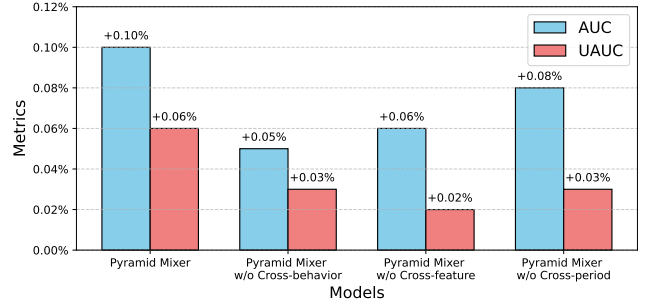
In Figure 3, we compare the performance of the Pyramid Mixer without cross-behavior, without cross-feature, without cross-period, and the complete model. We only keep the Cross-behavior Mixer Module or Cross-feature Mixer Module and remove the other one to examine the performance of the Pyramid Mixer without cross-behavior and Pyramid Mixer without cross-feature. And Pyramid Mixer without cross-period removes multi-layer stacking to disable the cross-period modeling ability. The complete model leads to +0.1% Finish AUC incremental, which is regarded as significant for the ranking model of the Douyin app. After removing cross-behavior, cross-feature, or cross-period modules, the AUC improvement bears some loss. The Finish AUC and UAUC results demonstrate that every crossing method helps Pyramid Mixer understand user interests better.

Table 2 shows that low-rank decomposition improves efficiency and maintains effectiveness. Low-rank decomposition leads to the same AUC results indicating that it does not undermine the overall performance of the model. However, the low-rank decomposition trick significantly improves the training efficiency by halving the model FLOPs incremental and reducing parameters to be added.

#### 4.4 Online Experiments (RQ3)

To evaluate the performance of the proposed method in a real-world recommendation system, we integrated it into our ranking model to serve our largest recommendation scenario and conducted an online A/B test.

The core-metric results, presented in Table 3, reveal significant improvements in user active days, active hours, stay duration, and playtime, indicating that our model effectively improves user experience and then encourages users to spend more time on the app.

**Figure 3: Ablation of User Sequence Crossing Modules.****Table 3: Online Experiment Core-Metric Results.**

Metric	Active Days	Active Hours	Stay Duration	Playtime
A/B result	+0.0403%	+0.0476%	+0.0853%	+0.1106%

**Table 4: Online Experiment Interaction Results.**

Metric	Publish	Play	Finish	Like
A/B result	+0.093%	+0.0538%	+0.1801%	+0.1761%
Metric	Dislike	Comment	Share	Follow
A/B result	-0.0145%	+0.2074%	+0.2284%	+0.4876%

Additionally, the user interaction metrics summarized in Table 4 demonstrate that the proposed model enhances user engagement within the community.

## 5 Conclusion

In this paper, we introduce the Pyramid Mixer model for sequential recommendation tasks. With a multi-dimensional mixer network, the proposed model effectively captures comprehensive cross-behavior and cross-feature user interests. Additionally, the hierarchical stacking of mixer layers in a pyramid structure facilitates the exploration of cross-period user preferences. Extensive offline and online experiments conducted on the industrial platform further validate the effectiveness and efficiency of the Pyramid Mixer model.

## References

- [1] Xinyan Fan, Zheng Liu, Jianxun Lian, Wayne Xin Zhao, Xing Xie, and Ji-Rong Wen. 2021. Lighter and better: low-rank decomposed self-attention networks for next-item recommendation. In *Proceedings of the 44th international ACM SIGIR conference on research and development in information retrieval*. 1733–1737.
- [2] F Maxwell Harper and Joseph A Konstan. 2015. The movielens datasets: History and context. *Acm transactions on interactive intelligent systems (tiis)* 5, 4 (2015), 1–19.
- [3] Dan Hendrycks and Kevin Gimpel. 2016. Gaussian error linear units (gelus). *arXiv preprint arXiv:1606.08415* (2016).
- [4] B Hidasi. 2015. Session-based Recommendations with Recurrent Neural Networks. *arXiv preprint arXiv:1511.06939* (2015).
- [5] Wang-Cheng Kang and Julian McAuley. 2018. Self-attentive sequential recommendation. In *2018 IEEE international conference on data mining (ICDM)*. IEEE, 197–206.
- [6] Hojoon Lee, Dongyoon Hwang, Sunghwan Hong, Changyeon Kim, Seungryong Kim, and Jaegul Choo. 2021. Moi-mixer: Improving mlp-mixer with multi order interactions in sequential recommendation. *arXiv preprint arXiv:2108.07505* (2021).
- [7] Muyang Li, Xiangyu Zhao, Chuan Lyu, Minghao Zhao, Runze Wu, and Ruocheng Guo. 2022. MLP4Rec: A pure MLP architecture for sequential recommendations. *arXiv preprint arXiv:2204.11510* (2022).
- [8] Julian McAuley, Christopher Targett, Qinfeng Shi, and Anton Van Den Hengel. 2015. Image-based recommendations on styles and substitutes. In *Proceedings of the 38th international ACM SIGIR conference on research and development in information retrieval*. 43–52.
- [9] Prajit Ramachandran, Barret Zoph, and Quoc V Le. 2017. Searching for activation functions. *arXiv preprint arXiv:1710.05941* (2017).
- [10] Steffen Rendle, Christoph Freudenthaler, Zeno Gantner, and Lars Schmidt-Thieme. 2012. BPR: Bayesian personalized ranking from implicit feedback. *arXiv preprint arXiv:1205.2618* (2012).
- [11] Steffen Rendle, Christoph Freudenthaler, and Lars Schmidt-Thieme. 2010. Factorizing personalized markov chains for next-basket recommendation. In *Proceedings of the 19th international conference on World wide web*. 811–820.
- [12] Fei Sun, Jun Liu, Jian Wu, Changhua Pei, Xiao Lin, Wenwu Ou, and Peng Jiang. 2019. BERT4Rec: Sequential recommendation with bidirectional encoder representations from transformer. In *Proceedings of the 28th ACM international conference on information and knowledge management*. 1441–1450.
- [13] Ilya O Tolstikhin, Neil Houlsby, Alexander Kolesnikov, Lucas Beyer, Xiaohua Zhai, Thomas Unterthiner, Jessica Yung, Andreas Steiner, Daniel Keysers, Jakob Uszkoreit, et al. 2021. Mlp-mixer: An all-mlp architecture for vision. *Advances in neural information processing systems* 34 (2021), 24261–24272.
- [14] Hugo Touvron, Piotr Bojanowski, Mathilde Caron, Matthieu Cord, Alaaeldin El-Nouby, Edouard Grave, Gautier Izacard, Armand Joulin, Gabriel Synnaeve, Jakob Verbeek, et al. 2022. Resmlp: Feedforward networks for image classification with data-efficient training. *IEEE transactions on pattern analysis and machine intelligence* 45, 4 (2022), 5314–5321.
- [15] Chuhan Wu, Fangzhao Wu, Suyu Ge, Tao Qi, Yongfeng Huang, and Xing Xie. 2019. Neural news recommendation with multi-head self-attention. In *Proceedings of the 2019 conference on empirical methods in natural language processing and the 9th international joint conference on natural language processing (EMNLP-IJCNLP)*. 6389–6394.
- [16] Jing Yan, Liu Jiang, Jianfei Cui, Zhichen Zhao, Xingyan Bin, Feng Zhang, and Zuotao Liu. 2024. Trinity: Syncretizing Multi-/Long-Tail/Long-Term Interests All in One. In *Proceedings of the 30th ACM SIGKDD Conference on Knowledge Discovery and Data Mining*. 6095–6104.
- [17] Wayne Xin Zhao, Shanlei Mu, Yupeng Hou, Zihan Lin, Yushuo Chen, Xingyu Pan, Kaiyuan Li, Yujie Lu, Hui Wang, Changxin Tian, et al. 2021. Recbole: Towards a unified, comprehensive and efficient framework for recommendation algorithms. In *proceedings of the 30th acm international conference on information & knowledge management*. 4653–4664.
- [18] Guorui Zhou, Xiaoqiang Zhu, Chenru Song, Ying Fan, Han Zhu, Xiao Ma, Yanghui Yan, Junqi Jin, Han Li, and Kun Gai. 2018. Deep interest network for click-through rate prediction. In *Proceedings of the 24th ACM SIGKDD international conference on knowledge discovery & data mining*. 1059–1068.
- [19] Kun Zhou, Hui Yu, Wayne Xin Zhao, and Ji-Rong Wen. 2022. Filter-enhanced MLP is all you need for sequential recommendation. In *Proceedings of the ACM web conference 2022*. 2388–2399.