

# DC-TTA: Divide-and-Conquer Framework for Test-Time Adaptation of Interactive Segmentation

Jihun Kim\*  
KAIST  
jihun1998@kaist.ac.kr

Hoyong Kwon\*  
KAIST  
kwonhoyong3@kaist.ac.kr

Hyeokjun Kwon\*  
Chung-Ang University  
hyeokjunkwon@cau.ac.kr

Wooseong Jeong  
KAIST  
stk14570@kaist.ac.kr

Kuk-Jin Yoon  
KAIST  
kgyoon@kaist.ac.kr

## Abstract

Interactive segmentation (IS) allows users to iteratively refine object boundaries with minimal cues, such as positive and negative clicks. While the Segment Anything Model (SAM) has garnered attention in the IS community for its promptable segmentation capabilities, it often struggles in specialized domains or when handling complex scenarios (e.g., camouflaged or multi-part objects). To overcome these challenges, we propose **DC-TTA**, a novel test-time adaptation (TTA) framework that adapts SAM on a per-sample basis by leveraging user interactions as supervision. Instead of forcing a single model to incorporate all user clicks at once, **DC-TTA** partitions the clicks into more coherent subsets, each processed independently via TTA with a separated model. This **Divide-and-Conquer** strategy reduces conflicts among diverse cues and enables more localized updates. Finally, we merge the adapted models to form a unified predictor that integrates the specialized knowledge from each subset. Experimental results across various benchmarks demonstrate that **DC-TTA** significantly outperforms SAM’s zero-shot results and conventional TTA methods, effectively handling complex tasks such as camouflaged object segmentation with fewer interactions and improved accuracy. The code will be available soon.

## 1. Introduction

Interactive segmentation (IS) has emerged as a powerful approach for delineating objects in images with minimal user effort. Unlike fully automated methods, IS allows users to iteratively refine segmentation by providing positive or negative clicks, guiding the model toward better results.

Meanwhile, Segment Anything Model (SAM) [19] recently has shown remarkable zero-shot segmentation capa-

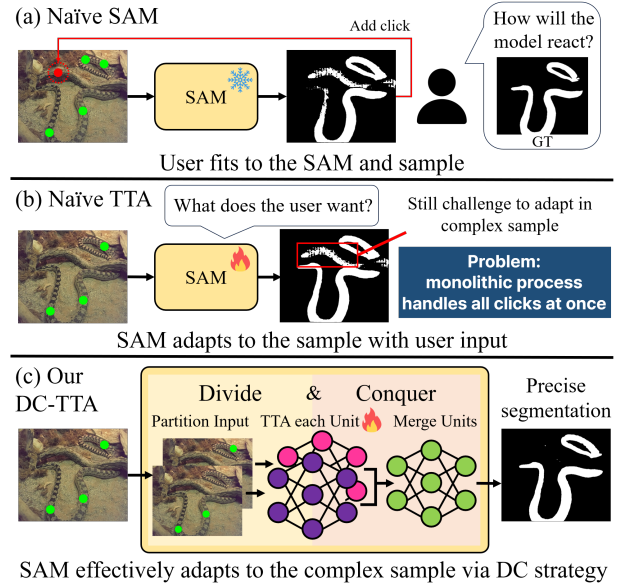


Figure 1. Motivation of Our DC-TTA. (a) Naïve SAM struggles with complex cases. (b) Standard TTA for SAM fails to fully leverage user clicks, as it processes all clicks at once in a monolithic manner. (c) Our DC-TTA adopts a Divide-and-Conquer strategy, effectively handling clicks by updating specialized units for coherent click sets before merging them into a unified segmentation.

bility. Given that SAM is inherently designed to take advantage of user-provided prompts, there has been a growing interest in exploiting SAM’s capabilities for IS applications [4, 15, 41, 59]. However, while SAM performs well in straightforward cases, its effectiveness diminishes when dealing with complex structures (e.g., camouflaged or multi-part) as in Fig. 1a. In these challenging scenarios, often the important use cases of IS, the zero-shot performance falls short, necessitating a more adaptive approach.

One such approach is Test-Time Adaptation (TTA),

which refines model parameters at inference time leveraging user inputs. For example, as in Fig. 1b, we update the model by using the new mask, obtained from incorporating the new click, as a pseudo ground truth (GT) for the previous mask without that click. While we observe that this naive TTA method enhances performance to some extent, it still struggles to effectively integrate the diverse information provided by sequential user clicks.

From our perspective, a key challenge in the naive TTA for SAM within the context of IS is the monolithic process, which attempts to update a single model to integrate and adapt to all user clicks at once. While the set of all clicks collectively defines the correct segmentation mask, each click introduces distinct—and sometimes even conflicting—information that can be difficult for a pre-trained SAM to incorporate simultaneously. As a result, this all-clicks-at-once approach can capture some global context, but it remains suboptimal when handling the complicated details inherent in IS, where precise updates are required.

To address this challenge, we propose **DC-TTA**, a novel TTA framework that enhances SAM for IS based on the *Divide-and-Conquer* (DC) strategy. As shown in Fig. 1c, rather than updating a single model with all user clicks simultaneously, our method partitions the click set into multiple, localized segmentation units (**Divide**). Each unit is responsible for a coherent subset of clicks, and the newly received click is assigned to an existing unit or a newly created unit, depending on the overlap with the corresponding mask. In addition, we retain a global unit that aggregates all clicks, similar to naive TTA, ensuring that the overall context is preserved and no critical information is overlooked.

Each of these segmentation units has its own model, which is updated independently through TTA, focusing on adapting to the specific clicks associated with that unit (**Conquer**). Specifically, when a new click is assigned to a unit, the unit uses it to infer an updated segmentation mask and refine its model. While this process mirrors naive TTA, it is performed within each unit separately, adapting the unit’s model only to the assigned subset of clicks. This approach enables more focused updates to the unit-specific model, ensuring robust adaptation to the relevant user input, while avoiding conflicts from other clicks.

Finally, to integrate the diverse adaptations from different units, we employ a model merging strategy [16] via task vectors. By combining the localized adaptations of each unit with the broader global context provided by the global unit, the merged model benefits from both detailed, region-specific refinements and the overall context.

We conduct extensive evaluations on eight IS benchmarks, including challenging scenarios such as camouflaged object segmentation. The results demonstrate that DC-TTA consistently outperforms all existing methods with substantial margins, including SAM’s zero-shot inference

and combinations of SAM and TTA approaches. Additionally, thorough ablation studies show that the DC strategy achieves substantial performance improvements even without the TTA process, highlighting the key advantages of our approach. Furthermore, we verify that DC-TTA enhances performance not only when applied to SAM but also to conventional IS methods. This underscores the broad and adaptable potential of DC-TTA for the field of IS.

## 2. Related Works

### 2.1. Interactive Segmentation (IS)

Interactive segmentation (IS) aims to achieve high-quality object segmentation with minimal user interaction. Before the advent of deep learning, early IS methods [1, 12, 13, 40] relied on optimization-based models. With the advancement of deep learning, various approaches [11, 17, 20, 24, 26, 28, 30, 43, 44] have been proposed to improve IS performance by integrating user inputs and prior segmentation masks for iterative refinement. FocalClick [3], FCFI [54], and CFR-ICL [45] introduce specialized modules to improve local segmentation quality, while MFP [22] extends this idea by incorporating probability maps to improve accuracy. GPCIS [62] leverages Gaussian processes for efficient and robust performance, whereas CPlot [29] applies optimal transport theory to better capture diverse user intentions. Besides, GraCo [61] and SegNext [32] incorporate granularity control and diverse prompts, respectively, to enhance adaptability. More recently, Segment Anything Model (SAM) [19] has significantly advanced IS by enabling high generalizability across various domains. To further enhance IS performance with the capabilities of SAM, several studies [4, 15, 59] have been proposed.

### 2.2. Test-Time Adaptation (TTA)

Test-Time Adaptation (TTA) [2, 5, 10, 25, 36, 38, 47–49, 51–53, 60] is the process of adapting a pre-trained model to a target test domain—typically comprising a limited set of test data—in an unsupervised manner, without access to source domain data. Various online optimization strategies have been explored in TTA research, including entropy minimization [10, 25, 36, 49], pseudo-labeling [10, 25, 47, 53], and contrastive learning [2]. In the IS domain, several studies [20, 23] have adopted TTA techniques to further enhance segmentation performance in the target domain by leveraging user clicks as supervision. In recent studies, AdaptSAM [41] introduces a framework that incorporates result masks as pseudo-labels, enabling more effective adaptation of the segmentation model during test time. However, they mainly have focused on adapting the model during monolithic process of IS, unlike our novel DC strategy that allows specialized adaptation on coherent information and merging them into unified segmentation.

### 2.3. Model Merging

Model merging [58] combines parameters from multiple fine-tuned models into a unified network without requiring access to the original training data. This approach is particularly useful when fine-tuning large models is computationally prohibitive. Model merging techniques can be categorized into *Pre-Merging* and *During Merging*. Pre-Merging methods [16, 18, 33, 37, 46] refine models beforehand to improve parameter compatibility, while During Merging methods [6, 55, 56] focus on the merging process itself. A key approach in this domain is task arithmetic [16], which utilizes task vectors—defined as the difference between the parameters of a fine-tuned model and its pre-trained counterpart—to manipulate model behavior and achieve desired outcomes. Ties-Merging [57] addresses parameter conflicts through a trim, elect-sign, and merge strategy.

### 3. Methods

This paper proposes DC-TTA, a novel Divide-and-Conquer TTA framework for adapting SAM to IS task. Before describing our DC-TTA, we first introduce how SAM can be incorporated into the IS process (Sec. 3.1), and describe a naive TTA approach for adapting it (Sec. 3.2). These will serve as the foundation upon which we build our divide-and-conquer strategy (Sec. 3.3 and Sec. 3.4).

#### 3.1. Interactive Segmentation with SAM

IS aims to iteratively refine an object’s mask through minimal user input. In our baseline, we leverage SAM as the segmentation engine. Given an input image  $I \in \mathbb{R}^{H \times W \times 3}$  and a sequence of user clicks  $\{c_t\}$ , SAM produces a segmentation mask. Here, each click  $c_t = (x_t, y_t, s_t)$  provided by user at the  $t$ -th iteration of the IS process consists of spatial coordinates  $(x_t, y_t)$  and  $s_t \in \{0, 1\}$  indicating a positive (1, foreground) or negative (0, background) cue.

To condition SAM for segmentation, we define the input prompt at iteration  $t$  as  $(C_{1:t}, M_{t-1})$ , where  $C_{1:t} = \{c_1, c_2, \dots, c_t\}$  is the set of clicks accumulated up to iteration  $t$  and  $M_{t-1} \in \{0, 1\}^{H \times W}$  is the segmentation mask from the previous iteration. Hence, the inference of SAM is

$$M_t = \text{SAM}(I; C_{1:t}, M_{t-1}; \theta_0), \quad (1)$$

where  $M_t$  is the predicted mask at iteration  $t$  and  $\theta_0$  denotes the pre-trained parameters of SAM. For  $t = 1$ , we initialize the input prompt for SAM as  $(\{c_1\})$  without any mask, unless the user provides an initial guess.

#### 3.2. Naive Test-Time Adaptation (TTA) Approach

Although SAM is trained on large-scale datasets (SA-1B) [19] and shows strong zero-shot performance, its segmentation quality often degrades in specialized domains, such as cases involving camouflaged objects. To address

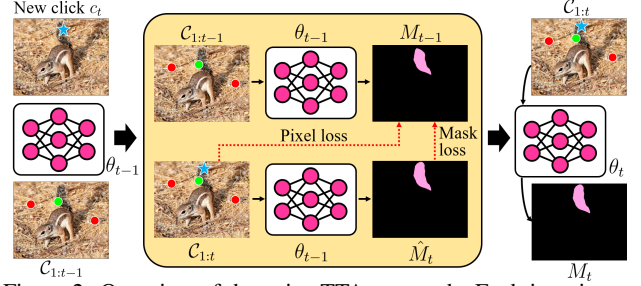


Figure 2. Overview of the naive TTA approach. Each iteration, a new user click  $c_t$  is additionally used with previous clicks  $C_{1:t-1}$  to generate an updated mask  $\hat{M}_t$ . This supervises the previous mask  $M_{t-1}$  via a mask-level loss, while a pixel-level loss enforces correctness at the clicked location. The model parameters are then updated once via gradient descent to produce the final mask  $M_t$ .

this, we propose DC-TTA, a novel TTA framework based on Divide-and-Conquer strategy, which aims to refine SAM per test sample. Before describing our framework, we first explain a straightforward TTA approach for adjusting SAM to the IS process by incorporating user clicks, as in Fig. 2.

The new click  $c_t$  provided at iteration  $t$  introduces novel information not present in the previous prediction  $M_{t-1}$ . Therefore, the mask of current iteration  $\hat{M}_t = \text{SAM}(I; C_{1:t}, M_{t-1}; \theta_{t-1})$ , which is inferred incorporating the new click  $c_t$ , can serve as a refined estimate of the segmentation, with respect to the previous mask  $M_{t-1}$ . Here,  $\theta_{t-1}$  denotes the parameters of SAM at the previous iteration  $t - 1$ , before the adaptation at iteration  $t$ . Hence,  $\hat{M}_t$  is an intermediate output for the  $t$ -th iterations’ TTA process, and we use the  $\hat{\cdot}$  notation on  $\hat{M}_t$  to represent this. We visualize each inference process in the TTA block of Fig. 2.

To adjust the model parameters so that the previous prediction  $M_{t-1} = \text{SAM}(I; C_{1:t-1}, M_{t-2}; \theta_{t-1})$  becomes more aligned with the information provided by the new click  $c_t$  (and  $\hat{M}_t$ ), we define a mask loss term as the binary cross-entropy loss ( $l_{\text{BCE}}$ ) between  $M_{t-1}$  and  $\hat{M}_t$ . In addition, we incorporate a pixel loss at the exact clicked pixel, ensuring that the predicted mask aligns with the user’s explicit foreground/background label and thereby reinforcing reliable, high-confidence supervision. The pixel loss is

$$\mathcal{L}_{\text{pixel}}(M_{t-1}, C_{1:t}) = \sum_{c_i \in C_{1:t}} l_{\text{BCE}}(M_{t-1}(x_i, y_i), s_i), \quad (2)$$

where  $c_i = (x_i, y_i, s_i)$  as we have mentioned.

Accordingly, our loss function for TTA is defined as

$$\mathcal{L}_{\text{TTA}}(M_{t-1}, \hat{M}_t, C_{1:t}) = l_{\text{BCE}}(M_{t-1}, \hat{M}_t) + \mathcal{L}_{\text{pixel}}(M_{t-1}, C_{1:t}). \quad (3)$$

The SAM parameters are then updated as

$$\theta_t \leftarrow \theta_{t-1} - \eta \nabla_{\theta} \mathcal{L}_{\text{TTA}}(M_{t-1}, \hat{M}_t, C_{1:t}), \quad (4)$$

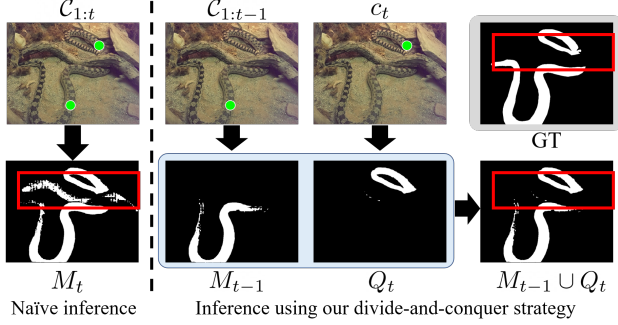


Figure 3. Illustration of our DC strategy (without TTA). Given a new click  $c_t$ , directly incorporating it into the existing segmentation may not robustly capture new information due to conflicts with prior clicks, resulting in undesirable false positives in background regions. Instead, generating a separate mask using  $c_t$  and merging it with the original prediction results in significantly improved segmentation. This shows the effectiveness of our DC strategy for SAM in IS, even without additional learning.

where  $\eta$  is the learning rate. With the adapted parameters  $\theta_t$ , the model re-infers the mask of the current  $t$ -th iteration:

$$M_t = \text{SAM}(I; \mathcal{C}_{1:t}, M_{t-1}; \theta_t). \quad (5)$$

### 3.3. Divide-and-Conquer (DC) Strategy

In standard IS process, the model is required to process all user clicks at once to perform segmentation. This global approach facilitates capturing the object’s overall structure and generally performs well in straightforward cases. However, it can be problematic when clicks encode diverse or conflicting information—such as corresponding to regions with complex boundaries or multiple distinct parts—which may lead to ambiguous or suboptimal segmentation.

To address this, we introduce our Divide-and-Conquer (DC) strategy, which partitions the entire set of user clicks into multiple, more coherent subsets. The core philosophy of our approach is to group highly correlated clicks together, infer separate masks for each subset, and then aggregate these masks to obtain the final segmentation result. This allows the model to more effectively resolve conflicts between clicks with different characteristics while still leveraging the unique information provided by each click.

Figure 3 illustrates an example of this inference-only IS process (without TTA). Compared to the mask at iteration  $t - 1$ , the newly provided click  $c_t$  introduces a positive signal about a previously unidentified region. In some cases, directly incorporating  $c_t$  into the existing segmentation does not robustly integrate this new information due to conflicts with previous positive clicks. In contrast, using only  $c_t$  (along with existing negative clicks) yields a separate mask  $Q_t$  that better captures the new positive signal. Combining this refined mask with the original prediction leads to a improved segmentation result, effectively leveraging the

information both from  $\mathcal{C}_{1:t-1}$  and the new click  $c_t$ . Quantitatively, we observe that our DC strategy leads to a significant improvement in IS performance, even without any additional learning (refer to DC-only in Table 1).

Interestingly, beyond merely improving inference, our DC strategy also reduces confusion during the TTA process. A key challenge in TTA for IS is updating a single model via a monolithic process, which attempts to incorporate varied information from all clicks simultaneously. This often overwhelms the model, leading to suboptimal performance in complex segmentation tasks. Our DC strategy stabilizes training by reducing conflicts between signals from different clicks and enhancing SAM’s ability to capture fine-grained details. Intuitively, our approach resembles employing specialized segmentation experts for different regions of the input image, whose insights are then merged to produce a robust overall segmentation.

### 3.4. Divide-and-Conquer TTA (DC-TTA)

Figure 4 shows the overview of our DC-TTA. The core philosophy of our DC-TTA approach is to partition the full set of user clicks into more coherent subsets. For each subset, we independently perform TTA using a dedicated model. To formalize this process, we introduce the concept of *Segmentation Units* (units), each encapsulating a set of positive clicks, its predicted mask, and adapted model parameters. For example, the  $k$ -th unit is defined as:

$$U^k = (\mathcal{P}^k, M^k, \theta^k), \quad (6)$$

where  $\mathcal{P}^k$  denotes the subset of positive clicks assigned to the  $k$ -th unit,  $M^k$  is the predicted mask for those clicks, and  $\theta^k$  represents the model parameters adapted for that unit.

In our DC-TTA framework, each unit is specialized in its own subset of positive clicks, with its model parameters updated accordingly to improve the local mask prediction. Additionally, to capture the overall context of the IS task, we maintain a global segmentation unit ( $U^0$ ) that encompasses all positive clicks regardless of their coherence. This global unit plays essentially the same role as the baseline IS.

Meanwhile, we define a set  $\mathcal{N}$  that contains all negative clicks. While positive clicks guide the model to expand the mask towards intended objects, negative clicks serve to exclude undesired regions from the segmentation rather than explicitly indicating specific areas. Thus, there is no corresponding mask or model for  $\mathcal{N}$ ; instead, it serves as auxiliary constraints uniformly applied to each unit.

#### 3.4.1. Assigning the New Click to Units

The DC-TTA process begins when a new click  $c_t$  is received. If the click is negative (*i.e.*,  $s_t = 0$ ), we simply update the set of negative clicks as:

$$\mathcal{N}_t \leftarrow \mathcal{N}_{t-1} \cup \{c_t\}. \quad (7)$$



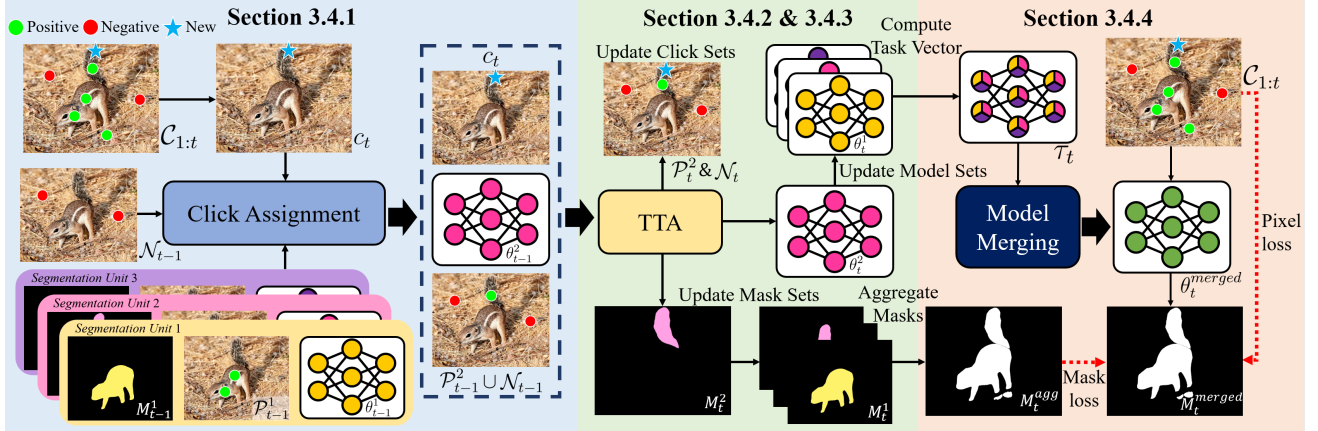


Figure 4. Overview of the proposed DC-TTA framework. First, user clicks are assigned into segmentation units (left). Each unit is then adapted via TTA, resulting in the update of the associated mask and model (center). Finally, the masks and models of all units are aggregated in pixel and parameter level, respectively (right). This consolidates each unit’s specialized knowledge into a unified segmentation.

Then, we apply the TTA process for all units (including  $U^0$ ) using the updated  $\mathcal{N}_t$ , following the procedure described in Sec. 3.2. This allows each unit to effectively incorporate the information from the newly added negative click.

In the case of a positive click (*i.e.*,  $s_t = 1$ ), we evaluate its compatibility with existing segmentation units  $U^k$  formed in previous iterations. Specifically, we assess whether the new click shares characteristics with the masks already estimated by these units or if it introduces novel information that necessitates the creation of a new unit.

To measure this compatibility, we first obtain a mask prediction using the new positive click  $c_t$  and the set of negative clicks  $\mathcal{N}_{t-1}$  as follows:

$$Q_t = \text{SAM}(I; \{c_t\} \cup \mathcal{N}_{t-1}; \theta_0). \quad (8)$$

The resulting mask  $Q_t \in \{0, 1\}^{H \times W}$  serves as an estimate of the region indicated by  $c_t$ . Meanwhile, for each unit  $k$ , its previous mask  $M_{t-1}^k$  is computed as:

$$M_{t-1}^k = \text{SAM}(I; \mathcal{P}_{t-1}^k \cup \mathcal{N}_{t-1}, M_{t-2}^k; \theta_{t-1}^k). \quad (9)$$

We then measure the overlap between  $Q_t$  and  $M_{t-1}^k$  using the Intersection over Union (IoU):

$$\text{IoU}(Q_t, M_{t-1}^k) = \frac{|Q_t \cap M_{t-1}^k|}{|Q_t \cup M_{t-1}^k|}. \quad (10)$$

If the IoU exceeds 0 (*i.e.*, there is overlap), we consider  $c_t$  compatible with unit  $U^k$  and assign it accordingly. Note that, regardless of this check,  $c_t$  is always added to the global unit ( $U_t^0$ ) that encompasses all clicks. Since no negative click is added, we keep  $\mathcal{N}_t \leftarrow \mathcal{N}_{t-1}$ .

After the assignment, we perform TTA within each affected unit to incorporate the information of the new click,

as described in Sec. 3.4.2. If there is no overlap, we create a new unit comprising only  $c_t$ , and adapt it as described in Sec. 3.4.3. For a detailed explanation on assigning new points, see Fig. A1 in the Supp.

### 3.4.2. TTA of the Existing Units (including Global Unit)

Once a new positive click  $c_t$  is assigned to an existing segmentation unit  $U^k = (\mathcal{P}^k, M^k, \theta^k)$ , we perform TTA on that unit’s model. This process is similar to Sec. 3.2, except it is performed within the unit independently. We first update the unit’s positive click set as:

$$\mathcal{P}_t^k \leftarrow \mathcal{P}_{t-1}^k \cup \{c_t\}. \quad (11)$$

Then, as in Eq. 9, we compute the previous mask prediction  $M_{t-1}^k$  for unit  $k$ . This mask is obtained using the positive click set  $\mathcal{P}_{t-1}^k$ , the negative click set  $\mathcal{N}_t$ , and the model parameters  $\theta_{t-1}^k$ . To guide the update of  $M_{t-1}^k$  during TTA, we compute an intermediate mask incorporating the newly assigned click  $c_t$  as:

$$\hat{M}_t^k = \text{SAM}(I; \mathcal{P}_t^k \cup \mathcal{N}_t, M_{t-1}^k; \theta_{t-1}^k). \quad (12)$$

Using  $\hat{M}_t^k$  as a pseudo GT for the unit, we update the unit-specific model parameters via gradient descent:

$$\theta_t^k \leftarrow \theta_{t-1}^k - \eta \nabla_{\theta} \mathcal{L}_{\text{TTA}}(M_{t-1}^k, \hat{M}_t^k, \mathcal{P}_t^k \cup \mathcal{N}_t) \quad (13)$$

With the updated parameters  $\theta_t^k$ , the adapted model produces an updated mask for unit  $k$ :

$$M_t^k = \text{SAM}(I; \mathcal{P}_t^k \cup \mathcal{N}_t, M_{t-1}^k; \theta_t^k). \quad (14)$$

### 3.4.3. TTA of the Newly Created Unit

If the new positive click  $c_t$  cannot be assigned to any existing unit (except global unit), we create a new segmentation

unit dedicated to  $c_t$ . We denote the index of this new unit as  $K + 1$ , where  $K$  is the current number of existing units (excluding the global unit). We initialize its model parameters from the original SAM parameters ( $\theta_{\text{init}}^{K+1} \leftarrow \theta_0$ ) and set its positive click set to  $\mathcal{P}_t^{K+1} \leftarrow c_t$ .

Additionally, we adapt the new unit’s model parameter via TTA using the set of negative clicks  $\mathcal{N}_t$  as auxiliary cues. Specifically, we first obtain

$$M_{\text{init}}^{K+1} = \text{SAM}(I; \mathcal{P}_t^{K+1}; \theta_{\text{init}}^{K+1}), \quad (15)$$

using only the positive click, without negative clicks. We then update  $\theta_{\text{init}}^{K+1}$ , by using  $Q_t$  (refer to Eq. 8) and  $\mathcal{N}_t$  to supervise  $M_{\text{init}}^{K+1}$  as

$$\theta_t^{K+1} \leftarrow \theta_{\text{init}}^{K+1} - \eta \nabla_{\theta} \mathcal{L}_{\text{TTA}}(M_{\text{init}}^{K+1}, Q_t, \mathcal{P}_t^{K+1} \cup \mathcal{N}_t). \quad (16)$$

Using the updated parameters  $\theta_t^{K+1}$ , the mask  $M^{K+1}_t$  for the new unit is computed following the same procedure as other units. This ensures that, although the new unit is initiated solely by the positive click, its mask prediction also reflects the constraints imposed by the negative clicks. The newly created unit  $U^{K+1} = (\mathcal{P}_t^{K+1}, M_t^{K+1}, \theta_t^{K+1})$  is then maintained for subsequent iterations.

#### 3.4.4. Integration via model merging

After performing unit-wise TTA, we integrate the outputs from the units to obtain the unified segmentation result. In our DC-TTA framework, each unit  $U^k$  produces its own adapted mask  $M_t^k$ , computed using the unit-specific parameters  $\theta_t^k$  and the corresponding subset of positive clicks  $\mathcal{P}_t^k$ , along with negative clicks  $\mathcal{N}_t$ . We aggregate these masks via a pixel-wise union:

$$M_t^{\text{agg}} = \bigcup_{k=0}^K M_t^k, \quad (17)$$

where index 0 corresponds to the global unit encompassing all clicks, and  $K$  is the total number of non-global units. This union ensures that  $M_t^{\text{agg}}$  integrates the various localized segmentation information from each unit.

Integrating masks via this simple pixel-wise union directly combines localized segmentation outputs, indeed improving performance. However, it still does not fully leverage the rich adaptation information captured within each unit’s model. For example, each unit-specific model is expected to encode fine-grained, localized features through tailored TTA. These nuanced representations are reflected in differences between adapted and original SAM parameters. Motivated by task vectors in the field of multi-task learning, we find that merging the unit-specific models at the parameter level can consolidate this specialized knowledge from all units into a unified model. Specifically, for

each unit, the corresponding task vector can be defined as:

$$\tau_t^k = \theta_t^k - \theta_0, \quad (18)$$

which captures the adaptation induced by the clicks in  $k$ -th unit, relative to the original SAM parameters  $\theta_0$ . We perform model merging by combining these task vectors with the original parameters  $\theta_0$  via element-wise addition :

$$\theta_t^{\text{merged}} = \theta_0 + \gamma \tau_t^0 + \gamma^2 \sum_{k=1}^K \tau_t^k, \quad (19)$$

where  $\gamma$  is a scaling parameter for each task vector.

To stabilize the merged model, we perform an additional fine-tuning step. To this end, we employ the aggregated mask  $M_t^{\text{agg}}$  in Eq. 17 as pseudo GT. The merged model’s prediction is obtained as:

$$M_t^{\text{merged}} = \text{SAM}(I; \mathcal{C}_{1:t}, M_{t-1}; \theta_t^{\text{merged}}). \quad (20)$$

Then,  $\theta_t^{\text{merged}}$  is updated via gradient descent:

$$\theta_t \leftarrow \theta_t^{\text{merged}} - \eta \nabla_{\theta} \mathcal{L}_{\text{TTA}}(M_t^{\text{merged}}, M_t^{\text{agg}}, \mathcal{C}_{1:t}) \quad (21)$$

where  $\theta_t$  is the final model parameter of iteration  $t$ .

Finally, the refined segmentation mask  $M_t$  is as:

$$M_t = \text{SAM}(I; \mathcal{C}_{1:t}, M_{t-1}; \theta_t). \quad (22)$$

This integrated approach—combining the union of unit predictions with task vector-based model merging and a final fine-tuning step—enables our DC-TTA framework to efficiently learn from diverse, localized clicks, thereby overcoming the limitations of a monolithic adaptation process.

## 4. Experimental Results

### 4.1. Settings

**Datasets:** We evaluate DC-TTA on eight IS benchmarks. CAMO [21] and COD10K [9] consist of 250 and 2,026 images camouflaged images, respectively. For TRASHCAN [14], we use 5,062 underwater object images containing trash objects from its train/test sets. ISTD [50] consists of 1,870 images for shadow segmentation, and both train and test set are used. Berkeley [35] consists of 96 images containing 100 instances in total. DAVIS [39] includes 345 frames extracted from 50 videos. COCOMVal [42] is a subset of the MS COCO 2017 [27] validation set, containing 800 images with 10 images per class. PascalVOC [8] consists of 1,449 images with 3,427 instances. For CAMO, COD10K, and TRASHCAN, multiple instances in a single image are evaluated together. For the other datasets, evaluation is conducted on a per-instance basis.

Table 1. Performance comparison on eight IS benchmarks (NoC and FR at 85% and 90% IoU with 20 clicks). The proposed DC-TTA consistently achieves lower NoC and FR values than the baselines, demonstrating its effectiveness in handling challenging IS tasks.

Method	CAMO [21]				COD10k [9]				TRASHCAN [14]				ISTD [50]			
	NoC85	FR85	NoC90	FR90	NoC85	FR85	NoC90	FR90	NoC85	FR85	NoC90	FR90	NoC85	FR85	NoC90	FR90
Baseline [19]	6.88	12.40	10.45	31.20	7.88	24.93	11.43	45.21	9.06	26.06	13.30	52.29	9.33	27.17	11.57	41.02
TENT [49]	6.80	12.40	10.42	32.80	7.89	25.27	11.44	45.06	9.08	26.21	13.31	52.43	9.29	27.06	11.57	40.53
AdaptSAM [41]	6.77	11.60	10.25	30.00	7.78	24.14	11.28	43.88	8.83	23.51	13.08	49.33	9.18	25.94	11.41	39.30
DC-only	6.72	11.60	10.20	30.4	7.55	22.90	11.11	42.50	9.01	25.35	13.24	51.26	8.90	22.99	11.12	35.78
Ours	<b>6.41</b>	<b>9.60</b>	<b>9.58</b>	<b>25.60</b>	<b>7.42</b>	<b>21.62</b>	<b>10.80</b>	<b>39.73</b>	<b>7.89</b>	<b>17.13</b>	<b>12.05</b>	<b>38.80</b>	<b>8.66</b>	<b>21.44</b>	<b>10.88</b>	<b>34.87</b>

Method	Berkeley [35]				DAVIS [39]				COCOMVal [42]				PascalVOC [8]			
	NoC85	FR85	NoC90	FR90	NoC85	FR85	NoC90	FR90	NoC85	FR85	NoC90	FR90	NoC85	FR85	NoC90	FR90
Baseline [19]	1.80	0.00	2.41	1.00	4.21	9.57	5.38	15.07	3.01	3.25	4.84	10.38	2.64	1.81	3.12	3.04
TENT [49]	<b>1.77</b>	0.00	2.41	1.00	4.22	9.57	5.39	15.36	3.01	3.13	4.90	11.00	2.64	1.81	3.11	2.99
AdaptSAM [41]	<b>1.77</b>	0.00	2.29	<b>0.00</b>	4.16	9.28	5.39	15.07	2.97	2.88	4.71	9.25	2.62	1.70	3.08	2.69
DC-only	1.79	0.00	2.32	1.00	4.11	9.28	5.36	15.07	3.02	3.38	4.78	10.13	2.59	1.55	3.06	2.63
Ours	1.80	0.00	<b>2.17</b>	<b>0.00</b>	<b>4.07</b>	<b>8.99</b>	<b>5.26</b>	<b>15.07</b>	<b>2.71</b>	<b>0.88</b>	<b>4.22</b>	<b>5.00</b>	<b>2.54</b>	<b>1.08</b>	<b>2.99</b>	<b>1.99</b>




Figure 5. A qualitative comparison between the baseline method and our DC-TTA. Each subfigure shows the segmentation result after a certain number of user clicks (green for positive, red for negative), along with the resulting IoU. While the baseline SAM suffers from false positives (in red boxes) as additional positive user clicks are added, our DC-TTA effectively mitigates this issue by utilizing the divide-and-conquer strategy, resulting in robust segmentation with fewer errors.

**Metrics:** We follow the click simulation strategy used in previous works [3, 24, 31, 44], where the next click is placed at the center of the largest error region based on the comparison between the prediction and the GT. For evaluation, we use Number of Clicks (NoC), which measures the average number of clicks required to reach a predefined IoU threshold  $T$ , denoted as  $NoCT$ . Failure Rate (FR) represents the percentage of samples that fail to reach the target IoU within the maximum number of clicks. Unless otherwise specified, we set the maximum number of clicks to 20.

**Implementation details:** We use SAM [19] with a ViT-B [7] backbone as our baseline and an input resolution of  $1024 \times 1024$ . For the results of using larger backbones (e.g., ViT-L), please refer to *Supp.* During TTA, only the prompt encoder and mask decoder of SAM are optimized for one iteration using AdamW [34] with  $\eta = 1e-5$ . Model merging is performed with a scaling parameter of  $\gamma = 0.7$ .

## 4.2. Interactive Segmentation Results

Table 1 summarizes the comparisons on eight IS benchmarks. Our method consistently outperforms the existing SAM-based IS approaches, including baseline SAM [19], TENT [49] and AdaptSAM [41] across all datasets. These results verify that DC-TTA achieves robust and powerful adaptation of SAM for IS task. Further, we also test DC-only setting without any TTA, where  $M_t^{agg}$  is directly used for the final prediction (see Eq. 17). DC-only still outperforms the baseline, clearly showing the effectiveness of our DC strategy. In *Supp.*, we also provide experimental results under the setting with 95% IoU threshold and 30 clicks.

We provide a qualitative comparison between the baseline SAM [19] and our DC-TTA. Figure 5 shows that DC-TTA incorporates new click information effectively, suppressing erroneous predictions (e.g., false positives in the red boxes). This improvement is achieved by performing additional adaptation with the given click information

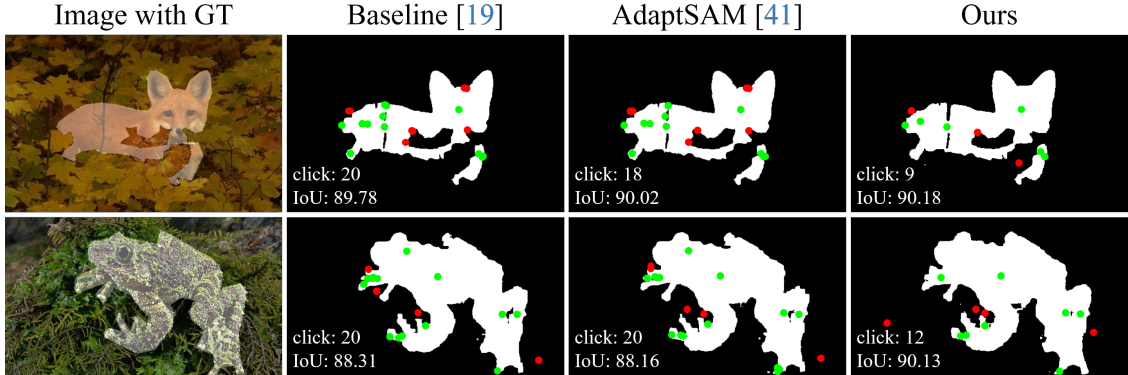


Figure 6. Qualitative examples of challenging camouflaged objects from CAMO [21] dataset. Despite the high camouflage and complex backgrounds, our DC-TTA framework successfully identifies the objects, achieving high IoU with relatively few clicks.

Table 2. Ablation studies of DC-TTA on CAMO [21] and TRASHCAN [14]. MM denotes model merging. We compare the baseline SAM [19] with incremental additions (A: Naive TTA, B: DC-only, C: DC-TTA without MM, and D: our DC-TTA).

	TTA	DC Divide MM	CAMO [21]		TRASHCAN [14]	
			NoC90	FR90	NoC90	FR90
Baseline			10.45	31.20	13.30	52.29
A	✓		10.03	28.40	12.54	43.18
B		✓	10.20	30.40	13.24	51.26
C	✓	✓	9.83	27.20	12.29	39.67
D	✓	✓	<b>9.58</b>	<b>25.60</b>	<b>12.05</b>	<b>38.80</b>

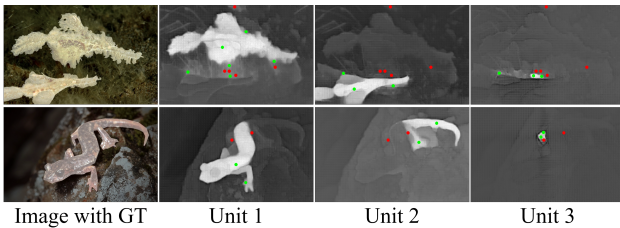


Figure 7. Segmentation units identified in our DC-TTA. User clicks are partitioned into coherent subsets, each yielding a distinct partial prediction aligns with the underlying object structure.

while leveraging our DC strategy to mitigate potential conflicts. Consequently, our proposed method attains higher IoU with the same number of clicks. Further, Fig. 6 shows how DC-TTA succeeds in segmenting camouflaged objects, where the baseline SAM [19] and AdaptSAM [41] struggled (under FR90 setting). Despite the high degree of camouflage, DC-TTA achieves substantial segmentation with fewer clicks. *Supp.* provides more visual samples.

### 4.3. Additional Experiments

#### 4.3.1. Ablation Studies

Table 2 shows how each component of our DC-TTA framework affects performance. Exp A applies naive-TTA in Sec. 3.2 only, while Exp B (DC-only) uses our DC strategy alone. Exp C and Exp D are DC-TTA without and with model merging, respectively. We observe that each compo-

Table 3. Results of applying DC-TTA on the existing IS methods (20-click setting). When integrated with existing IS frameworks (RITM [44], FocalClick [3], and MFP [22]), DC-TTA consistently lowers both NoC90 and FR90.

Method	CAMO [21]		COD10k [9]	
	NoC90	FR90	NoC90	FR90
RITM [44] ICIP22	10.51	20.00	12.02	40.38
RITM+Ours	<b>9.83</b>	<b>18.40</b>	<b>11.52</b>	<b>37.96</b>
FocalClick [3] CVPR22	7.66	13.20	12.26	46.84
FocalClick+Ours	<b>7.40</b>	13.20	<b>12.20</b>	<b>46.45</b>
MFP [22] CVPR24	7.06	11.60	11.86	44.92
MFP+Ours	<b>6.92</b>	11.60	<b>11.81</b>	<b>44.27</b>
Method	TRASHCAN [14]		ISTD [50]	
	NoC90	FR90	NoC90	FR90
RITM [44] ICIP22	11.10	31.47	10.50	29.20
RITM+Ours	<b>10.60</b>	<b>27.82</b>	<b>9.73</b>	<b>24.28</b>
FocalClick [3] CVPR22	11.03	33.94	5.59	10.00
FocalClick+Ours	<b>10.16</b>	<b>26.37</b>	<b>5.34</b>	<b>9.41</b>
MFP [22] CVPR24	8.80	21.02	5.29	7.11
MFP+Ours	<b>8.73</b>	<b>20.45</b>	<b>5.13</b>	<b>6.74</b>

nent provides a non-overlapping improvement, where their combination achieves high segmentation performance. We also conduct ablation study on scaling parameter  $\gamma$  in *Supp.*

#### 4.3.2. DC-TTA with conventional IS methods

Table 3 reports the performance of our DC-TTA when integrated with several conventional IS methods on four benchmarks. When combined with RITM [44], FocalClick [3], and MFP [22], our approach consistently improves performance. It demonstrates that DC-TTA not only can be applied for adapting SAM but also improves other IS methods by effectively incorporating user clicks.

#### 4.3.3. Analysis on DC Strategy

Figure 7 shows the example of how DC-TTA partitions user clicks into distinct segmentation units. Each unit, corresponding to a coherent subset of positive clicks, produces its own partial logit and mask prediction. The figure demon-



strates that the clicks are distributed across units in a manner that aligns with the underlying object structure (multi instances or parts), suggesting that DC-TTA effectively decomposes complex IS tasks into more manageable units.

## 5. Conclusion

We present DC-TTA, a novel divide-and-conquer test-time adaptation framework that partitions user clicks into coherent subsets and adapts the model locally before merging the specialized outputs. By reducing conflicts among diverse clicks and performing more localized updates, our approach outperforms both zero-shot SAM and conventional TTA methods in challenging interactive segmentation scenarios. These results highlight the potential of DC-TTA to handle complex object structures with fewer interactions for more efficient and robust user-driven segmentation.

## References

- [1] Yuri Y Boykov and M-P Jolly. Interactive graph cuts for optimal boundary & region segmentation of objects in nd images. In *Proceedings eighth IEEE international conference on computer vision. ICCV 2001*, pages 105–112. IEEE, 2001. 2
- [2] Dian Chen, Dequan Wang, Trevor Darrell, and Sayna Ebrahimi. Contrastive test-time adaptation. In *Proceedings of the IEEE/CVF Conference on Computer Vision and Pattern Recognition*, pages 295–305, 2022. 2
- [3] Xi Chen, Zhiyan Zhao, Yilei Zhang, Manni Duan, Donglian Qi, and Hengshuang Zhao. Focalclick: Towards practical interactive image segmentation. In *Proceedings of the IEEE/CVF conference on computer vision and pattern recognition*, pages 1300–1309, 2022. 2, 7, 8
- [4] Junlong Cheng, Jin Ye, Zhongying Deng, Jianpin Chen, Tianbin Li, Haoyu Wang, Yanzhou Su, Ziyang Huang, Jilong Chen, Lei Jiang, et al. Sam-med2d. *arXiv preprint arXiv:2308.16184*, 2023. 1, 2
- [5] Marc Botet Colomer, Pier Luigi Dovesi, Theodoros Panagiotakopoulos, Joao Frederico Carvalho, Linus Härenstam-Nielsen, Hossein Azizpour, Hedvig Kjellström, Daniel Cremers, and Matteo Poggi. To adapt or not to adapt? real-time adaptation for semantic segmentation. In *Proceedings of the IEEE/CVF International Conference on Computer Vision*, pages 16548–16559, 2023. 2
- [6] Caglar Demir, Arnab Sharma, and Axel-Cyrille Ngonga Ngomo. Adaptive stochastic weight averaging. *arXiv preprint arXiv:2406.19092*, 2024. 3
- [7] Alexey Dosovitskiy, Lucas Beyer, Alexander Kolesnikov, Dirk Weissenborn, Xiaohua Zhai, Thomas Unterthiner, Mostafa Dehghani, Matthias Minderer, Georg Heigold, Sylvain Gelly, et al. An image is worth 16x16 words: Transformers for image recognition at scale. *arXiv preprint arXiv:2010.11929*, 2020. 7
- [8] Mark Everingham, Luc Van Gool, Christopher KI Williams, John Winn, and Andrew Zisserman. The pascal visual object classes (voc) challenge. *International journal of computer vision*, 88:303–338, 2010. 6, 7
- [9] Deng-Ping Fan, Ge-Peng Ji, Guolei Sun, Ming-Ming Cheng, Jianbing Shen, and Ling Shao. Camouflaged object detection. In *Proceedings of the IEEE/CVF conference on computer vision and pattern recognition*, pages 2777–2787, 2020. 6, 7, 8
- [10] Francois Fleuret et al. Uncertainty reduction for model adaptation in semantic segmentation. In *Proceedings of the IEEE/CVF Conference on Computer Vision and Pattern Recognition*, pages 9613–9623, 2021. 2
- [11] Marco Forte, Brian Price, Scott Cohen, Ning Xu, and François Pitié. Getting to 99% accuracy in interactive segmentation. *arXiv preprint arXiv:2003.07932*, 2020. 2
- [12] Leo Grady. Random walks for image segmentation. *IEEE transactions on pattern analysis and machine intelligence*, 28(11):1768–1783, 2006. 2
- [13] Varun Gulshan, Carsten Rother, Antonio Criminisi, Andrew Blake, and Andrew Zisserman. Geodesic star convexity for interactive image segmentation. In *2010 IEEE Computer Society Conference on Computer Vision and Pattern Recognition*, pages 3129–3136. IEEE, 2010. 2
- [14] Jungseok Hong, Michael Fulton, and Junaed Sattar. Trashcan: A semantically-segmented dataset towards visual detection of marine debris. *arXiv preprint arXiv:2007.08097*, 2020. 6, 7, 8
- [15] You Huang, Zongyu Lan, Liujuan Cao, Xianming Lin, Shengchuan Zhang, Guannan Jiang, and Rongrong Ji. Focsam: Delving deeply into focused objects in segmenting anything. In *Proceedings of the IEEE/CVF Conference on Computer Vision and Pattern Recognition*, pages 3120–3130, 2024. 1, 2
- [16] Gabriel Ilharco, Marco Tulio Ribeiro, Mitchell Wortsman, Suchin Gururangan, Ludwig Schmidt, Hannaneh Hajishirzi, and Ali Farhadi. Editing models with task arithmetic. *arXiv preprint arXiv:2212.04089*, 2022. 2, 3
- [17] Won-Dong Jang and Chang-Su Kim. Interactive image segmentation via backpropagating refinement scheme. In *Proceedings of the IEEE/CVF conference on computer vision and pattern recognition*, pages 5297–5306, 2019. 2
- [18] Ruochen Jin, Bojian Hou, Jiancong Xiao, Weijie Su, and Li Shen. Fine-tuning linear layers only is a simple yet effective way for task arithmetic. *arXiv preprint arXiv:2407.07089*, 2024. 3
- [19] Alexander Kirillov, Eric Mintun, Nikhila Ravi, Hanzi Mao, Chloe Rolland, Laura Gustafson, Tete Xiao, Spencer Whitehead, Alexander C Berg, Wan-Yen Lo, et al. Segment anything. In *Proceedings of the IEEE/CVF International Conference on Computer Vision*, pages 4015–4026, 2023. 1, 2, 3, 7, 8
- [20] Theodora Kontogianni, Michael Gygli, Jasper Uijlings, and Vittorio Ferrari. Continuous adaptation for interactive object segmentation by learning from corrections. In *Computer Vision—ECCV 2020: 16th European Conference, Glasgow, UK, August 23–28, 2020, Proceedings, Part XVI 16*, pages 579–596. Springer, 2020. 2
- [21] Trung-Nghia Le, Tam V Nguyen, Zhongliang Nie, Minh-Triet Tran, and Akihiro Sugimoto. Anabranch network for camouflaged object segmentation. *Computer vision and image understanding*, 184:45–56, 2019. 6, 7, 8

- [22] Chaewon Lee, Seon-Ho Lee, and Chang-Su Kim. Mfp: Making full use of probability maps for interactive image segmentation. In *2024 IEEE/CVF Conference on Computer Vision and Pattern Recognition (CVPR)*, pages 4051–4059. IEEE, 2024. 2, 8
- [23] Gaston Lenczner, Adrien Chan-Hon-Tong, Nicola Luminari, Bertrand Le Saux, and Guy Le Besnerais. Interactive learning for semantic segmentation in earth observation. *arXiv preprint arXiv:2009.11250*, 2020. 2
- [24] Zhuwen Li, Qifeng Chen, and Vladlen Koltun. Interactive image segmentation with latent diversity. In *Proceedings of the IEEE conference on computer vision and pattern recognition*, pages 577–585, 2018. 2, 7
- [25] Jian Liang, Dapeng Hu, and Jiashi Feng. Do we really need to access the source data? source hypothesis transfer for unsupervised domain adaptation. In *International conference on machine learning*, pages 6028–6039. PMLR, 2020. 2
- [26] JunHao Liew, Yunchao Wei, Wei Xiong, Sim-Heng Ong, and Jiashi Feng. Regional interactive image segmentation networks. In *2017 IEEE international conference on computer vision (ICCV)*, pages 2746–2754. IEEE, 2017. 2
- [27] Tsung-Yi Lin, Michael Maire, Serge Belongie, James Hays, Pietro Perona, Deva Ramanan, Piotr Dollár, and C Lawrence Zitnick. Microsoft coco: Common objects in context. In *Computer vision—ECCV 2014: 13th European conference, Zurich, Switzerland, September 6–12, 2014, proceedings, part v 13*, pages 740–755. Springer, 2014. 6
- [28] Zheng Lin, Zhao Zhang, Lin-Zhuo Chen, Ming-Ming Cheng, and Shao-Ping Lu. Interactive image segmentation with first click attention. In *Proceedings of the IEEE/CVF conference on computer vision and pattern recognition*, pages 13339–13348, 2020. 2
- [29] Jie Liu, Haochen Wang, Wenzhe Yin, Jan-Jakob Sonke, and Efstratios Gavves. Click prompt learning with optimal transport for interactive segmentation. In *European Conference on Computer Vision*, pages 93–110. Springer, 2024. 2
- [30] Qin Liu, Meng Zheng, Benjamin Planche, Srikrishna Karanam, Terrence Chen, Marc Niethammer, and Ziyang Wu. Pseudoclick: Interactive image segmentation with click imitation. In *European Conference on Computer Vision*, pages 728–745. Springer, 2022. 2
- [31] Qin Liu, Zhenlin Xu, Gedas Bertasius, and Marc Niethammer. Simpleclick: Interactive image segmentation with simple vision transformers. In *Proceedings of the IEEE/CVF International Conference on Computer Vision*, pages 22290–22300, 2023. 7
- [32] Qin Liu, Jaemin Cho, Mohit Bansal, and Marc Niethammer. Rethinking interactive image segmentation with low latency high quality and diverse prompts. In *Proceedings of the IEEE/CVF Conference on Computer Vision and Pattern Recognition*, pages 3773–3782, 2024. 2
- [33] Tian Yu Liu, Aditya Golashtkar, and Stefano Soatto. Tangent transformers for composition, privacy and removal. *arXiv preprint arXiv:2307.08122*, 2023. 3
- [34] Ilya Loshchilov and Frank Hutter. Decoupled weight decay regularization. *arXiv preprint arXiv:1711.05101*, 2017. 7
- [35] David Martin, Charles Fowlkes, Doron Tal, and Jitendra Malik. A database of human segmented natural images and its application to evaluating segmentation algorithms and measuring ecological statistics. In *Proceedings eighth IEEE international conference on computer vision. ICCV 2001*, pages 416–423. IEEE, 2001. 6, 7
- [36] Shuaicheng Niu, Jiaxiang Wu, Yifan Zhang, Zhiqian Wen, Yaofu Chen, Peilin Zhao, and Minghui Tan. Towards stable test-time adaptation in dynamic wild world. In *International Conference on Learning Representations*, 2023. 2
- [37] Guillermo Ortiz-Jimenez, Alessandro Favero, and Pascal Frossard. Task arithmetic in the tangent space: Improved editing of pre-trained models. *Advances in Neural Information Processing Systems*, 36, 2024. 3
- [38] Hyojin Park, Alan Yessenbayev, Tushar Singhal, Navin Kumar Adhikari, Yizhe Zhang, Shubhankar Mangesh Borse, Hong Cai, Nilesh Prasad Pandey, Fei Yin, Frank Mayer, et al. Real-time, accurate, and consistent video semantic segmentation via unsupervised adaptation and cross-unit deployment on mobile device. In *Proceedings of the IEEE/CVF Conference on Computer Vision and Pattern Recognition*, pages 21431–21438, 2022. 2
- [39] Federico Perazzi, Jordi Pont-Tuset, Brian McWilliams, Luc Van Gool, Markus Gross, and Alexander Sorkine-Hornung. A benchmark dataset and evaluation methodology for video object segmentation. In *Proceedings of the IEEE conference on computer vision and pattern recognition*, pages 724–732, 2016. 6, 7
- [40] Carsten Rother, Vladimir Kolmogorov, and Andrew Blake. ” grabcut” interactive foreground extraction using iterated graph cuts. *ACM transactions on graphics (TOG)*, 23(3): 309–314, 2004. 2
- [41] Robin Schön, Julian Lorenz, Katja Ludwig, and Rainer Lienhart. Adapting the segment anything model during usage in novel situations. In *Proceedings of the IEEE/CVF Conference on Computer Vision and Pattern Recognition*, pages 3616–3626, 2024. 1, 2, 7, 8
- [42] Konstantin Sofiiuk, Ilia Petrov, Olga Barinova, and Anton Konushin. f-brs: Rethinking backpropagating refinement for interactive segmentation. In *Proceedings of the IEEE/CVF Conference on Computer Vision and Pattern Recognition*, pages 8623–8632, 2020. 6, 7
- [43] Konstantin Sofiiuk, Ilia Petrov, Olga Barinova, and Anton Konushin. f-brs: Rethinking backpropagating refinement for interactive segmentation. In *Proceedings of the IEEE/CVF Conference on Computer Vision and Pattern Recognition*, pages 8623–8632, 2020. 2
- [44] Konstantin Sofiiuk, Ilya A Petrov, and Anton Konushin. Reviving iterative training with mask guidance for interactive segmentation. In *2022 IEEE International Conference on Image Processing (ICIP)*, pages 3141–3145. IEEE, 2022. 2, 7, 8
- [45] Shoukun Sun, Min Xian, Fei Xu, Luca Capriotti, and Tiankai Yao. Cfr-icl: Cascade-forward refinement with iterative click loss for interactive image segmentation. In *Proceedings of the AAAI conference on artificial intelligence*, pages 5017–5024, 2024. 2
- [46] Anke Tang, Li Shen, Yong Luo, Yibing Zhan, Han Hu, Bo Du, Yixin Chen, and Dacheng Tao. Parameter efficient multi-

- task model fusion with partial linearization. *arXiv preprint arXiv:2310.04742*, 2023. 3
- [47] Devavrat Tomar, Guillaume Vray, Behzad Bozorgtabar, and Jean-Philippe Thiran. Tesla: Test-time self-learning with automatic adversarial augmentation. In *Proceedings of the IEEE/CVF Conference on Computer Vision and Pattern Recognition*, pages 20341–20350, 2023. 2
  - [48] Riccardo Volpi, Pau De Jorge, Diane Larlus, and Gabriela Csurka. On the road to online adaptation for semantic image segmentation. In *Proceedings of the IEEE/CVF conference on computer vision and pattern recognition*, pages 19184–19195, 2022.
  - [49] Dequan Wang, Evan Shelhamer, Shaoteng Liu, Bruno Olshausen, and Trevor Darrell. Tent: Fully test-time adaptation by entropy minimization. *arXiv preprint arXiv:2006.10726*, 2020. 2, 7
  - [50] Jifeng Wang, Xiang Li, and Jian Yang. Stacked conditional generative adversarial networks for jointly learning shadow detection and shadow removal. In *Proceedings of the IEEE conference on computer vision and pattern recognition*, pages 1788–1797, 2018. 6, 7, 8
  - [51] Qin Wang, Olga Fink, Luc Van Gool, and Dengxin Dai. Continual test-time domain adaptation. In *Proceedings of the IEEE/CVF Conference on Computer Vision and Pattern Recognition*, pages 7201–7211, 2022. 2
  - [52] Wei Wang, Zhun Zhong, Weijie Wang, Xi Chen, Charles Ling, Boyu Wang, and Nicu Sebe. Dynamically instance-guided adaptation: A backward-free approach for test-time domain adaptive semantic segmentation. In *Proceedings of the IEEE/CVF Conference on Computer Vision and Pattern Recognition*, pages 24090–24099, 2023.
  - [53] Yanshuo Wang, Jie Hong, Ali Cheraghian, Shafin Rahman, David Ahméd-Aristizabal, Lars Petersson, and Mehrtash Harandi. Continual test-time domain adaptation via dynamic sample selection. In *Proceedings of the IEEE/CVF Winter Conference on Applications of Computer Vision*, pages 1701–1710, 2024. 2
  - [54] Qiaoqiao Wei, Hui Zhang, and Jun-Hai Yong. Focused and collaborative feedback integration for interactive image segmentation. In *Proceedings of the IEEE/CVF conference on computer vision and pattern recognition*, pages 18643–18652, 2023. 2
  - [55] Mitchell Wortsman, Gabriel Ilharco, Samir Ya Gadre, Rebecca Roelofs, Raphael Gontijo-Lopes, Ari S Morcos, Hongseok Namkoong, Ali Farhadi, Yair Carmon, Simon Kornblith, et al. Model soups: averaging weights of multiple fine-tuned models improves accuracy without increasing inference time. In *International conference on machine learning*, pages 23965–23998. PMLR, 2022. 3
  - [56] Mitchell Wortsman, Gabriel Ilharco, Jong Wook Kim, Mike Li, Simon Kornblith, Rebecca Roelofs, Raphael Gontijo Lopes, Hannaneh Hajishirzi, Ali Farhadi, Hongseok Namkoong, et al. Robust fine-tuning of zero-shot models. In *Proceedings of the IEEE/CVF conference on computer vision and pattern recognition*, pages 7959–7971, 2022. 3
  - [57] Prateek Yadav, Derek Tam, Leshem Choshen, Colin A Raffel, and Mohit Bansal. Ties-merging: Resolving interference when merging models. *Advances in Neural Information Processing Systems*, 36:7093–7115, 2023. 3
  - [58] Enneng Yang, Li Shen, Guibing Guo, Xingwei Wang, Xiaochun Cao, Jie Zhang, and Dacheng Tao. Model merging in llms, mllms, and beyond: Methods, theories, applications and opportunities. *arXiv preprint arXiv:2408.07666*, 2024. 3
  - [59] Haobo Yuan, Xiangtai Li, Chong Zhou, Yining Li, Kai Chen, and Chen Change Loy. Open-vocabulary sam: Segment and recognize twenty-thousand classes interactively. In *European Conference on Computer Vision*, pages 419–437. Springer, 2024. 1, 2
  - [60] Yizhe Zhang, Shubhankar Borse, Hong Cai, and Fatih Porikli. Auxadapt: Stable and efficient test-time adaptation for temporally consistent video semantic segmentation. In *Proceedings of the IEEE/CVF Winter Conference on Applications of Computer Vision*, pages 2339–2348, 2022. 2
  - [61] Yian Zhao, Kehan Li, Zesen Cheng, Pengchong Qiao, Xiaowu Zheng, Rongrong Ji, Chang Liu, Li Yuan, and Jie Chen. Graco: Granularity-controllable interactive segmentation. In *Proceedings of the IEEE/CVF Conference on Computer Vision and Pattern Recognition*, pages 3501–3510, 2024. 2
  - [62] Minghao Zhou, Hong Wang, Qian Zhao, Yuexiang Li, Yawen Huang, Deyu Meng, and Yefeng Zheng. Interactive segmentation as gaussian process classification. In *Proceedings of the IEEE/CVF conference on computer vision and pattern recognition*, pages 19488–19497, 2023. 2