

Towards Initialization-free Calibrated Bundle Adjustment

Carl Olsson Amanda Nilsson
Lund University

Abstract

A recent series of works has shown that initialization-free BA can be achieved using pseudo Object Space Error (pOSE) as a surrogate objective. The initial reconstruction-step optimizes an objective where all terms are projectively invariant and it cannot incorporate knowledge of the camera calibration. As a result, the solution is only determined up to a projective transformation of the scene and the process requires more data for successful reconstruction.

In contrast, we present a method that is able to use the known camera calibration thereby producing near metric solutions, that is, reconstructions that are accurate up to a similarity transformation. To achieve this we introduce pairwise relative rotation estimates that carry information about camera calibration. These are only invariant to similarity transformations, thus encouraging solutions that preserve metric features of the real scene. Our method can be seen as integrating rotation averaging into the pOSE framework striving towards initialization-free calibrated SfM.

Our experimental evaluation shows that we are able to reliably optimize our objective, achieving convergence to the global minimum with high probability from random starting solutions, resulting in accurate near metric reconstructions.

1. Introduction

Bundle adjustment [1, 5, 15, 22, 41, 56] and similar optimization formulations are key components in systems that solve Structure from Motion (SfM) and Simultaneous Localization and Mapping (SLAM) problems [2, 39, 43, 45, 48, 52, 55]. The optimization problem is well known to be non-convex with numerous local minima thus requiring a suitable initialization to converge to the right solution.

The most common way of achieving this is through incremental reconstruction [2, 48, 52, 55] where the starting solution is built by adding cameras and 3D points to a two-view-base-reconstruction [42], by solving consecutive resection and triangulation problems [22, 25]. While errors are typically small in the initial stages of reconstruction the method suffers from error build up, so called drift [9], forcing

the incorporation of additional intermediate bundle adjustment stages to reduce reprojection errors.

Non-sequential methods (sometimes referred to as global methods) [3, 16, 37, 39, 43, 45] attempt to use as much data as possible in each stage of the reconstruction. The key component is the so called *rotation averaging* or *synchronization problem* [4, 6–8, 13, 14, 17, 20, 24, 26, 38, 46, 53, 54, 57, 59–61]. This can be thought of as optimization over the camera graph, where nodes correspond to unknown camera orientations and edges between nodes represent relative rotation estimates between neighboring cameras. In contrast, regular bundle adjustment can be seen as optimization over a bipartite graph, where nodes correspond to both cameras and 3D points, see Figure 1. The relative rotations are typically obtained by solving the two-view-relative-pose [42] for each possible pair of images with more than five image correspondences. The formulation is able to handle the non-convex rotation constraints of calibrated cameras through convex relaxation to a linear semi-definite programming problem [17]. It has been shown both empirically [60] and theoretically [17, 49] that if the camera graph is sufficiently dense the problem has no other local minima than the global one. After the absolute camera rotations have been determined, camera translations can be estimated through translation averaging [10–12, 35, 36, 39] and 3D point positions can be triangulated. Alternatively, camera locations and 3D point positions can be determined simultaneously by solving the so called *known rotation problem* [33, 44, 50, 51, 62] (which has recently been re-branded as *Global Positioning* [45]). Since rotation averaging only optimizes over camera parameters it gives a significant reduction of the number of parameters compared to the full bundle adjustment problem. On the other hand, the input to the method is computed from independently solved two-view relative pose problems. This means that 3D points and camera positions may not be consistently estimated in all two-view problems. Therefore, refinement with bundle adjustment may still be a requirement to achieve low reprojection errors.

A recent line of works have explored the possibility of achieving initialization-free bundle adjustment through the use of pseudo object space errors (pOSE) [28, 29, 31, 32,

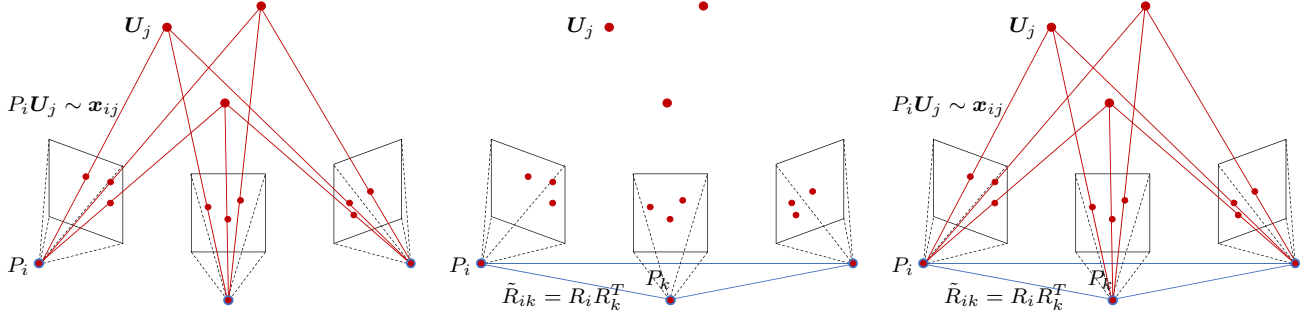


Figure 1. *Left*: Bipartite bundle adjustment graph. Edges (red) correspond to reprojection errors of observed point projections, which are invariant to projective 3D transformation. *Middle*: Rotation averaging graph. Edges (blue) correspond to relative rotation errors which are invariant to similarity transformations. *Right*: Our method uses both reprojection and relative rotation errors to achieve a pOSE formulation which is only invariant to similarity transforms.

[58]. It has been demonstrated that these methods achieve convergence to the global minimum from random starting solutions with high probability [28]. They handle calibration through a stratified approach [18, 19, 21–23, 47]. First an initial uncalibrated reconstruction is computed. The resulting reconstruction is then upgraded, by applying a projective transformation to cameras and 3D points, to achieve camera-matrices with given internal parameters. This results in a so called metric reconstruction which is related to the true 3D geometry through a similarity transformation [22]. We note however that there are certain problems with this approach: Firstly, the upgrade problem is overdetermined and there is no guarantee that there is a projective transformation that gives the right internal parameters for all cameras, unless the setting is noise-free. In practice it is often observed that linear upgrade methods can give complex parameters in the presence of noise, yielding un-realizable solutions. Secondly, since uncalibrated cameras have more degrees of freedom (DOF) than calibrated ones (11 vs. 6) the initial uncalibrated reconstruction requires more data to give stable results.

In this paper we propose an optimization formulation that finds near metric reconstructions. By making camera matrices conform to estimated relative rotation matrices between pairs of cameras we reduce the projective invariance to a similarity transformation. Our approach fuses the pOSE and rotation averaging frameworks, see Figure 1, giving a formulation that is insensitive to initialization while incorporating knowledge of intrinsic camera parameters in the objective. We do not explicitly enforce the given camera intrinsics, since this makes the optimization sensitive to local minima, but with our extra penalty terms solutions that have roughly correct calibration is encouraged effectively fusing the bundle adjustment and upgrade steps into one. In summary, our main contributions are:

- We show how the projective invariance of bundle adjustment methods can be removed by incorporating relative

rotation estimates.

- We present a new objective function that incorporates both pOSE errors, ensuring good reconstruction quality, as well as pairwise camera penalties, that encourage solutions to be near metric.
- We show that the resulting optimization problem can be solved using the VarPro algorithm [30] and verify experimentally that this results reliable inference, converging to the global optimum from random starting solutions with high probability.

2. Projective Ambiguity and Upgrades

In this Section we give a short review of projective ambiguity in uncalibrated SfM and the traditional way of resolving this through upgrades. We then present our approach for resolving this ambiguity through the inclusion of relative rotation estimates.

2.1. Uncalibrated Reconstruction

Given a number of 2D image projections \mathbf{x}_{ij} , the goal of uncalibrated reconstruction is to find camera matrices P_i and 3D points U_j so that

$$\lambda_{ij}\mathbf{x}_{ij} = P_i U_j, \quad (1)$$

for some non-zero numbers λ_{ij} . Here \mathbf{x}_{ij} is a 3D vector representing the 2D projection, P_i is a 3×4 matrix representing the camera and U_j is a 4D vector representing the 3D projection, see [22] for details on these representations. We remark that these quantities are homogeneous, meaning that the matrix/vector represents the same camera/point after scaling. The scale-factor λ_{ij} is often referred to as the projective depth of point j in camera i .

The equations have multiple solutions. By introducing a projective 3D transformation represented by a 4×4 matrix H a new solution $\tilde{P}_i = P_i H$, $\tilde{U}_j = H^{-1} U_j$ with the same projections is introduced, since $P_i U_j = \tilde{P}_i \tilde{U}_j$. Algebraically, we can also change the scale of P_i and U_j , and

compensate by changing the projective depth λ_{ij} , although from a projective point of view this is still the same solution. The projective reconstruction theorem [40] states that (under some mild technical conditions) all solutions are projectively equivalent, meaning that they are all related by a projective transformation as described above.

We can think of the uncalibrated reconstruction problem in terms of a camera-point graph, see Figure 1. The nodes of the graph consists of cameras and 3D points that are to be estimated, while the edges connecting the nodes represents a reprojection error. This graph is bipartite and all the edge costs are invariant to a projective transformation.

2.2. Upgrades

General projective reconstruction often appear visually unreasonable since the application of an unknown projective transformations does not preserve lengths or angles and may even place visible points behind the camera or at infinity. To achieve visually plausible reconstructions the solution can be upgraded to conform to prior knowledge of the internal camera parameters. If $P_i = K_i [R_i \ t_i]$, where the 3×3 matrix K_i contains the inner parameters [22], R_i is a rotation matrix representing the camera orientation and t_i is a vector controlling its position, we can pre-multiply the image points x_{ij} with K_i^{-1} , which restricts the camera matrices to be of the form $\tilde{P}_i = [R_i \ t_i]$ (which we will refer to as calibrated cameras). Thus, from an uncalibrated reconstruction the upgrade step seeks to find an invertible 4×4 matrix H such that $P_i H_{1:3} \sim R_i$, where \sim means equality up to scale and $H_{1:3}$ are the first 3 columns of H . With $\Omega = H_{1:3} H_{1:3}^T$ we get

$$P_i \Omega P_i^T \sim R_i R_i^T = I. \quad (2)$$

which leads to an overdetermined linear homogeneous system. Upgrade methods typically solve the above equations for Ω , in a least squares sense, and then extract H .

2.3. Using Relative Rotation Measurements

While (2) leads to a simple algorithm it is however unlikely that an exact solution exists in the presence of noise. In addition, the extraction of H from Ω may have complex results that have to be modified to obtain a realizable solution. Moreover, an inexact upgrade step does not take reprojection error into account when modifying the cameras, and therefore typically degrades the quality of the solution.

In this work, we want to add constraints to the initial reconstruction step to ensure that the solution we get is close to calibrated without upgrading it. In principle, one could directly add the quadratic $R_i R_i^T = I$ in the optimization (which also selects the scale of the camera), or alternatively use a direct rotation parametrization (e.g. with skew-symmetric matrices and the matrix exponential). However,

as we shall see in the experimental evaluation (see Section 5.1) this leads to methods that frequently get stuck in very poor local minima.

The reason that terms of the form $R_i R_i^T$ can be used for upgrades is that they are not invariant under the projective transformation. We therefore seek to include other non-invariant penalties in the objective function. We observe that in general the measured relative rotations \tilde{R}_{ij} between cameras are not invariant since

$$P_i \Omega P_j^T \sim R_i R_j^T = \tilde{R}_{ij} \quad (3)$$

will constrain Ω . We will therefore add penalties of the form

$$\ell_{ij}^{rot}(R_i R_j^T) = \left\| \sqrt{W_{ij}} \text{vec} \left(R_i R_j^T - \tilde{R}_{ij} \right) \right\|^2. \quad (4)$$

Here, R_i is the first 3×3 part of the camera P_i . The matrix $\sqrt{W_{ij}}$ is the square root of a precision matrix that has two functions. Firstly, it is designed to penalize deviations from the tangent plane of the rotation manifold at the estimate R_{ij} . Secondly, it makes (4) approximate changes in reprojection errors in the two-view problem where \tilde{R}_{ij} was originally estimated, hence encouraging values of $R_i R_j^T$ that do not increase errors in the two view problem much compared to R_{ij} . (For more details on the construction of \sqrt{W} see Section 3.2.)

The new terms can be seen as introducing additional edges between camera nodes of the camera-point graph, see Figure 1. It has been observed in the context of pure rotation averaging that if the camera nodes are densely connected relative rotation costs result in well behaved problems where local minima rarely occur. We will see that when replacing regular reprojection costs with pOSE costs we obtain a well behaved problem that can be solved reliably.

2.4. Invariance of the Fundamental Matrix

We conclude this section by deriving a measure of how close to upgradable a solution is. Given camera matrices $P_i = [A_i \ t_i]$, $i = 1, \dots, f$ we let the fundamental matrices be $F_{ij} \sim A_j^{-T} [c_i - c_j]_{\times} A_i^{-1}$, where $c_i = -A_i^{-1} t_i$ are camera centers. These matrices all have two non-zero singular values, and in the special case that A_i are rotations the two non-singular values are the same. The fundamental matrix F_{ij} is uniquely defined up to scale by the requirement that $P_i^T F_{ij} P_j$ should be skew symmetric [22], meaning that

$$U^T P_i^T F_{ij} P_j U = 0, \quad (5)$$

for all 4D vectors U . Since $P_i U = P_i H H^{-1} U = \tilde{P}_i \tilde{U}$ it is clear by (5) that the fundamental matrix is invariant to the projective transformation H . Hence, if there is a fundamental matrix F_{ij} that has two different non-zero singular values then there is no projective transformation H that

changes all A_i to rotations. The converse, that there is such an H if all F_{ij} are essential matrices, is also true for cameras whose centers are not collinear [34]. (In such cases the set of essential matrices determine the camera matrices uniquely up to a projective transformation, and it can be seen that there is a solution with only calibrated camera matrices.) Since fundamental matrices are scale invariant we use the normalized difference $\frac{\sigma_1 - \sigma_2}{\sigma_1 + \sigma_2}$, where $\sigma_1 \geq \sigma_2 > 0$ are the singular values of a fundamental matrix, as a measure of how close the matrix is to being essential.

3. pOSE with Relative Rotation Estimates

In this Section we present our approach for combining the pOSE framework with rotation averaging. We first give a brief overview of the pOSE framework and then show how to add relative rotation estimates so that the resulting formulation can be effectively solved using 2nd order methods such as VarPro [27, 30].

3.1. pOSE

The pOSE framework [28] was introduced as an alternative to bundle adjustment which is much less dependent on the quality of the initial solution. It has been empirically demonstrated to converge to the right solution with high probability from random starting solutions. The main difference to regular bundle adjustment is that the nonlinear perspective error is replaced with the object space error. If m_{ij} is a 2D vector, representing the observed projection of the 3D point U_j in camera P_i then the reprojection error is

$$\left\| m_{ij} - \frac{P_i^{1:2} U_j}{P_i^3 U_j} \right\|^2, \quad (6)$$

where $P_i^{1:2}$ contains the first two rows of P_i and P_i^3 the third. The pOSE framework switches this term for

$$\ell_{ij}^{OSE}(P_i U_j) = \|m_{ij} P_i^3 U_j - P_i^{1:2} U_j\|^2. \quad (7)$$

The above term can be seen to measure a distance between the 3D line that projects to m_{ij} and the point $P_i U_j$. In contrast to (6) it is however homogeneous meaning that the trivially setting $P_i = 0$ and $U_j = 0$, which is not projectively meaningful, gives a zero penalty. For this reason, one adds weak terms that penalize solutions with projective depths being zero. In this work we use

$$\ell_{ij}^{aff}(P_i U_j) = \left(\frac{m_{ij}^T P_i^{1:2} U_j + P_i^3 U_j}{\|m_{ij}\|^2 + 1} - 1 \right)^2. \quad (8)$$

This term measures the distance between $P_i U_j$ and $(m_{ij}, 1)$ along the 3D line projecting to m_{ij} . It will favor solutions that have projective depth that is approximately 1, hence effectively preventing trivial solutions. The pOSE framework

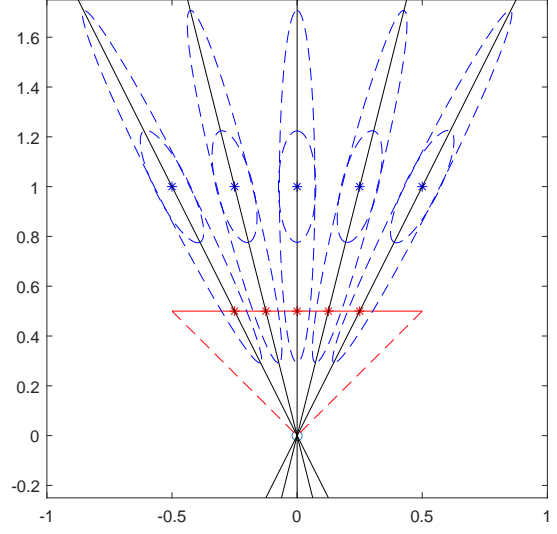


Figure 2. Levelsets for (a 2d version of) the pOSE objective for $\eta = 0.1$ and 0.01 for a five different projections.

minimizes the convex combination $\ell_{pOSE}(\{P_i\}, \{U_i\}) =$

$$\sum_{ij} (1 - \eta) \ell_{ij}^{OSE}(P_i U_j) + \eta \ell_{ij}^{aff}(P_i U_j), \quad (9)$$

where η is a parameter that is typically selected small to allow large variations in projective depth. Figure 2 shows examples of level sets of the pOSE errors for five different projections. Here $\eta = 0.1$ and 0.01 . Smaller values of η allow larger variations of the projective depth. The main benefit of using the pOSE framework is that the objective function is a bilinear least squares problem in the unknowns $\{P_i\}$, and $\{U_i\}$. Thus, unlike regular reprojection error, there is a closed form solution for the 3D points $\{U_i\}$ in terms of the camera parameters $\{P_i\}$. This allows the use of VarPro [30] which has been shown to greatly improve global convergence properties compared to methods such as Gauss-Newton or Levenberg-Marquardt [27].

3.2. pOSE with Rotation Averaging

Next we describe how we incorporate estimates of relative rotations in the pOSE framework. The relative rotation estimate \tilde{R}_{ij} between two cameras i and j are obtained by solving two-view relative pose. For ease of notation we will drop the indices i, j in this section. Since the two-view problem is invariant to a global similarity transformation [22] we can assume that the first camera is $[I \ 0]$ and the second is $[R \ t]$, with $R \in SO(3)$ and $\|t\|^2 = 1$. The objective thus depends on R, t and the parameters of the 3D points. We let v be a vector containing t and the parameters of all 3D points visible in the two cameras. Further, we let $r(R, v)$ be a vector containing all reprojection residuals

and write $\|r(R, v)\|^2$ for the sum-of-squared reprojection errors. Close to a local minimum (\tilde{R}, \tilde{v}) the function can be approximated by

$$\|\tilde{r} + J\xi + K\Delta v\|^2 = \|\tilde{r}\|^2 + \|J\xi + K\Delta v\|^2. \quad (10)$$

Here $\tilde{r} = r(\tilde{R}, \tilde{v})$ and J and K are Jacobians with respect to rotation parameters ξ and the remaining parameters v respectively. The equality above comes from the fact that at a local minimum the gradients, $J^T \tilde{r}$ and $K^T \tilde{r}$ with respect to ξ and Δv respectively, vanish. The vector ξ is 3D vector containing the angle-axis representation of a rotation that changes the locally optimal \tilde{R} according to $e^{[\xi]_{\times}} \tilde{R}$.

Since (10) is quadratic, minimizing with respect to the parameters in Δv gives $\Delta v = -K^\dagger J\xi$, which inserted into (10) gives

$$\|(I - KK^\dagger)J\xi\|^2 = \xi^T J^T (I - KK^\dagger) J \xi. \quad (11)$$

Since the above minimization determines the best camera position and 3D points for any choice of ξ the above expression can be seen to locally approximate the best sum-of-squares reprojection error that we can achieve for a given choice of rotation. In our formulation, we wish to avoid the non-linear terms involved when using direct rotation parametrization. Since we do not strictly enforce rotation constraints we need to "lift" (11) so that it can be applied to a general 3×3 matrix (or to its vectorization). For this purpose we choose 3 orthonormal 3×3 matrices $B_i = \frac{1}{\sqrt{2}}[e_i]_{\times}$, $i = 1, 2, 3$, where e_i is column i of the 3×3 identity matrix. We complement these to an orthonormal basis by selecting the 6 matrices B_i , $i = 4, \dots, 9$ to be symmetric and orthonormal. The matrices $V_i := \frac{1}{\sqrt{3}}B_i \tilde{R}$, $i = 1 \dots 9$ then also constitute an orthonormal basis of $\mathbb{R}^{3 \times 3}$ where the first three matrices span the tangent-space of the rotation manifold at \tilde{R} and the last 6 the normal space. We now introduce the orthogonal 9×9 matrix

$$V = [\text{vec}(V_1) \quad \dots \quad \text{vec}(V_9)]. \quad (12)$$

To 'lift' (11) we observe that a general matrix ΔR , can be written $\Delta R = (S + [\xi]_{\times})\tilde{R}$, for some symmetric S and angle-axis vector ξ . By construction, the first three elements of the vector $V^T \text{vec}(\Delta R)$ will contain $\sqrt{2}\xi$ while the last six contain the coefficients for writing S as a linear combination of the B_4, \dots, B_9 . Thus if we let A be a 9×9 matrix whose top left 3×3 block is $\frac{1}{2}J^T(I - KK^\dagger)J$ we obtain a matrix $W = VAV^T$ that fulfills

$$\text{vec}([\xi]_{\times} \tilde{R})^T W \text{vec}([\xi]_{\times} \tilde{R}) = \xi^T J^T (I - KK^\dagger) J \xi, \quad (13)$$

which means that the "lifted" penalty agrees with (11) for any matrix that is in the tangent plane. To encourage solutions on the rotation manifolds we also introduce a penalty for deviations in normal directions. This can be done in

many different ways. A simple way which we use is to let the lower right 6×6 block of A be an identity matrix. This penalizes deviations in the normal directions uniformly. Since $J^T(I - KK^\dagger)J$ is (symmetric and) positive semi-definite it is easy to see that so will $W = VAV^T$ be. Thus we can find its unique positive semi-definite square root \sqrt{W} (through for example eigendecomposition). Letting $\Delta R = R - \tilde{R}$ we arrive at a penalty of the form

$$\text{vec}(R - \tilde{R})^T W \text{vec}(R - \tilde{R}) = \|\sqrt{W} \text{vec}(R - \tilde{R})\|^2. \quad (14)$$

For each camera pair k, l (where two view relative pose problem is solvable) we obtain an estimate \tilde{R}_{kl} and a matrix $\sqrt{W_{kl}}$. Thus if $P_k = [R_k \quad t_k]$ and $P_l = [R_l \quad t_l]$ we penalize deviations of the relative camera rotation $R_k R_l^T$ from \tilde{R}_{kl} using (4). If $k = l$ we use $\tilde{R}_{kl} = \sqrt{W_{kl}} = I$. This gives the objective function

$$\sum_{k,l} (1 - \eta) \ell_{kl}^{OSE}(P_k U_l) + \eta \ell_{kl}^{aff}(P_k U_l) + \ell_{kl}^{rot}(R_k R_l^T). \quad (15)$$

We remark that we do not introduce any weighting for the last term. While in principle there is no problem doing this we find that since both terms approximately measure reprojection error weighting is not necessary.

4. Optimization Method

In this section we describe the method that we use to optimize (4). To simplify notation we define the block matrices

$$B = \begin{bmatrix} R_1 \\ R_2 \\ \vdots \end{bmatrix}, \quad t = \begin{bmatrix} t_1 \\ t_2 \\ \vdots \end{bmatrix} \quad \text{and} \quad C^T = [u_1 \quad u_2 \quad \dots]. \quad (16)$$

Here u_i are regular Cartesian 3D coordinates for point i . If $\mathbf{1}$ is a vector of ones then $X = BC^T + t\mathbf{1}^T$ is the block matrix that contain all the vectors $P_i U_j$. Similarly $Y = BB^T$ is the block matrix that contain all matrices $R_i R_i^T$. All terms of the objective function (15) are linear least squares terms in these matrices allowing us to write it as

$$\|\mathcal{L}_{rot}(Y) - b_{rot}\|^2 + \|\mathcal{L}_{pOSE}(X) - b_{pOSE}\|^2. \quad (17)$$

Since all the objectives are linear least squares problems in C and t it is possible to find optimal values for these in closed form for any given B . We denote these optimal value functions $C^*(B)$ and $t^*(B)$. Conceptually, the VarPro algorithm [30] inserts back into (17) giving an objective that only depends on B . The resulting optimization problem is then locally optimized. It can be shown [30] that this is the same as running Levenberg-Marquardt on the full problem, without any dampening on the C and t terms, with an extra (exact update) of C and t in each step. To describe the process we let $b = \text{vec}(B)$, $v = \begin{bmatrix} \text{vec}(C) \\ t \end{bmatrix}$ and $r(b, v)$ be

Algorithm 1: VarPro for solving (17).

Result: Optimal b, v
Choose initial \tilde{b} and \tilde{v} randomly;
Compute $error = \|r(\tilde{b}, \tilde{v})\|^2$;
while not converged do
 Compute \tilde{r} , J and K at (\tilde{b}, \tilde{v}) ;
 Set $\tilde{b} \leftarrow \tilde{b} + \argmin \|P(J\Delta b + \tilde{r})\|^2 + \lambda\|\Delta b\|^2$;
 Recompute \tilde{r} , K around (\tilde{b}, \tilde{v}) ;
 Set $\tilde{v} \leftarrow \tilde{v} - K^\dagger \tilde{r}$;
 if $error > \|r(\tilde{b}, \tilde{v})\|^2$ **then**
 Update $\tilde{b} \leftarrow \tilde{b}$, $\tilde{v} \leftarrow \tilde{v}$, and
 $error \leftarrow \|r(\tilde{b}, \tilde{v})\|^2$;
 $\lambda \leftarrow \lambda/1.25$;
 else
 $\lambda \leftarrow 10\lambda$;
 end
end

the vector of all residual errors so that the objective (17) can then be written $\|r(b, v)\|^2$. Locally around a point (\tilde{b}, \tilde{v}) the objective can be approximated by

$$\|r(b, v)\|^2 \approx \|J\Delta b + K\Delta v + \tilde{r}\|^2, \quad (18)$$

where J and K are Jacobians of $r(b, v)$ with respect to b and v respectively, and $\tilde{r} = r(\tilde{b}, \tilde{v})$. Minimizing with respect to Δv gives $\Delta v = -K^\dagger(J\Delta b + \tilde{r})$ which inserted into (18)

$$\|P(J\Delta b + \tilde{r})\|^2, \quad (19)$$

where P is the projection matrix $(I - KK^\dagger)$. VarPro solves this problem repeatedly with a dampening term $\lambda\|\Delta b\|^2$, and updates $\tilde{b} = \tilde{b} + \Delta b$. After each update of \tilde{b} an additional (exact) update of \tilde{v} is performed. We summarize the method in Algorithm 1¹.

5. Experiments

To evaluate the effects of incorporating rotation averaging in the pOSE framework we have test the pOSE model using the objective l_{pOSE} (9) and our proposed method incorporating rotation averaging by adding the l_{rot} penalty to l_{pOSE} , giving the objective (15).

For comparison we also test two modifications. The first one only adds a penalty $l_{diag} = \sum_i \|R_i R_i^T - I\|^2$, that measures the deviations from the orthogonal constraints, to the l_{pOSE} . The second one uses direct rotation parametrization, to strictly enforce rotation constraints, as described in 3.2 with the objective (15). It is only presented in combination with the pairwise camera term l_{rot} is because it gets stuck in local minima too frequently without it.

¹The code will be made publicly available from the first authors homepage.

5.1. Effects of different rotation constraints

In this section we evaluate the proposed methods robustness to local minima. For each of the four methods 100 different starting solutions were randomly drawn from a standard normal distribution and the resulting convergence points were evaluated after at most 200 iterations. Histograms of the objective values from these runs on different datasets of varying size can be found in Figure 3.

Our rotation averaging approach with pairwise camera penalties converges to the global minima with higher probability than the other methods. In particular we notice that the naive approaches of directly parameterizing with rotations and only penalizing deviations from orthogonality has a low success rate (SR)². These methods often converge to local minima very far from the optimum. During these experimental runs it was also noted that our rotation averaging optimization required far less iterations to reach its global minimum - around a third of the iterations needed for the pOSE model to converge³.

We conclude that optimization with the orthogonal constraint and direct parametrization has a very low success rate and tends to get stuck in local minima very far from the global optimum.

5.2. Near Metric Reconstructions

To evaluate how close to essential the fundamental matrices F_{kl} , corresponding to the cameras P_k and P_l , we use the normalized difference of its singular values $(\frac{\sigma_1 - \sigma_2}{\sigma_1 + \sigma_2})_{kl}$. The mean and the range (from smallest to largest), denoted $m(\frac{\sigma_1 - \sigma_2}{\sigma_1 + \sigma_2})$ and $r(\frac{\sigma_1 - \sigma_2}{\sigma_1 + \sigma_2})$ respectively, over all these fundamental matrix measures are used to determine how close to metric the solutions are. Here we only consider regular pOSE (9) and pOSE with relative rotation penalties (15). We remark that while the other two presented approaches provide metric or near metric solutions when successful, their success relies on a good starting solution and we therefore don't consider them further.

The quality of the projections is evaluated with the pseudo object space error l_{pOSE} since both methods include this error in their respective objectives. The results can be found in Table 5.2. As expected the formulation (15) which includes relative rotation penalties l_{rot} will generally produce higher pOSE errors l_{pOSE} than (9) which only minimizes the pOSE component l_{pOSE} .

Our proposed formulation (15) yields solutions that are

²Success rate is here the defined as the fraction of 100 runs that reached the minimum of the objective up to a tolerance of 10^{-5} .

³To reach the optimum with the Ahlstromer dataset, our model only needed on average 35 iterations (5 s), while the pOSE model required 137 iterations (17s). For Park Gate, 36 iterations (13 s) for our model vs. pOSE's 83 iterations (30 s); De guerre: 34 iterations (28 s) vs. 100 iterations (81 s); UWO: 35 iterations (72 s) vs. 155 iterations (306 s); and Togo: 36 iterations (5 s) vs. 93 iterations (11 s). One iteration of our and the pOSE formulation take roughly the same time.

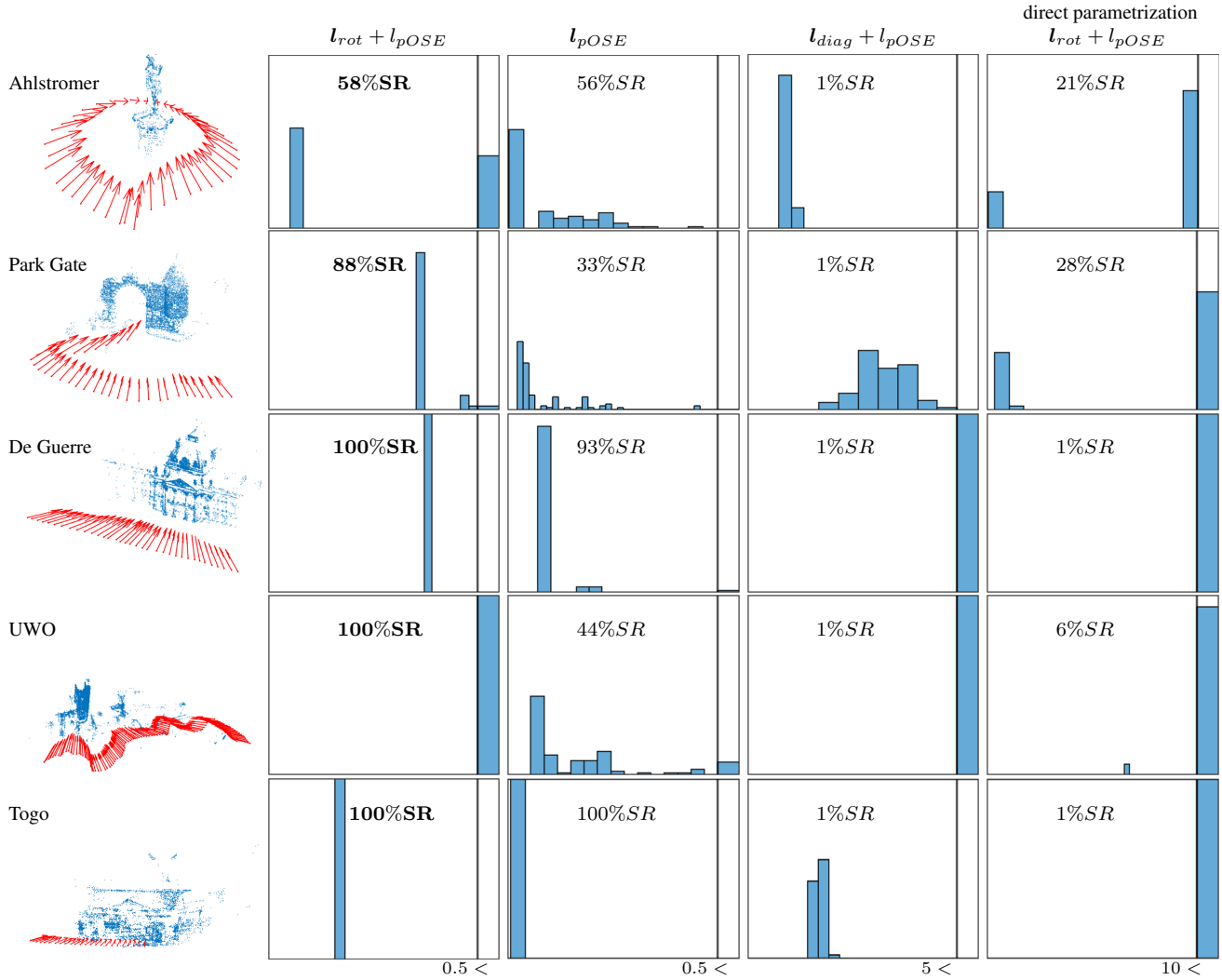


Figure 3. Histograms of local minima for the different methods and their corresponding objective functions to illustrate how often the global optimum is reached. Each row corresponds to the specified dataset whose 3D points and cameras are visualized to the left. All objective values larger than the specified value at the x-axis, marked with a vertical line, is stored in the bin to the right of that line.

closer to metric than those returned when only minimizing (9). In general the average and range of the fundamental matrix metrics increase with the size of the dataset, especially so when only optimizing the pOSE objective (9). See e.g. the dataset Urban where the normalized difference of the singular values range is almost 1. Thus while some fundamental matrices might be close to essential, at least one is very far from it.

When the rotation averaging is applied, all solutions are very close to upgradable, even for the largest datasets. For the smallest datasets with (25 to 35 cameras) the fundamental matrices measures are quite low also for (9) - only two to four times larger than those attained with our rotation averaging approach, but for larger datasets they become between 6 and over 50 times larger. Even for the midsize dataset Ahlstromer with 41 cameras the mean and range become over 20 and 15 times the size of the ones for the

estimates from our rotation averaging optimization.

6. Conclusions

In this paper we have presented an extension of the pOSE framework that provides near metric reconstructions. Our method combines pOSE with rotation averaging by incorporating relative rotation estimates into the objective function. Since the new error residuals are only invariant to similarity transformations the result is a visually accurate solution which does not need to be upgraded to conform to the real scene geometry.

Our experimental evaluation shows that simple modifications of the pOSE framework, such as parameterization with rotations and penalizing deviation from the orthogonal constraints, lead to formulations that easily get stuck in local minima. In contrast our approach leads to a well behaved formulation that converges to the right solution from




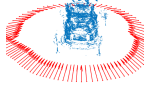








Dataset:		Objective	l_{pOSE}	$\left(\frac{\sigma_1 - \sigma_2}{\sigma_1 + \sigma_2}\right)$	$r\left(\frac{\sigma_1 - \sigma_2}{\sigma_1 + \sigma_2}\right)$
Sri Mariamman Cameras: 222 3D points: 40 658		(9) (15)	1.289 3.57	0.036 0.005	0.537 0.033
Urban II Cameras: 90 3D points: 22 205		(9) (15)	1.916 4.898	0.208 0.004	0.978 0.022
Court Yard Cameras: 241 3D points: 48 643		(9) (15)	1.074 6.025	0.073 0.005	0.483 0.0438
Nikolai I Cameras: 98 3D points: 37 739		(9) (15)	1.074 6.025	0.073 0.005	0.483 0.0438
Council Chamber Cameras: 176 3D points: 110 819		(9) (15)	3.235 8.268	0.057 0.006	0.491 0.029
LU Sphinx Cameras: 70 3D points: 13 566		(9) (15)	0.163 0.787	0.033 0.008	0.151 0.059
Kamakura Hachimangu Cameras: 99 3D points: 24 980		(9) (15)	0.131 3.283	0.005 0.003	0.027 0.009
Ahlstromer Cameras: 41 3D points: 2021		(9) (15)	0.003 0.0493	0.013 0.001	0.034 0.002
Park Gate Cameras: 34 3D points: 6 634		(9) (15)	0.0223 0.231	0.006 0.002	0.0.023 0.009
De Guerre Cameras: 35 3D points: 13 404		(9) (15)	0.072 0.362	0.01 0.004	0.04 0.012
UWO Cameras: 114 3D points: 10 261		(9) (15)	0.055 1.126	0.15 0.004	0.625 0.055
Togo Cameras: 25 3D points: 2 813		(9) (15)	0.007 0.138	0.008 0.002	0.02 0.005

Table 1. Method comparison with pOSE errors and upgradability measures for the optimal solutions.

random non-metric starting solutions with high probability.

References

- [1] Sameer Agarwal, Noah Snavely, Steven M. Seitz, and Richard Szeliski. Bundle adjustment in the large. In *Pro-*

- ceedings of the 11th European Conference on Computer Vision: Part II*, page 29–42, Berlin, Heidelberg, 2010. Springer-Verlag. 1
- [2] Sameer Agarwal, Yasutaka Furukawa, Noah Snavely, Ian Simon, Brian Curless, Steven M. Seitz, and Richard Szeliski. Building rome in a day. *Commun. ACM*, 54(10):105–112, 2011. 1
 - [3] Mica Arie-Nachimson, Shahar Z. Kovalsky, Ira Kemelmacher-Shlizerman, Amit Singer, and Ronen Basri. Global motion estimation from point matches. In *2012 Second International Conference on 3D Imaging, Modeling, Processing, Visualization & Transmission*, pages 81–88, 2012. 1
 - [4] Jesus Briales and Javier González-Jiménez. Cartan-sync: Fast and global se(d)-synchronization. *IEEE Robotics and Automation Letters*, PP:1–1, 2017. 1
 - [5] Martin Byröd and Kalle Åström. Conjugate gradient bundle adjustment. In *Proceedings of the 11th European Conference on Computer Vision: Part II*, page 114–127, Berlin, Heidelberg, 2010. Springer-Verlag. 1
 - [6] Luca Carlone, Roberto Tron, Kostas Daniilidis, and Frank Dellaert. Initialization techniques for 3d slam: A survey on rotation estimation and its use in pose graph optimization. *Proceedings - IEEE International Conference on Robotics and Automation*, 2015:4597–4604, 2015. 1
 - [7] A. Chatterjee and V. Govindu. Robust relative rotation averaging. *IEEE Transactions on Pattern Analysis and Machine Intelligence*, 40(4):958–972, 2017.
 - [8] Yu Chen, Ji Zhao, and Laurent Kneip. Hybrid rotation averaging: A fast and robust rotation averaging approach. In *Proceedings of the IEEE/CVF Conference on Computer Vision and Pattern Recognition (CVPR)*, pages 10358–10367, 2021. 1
 - [9] K. Cornelis, F. Verbiest, and L. Van Gool. Drift detection and removal for sequential structure from motion algorithms. *IEEE Transactions on Pattern Analysis and Machine Intelligence*, 26(10):1249–1259, 2004. 1
 - [10] Hainan Cui, Shuhan Shen, and Zhanyi Hu. Robust global translation averaging with feature tracks. In *2016 23rd International Conference on Pattern Recognition (ICPR)*, pages 3727–3732, 2016. 1
 - [11] Zhaopeng Cui and Ping Tan. Global structure-from-motion by similarity averaging. In *2015 IEEE International Conference on Computer Vision (ICCV)*, pages 864–872, 2015.
 - [12] Zhaopeng Cui, Nianjuan Jiang, Chengzhou Tang, and Ping Tan. Linear global translation estimation with feature tracks. In *BMVC*, pages 46.1–46.13. BMVA Press, 2015. 1
 - [13] Yuchao Dai, Jochen Trumpf, Hongdong Li, Nick Barnes, and Richard Hartley. Rotation averaging with application to camera-rig calibration. In *Computer Vision – ACCV 2009*, 2010. 1
 - [14] Frank Dellaert, David M. Rosen, Jing Wu, Robert E. Mahony, and Luca Carlone. Shonan rotation averaging: Global optimality by surfing $\text{so}(p)^n$. *CoRR*, abs/2008.02737, 2020. 1
 - [15] Chris Engels, Henrik Stewénius, and David Nistér. Bundle adjustment rules. 2006. 1
 - [16] Olof Enqvist, Fredrik Kahl, and Carl Olsson. Non-sequential structure from motion. In *2011 IEEE International Conference on Computer Vision Workshops (ICCV Workshops)*, pages 264–271, 2011. 1
 - [17] Anders Eriksson, Carl Olsson, Fredrik Kahl, and Tat-Jun Chin. Rotation averaging with the chordal distance: Global minimizers and strong duality. *IEEE Transactions on Pattern Analysis and Machine Intelligence*, 43(1):256–268, 2021. 1
 - [18] Olivier Faugeras. Stratification of three-dimensional vision: projective, affine, and metric representations. *Journal of the Optical Society of America A*, 12(3):465–484, 1995. 2
 - [19] Olivier Faugeras, Luc Robert, Stéphane Laveau, Gabriella Csurka, Cyril Zeller, Cyrille Gauclin, and Imad Zoghliami. 3-d reconstruction of urban scenes from image sequences. *Computer vision and image understanding*, 69(3):292–309, 1998. 2
 - [20] Johan Fredriksson and Carl Olsson. Simultaneous multiple rotation averaging using lagrangian duality. In *Computer Vision – ACCV 2012*, pages 245–258, Berlin, Heidelberg, 2012. Springer Berlin Heidelberg. 1
 - [21] A. Fusiello. Uncalibrated euclidean reconstruction: a review. *Image and Vision Computing*, 18(6):555–563, 2000. 2
 - [22] Richard Hartley and Andrew Zisserman. *Multiple View Geometry in Computer Vision*. Cambridge University Press, New York, NY, USA, 2 edition, 2003. 1, 2, 3, 4
 - [23] R.I. Hartley, E. Hayman, L. de Agapito, and I. Reid. Camera calibration and the search for infinity. In *Proceedings of the Seventh IEEE International Conference on Computer Vision*, pages 510–517 vol.1, 1999. 2
 - [24] Richard Hartley, Jochen Trumpf, Yuchao Dai, and Hongdong Li. Rotation averaging. *International Journal of Computer Vision*, 103(3):267 – 305, 2013. 1
 - [25] Richard I. Hartley and Peter Sturm. Triangulation. *Computer Vision and Image Understanding*, 68(2):146 – 157, 1997. 1
 - [26] Richard I. Hartley, Khurruam Aftab, and Jochen Trumpf. L1 rotation averaging using the weiszfeld algorithm. *CVPR 2011*, pages 3041–3048, 2011. 1
 - [27] Je Hyeong Hong and Andrew Fitzgibbon. Secrets of matrix factorization: Approximations, numerics, manifold optimization and random restarts. In *Int. Conf. on Computer Vision*, 2015. 4
 - [28] Je Hyeong Hong and Christopher Zach. pose: Pseudo object space error for initialization-free bundle adjustment. In *Proceedings of the IEEE Conference on Computer Vision and Pattern Recognition (CVPR)*, 2018. 1, 2, 4
 - [29] Je Hyeong Hong, Christopher Zach, Andrew W. Fitzgibbon, and Roberto Cipolla. Projective bundle adjustment from arbitrary initialization using the variable projection method. In *European Conf. on Computer Vision*, 2016. 1
 - [30] J. H. Hong, C. Zach, and A. Fitzgibbon. Revisiting the variable projection method for separable nonlinear least squares problems. In *2017 IEEE Conference on Computer Vision and Pattern Recognition (CVPR)*, pages 5939–5947, 2017. 2, 4, 5
 - [31] José Pedro Iglesias and Carl Olsson. Radial distortion invariant factorization for structure from motion. In *2021 IEEE/CVF International Conference on Computer Vision (ICCV)*, pages 5886–5895, 2021. 1

- [32] José Pedro Iglesias, Amanda Nilsson, and Carl Olsson. expose: Accurate initialization-free projective factorization using exponential regularization. In *Proceedings of the IEEE/CVF Conference on Computer Vision and Pattern Recognition (CVPR)*, pages 8959–8968, 2023. 1
- [33] Fredrik Kahl and Richard Hartley. Multiple-view geometry under the L_∞ -norm. *IEEE Transactions on Pattern Analysis and Machine Intelligence*, 30(9):1603–1617, 2008. 1
- [34] Yoni Kasten, Amnon Geifman, Meirav Galun, and Ronen Basri. Algebraic characterization of essential matrices and their averaging in multiview settings. In *Proceedings of the IEEE/CVF International Conference on Computer Vision (ICCV)*, 2019. 4
- [35] Ryan Kennedy, Kostas Daniilidis, Oleg Naroditsky, and Camillo J. Taylor. Identifying maximal rigid components in bearing-based localization. In *2012 IEEE/RSJ International Conference on Intelligent Robots and Systems*, pages 194–201, 2012. 1
- [36] Lalit Manam and Venu Madhav Govindu. Correspondence reweighted translation averaging. In *Computer Vision – ECCV 2022: 17th European Conference, Tel Aviv, Israel, October 23–27, 2022, Proceedings, Part XXXIII*, page 56–72, Berlin, Heidelberg, 2022. Springer-Verlag. 1
- [37] Daniel Martinec and Tomas Pajdla. Robust rotation and translation estimation in multiview reconstruction. In *2007 IEEE Conference on Computer Vision and Pattern Recognition*, pages 1–8, 2007. 1
- [38] Gabriel Moreira, Manuel Marques, and João Paulo Costeira. Rotation averaging in a split second: A primal-dual method and a closed-form for cycle graphs. In *Proceedings of the IEEE/CVF International Conference on Computer Vision (ICCV)*, pages 5452–5460, 2021. 1
- [39] Pierre Moulon, Pascal Monasse, and Renaud Marlet. Global Fusion of Relative Motions for Robust, Accurate and Scalable Structure from Motion. In *Proceedings of IEEE International Conference on Computer Vision*, page to appear, Sydney, Australia, 2013. 1
- [40] Behrooz Nasihatkon, Richard Hartley, and Jochen Trumpf. A generalized projective reconstruction theorem and depth constraints for projective factorization. *Int. J. Comput. Vision*, 115(2):87–114, 2015. 3
- [41] Kai Ni, Drew Steedly, and Frank Dellaert. Out-of-core bundle adjustment for large-scale 3d reconstruction. In *2007 IEEE 11th International Conference on Computer Vision*, pages 1–8, 2007. 1
- [42] David Nistér. An efficient solution to the five-point relative pose problem. *IEEE Transactions on Pattern Analysis and Machine Intelligence*, 26:756–770, 2004. 1
- [43] Carl Olsson and Olof Enqvist. Stable structure from motion for unordered image collections. In *Image Analysis*, pages 524–535, Berlin, Heidelberg, 2011. Springer Berlin Heidelberg. 1
- [44] Carl Olsson, Anders Eriksson, and Richard Hartley. Outlier removal using duality. In *2010 IEEE Computer Society Conference on Computer Vision and Pattern Recognition*, pages 1450–1457, 2010. 1
- [45] Linfei Pan, Dániel Baráth, Marc Pollefeys, and Johannes L. Schönberger. Global structure-from-motion revisited, 2024. 1
- [46] Alvaro Parra, Shin-Fang Chng, Tat-Jun Chin, Anders Eriksson, and Ian Reid. Rotation coordinate descent for fast globally optimal rotation averaging. In *Proceedings of the IEEE/CVF Conference on Computer Vision and Pattern Recognition (CVPR)*, pages 4298–4307, 2021. 1
- [47] Marc Pollefeys and Luc Van Gool. A stratified approach to metric self-calibration. In *Proceedings of IEEE computer society conference on computer vision and pattern recognition*, pages 407–412. IEEE, 1997. 2
- [48] M. Pollefeys, D. Nistér, J. M. Frahm, A. Akbarzadeh, P. Mordohai, B. Clipp, C. Engels, D. Gallup, S. J. Kim, P. Merrell, C. Salmi, S. Sinha, B. Talton, L. Wang, Q. Yang, H. Stewénius, R. Yang, G. Welch, and H. Towles. Detailed real-time urban 3d reconstruction from video. *Int. J. Comput. Vision*, 78(2–3):143–167, 2008. 1
- [49] David Rosen, Kevin Doherty, Antonio Espinoza, and John Leonard. Advances in inference and representation for simultaneous localization and mapping. *Annual Review of Control, Robotics, and Autonomous Systems*, 4, 2021. 1
- [50] Carsten Rother and Stefan Carlsson. Linear multi view reconstruction and camera recovery. pages 42–50 vol.1, 2001. 1
- [51] Carsten Rother and Stefan Carlsson. Linear multi view reconstruction with missing data. In *Proceedings of the 7th European Conference on Computer Vision-Part II*, page 309–324, Berlin, Heidelberg, 2002. Springer-Verlag. 1
- [52] Johannes Lutz Schönberger and Jan-Michael Frahm. Structure-from-motion revisited. In *Conference on Computer Vision and Pattern Recognition (CVPR)*, 2016. 1
- [53] Chitturi Sidhartha and Venu Madhav Govindu. It is all in the weights: Robust rotation averaging revisited. In *2021 International Conference on 3D Vision (3DV)*, pages 1134–1143, 2021. 1
- [54] A. Singer. Angular synchronization by eigenvectors and semidefinite programming. *Applied and Computational Harmonic Analysis*, 30(1):20–36, 2011. 1
- [55] Noah Snavely, Steven M. Seitz, and Richard Szeliski. Photo tourism: Exploring photo collections in 3d. In *SIGGRAPH Conference Proceedings*, pages 835–846, New York, NY, USA, 2006. ACM Press. 1
- [56] Bill Triggs, Philip F. McLauchlan, Richard I. Hartley, and Andrew W. Fitzgibbon. Bundle adjustment - a modern synthesis. In *Proceedings of the International Workshop on Vision Algorithms: Theory and Practice*, page 298–372, Berlin, Heidelberg, 1999. Springer-Verlag. 1
- [57] Lanhui Wang and Amit Singer. Exact and stable recovery of rotations for robust synchronization. *Information and Inference: A Journal of the IMA*, 2(2):145–193, 2013. 1
- [58] Simon Weber, Je Hyeong Hong, and Daniel Cremers. Power variable projection for initialization-free large-scale bundle adjustment. In *Computer Vision – ECCV 2024: 18th European Conference, Milan, Italy, September 29–October 4, 2024, Proceedings, Part XIII*, page 111–126, Berlin, Heidelberg, 2024. Springer-Verlag. 2

- [59] Kyle Wilson and David Bindel. On the distribution of minima in intrinsic-metric rotation averaging. In *2020 IEEE/CVF Conference on Computer Vision and Pattern Recognition (CVPR)*, pages 6030–6038, 2020. [1](#)
- [60] Kyle Wilson, David Bindel, and Noah Snavely. When is rotations averaging hard? In *Proceedings of ECCV 2016*, 2016. [1](#)
- [61] Ganlin Zhang, Viktor Larsson, and Daniel Barath. Revisiting rotation averaging: Uncertainties and robust losses. In *Proceedings - 2023 IEEE/CVF Conference on Computer Vision and Pattern Recognition, CVPR 2023*, pages 17215–17224, United States, 2023. IEEE Computer Society. 2023 IEEE/CVF Conference on Computer Vision and Pattern Recognition, CVPR 2023 ; Conference date: 18-06-2023 Through 22-06-2023. [1](#)
- [62] Qianggong Zhang, Tat-Jun Chin, and Huu Minh Le. A fast resection-intersection method for the known rotation problem. In *2018 IEEE/CVF Conference on Computer Vision and Pattern Recognition*, pages 3012–3021, 2018. [1](#)