
Dynamic Similarity Graph Construction with Kernel Density Estimation

Steinar Laenen¹ Peter Macgregor² He Sun¹

Abstract

In the kernel density estimation (KDE) problem, we are given a set X of data points in \mathbb{R}^d , a kernel function $k : \mathbb{R}^d \times \mathbb{R}^d \rightarrow \mathbb{R}$, and a query point $\mathbf{q} \in \mathbb{R}^d$, and the objective is to quickly output an estimate of $\sum_{\mathbf{x} \in X} k(\mathbf{q}, \mathbf{x})$. In this paper, we consider KDE in the dynamic setting, and introduce a data structure that efficiently maintains the *estimates* for a set of query points as data points are added to X over time. Based on this, we design a dynamic data structure that maintains a sparse approximation of the fully connected similarity graph on X , and develop a fast dynamic spectral clustering algorithm. We further evaluate the effectiveness of our algorithms on both synthetic and real-world datasets.

1. Introduction

Given a set $X = \{\mathbf{x}_1, \dots, \mathbf{x}_n\}$ of data points, a set $Q = \{\mathbf{q}_1, \dots, \mathbf{q}_m\}$ of query points, and a kernel function $k : \mathbb{R}^d \times \mathbb{R}^d \rightarrow \mathbb{R}_{\geq 0}$, the KDE problem is to quickly approximate $\mu_{\mathbf{q}} \triangleq \sum_{\mathbf{x}_i \in X} k(\mathbf{q}, \mathbf{x}_i)$ for every $\mathbf{q} \in Q$. As a basic question in computer science, this problem has been actively studied since the 1990s (Greengard & Strain, 1991) and has comprehensive applications in machine learning and statistics (Bakshi et al., 2023; Genovese et al., 2014; Scholkopf & Smola, 2018; Schubert et al., 2014).

In this paper we first study the KDE problem in the dynamic setting, where both the sets of data and query points change over time. The objective is to dynamically update all the KDE estimates $\mu_{\mathbf{q}}$ for every $\mathbf{q} \in Q$ as data points are added to X . Building on the framework for static KDE developed by Charikar et al. (2020), our algorithm processes: (i) insertions and deletions of query points, and (ii) insertions of

data points in $\varepsilon^{-2} \cdot n^{0.25+o(1)}$ time for the Gaussian kernel¹. In particular, our algorithm maintains $(1 \pm \varepsilon)$ -approximate estimates of the kernel densities for *every* query point $\mathbf{q} \in Q$ throughout the sequence of data point insertions; see Theorem 3.1 for the formal statement. Although it is known that KDE *estimators* can be maintained dynamically (Liang et al., 2022), to the best of our knowledge, this represents the first dynamic algorithm for the KDE problem that efficiently maintains query *estimates* under data point insertions.

Among its many applications, an efficient algorithm for the KDE problem on $X = Q \subset \mathbb{R}^d$ can be used to speed up the construction of a similarity graph for X , which is a key component used in many graph-based clustering algorithms (e.g., spectral clustering). These clustering algorithms usually have superior performance over traditional geometric clustering techniques (e.g., k -means) (Ng et al., 2001; von Luxburg, 2007), but in general lack a dynamic implementation. Our second contribution addresses this challenge, and designs a dynamic algorithm that maintains a similarity graph for the dataset X with expected amortised update time $n^{0.25+o(1)}$ when new data points are added; see Theorem 4.1 for the formal statement. Our algorithm guarantees that, when the set X_t of data points at any time t has a cluster structure, our dynamically maintained graph will have the same cluster structure as the fully connected graph on X_t ; hence a downstream graph clustering algorithm will perform well.

Our algorithms are experimentally compared against several baseline algorithms on 8 datasets, and these experiments confirm the sub-linear update time proven in theory. These experiments further demonstrate that

- our dynamic KDE algorithm scales better to large datasets than several baselines, including the fast static KDE algorithm in (Charikar et al., 2020), and
- our dynamic similarity graph construction algorithm runs faster than the fully-connected and k -nearest neighbour similarity graph baselines, and produces comparable clustering results when applying spectral clustering.

¹Our algorithm generalises to arbitrary kernel functions, with different powers of n in the update time.

¹University of Edinburgh, United Kingdom ²University of St Andrews, United Kingdom. Correspondence to: He Sun <h.sun@ed.ac.uk>.

Related Work. Efficient algorithms for the kernel density estimation problem in low dimensions have been known for over two decades (Gray & Moore, 2003; Greengard & Strain, 1991; Yang et al., 2003). For the regime of $d = \Omega(\log n)$, there has been some recent progress to develop sub-linear query time algorithms (Charikar et al., 2020; Charikar & Siminelakis, 2017; 2019) based on locality-sensitive hashing (Andoni & Indyk, 2008; Datar et al., 2004) and importance sampling using algorithms for computing approximate nearest neighbours (Backurs et al., 2018; Karppa et al., 2022). Many sampling based methods incur a factor of ε^{-2} in their complexity due to concentration bounds like Chebyshev’s inequality, which is costly for high accuracy (small ε). Techniques based on discrepancy theory and coresets have been developed to mitigate this, achieving ε^{-1} dependence (Phillips & Tai, 2020; Charikar et al., 2024). There has also been recent work studying the approximation of kernel similarity graphs in the static setting (Macgregor & Sun, 2023; Quanrud, 2021).

Dynamic kernel density estimation has been studied in some restricted settings. Huang et al. (2024) give a dynamic variant of the fast Gauss transform (Greengard & Strain, 1991) for low-dimensional data. Given an initial dataset X , Liang et al. (2022) give an efficient algorithm for maintaining a KDE estimator in which some data point \mathbf{x}_i is replaced with a new point \mathbf{z} . In the same setting, Deng et al. (2022) present a dynamic data structure that maintains a spectral sparsifier of the kernel similarity graph for smooth kernels.

Our work also relates to a number of works on incremental spectral clustering (Dhanjal et al., 2014; Kłopotek et al., 2024; Laenen & Sun, 2024; Martin et al., 2018; Ning et al., 2007; Sun et al., 2020; Zhou et al., 2019). However, these works usually assume a fixed vertex set (Dhanjal et al., 2014; Martin et al., 2018; Ning et al., 2007), are limited to only handling single edge updates (Laenen & Sun, 2024), or do not have theoretical guarantees on their algorithm performance (Kłopotek et al., 2024; Sun et al., 2020; Zhou et al., 2019).

2. Preliminaries

This section lists several facts we use in the analysis, and is organised as follows: Section 2.1 gives a brief introduction to locality sensitive hashing, which we apply in Section 2.2 to discuss fast algorithms for Kernel Density Estimation. We informally define an approximate similarity graph in Section 2.3.

2.1. Locality Sensitive Hashing

Given data $\mathbf{x}_1, \dots, \mathbf{x}_n \in \mathbb{R}^d$, the goal of Euclidean locality sensitive hashing (LSH) is to preprocess the data in a way such that, given a query point $\mathbf{y} \in \mathbb{R}^d$, we are able to quickly

recover the data points close to \mathbf{y} . Informally speaking, a family \mathcal{H} of hash functions $H : \mathbb{R}^d \rightarrow \mathbb{Z}$ is *locality sensitive* if there are values $r \in \mathbb{R}$, $c > 1$, and $p_1 > p_2$, such that it holds for H drawn at random from \mathcal{H} that $\mathbb{P}[H(\mathbf{u}) = H(\mathbf{v})] \geq p_1$ when $\|\mathbf{u} - \mathbf{v}\| \leq r$, and $\mathbb{P}[H(\mathbf{u}) = H(\mathbf{v})] \leq p_2$ when $\|\mathbf{u} - \mathbf{v}\| \geq c \cdot r$. That is, the collision probability of close points is higher than that of far points. Datar et al. (2004) propose a locality sensitive hash family based on random projections, and their technique is further analysed by Andoni & Indyk (2008):

Lemma 2.1 ((Andoni & Indyk, 2008)). *Let \mathbf{p} and \mathbf{q} be any pair of points in \mathbb{R}^d . Then, for any fixed $r > 0$, there exists a hash family \mathcal{H} such that, if*

$$p_{\text{near}} \triangleq p_1(r) \triangleq \mathbb{P}_{H \sim \mathcal{H}}[H(\mathbf{p}) = H(\mathbf{q}) \mid \|\mathbf{p} - \mathbf{q}\| \leq r]$$

and

$$p_{\text{far}} \triangleq p_2(r, c) \triangleq \mathbb{P}_{H \sim \mathcal{H}}[H(\mathbf{p}) = H(\mathbf{q}) \mid \|\mathbf{p} - \mathbf{q}\| \geq cr]$$

for any $c \geq 1$, then

$$\rho \triangleq \frac{\log 1/p_{\text{near}}}{\log 1/p_{\text{far}}} \leq \frac{1}{c^2} + O\left(\frac{\log t}{t^{1/2}}\right),$$

for some t , where $p_{\text{near}} \geq e^{-O(\sqrt{t})}$ and each evaluation takes $dt^{O(t)}$ time.

We follow Charikar et al. (2020) and use $t = \log^{2/3} n$, which results in $n^{o(1)}$ evaluation time and $\rho = \frac{1}{c^2} + o(1)$. In this case, if $c = O\left(\log^{1/7} n\right)$, then $\rho^{-1} = c^2(1 - \beta)$, for $\beta = o(1)$.

Definition 2.2 (bucket). *For any hash function $H : \mathbb{R}^d \rightarrow \mathbb{Z}$ and $\mathbf{x} \in \mathbb{R}^d$, let $B_H(\mathbf{x})$ be the set defined by $B_H(\mathbf{x}) \triangleq \{\mathbf{x}' \mid H(\mathbf{x}) = H(\mathbf{x}')\}$; we call $B_H(\mathbf{x})$ a bucket.*

2.2. Kernel Density Estimation

Given a set $X = \{\mathbf{x}_1, \dots, \mathbf{x}_n\}$ of data points, a set $Q = \{\mathbf{q}_1, \dots, \mathbf{q}_m\}$ of query points, and a kernel function $k : \mathbb{R}^d \times \mathbb{R}^d \rightarrow \mathbb{R}_{\geq 0}$, the KDE problem is to compute $\mu_{\mathbf{q}} \triangleq k(\mathbf{q}, X) \triangleq \sum_{\mathbf{x}_i \in X} k(\mathbf{q}, \mathbf{x}_i)$ for every $\mathbf{q} \in Q$. We assume that² $1 \leq \mu_{\mathbf{q}} \leq n$. While a direct computation of the m values for every $\mathbf{q} \in Q$ requires mnd operations, there are a number of works that develop faster algorithms for approximating these m quantities.

Our designed algorithms are based on the work of Charikar, Kapralov, Nouri, and Siminelakis (Charikar et al., 2020). We refer to their algorithm as CKNS, and provide a brief overview. At a high level, the CKNS algorithm is based on importance sampling and, for any query point \mathbf{q} , their

²We make this assumption simply for the ease of our presentation, and setting $\mu_{\mathbf{q}} \geq \zeta$ for any constant ζ instead will not influence the asymptotic results of our work.

objective is to sample a data point $\mathbf{x}_i \in X$ with probability approximately proportional to $k(\mathbf{q}, \mathbf{x}_i)$. To achieve this, they introduce the notion of *geometric weight levels* $\{L_j^{\mathbf{q}}\}_j$ defined as follows:

Definition 2.3 ((Charikar et al., 2020)). *For any query point \mathbf{q} , let $J_{\mu_{\mathbf{q}}} \triangleq \lceil \log \frac{2n}{\mu_{\mathbf{q}}} \rceil$, and for $j \in [J_{\mu_{\mathbf{q}}}]$, let $L_j^{\mathbf{q}} \triangleq \{\mathbf{x}_i \in X : k(\mathbf{q}, \mathbf{x}_i) \in (2^{-j}, 2^{-j+1}]\}$. We define the corresponding distance levels as*

$$r_j = \max_{\substack{\mathbf{x}, \mathbf{x}' : \\ k(\mathbf{x}, \mathbf{x}') \in (2^{-j}, 2^{-j+1}]}} \|\mathbf{x} - \mathbf{x}'\|$$

for any $j \in [J_{\mu_{\mathbf{q}}}]$, and define

$$L_{J_{\mu_{\mathbf{q}}}+1}^{\mathbf{q}} \triangleq X \setminus \left(\bigcup_{j \in [J_{\mu_{\mathbf{q}}}] } L_j^{\mathbf{q}} \right).$$

These $L_j^{\mathbf{q}}$'s for any query point \mathbf{q} partition the data points into groups based on the kernel distances $k(\mathbf{q}, \mathbf{x}_i)$, progressing geometrically away from \mathbf{q} . Their key insight is that the number of data points in each level $L_j^{\mathbf{q}}$ is bounded:

Lemma 2.4 ((Charikar et al., 2020)). *It holds for any query point \mathbf{q} and $j \in [J_{\mu_{\mathbf{q}}}]$ that $|L_j^{\mathbf{q}}| \leq 2^j \cdot \mu_{\mathbf{q}}$.*

Hence, one can sub-sample the data points with probability $1/(2^j \cdot \mu_{\mathbf{q}})$ for every $j \in [J_{\mu_{\mathbf{q}}}]$, and the sampled data points are stored in hash buckets using LSH. This data structure will allow for fast and good estimation of $\mu_{\mathbf{q}}$ for any query point \mathbf{q} . We further follow Charikar et al. (2020), and introduce the cost of a kernel k .

Lemma 2.5 ((Charikar et al., 2020)). *Assume that kernel k induces weight level sets $L_j^{\mathbf{q}}$'s and corresponding distance levels r_j 's. Also, for any query \mathbf{q} , integer $i \in [J_{\mu_{\mathbf{q}}} + 1]$, and $j \in [J_{\mu_{\mathbf{q}}}]$ satisfying $i > j$, let $\mathbf{p} \in L_j^{\mathbf{q}}$ and $\mathbf{p}' \in L_i^{\mathbf{q}}$. Assuming that \mathcal{H} is an Andoni-Indyk LSH family designed for near distance r_j (see Lemma 2.1), the following holds for any integer $k \geq 1$:*

1. $\mathbb{P}_{H^* \sim \mathcal{H}^k} [H^*(\mathbf{p}) = H^*(\mathbf{q})] \geq p_{\text{near},j}^k$,
2. $\mathbb{P}_{H^* \sim \mathcal{H}^k} [H^*(\mathbf{p}') = H^*(\mathbf{q})] \leq p_{\text{near},j}^{kc^2(1-\beta)}$,

where $c \triangleq c_{i,j} \triangleq \min \left\{ \frac{r_{i-1}}{r_j}, \log^{1/7} n \right\}$, $p_{\text{near},j} \triangleq p_1(r_j)$, and $\beta = o(1)$ from Lemma 2.1.

Definition 2.6 (Cost of a Kernel). *Suppose that a kernel k induces distance levels r_j 's based on the kernel value $\mu_{\mathbf{q}}$ (see Definition 2.3). For any $j \in [J_{\mu_{\mathbf{q}}}]$ we define the cost of kernel k for weight level $L_j^{\mathbf{q}}$ as*

$$\text{cost}_{\mu_{\mathbf{q}}}(k, j) \triangleq \exp_2 \left(\max_{i=j+1, \dots, J_{\mu_{\mathbf{q}}}+1} \left[\frac{i-j}{c_{i,j}^2(1-\beta)} \right] \right),$$

where $c_{i,j} \triangleq \min \left\{ \frac{r_{i-1}}{r_j}, \log^{1/7} n \right\}$ and $\beta = o(1)$ from Lemma 2.1. We define the general cost of a kernel k as $\text{cost}(k) \triangleq \max_{\mu_{\mathbf{q}}, j \in [J_{\mu_{\mathbf{q}}}] } \text{cost}_{\mu_{\mathbf{q}}}(k, j)$. For any $j \in [J_{\mu_{\mathbf{q}}}]$ we further define

$$k_j \triangleq -\frac{1}{\log p_{\text{near},j}} \cdot \max_{i=j+1, \dots, J_{\mu_{\mathbf{q}}}+1} \left[\frac{i-j}{c_{i,j}^2(1-\beta)} \right]. \quad (2.1)$$

By the assumption that $1 \leq \mu_{\mathbf{q}} \leq n$, the cost of some popular kernels such as the Gaussian kernel k_g , the t -student kernel k_t , and the exponential kernel k_e are $\text{cost}(k_g) = n^{(1+o(1))\frac{1}{4}}$, $\text{cost}(k_t) = n^{o(1)}$, and $\text{cost}(k_e) = n^{(1+o(1))\frac{4}{27}}$, respectively (Charikar et al., 2020).

2.3. Approximate Similarity Graphs

Constructing a similarity graph from a set of data points is the first step of most modern clustering algorithms. For any set $X = \{\mathbf{x}_1, \dots, \mathbf{x}_n\}$ of data points in \mathbb{R}^d and kernel function $k : \mathbb{R}^d \times \mathbb{R}^d \rightarrow \mathbb{R}_{\geq 0}$, a similarity graph $F = (V, E, w)$ from X can be constructed as follows: each $\mathbf{x}_i \in X$ is a vertex in F , and every pair of vertices \mathbf{x}_i and \mathbf{x}_j is connected by an edge with weight $w(\mathbf{x}_i, \mathbf{x}_j) = k(\mathbf{x}_i, \mathbf{x}_j)$. While this graph F has $\Theta(n^2)$ edges by definition, we can construct in $\tilde{O}(n)$ time a sparse graph G with $\tilde{O}(n)$ edges such that (i) every cluster in F has low conductance in G , and (ii) the eigenvalue gaps of the normalised Laplacian matrices of F and G are approximately the same (Macgregor & Sun, 2023); these two conditions ensure that a typical clustering algorithm on F and G returns approximately the same result. We call such a sparse graph G an *approximate similarity graph*, and refer the reader to Section A in the appendix for its formal definition.

2.4. Convention & Assumption

For ease of presentation, for any set $X \subset \mathbb{R}^d$ and $\mathbf{z} \in \mathbb{R}^d$, we always use $X \cup \mathbf{z}$ and $X \setminus \mathbf{z}$ to represent $X \cup \{\mathbf{z}\}$ and $X \setminus \{\mathbf{z}\}$. For a similarity graph F constructed for any set $X = \{\mathbf{x}_1, \dots, \mathbf{x}_n\} \subset \mathbb{R}^d$, we use \mathbf{x}_i to represent both the point in \mathbb{R}^d and the corresponding vertex in F , as long as the underlying meaning of \mathbf{x}_i is clear from context. We use $(\mathbf{x}_i, \mathbf{x}_j)$ to represent an edge with \mathbf{x}_i and \mathbf{x}_j as the endpoints, and we only consider undirected graphs. We use $\tilde{O}(n)$ to represent $O(n \cdot \log^c n)$ for some constant c . The log operator takes the base 2.

Assumption 2.1. *Let $n_1 = |X|$ denote the number of data points at initialisation. We assume that, if $X_t \subset \mathbb{R}^d$ represents the set of data points after t updates, then $|X_t| \leq n_1^\gamma$ for constant $\gamma > 0$. Moreover, based on the JL Lemma (Johnson, 1984), we always assume that $d = O(\log |X_t|)$, and hence our work ignores the dependency on d in the algorithms' runtime.*

3. Dynamic Kernel Density Estimation

In this section we design a data structure to dynamically maintain KDE estimates as new data and query points are added or removed over time. Our data structure supports $\text{INITIALISE}(X, Q, \varepsilon)$, which creates a hash data structure for the KDE estimates based on X , and supports operations for dynamically maintaining the data and query point sets as well as the corresponding estimates. Our key technical contribution is the design of a *query hash* data structure, in which we carefully store relevant hash values for query points, enabling efficient updates to query estimates as data points are added. The main components used in updating the data structure and their performance are as follows:

Theorem 3.1 (Main Result 1). *Let k be a kernel function with $\text{cost}(k)$ as defined in Definition 2.6, and $X \subset \mathbb{R}^d$ a set of n data points updated through data point insertions. Assuming $Q = \emptyset$ initially³, the performance of the procedures in Algorithm 1 is as follows:*

- **Initialisation:** $\text{INITIALISE}(X, \emptyset, \varepsilon)$ creates a hash data structure for the KDE, and runs in time $\varepsilon^{-2} \cdot n_1^{1+o(1)} \cdot \text{cost}(k)$, where n_1 is the number of data points at initialisation.
- **Query Point Updates:** For every query point insertion $Q \leftarrow Q \cup \mathbf{q}$ and deletion $Q \leftarrow Q \setminus \mathbf{q}$, $\text{ADDQUERYPOINT}(\mathbf{q})$ and $\text{DELETEQUERYPOINT}(\mathbf{q})$ update the corresponding sets and data structures. Moreover, $\text{ADDQUERYPOINT}(\mathbf{q})$ returns $\hat{\mu}_{\mathbf{q}}$ that achieves a $(1 \pm \varepsilon)$ -multiplicative factor approximation of $\mu_{\mathbf{q}}$ with high probability.
- **Data Point Updates:** For every data point insertion $X \leftarrow X \cup \mathbf{z}$, $\text{ADDDATAPOINT}(\mathbf{z})$ updates the corresponding sets and data structures, and returns the updated estimates $\hat{\mu}_{\mathbf{q}}$ that achieve $(1 \pm \varepsilon)$ -multiplicative factor approximations of $\mu_{\mathbf{q}}$ for every maintained query point $\mathbf{q} \in Q$.

With high probability, the amortised running time for each update procedure is $\varepsilon^{-2} \cdot n^{o(1)} \cdot \text{cost}(k)$, where $n = |X|$ is the current number of data points.

To examine the significance of Theorem 3.1, notice that the amortised update time $\varepsilon^{-2} \cdot n^{o(1)} \cdot \text{cost}(k)$ for the data point insertions is *independent* of the number of query points $|Q|$. This makes our algorithm significantly more efficient than re-estimating the query points after every update. While

³When $Q \neq \emptyset$ with $|Q| \triangleq m_1$, we have an additional additive factor of $m_1 \cdot \varepsilon^{-2} \cdot n_1^{o(1)} \cdot \text{cost}(k)$ and $m_1 \cdot \varepsilon^{-2} \cdot n^{o(1)} \cdot \text{cost}(k)$ in the running time of the initialisation and data point update steps respectively.

previous work (Liang et al., 2022) has shown that the CKNS KDE estimator can be extended to the dynamic setting, our result shows that the *estimates* of a set of query points can be efficiently updated.

3.1. Analysis for the Initialisation

The initialisation step prepares all the data structures used for subsequent data and query point updates. The main component used in $\text{INITIALISE}(X, Q, \varepsilon)$ is the $\text{PREPROCESS}(X, \varepsilon)$ procedure, which preprocesses the data points in X to ensure that the value $\mu_{\mathbf{q}}$ for any query point \mathbf{q} can be fast approximated. To achieve this, $\text{PREPROCESS}(X, \varepsilon)$ defines

$$M \triangleq \{2^k \mid k \in \mathbb{Z}, 0 \leq k \leq \log(2n_1)\},$$

and indexes every $\mu_i \in M$ such that $\mu_0 \leq \dots \leq \mu_{\log(2n_1)}$; note that $\mu_i = 2^i$. Then for $\mu_i \in M$ and $j \in [\log(2 \cdot n_1 / \mu_i)]$ it samples every data point in X with probability $\min\{1/(2^{j+1}\mu_i), 1\}$, and employs a hash function $H_{\mu_i, a, j, \ell}$ chosen uniformly at random from \mathcal{H}^{k_j} with $k_j = \tilde{O}(1)$ (cf. Lemma 2.5) to add every sampled $\mathbf{x} \in X$ to the buckets $\{B_{H_{\mu_i, a, j, \ell}}(\mathbf{x})\}_{\mu_i, a, j, \ell}$ indexed by all the possible $a \in [K_1]$ with $K_1 = O(\log n_1 \cdot \varepsilon^{-2})$, and $\ell \in [K_2]$ with $K_2 = O(\log(n_1) \cdot \text{cost}(k))$. In addition, $\text{PREPROCESS}(X, \varepsilon)$ samples every data point in X with probability $1/(2n_1)$ for all the possible values of μ_i and a , and adds the sampled points to set $\{\tilde{X}_{\mu_i, a}\}_{\mu_i, a}$. We remark that our described $\text{PREPROCESS}(X, \varepsilon)$ is almost the same as the one presented in Charikar et al. (2020) and, although this data structure is sufficient to quickly output KDE estimates, we need to store additional *query-hash* buckets to update estimates when new data points arrive.

3.2. Analysis for Updates

When a new query point \mathbf{q} arrives, $\text{ADDQUERYPOINT}(\mathbf{q})$ performs the following operations:

1. It computes the KDE estimate $\hat{\mu}_{\mathbf{q}}$ of $\mu_{\mathbf{q}}$ using the hash-based data structure from $\text{INITIALISE}(X, Q, \varepsilon)$.
2. It adds \mathbf{q} to the sets Q_{μ_i} for every $\mu_i \in M$ that satisfies $\hat{\mu}_{\mathbf{q}} \leq \mu_i$, and adds \mathbf{q} to the buckets $B_{H_{\mu_i, a, j, \ell}}^*(\mathbf{q})$ for $a \in [K_1]$, $j \in [J_{\mu_i}]$ and $\ell \in [K_2]$, which we call the *query-hash*.

When a new data point \mathbf{z} arrives, we invoke the $\text{ADDDATAPOINT}(\mathbf{z})$ procedure. This procedure is our main technical contribution to enable dynamic updates of query estimates within the framework of Charikar et al. (2020), and works as follows: $\text{ADDDATAPOINT}(\mathbf{z})$ checks whether the number of data points has doubled since the last construction (or reconstruction) of the data structure, and re-

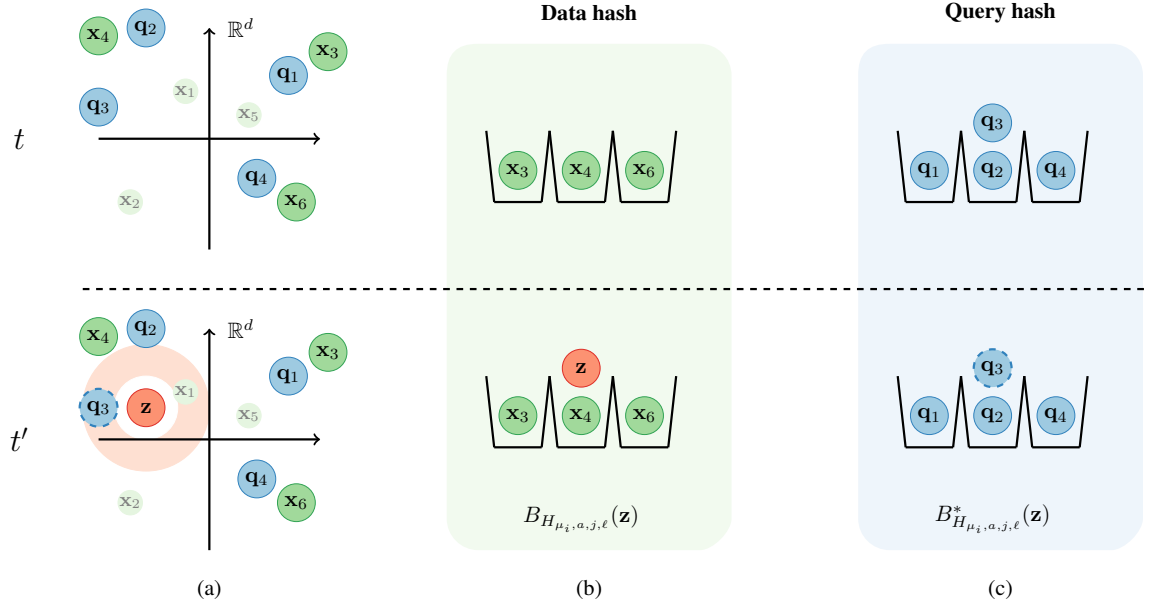


Figure 1: Illustration of $\text{ADDDATAPOINT}(\mathbf{z})$ for a single iteration $\mu_i \in M$, $a \in K_1$, $j \in [J_{\mu_i}]$, and $\ell \in [K_2]$. The first row illustrates (a) the subsampled data points $Z \triangleq \{\mathbf{x}_3, \mathbf{x}_4, \mathbf{x}_6\}$ and query points $Q_{\mu_i} \triangleq \{\mathbf{q}_i\}_{i=1}^4$, (b) the bucketing of Z by the hash function $H_{\mu_i, a, j, \ell}$, as well as (c) the bucketing of Q by the same hash function. The second row illustrates (a) the relative location of a new arriving data point $\mathbf{z} \in \mathbb{R}^d$, with shaded red region indicating L_j^z , (b) \mathbf{z} 's inclusion in the bucket $B_{H_{\mu_i, a, j, \ell}}(\mathbf{z})$, as well as (c) the recovery of $\mathbf{q}_3 \in B_{H_{\mu_i, a, j, \ell}}^*(\mathbf{z})$ because $\mathbf{z} \in L_j^{\mathbf{q}_3}$.

initialises the data structure if it is the case. Otherwise, $\text{ADDDATAPOINT}(\mathbf{z})$ performs the following operations:

1. It samples \mathbf{z} with probability $\min\{1/(2^{j+1}\mu_i), 1\}$ for all possible $\mu_i \in M$, and adds the sampled \mathbf{z} to the buckets $B_{H_{\mu_i, a, j, \ell}}(\mathbf{z})$ for all $a \in K_1$, $j \in [J_{\mu_i}]$, and $\ell \in [K_2]$; it also samples \mathbf{z} with probability $1/(2n_1)$ for all the possible values of μ_i and a , and adds the sampled point to the set $\{\tilde{X}_{\mu_i, a}\}_{\mu_i, a}$. Notice that the way that \mathbf{z} is added in the buckets is exactly the same as the one when executing $\text{INITIALISE}(X \cup \mathbf{z}, Q, \varepsilon)$, and hence $\text{ADDDATAPOINT}(\mathbf{z})$ correctly updates all the buckets. This bucket-updating procedure is similar to Liang et al. (2022), though in their dynamic setting a newly arriving point replaces an existing one; here, we add the new point instead.
2. If \mathbf{z} is sampled, $\text{ADDDATAPOINT}(\mathbf{z})$ recovers all the points $\mathbf{q} \in B_{H_{\mu_i, a, j, \ell}}^*(\mathbf{z})$ in the query hash that satisfies $\mathbf{q} \in Q_{\mu_i} \setminus \left(\bigcup_{j' < j} Q_{\mu_{j'}}\right)$ and $\mathbf{z} \in L_j^{\mathbf{q}}$. Every such \mathbf{q} is exactly the point whose KDE estimate $\hat{\mu}_{\mathbf{q}}$ would have included \mathbf{z} if $\text{ADDQUERYPOINT}(\mathbf{q})$ would have been called after running $\text{INITIALISE}(X \cup \mathbf{z}, Q, \varepsilon)$. Hence, the KDE estimates $\hat{\mu}_{\mathbf{q}}$ for the recovered \mathbf{q} are updated appropriately.

See Figure 1 for illustration. The correctness and

running time analysis of $\text{ADDDATAPOINT}(\mathbf{z})$ and $\text{ADDQUERYPOINT}(\mathbf{q})$ can be found in Section B of the appendix.

Finally, the $\text{DELETEQUERYPOINT}(\mathbf{q})$ procedure simply removes any stored information about the query point \mathbf{q} throughout all the maintained data, and its running time follows from the running time of $\text{ADDQUERYPOINT}(\mathbf{q})$.

4. Dynamic Similarity Graph Construction

In this section we design an approximate dynamic algorithm that constructs a similarity graph under a sequence of data point insertions, and analyse its performance. Given a set X of n_1 points in \mathbb{R}^d with $d = O(\log n_1)$, and a sequence of points $\{\mathbf{z}\}$ that will be added to X over time, our designed algorithm consists of the CONSTRUCTGRAPH and UPDATEGRAPH procedures, whose performance is as follows:

Theorem 4.1 (Main Result 2). *Let k be a kernel function with $\text{cost}(k)$ as defined in Definition 2.6, and $X \subset \mathbb{R}^d$ a set of data points updated through point insertions. Then, the following statements hold:*

1. *The Initialisation Step: with probability at least 9/10, the CONSTRUCTGRAPH procedure constructs an approximate similarity graph $G = (X, E, w_G)$ with $|E| = \tilde{O}(n_1)$ edges, where $n_1 = |X|$ is the number of*

data points at initialisation. The running time of the initialisation step is $n_1^{1+o(1)} \cdot \text{cost}(k)$.

2. *The Dynamic Update Step: for every new arriving data point \mathbf{z} , the `UPDATEGRAPH` procedure updates the approximate similarity graph G , and with probability at least $9/10$ G is an approximate similarity graph for $X \cup \mathbf{z}$. The expected amortised update time is $n^{o(1)} \cdot \text{cost}(k)$, where n is the number of currently considered data points.*

On the significance of Theorem 4.1, first notice that the algorithm achieves an update time of $n^{o(1)} \cdot \text{cost}(k)$. For the Gaussian kernel, this corresponds to an update time of $n^{(1+o(1))\frac{1}{4}}$, which is much faster than the $\tilde{O}(n)$ time needed to update the fully connected similarity graph. Secondly, our result demonstrates that, as long as the dynamically changing set $X \subset \mathbb{R}^d$ of points presents a clear cluster structure, an approximate similarity graph G for X can be dynamically maintained, and the conductance of every cluster in G can be theoretically analysed, due to the formal definition of an approximate similarity graph (Definition A.3). This is another difference between our work and many heuristic clustering algorithms that lack a theoretical guarantee on their performance.

4.1. Analysis for the Initialisation

The main component of the initialisation step is our designed `CONSTRUCTGRAPH`(X) procedure, which builds a (complete) binary tree \mathcal{T} for X , such that each leaf corresponds to a data point $\mathbf{x}_i \in X$, and each internal node of \mathcal{T} corresponds to a dynamic KDE data structure (described in Section 3) on the descendant leaves/data points. At a high level, `CONSTRUCTGRAPH`(X) applies the `SAMPLE`(X, \mathcal{T}, ℓ) procedure to recursively traverse \mathcal{T} and sample $L = O(\log |X|)$ neighbours for every vertex based on the KDEs maintained by the internal nodes. It also stores the paths $\mathcal{P}_{\mathbf{x}_i, \ell}$ ($\mathbf{x}_i \in X, \ell \leq L$), each of which records the internal nodes that \mathbf{x}_i visits when sampling its ℓ th neighbour; with these stored paths the algorithm can adaptively resample the tree as new data points arrive. In addition, the query points whose KDE estimates are dynamically maintained at any internal node \mathcal{T}' are the data points \mathbf{x}_i whose sample path $\mathcal{P}_{\mathbf{x}_i, \ell}$ visit \mathcal{T}' .

Our initialisation procedures and corresponding proofs follow Macgregor & Sun (2023) at a high level, however there are several crucial differences between the two algorithms. First of all, our algorithm explicitly tracks the sample paths $\mathcal{P}_{\mathbf{x}_i, \ell}$ to ensure we can adaptively resample edges of the similarity graph. Secondly, a subtle but key difference between our analysis and theirs is that the weight of every edge $(\mathbf{x}_i, \mathbf{x}_j)$ added by our algorithm is set to be $k(\mathbf{x}_i, \mathbf{x}_j)/\hat{w}(i, j)$. Here, $\hat{w}(i, j)$ depends

on $\min\{\mathcal{T}.\text{kde}.\hat{\mu}_{\mathbf{x}_i}, \mathcal{T}.\text{kde}.\hat{\mu}_{\mathbf{x}_j}\}$, where $\mathcal{T}.\text{kde}$ is the dynamic KDE data structure maintained at the root of \mathcal{T} . In particular, every sampled edge $(\mathbf{x}_i, \mathbf{x}_j)$ is added with this weight independent of the edge being sampled from \mathbf{x}_i or \mathbf{x}_j . This modification allows for correct reweighting and resampling after a sequence of data point insertions.

4.2. Analysis for Dynamic Updates

The main technical contribution of our dynamic approximate similarity graph result is the `UPDATEGRAPH`($G, \mathcal{T}, \mathbf{z}$) procedure, which dynamically updates our constructed graph such that the updated graph is an approximate similarity graph for $X \cup \mathbf{z}$. At a high level, `UPDATEGRAPH`($G, \mathcal{T}, \mathbf{z}$) works as follows:

1. for every new data point \mathbf{z} , `UPDATEGRAPH`($G, \mathcal{T}, \mathbf{z}$) creates a new leaf node for \mathbf{z} , and places it appropriately in \mathcal{T} ensuring that the new tree is a complete binary tree;
2. `UPDATEGRAPH`($G, \mathcal{T}, \mathbf{z}$) inspects the internal nodes from the new leaf \mathbf{z} to the root of the tree, and for every such internal node it adds \mathbf{z} as a new data point in the corresponding dynamic KDE estimators;
3. `UPDATEGRAPH`($G, \mathcal{T}, \mathbf{z}$) further checks in every internal node along the sample path $\mathcal{P}_{\mathbf{x}_i, \ell}$ whether the KDE estimate of any \mathbf{x}_i has changed due to the insertion of \mathbf{z} . If so, $\mathcal{P}_{\mathbf{x}_i, \ell}$ is added to the set \mathcal{A} of paths that need to be updated. For every $\mathcal{P}_{\mathbf{x}_i, \ell} \in \mathcal{A}$, `UPDATEGRAPH`($G, \mathcal{T}, \mathbf{z}$) finds the highest internal node \mathcal{T}' where the KDE estimate of \mathbf{x}_i has changed, removes the path from all nodes below \mathcal{T}' , and resamples the corresponding edges; this is achieved through `RESAMPLE`($\mathcal{T}, \mathcal{P}_{\mathbf{x}_i, \ell}$). Additionally, it employs `SAMPLE`($\{\mathbf{z}\}, \mathcal{T}, \ell$) to sample L new edges adjacent to \mathbf{z} .

See Figure 2 for illustration. It is easy to see that the total time complexity of `UPDATEGRAPH`($G, \mathcal{T}, \mathbf{z}$) is dominated by (i) the time complexity of `SAMPLE`($\{\mathbf{z}\}, \mathcal{T}, \ell$) and `RESAMPLE`($\mathcal{T}, \mathcal{P}_{\mathbf{x}_i, \ell}$), and (ii) the total number of paths \mathcal{A} that need to be reconstructed. We study the time complexity of these two procedures, and our result is as follows:

Lemma 4.2. *For any $\mathbf{x} \in \mathbb{R}^d$ and $\ell \in \mathbb{N}$, the running time of `SAMPLE`($\{\mathbf{x}\}, \mathcal{T}, \ell$) (Algorithm 8) and `RESAMPLE`($\mathcal{T}, \mathcal{P}_{\mathbf{x}, \ell}$) (Algorithm 10) is $n^{o(1)} \cdot \text{cost}(k)$.*

Given that `SAMPLE`($\mathbf{z}, \mathcal{T}, \ell$) is called $L = \tilde{O}(1)$ times by `UPDATEGRAPH`($G, \mathcal{T}, \mathbf{z}$), and `RESAMPLE`($\mathcal{T}, \mathcal{P}_{\mathbf{x}, \ell}$) is called $|\mathcal{A}|$ times, Lemma 4.2 implies that the running time of `UPDATEGRAPH` depends on the number of re-sampled paths $|\mathcal{A}|$. Therefore, to prove the time complexity of `UPDATEGRAPH`, it remains to show that $\mathbb{E}[|\mathcal{A}|]$ is sufficiently small.

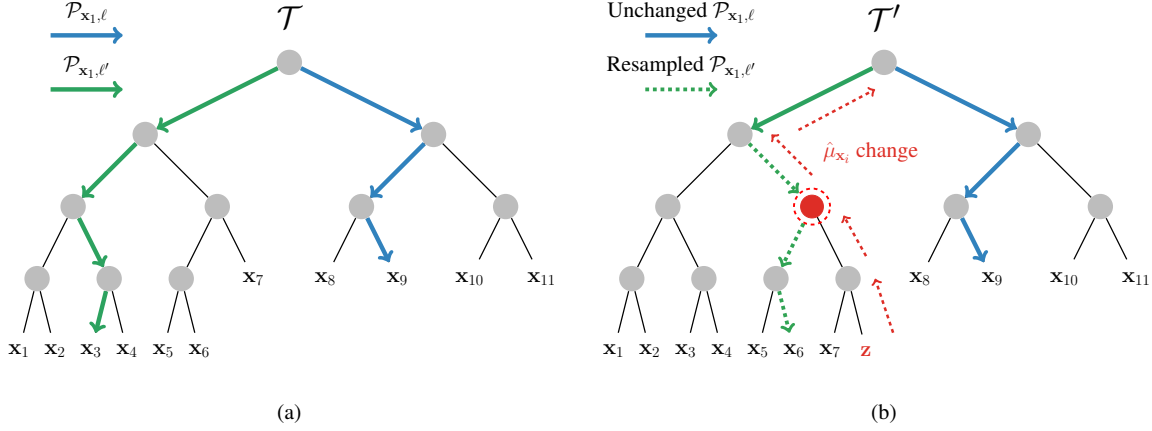


Figure 2: Illustration of updating \mathcal{T} after performing $\text{UPDATEGRAPH}(\mathbf{z})$. In (a), $P_{\mathbf{x}_1, \ell}$ and $P_{\mathbf{x}_1, \ell'}$ are generated by $\text{SAMPLE}(\{\mathbf{x}_1\}, \mathcal{T}, \ell)$ and $\text{SAMPLE}(\{\mathbf{x}_1\}, \mathcal{T}, \ell')$, and correspond to edges $(\mathbf{x}_1, \mathbf{x}_9)$ and $(\mathbf{x}_1, \mathbf{x}_3)$. (b) illustrates that, after adding \mathbf{z} , part of $P_{\mathbf{x}_1, \ell'}$ is updated due to $\text{RESAMPLE}(\mathcal{T}', P_{\mathbf{x}_1, \ell'})$, and $(\mathbf{x}_1, \mathbf{x}_3)$ is replaced by $(\mathbf{x}_1, \mathbf{x}_6)$; however, the update on \mathbf{z} doesn't change $P_{\mathbf{x}_1, \ell}$.

Bounding the expected number of re-sampled paths corresponds to bounding the number of query points whose KDE estimates are updated at each affected internal node \mathcal{T}' . However, applying Theorem 3.1 directly is *insufficient* because, in our approximate similarity graph, the dynamic KDE data structures start with $Q = X$ rather than $Q = \emptyset$. As such, more careful analysis is needed, and the following notation for the query points Q will be used.

Definition 4.3. Let \mathcal{T} be the KDE tree constructed from $\text{CONSTRUCTGRAPH}(X)$, and \mathcal{T}' an internal node of \mathcal{T} . Then, for $0 \leq j \leq i \leq \lceil \log(2 \cdot \mathcal{T}.kde.n) \rceil$, we define the set

$$Q_{\mu_i \rightarrow \mu_j}(\mathcal{T}') \triangleq \{\mathbf{q} \in \mathcal{T}.kde.Q \mid \mu_i \leq k(\mathbf{q}, \mathcal{T}.kde.X) < 2\mu_i \text{ and } k(\mathbf{q}, \mathcal{T}'.kde.X) \leq \mu_j\}, \quad (4.1)$$

where $\mathcal{T}'.kde$ is the dynamic KDE data structure maintained at \mathcal{T}' .

The set $Q_{\mu_i \rightarrow \mu_j}(\mathcal{T}')$ represents the set of query points $\mathbf{q} \in X$ whose KDE estimates are bounded by μ_i when computed with respect to the data points X at the root of the tree, and bounded by μ_j for $j \leq i$ when computed with respect to the data points X' represented at the internal node \mathcal{T}' . Intuitively, this set captures the query points whose KDE estimates decrease when moving from the root of the tree to the internal node \mathcal{T}' . These sets exhibit the following useful property.

Lemma 4.4. It holds for any $\mathbf{q} \in Q_{\mu_i \rightarrow \mu_j}(\mathcal{T}')$ that

$$\mathbb{P}[\mathbf{q} \in \mathcal{T}'.kde.Q] = \tilde{O}\left(\frac{\mu_j}{\mu_i}\right).$$

To bound the number of maintained query points whose estimate is updated, we look at the expected number of

collisions caused by hashing \mathbf{z} in the dynamic KDE data structure $\mathcal{T}'.kde$ at every affected internal node \mathcal{T}' . Crucially, by separately analysing the contributions from query points in $Q_{\mu_{i'} \rightarrow \mu_i}(\mathcal{T}')$ for $i' \geq i$ and applying Lemma 4.4, we are able to bound the expected number of colliding points in the buckets $\mathcal{T}'.kde.B_{H_{\mu_i, a, j, \ell}}(\mathbf{z})$ sufficiently tightly at each affected internal node \mathcal{T}' .

Lemma 4.5 (Informal version of Lemma C.2). Let \mathbf{z} be the data point that is added to \mathcal{T} through our designed update procedures, and \mathcal{T}' be any internal node that lies on the path from the new leaf $\text{LEAF}(\mathbf{z})$ to the root of \mathcal{T} . Then it holds for any i, a, j , and ℓ that

$$\mathbb{E}_{H_{\mu_i, a, j, \ell}}[|\{\mathbf{q} \in \mathcal{T}'.kde.Q_{\mu_i} \mid \mathcal{T}'.kde.H_{\mu_i, a, j, \ell}(\mathbf{z}) = \mathcal{T}'.kde.H_{\mu_i, a, j, \ell}(\mathbf{q})\}|] = \tilde{O}(\mu_i \cdot 2^{j+1}). \quad (4.2)$$

Combining Lemma 4.5 with the fact that \mathbf{z} is sampled with probability $\min\{1/(2^{j+1}\mu_i), 1\}$ for all possible $i \in [\lceil \log(2 \cdot \mathcal{T}.kde.n) \rceil]$ and $j \in [J_{\mu_i}]$ along every affected internal node \mathcal{T}' , and noting that there are $\tilde{O}(1)$ such nodes, we obtain the following result.

Lemma 4.6. For every added \mathbf{z} , the expected number of paths \mathcal{A} that need to be resampled by $\text{UPDATEGRAPH}(G, \mathcal{T}, \mathbf{z})$ satisfies $\mathbb{E}[|\mathcal{A}|] = \tilde{O}(1)$.

Combining Lemmas 4.2 and 4.6 with the running time analysis of other involved procedures proves the time complexity in the second part of Theorem 4.1. To show that our dynamically maintained G is an approximate similarity graph, we prove in Lemma C.6 that running $\text{CONSTRUCTGRAPH}(X)$ followed by $\text{UPDATEGRAPH}(G, \mathcal{T}, \mathbf{z})$ is equivalent to running $\text{CONSTRUCTGRAPH}(X \cup \mathbf{z})$; hence the correctness of our constructed G follows from the one for $\text{CONSTRUCTGRAPH}(X)$.

5. Experiments

In this section, we experimentally evaluate our proposed dynamic algorithms for KDE and approximate similarity graph construction on the Gaussian kernel. All experiments are performed on a computer server with 64 AMD EPYC 7302 16-Core Processors and 500 Gb of RAM. We report the 2-sigma errors for all numerical results based on 3 repetitions of each experiment, and Section D gives additional experimental details and results. Our code can be downloaded from <https://github.com/SteinarLaenen/Dynamic-Similarity-Graph-Construction-with-Kernel-Density-Estimation>.

We evaluate the algorithms on a variety of real-world and synthetic data, and we summarise their properties in Table 3 in Section D. The datasets cover a variety of domains, including synthetic data (blobs (Pedregosa et al., 2011)), images (mnist (Lecun et al., 1998), aloi (Geusebroek et al., 2005)), image embeddings (cifar10 (He et al., 2016; Krizhevsky, 2009)), word embeddings (glove (Pennington et al., 2014)), mixed numerical datasets (msd (Bertin-Mahieux et al., 2011), covtype (Blackard & Dean, 1999), and census (Meek et al., 1990)).

5.1. Dynamic KDE

To the best of our knowledge, our proposed algorithm is the first which solves the dynamic kernel density estimation problem. For this reason, we compare our algorithm against the following baseline approaches:

1. EXACT: the exact kernel density estimate, computed incrementally as data points are added;
2. DYNAMICRS: a dynamic KDE estimator based on uniform random sampling of the data. For all experiments, we uniformly subsample the data with sampling probability 0.1;
3. CKNS: we use the fast kernel density estimation algorithm proposed by Charikar et al. (2020), and fully re-compute the estimates every time the data is updated.

For each dataset, we set the parameter σ of the Gaussian kernel such that the average kernel density $\mu_q \cdot n^{-1} \approx 0.01$ (Karppa et al., 2022). We split the data points into chunks of size 1,000 for aloi, msd, and covtype, and size 10,000 for glove and census. Then, we add one chunk at a time to the set of data points X and the set of query points Q . At each iteration, we evaluate the kernel density estimates $\hat{\mu}_q$ produced by each algorithm with the relative error (Karppa et al., 2022)

$$\text{err} = \frac{1}{|Q|} \sum_{q \in Q} |(\hat{\mu}_q - \mu_q) / \mu_q|.$$

Table 1 gives the total running time and final relative error for each algorithm, and Figure 3 shows the time taken to update the data structure for the census dataset at each iteration. From these results, we observe that our algorithm scales better to large datasets than the baseline algorithms, while maintaining low relative errors. Figure 3 further shows that the update time of our algorithm is sub-linear in the number of data points, as shown theoretically in Theorem 3.1. The update time of the other algorithms is linear in n and their total running time is quadratic.

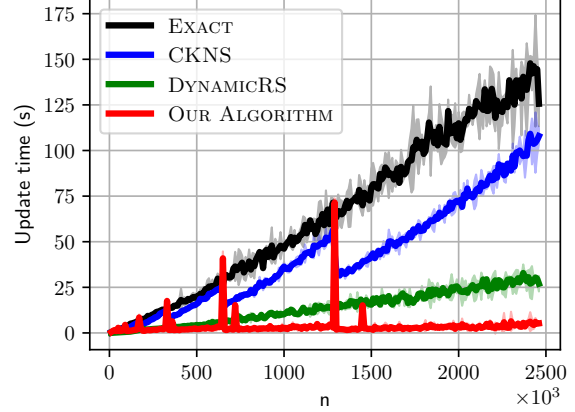


Figure 3: Dynamic KDE update time on the census dataset

5.2. Dynamic Clustering

For the dynamic similarity graph algorithm, we compare against the two baseline algorithms:

1. FULLYCONNECTED: the fully-connected similarity graph with the Gaussian kernel;
2. KNN: the k -nearest neighbour graph, for $k = 20$. We split the datasets into chunks of 1,000 and add each chunk to the dynamically constructed similarity graph, adding one complete ground-truth cluster at a time.

At each iteration, we apply the spectral clustering algorithm to the constructed similarity graph and report the normalised mutual information (NMI) (Lancichinetti et al., 2009) with respect to the ground truth clusters. Table 2 shows the total running time and final NMI values for each algorithm on each dataset. From these results, we see that our algorithm achieves a competitive NMI value with faster running time than the baseline algorithms.

6. Conclusion

This paper develops dynamic algorithms for KDE and approximate similarity graph constructions. Compared with many heuristic methods such as the DYNAMICRS algorithm

Table 1: The experimental results for the dynamic KDE algorithms. Shaded cells correspond to the algorithm with the lowest running time. The running times of the exact algorithm are 164.5, 2715.6, 2179.9, 5251.7, and 16279.9.

dataset	CKNS		DYNAMICRS		OUR ALGORITHM	
	Time (s)	Err	Time (s)	Err	Time (s)	Err
aloi	619.0±10.7	0.050±0.006	19.7±0.3	0.010±0.003	46.9±0.7	0.060±0.021
msd	14,360.0±0.0	0.385±0.000	1,887.8±0.0	5.430±0.000	306.4±0.0	0.388±0.000
covtype	5,650.3±109.0	0.159±0.002	309.2±2.4	0.018±0.003	151.7±4.5	0.196±0.017
glove	2,640.8±1677.7	0.221±0.229	1,038.6±26.5	0.004±0.005	445.6±214.6	0.296±0.469
census	10,471.5±160.6	0.080±0.000	3,424.8±5.2	0.005±0.001	836.5±44.6	0.102±0.021

Table 2: Running time and NMI results for the dynamic similarity graph algorithms. For each dataset, the shaded cells correspond to the algorithm with the lowest running time.

dataset	FULLYCONNECTED		KNN		OUR ALGORITHM	
	Time (s)	NMI	Time (s)	NMI	Time (s)	NMI
blobs	72.8±2.2	1.000±0.000	383.6±3.9	0.933±0.095	21.2±0.8	1.000±0.000
cifar10	19,158.2±231.6	0.001±0.000	3,503.0±490.6	0.227±0.002	1,403.5±152.4	0.339±0.021
mnist	1,328.3±159.5	0.460±0.000	5,796.3±234.3	0.812±0.003	1,470.3±77.9	0.523±0.011

and dynamic k -NN graphs, our algorithms have theoretically proven approximation guarantees. Our empirical evaluation further demonstrates their competitive performance, with our dynamic KDE algorithm showing better scalability on large datasets and our similarity graph construction achieving faster running time while maintaining comparable clustering quality.

In addition to their theoretical advances, our algorithms could have several other applications. For example, our dynamic KDE tree is able to maintain randomly sampled neighbours of a given vertex by edge weight of a similarity graph, which is a common primitive in many algorithms for similarity graphs (Bakshi et al., 2023), and our KDE tree could facilitate the design of dynamic variants of these algorithms

Impact Statement

This paper presents work whose goal is to advance the field of Machine Learning. There are many potential societal consequences of our work, none of which we feel must be specifically highlighted here.

Acknowledgements

The third author of the paper is supported by an EPSRC Early Career Fellowship (EP/T00729X/1).

References

Andoni, A. and Indyk, P. Near-optimal hashing algorithms for approximate nearest neighbor in high dimensions.

Communications of the ACM, 51(1):117–122, 2008.

Backurs, A., Charikar, M., Indyk, P., and Siminelakis, P. Efficient density evaluation for smooth kernels. In *59th Annual IEEE Symposium on Foundations of Computer Science (FOCS’18)*, pp. 615–626, 2018.

Bakshi, A., Indyk, P., Kacham, P., Silwal, S., and Zhou, S. Subquadratic algorithms for kernel matrices via kernel density estimation. In *11th International Conference on Learning Representations (ICLR’23)*, 2023.

Bertin-Mahieux, T., Ellis, D. P., Whitman, B., and Lamere, P. The million song dataset. In *12th International Conference on Music Information Retrieval (ISMIR’11)*, 2011.

Blackard, J. A. and Dean, D. J. Comparative accuracies of artificial neural networks and discriminant analysis in predicting forest cover types from cartographic variables. *Computers and Electronics in Agriculture*, 24(3):131–151, 1999.

Charikar, M. and Siminelakis, P. Hashing-based-estimators for kernel density in high dimensions. In *58th Annual IEEE Symposium on Foundations of Computer Science (FOCS’17)*, pp. 1032–1043, 2017.

Charikar, M. and Siminelakis, P. Multi-resolution hashing for fast pairwise summations. In *60th Annual IEEE Symposium on Foundations of Computer Science (FOCS’19)*, pp. 769–792, 2019.

Charikar, M., Kapralov, M., Nouri, N., and Siminelakis, P. Kernel density estimation through density constrained near neighbor search. In *61st Annual IEEE Symposium on*

- Foundations of Computer Science (FOCS'20)*, pp. 172–183, 2020.
- Charikar, M., Kapralov, M., and Waingarten, E. A quasi-monte carlo data structure for smooth kernel evaluations. In *35th Annual ACM-SIAM Symposium on Discrete Algorithms (SODA'24)*, pp. 5118–5144, 2024.
- Chung, F. R. *Spectral Graph Theory*. 1997.
- Datar, M., Immorlica, N., Indyk, P., and Mirrokni, V. S. Locality-sensitive hashing scheme based on p -stable distributions. In *20th Annual symposium on Computational Geometry (SoCG'04)*, pp. 253–262, 2004.
- Deng, Y., Jin, W., Song, Z., Sun, X., and Weinstein, O. Dynamic kernel sparsifiers. *arXiv:2211.14825*, 2022.
- Dhanjal, C., Gaudel, R., and Cléménçon, S. Efficient eigen-updating for spectral graph clustering. *Neurocomputing*, 131:440–452, 2014.
- Genovese, C. R., Perone-Pacífico, M., Verdinelli, I., and Wasserman, L. Nonparametric ridge estimation. *The Annals of Statistics*, 42(4):1511 – 1545, 2014.
- Geusebroek, J.-M., Burghouts, G. J., and Smeulders, A. W. The Amsterdam library of object images. *International Journal of Computer Vision*, 61:103–112, 2005.
- Gray, A. G. and Moore, A. W. Nonparametric density estimation: Toward computational tractability. In *2003 SIAM International Conference on Data Mining*, pp. 203–211, 2003.
- Greengard, L. and Strain, J. The Fast Gauss Transform. *SIAM Journal on Scientific & Statistical Computing*, 12 (1):79–94, 1991.
- He, K., Zhang, X., Ren, S., and Sun, J. Deep residual learning for image recognition. In *IEEE Conference on Computer Vision and Pattern Recognition (CVPR'16)*, pp. 770–778, 2016.
- Huang, B., Song, Z., Weinstein, O., Yin, J., Zhang, H., and Zhang, R. A dynamic low-rank fast Gaussian transform. *arXiv:2202.12329*, 2024.
- Johnson, W. B. Extensions of Lipschitz mappings into a Hilbert space. *Contemporary Mathematics*, 26:189–206, 1984.
- Karppa, M., Aumüller, M., and Pagh, R. Deann: Speeding up kernel-density estimation using approximate nearest neighbor search. In *25th International Conference on Artificial Intelligence and Statistics (AISTATS'22)*, pp. 3108–3137, 2022.
- Kłopotek, M. A., Starosta, B., and Wierzchoń, S. T. Eigenvalue-based incremental spectral clustering. *Journal of Artificial Intelligence and Soft Computing Research*, 14(2):157–169, 2024.
- Krizhevsky, A. Learning multiple layers of features from tiny images. Master’s thesis, University of Toronto, 2009.
- Laenen, S. and Sun, H. Dynamic spectral clustering with provable approximation guarantee. In *41st International Conference on Machine Learning (ICML'24)*, 2024.
- Lancichinetti, A., Fortunato, S., and Kertész, J. Detecting the overlapping and hierarchical community structure in complex networks. *New Journal of Physics*, 11(3): 033015, 2009.
- Lecun, Y., Bottou, L., Bengio, Y., and Haffner, P. Gradient-based learning applied to document recognition. *Proceedings of the IEEE*, 86(11):2278–2324, 1998.
- Lee, J. R., Oveis Gharan, S., and Trevisan, L. Multiway spectral partitioning and higher-order Cheeger inequalities. *Journal of the ACM*, 61(6):1–30, 2014.
- Liang, J., Song, Z., Xu, Z., and Zhuo, D. Dynamic maintenance of kernel density estimation data structure: From practice to theory. *arXiv:2208.03915*, 2022.
- Macgregor, P. and Sun, H. Fast approximation of similarity graphs with kernel density estimation. In *Advances in Neural Information Processing Systems 37 (NeurIPS'23)*, 2023.
- Martin, L., Loukas, A., and Vandergheynst, P. Fast approximate spectral clustering for dynamic networks. In *35th International Conference on Machine Learning (ICML'18)*, pp. 3420–3429, 2018.
- Meek, C., Thiesson, B., and Heckerman, D. US Census Data (1990). UCI Machine Learning Repository, 1990.
- NASA. Statlog (Shuttle). UCI Machine Learning Repository, 2002.
- Ng, A. Y., Jordan, M. I., and Weiss, Y. On spectral clustering: Analysis and an algorithm. In *Advances in Neural Information Processing Systems 15 (NeurIPS'01)*, pp. 849–856, 2001.
- Ning, H., Xu, W., Chi, Y., Gong, Y., and Huang, T. Incremental spectral clustering with application to monitoring of evolving blog communities. In *the 2007 SIAM International Conference on Data Mining (SDM'07)*, pp. 261–272, 2007.
- Pedregosa, F., Varoquaux, G., Gramfort, A., Michel, V., Thirion, B., Grisel, O., Blondel, M., Prettenhofer, P.,

- Weiss, R., Dubourg, V., Vanderplas, J., Passos, A., Cour-napeau, D., Brucher, M., Perrot, M., and Duchesnay, E. Scikit-learn: Machine learning in Python. *Journal of Machine Learning Research*, 12:2825–2830, 2011.
- Peng, R., Sun, H., and Zanetti, L. Partitioning Well-Clustered Graphs: Spectral Clustering Works! *SIAM Journal on Computing*, 46(2):710–743, 2017.
- Pennington, J., Socher, R., and Manning, C. D. Glove: Global vectors for word representation. In *Proceedings of the 2014 conference on empirical methods in natural language processing (EMNLP)*, pp. 1532–1543, 2014.
- Phillips, J. M. and Tai, W. M. Near-optimal coresets of kernel density estimates. *Discrete & Computational Geometry*, 63:867–887, 2020.
- Quanrud, K. Spectral sparsification of metrics and kernels. In *32nd Annual ACM-SIAM Symposium on Discrete Algorithms (SODA’21)*, pp. 1445–1464, 2021.
- Rand, W. M. Objective criteria for the evaluation of clustering methods. *Journal of the American Statistical Association*, 66(336):846–850, 1971.
- Scholkopf, B. and Smola, A. J. *Learning with kernels: support vector machines, regularization, optimization, and beyond*. MIT Press, 2018.
- Schubert, E., Zimek, A., and Kriegel, H.-P. Generalized outlier detection with flexible kernel density estimates. In *2014 SIAM International Conference on Data Mining*, pp. 542–550, 2014.
- Sun, G., Cong, Y., Wang, Q., Li, J., and Fu, Y. Lifelong spectral clustering. In *34th AAAI Conference on Artificial Intelligence (AAAI’20)*, volume 34, pp. 5867–5874, 2020.
- Sun, H. and Zanetti, L. Distributed graph clustering and sparsification. *ACM Transactions on Parallel Computing*, 6(3):17:1–17:23, 2019.
- von Luxburg, U. A tutorial on spectral clustering. *Statistics and Computing volume*, 17(4):395–416, 2007.
- Yang, C., Duraiswami, R., Gumerov, N. A., and Davis, L. Improved fast Gauss transform and efficient kernel density estimation. In *9th International Conference on Computer Vision (ICCV’03)*, pp. 664–671, 2003.
- Zhou, P., Shen, Y.-D., Du, L., Ye, F., and Li, X. Incremental multi-view spectral clustering. *Knowledge-Based Systems*, 174:73–86, 2019.

A. Additional Background Knowledge

This section presents additional background knowledge used in our analysis, and is organised as follows: Section A.1 lists further notation for graphs and useful facts in spectral graph theory; Section A.2 formally defines the concept of an approximate similarity graph.

A.1. Notation

Let $G = (V, E, w)$ be an undirected graph of n vertices and weight function $w : V \times V \rightarrow \mathbb{R}_{\geq 0}$. For any edge $e = (u, v) \in E$, we write $w_G(u, v)$ or $w_G(e)$ to express the weight of e . For a vertex $u \in V$, we denote its *degree* by $\deg_G(u) \triangleq \sum_{v \in V} w_G(u, v)$, and the volume for any $S \subseteq V$ is defined as $\text{vol}_G(S) \triangleq \sum_{u \in S} \deg_G(u)$. For any two subsets $S, T \subset V$, we define the *cut value* between S and T by $w_G(S, T) \triangleq \sum_{e \in E_G(S, T)} w_e$, where $E_G(S, T)$ is the set of edges between S and T . Moreover, for any $S \subset V$, the conductance of S is defined as

$$\Phi_G(S) \triangleq \frac{w_G(S, V \setminus S)}{\min\{\text{vol}_G(S), \text{vol}_G(V \setminus S)\}}$$

if $S \neq \emptyset$, and $\Phi_G(S) = 1$ if $S = \emptyset$. For any integer $k \geq 2$, we call subsets of vertices A_1, \dots, A_k a k -way partition of G if $\bigcup_{i=1}^k A_i = V$ and $A_i \cap A_j = \emptyset$ for different i and j . We define the k -way *expansion* of G by

$$\rho_G(k) \triangleq \min_{\text{partitions } A_1, \dots, A_k} \max_{1 \leq i \leq k} \Phi_G(A_i).$$

Part of our analysis is based on algebraic properties of graphs, hence we define graph Laplacian matrices. For a graph $G = (V, E, w)$, let $D_G \in \mathbb{R}^{n \times n}$ be the diagonal matrix defined by $D_G(u, u) = \deg_G(u)$ for all $u \in V$. We denote by $A_G \in \mathbb{R}^{n \times n}$ the *adjacency matrix* of G , where $A_G(u, v) = w_G(u, v)$ for all $u, v \in V$. The *normalised Laplacian matrix* of G is defined as

$$\mathcal{L}_G \triangleq I - D_G^{-1/2} A_G D_G^{-1/2},$$

where I is the $n \times n$ identity matrix. The normalised Laplacian \mathcal{L}_G is symmetric and real-valued, and has n real eigenvalues which we write as $\lambda_1(\mathcal{L}_G) \leq \dots \leq \lambda_n(\mathcal{L}_G)$. We sometimes refer to the i th eigenvalue of \mathcal{L}_G as λ_i if it is clear from the context. It is known that $\lambda_1(\mathcal{L}_G) = 0$ and $\lambda_n(\mathcal{L}_G) \leq 2$ (Chung, 1997). The following result will be used in our analysis.

Lemma A.1 (higher-order Cheeger inequality, (Lee et al., 2014)). *It holds for any graph G and $k \geq 2$ that*

$$\frac{\lambda_k(\mathcal{L}_G)}{2} \leq \rho_G(k) = O(k^3) \sqrt{\lambda_k(\mathcal{L}_G)}. \quad (\text{A.1})$$

A.2. Approximate Similarity Graph

We first introduce the notion of cluster-preserving sparsifiers.

Definition A.2 (Cluster-preserving sparsifier, (Sun & Zanetti, 2019)). *Let $F = (V, E, w)$ be any graph with k clusters, and $\{S_i\}_{i=1}^k$ a k -way partition of F corresponding to $\rho_F(k)$. We call a re-weighted subgraph $G = (V, E' \subset E, w_G)$ a *cluster-preserving sparsifier* of F if (i) $\Phi_G(S_i) = O(k \cdot \Phi_F(S_i))$ for $1 \leq i \leq k$, and (ii) $\lambda_{k+1}(\mathcal{L}_G) = \Omega(\lambda_{k+1}(\mathcal{L}_F))$.*

Notice that graph $F = (V, E, w)$ has exactly k clusters if (i) F has k disjoint subsets S_1, \dots, S_k of low conductance, and (ii) any $(k+1)$ -way partition of F would include some $A \subset V$ of high conductance, which would be implied by a lower bound on $\lambda_{k+1}(\mathcal{L}_F)$ due to (A.1). Together with the well-known eigen-gap heuristic (von Luxburg, 2007) and theoretical analysis on spectral clustering (Peng et al., 2017), these two conditions ensure that the k optimal clusters in F have low conductance in G as well. Based on this, we define approximate similarity graphs as follows:

Definition A.3 (Approximate Similarity Graph). *For any set $X \subset \mathbb{R}^d$ of n data points and the fully connected similarity graph F on X , we call a sparse graph G with $\tilde{O}(n)$ edges an *approximate similarity graph* on X if G is a cluster-preserving sparsifier of F .*

We call G an approximate similarity graph in the extended abstract if G satisfies the properties of Definition A.3.

B. Omitted Detail from Section 3

This section provides the detailed explanations omitted from Section 3, and is organised as follows: Section B.1 analyses the initialisation and querying procedures. Section B.2 analyses the dynamic update step for adding data points. Finally, Section B.3 proves Theorem 3.1.

Algorithm 1 describes all the used procedures and corresponding subprocedures, whose performance is summarised in Theorem 3.1.

Algorithm 1 DYNAMICKDE(X, Q, ε)

```

1: Members
2:    $\hat{\mu}_{\mathbf{q}}$  ▷ Query estimates for every point  $\mathbf{q} \in Q$ 
3:    $\varepsilon$  ▷ Precision parameter for KDE estimate
4:   For  $\mu_i \in M$ , create set  $Q_{\mu_i}$  ▷ Set of data points with query estimate less than  $\mu_i$ 
5: procedure INITIALISE( $X, Q, \varepsilon$ )
6:    $n', n \leftarrow |X|, \bar{m} \leftarrow \lceil \frac{C}{\varepsilon^2} \rceil, \bar{N} \leftarrow \lceil \log(2n') \rceil$  ▷  $C$  is a universal constant
7:    $K_1 \leftarrow \bar{m} \cdot \bar{N}$  ▷ Number of independent estimators used
8:    $J_{\mu_i} \leftarrow \lceil \log \frac{2n'}{\mu_i} \rceil$  for  $\mu_i \in M$  ▷ See Definition 2.3
9:   PREPROCESS( $X, \varepsilon$ ) ▷ Initialise the (Charikar et al., 2020) data structure (Algorithm 2)
10:  PREPROCESSQUERYPOINTS( $X, Q, \varepsilon$ ) ▷ (Algorithm 4)
11: procedure ADDQUERYPOINT( $\mathbf{q}$ )
12:    $\hat{\mu}_{\mathbf{q}} \leftarrow \text{QUERYPOINT}(X, \mathbf{q}, \varepsilon)$  ▷ (Algorithm 3)
13:   Store  $\hat{\mu}_{\mathbf{q}}$ 
14:   Add  $\mathbf{q}$  to all sets  $Q_{\mu_i}$  such that  $\hat{\mu}_{\mathbf{q}} \leq \mu_i$ 
15:   ADDFULLHASH( $\mathbf{q}$ ) ▷ (Algorithm 4)
16: procedure ADDDATAPOINT( $\mathbf{z}$ )
17:    $n \leftarrow n + 1$ 
18:   if  $n - n' > n'$  then
19:     INITIALISE( $X \cup \mathbf{z}, Q, \varepsilon$ ) ▷ We reconstruct the data structure
20:   else
21:     ADDPOINTANDUPDATEQUERIES( $\mathbf{z}, Q, \varepsilon$ ) ▷ (Algorithm 6)
22: procedure DELETEQUERYPOINT( $\mathbf{q}$ )
23:   DELETEFROMDATA( $\mathbf{z}$ ) ▷ (Algorithm 0)
24:   Delete  $\hat{\mu}_{\mathbf{q}}$ 
    
```

Algorithm 2 DynamicKDE Preprocessing

```

1: procedure PREPROCESS( $X, \varepsilon$ )
2:   Input: the set  $X$  of data points, and the precision estimate  $\varepsilon$ 
3:   for  $\mu_i \in M$  do
4:     for  $a = 1, 2, \dots, K_1$  do ▷  $K_1 = O(\log n' / \varepsilon^2)$  independent repetitions
5:       for  $j = 1, 2, \dots, J_{\mu_i}$  do ▷  $J_{\mu_i} = \lceil \log \frac{2n'}{\mu_i} \rceil$  geometric weight levels
6:          $K_{2,j} \leftarrow 200 \log n' \cdot p_{\text{near},j}^{-k_j}$  ▷ See Lemma 2.5 and (2.1) for def. of  $p_{\text{near},j}$  and  $k_j$ 
7:          $p_{\text{samp}} \leftarrow \min \left\{ \frac{1}{2^{j+1} \mu_i}, 1 \right\}$ 
8:         Sample every  $\mathbf{x} \in X$  w.p.  $p_{\text{samp}}$ , and let  $Z_{\mu_i,j}$  be the set of sampled elements
9:         for  $\ell = 1, 2, \dots, K_{2,j}$  do
10:          Draw a hash function  $H_{\mu_i,a,j,\ell}$  from hash family  $\mathcal{H}^{k_j}$  (Lemma 2.5)
11:          for  $\mathbf{x} \in Z_{\mu_i,j}$  do
12:            Store  $\mathbf{x}$  in the bucket  $B_{H_{\mu_i,a,j,\ell}}(\mathbf{x})$ 
13:          Sample every  $\mathbf{x} \in X$  w.p.  $\frac{1}{2n'}$ , and let  $\tilde{X}_{\mu_i,a}$  be the set of sampled elements.
14:          Store  $\tilde{X}_{\mu_i,a}$  ▷ Set  $\tilde{X}_{\mu_i,a}$  will be used to recover points beyond  $L_{J+1}$ 
    
```

Algorithm 3 DynamicKDE Query Procedures

```

1: procedure QUERYMUESTIMATE( $X, \mathbf{q}, \varepsilon, \mu_i$ )
2:   Input: set  $X$  of data points, query point  $\mathbf{q}$ , precision estimate  $\varepsilon$ , and KDE estimate  $\mu_i$ .
3:   for  $a = 1, 2, \dots, K_1$  do  $\triangleright O(\log n' / \varepsilon^2)$  independent repetitions
4:     for  $j = 1, 2, \dots, J_{\mu_i}$  do
5:        $K_{2,j} \leftarrow 200 \log n' \cdot p_{\text{near},j}^{-k_j}$ 
6:       for  $\ell = 1, 2, \dots, K_{2,j}$  do
7:         Recover points  $\mathbf{x} \in B_{H_{\mu_i,a,j,\ell}}(\mathbf{q})$  such that  $\mathbf{x} \in L_j^{\mathbf{q}}$ 
8:       Recover points  $\mathbf{x} \in \tilde{X}_{\mu_i,a}$  such that  $\mathbf{x} \in L_{J_{\mu_i}+1}^{\mathbf{q}}$ .
9:        $S \leftarrow$  set of all recovered points in this iteration
10:      for  $\mathbf{x}_{i'} \in S$  do
11:         $w_{i'} \leftarrow k(\mathbf{x}_{i'}, \mathbf{q})$ 
12:        if  $\mathbf{x}_{i'} \in L_j^{\mathbf{q}}$  for some  $j \in [J_{\mu_i}]$  then
13:           $p_{i'} \leftarrow \min \left\{ \frac{1}{2^{j+1}\mu_i}, 1 \right\}$ 
14:        else if  $\mathbf{x}_i \in X \setminus \left( \bigcup_{j \in [J_{\mu_i}]} L_j^{\mathbf{q}} \right)$  then
15:           $p_{i'} \leftarrow \frac{1}{2n'}$ 
16:         $Z_{\mathbf{q},a} \leftarrow \sum_{\mathbf{x}_{i'} \in S} w_{i'} / p_{i'}$ 
17:        Store  $Z_{\mathbf{q},a}$ 
18:      for  $b = 1, 2, \dots, \bar{N}$  do  $\triangleright$  Get median of  $\bar{N} = O(\log n)$  means of size  $O(1/\varepsilon^2)$ 
19:         $\bar{Z}_{\mathbf{q},b} \leftarrow \frac{1}{\bar{m}} \sum_{a=(b-1)\bar{m}+1}^{b\bar{m}} Z_{\mathbf{q},a}$ 
20:      return Median  $(\bar{Z}_{\mathbf{q},1}, \bar{Z}_{\mathbf{q},2}, \dots, \bar{Z}_{\mathbf{q},\bar{N}})$ 
21:
22: procedure QUERYPOINT( $X, \mathbf{q}, \varepsilon$ )
23:   Input: set  $X$  of data points, query point  $\mathbf{q}$ , precision estimate  $\varepsilon$ .
24:   for  $\mu_i \in [\mu_{\log(2n')}, \mu_{\log(2n')-1}, \dots, \mu_1, \mu_0]$  do
25:     if QUERYMUESTIMATE( $X, \mathbf{q}, \varepsilon, \mu_i$ )  $> \mu_i$  then
26:       return QUERYMUESTIMATE( $X, \mathbf{q}, \varepsilon, \mu_{i+1}$ )  $\triangleright$  If estimate is larger than  $\mu_i$ , return the previous estimate.
27:   return 0
    
```

Algorithm 4 DynamicKDE Full Hash Procedures

```

1: procedure PREPROCESSQUERYPOINTS( $X, Q, \varepsilon$ )
2:   Input: the set  $X$  of data points, the set of query points  $Q$ , and the precision estimate  $\varepsilon$ .
3:   for  $q \in Q$  do
4:      $\hat{\mu}_q \leftarrow \text{QUERYPOINT}(X, q, \varepsilon)$ 
5:     Store  $\hat{\mu}_q$ 
6:     Add  $q$  to all sets  $Q_{\mu_i}$  such that  $\hat{\mu}_q \leq \mu_i$ 
7:   for  $\mu_i \in M$  do
8:     for  $a = 1, 2, \dots, K_1$  do
9:       for  $j = 1, 2, \dots, J_{\mu_i}$  do
10:         $K_{2,j} \leftarrow 200 \log n' \cdot p_{\text{near},j}^{-k_j}$ 
11:        for  $\ell = 1, 2, \dots, K_{2,j}$  do
12:          for  $q \in Q_{\mu_i}$  do
13:            Store  $q$  in full bucket  $B_{H_{\mu_i,a,j,\ell}}^*(q)$  corresponding to hash value  $H_{\mu_i,a,j,\ell}(q)$ 
14:
15: procedure ADDFULLHASH( $q$ )
16:   Input: new query point  $q$ 
17:   for  $\mu_i \geq \hat{\mu}_q$  do
18:     for  $a = 1, 2, \dots, K_1$  do
19:       for  $j = 1, 2, \dots, J_{\mu_i}$  do
20:         $K_{2,j} \leftarrow 200 \log n' \cdot p_{\text{near},j}^{-k_j}$ 
21:        for  $\ell = 1, 2, \dots, K_{2,j}$  do
22:          Store  $q$  in full bucket  $B_{H_{\mu_i,a,j,\ell}}^*(q)$  corresponding to hash value  $H_{\mu_i,a,j,\ell}(q)$ 
    
```

Algorithm 5 DynamicKDE Delete Procedures

```

1: procedure DELETEFROMDATA( $z$ )
2:   Input: Query point  $q$  to remove
3:   for  $\mu_i \in M$  do
4:     Remove  $q$  from  $Q_{\mu_i}$ 
5:     for  $a = 1, 2, \dots, K_1$  do
6:       for  $j = 1, 2, \dots, J_{\mu_i}$  do
7:         $K_{2,j} \leftarrow 200 \log n' \cdot p_{\text{near},j}^{-k_j}$ 
8:        for  $\ell = 1, 2, \dots, K_{2,j}$  do
9:          Remove  $q$  from full bucket  $B_{H_{\mu_i,a,j,\ell}}^*(q)$ 
    
```

B.1. Analysis of the INITIALISE and ADDQUERYPOINT procedures

We first analyse the INITIALISE(X, Q, ε) and ADDQUERYPOINT(z) procedures in Algorithm 1, whose corresponding subprocedures are presented in Algorithms 2, 3, and 4. At a high level, the analysis begins by bounding the expected number of data points within each hash bucket (Lemma B.1). Subsequently, it establishes the query time complexity (Lemma B.2), shows that the estimator produced by QUERYMUESTIMATE is nearly unbiased (Lemma B.3), and provides a good approximation to the true KDE value with high probability (Lemma B.4).

We assume that μ_i is an estimate satisfying $\mu_q \leq \mu_i$; we will justify this assumption in Remark 1. We first analyse the expected number of data points to be sampled in each bucket $B_{H_{\mu_i,a,j,\ell}}(\mathbf{q})$.

Lemma B.1. *For any a, μ_i, j, ℓ , it holds for $q \in Q_{\mu_i}$ that*

$$\mathbb{E}_{H_{\mu_i,a,j,\ell}} \left[\left| \left\{ \mathbf{x} \in \tilde{X}_{\mu_i,j} \mid H_{\mu_i,a,j,\ell}(\mathbf{q}) = H_{\mu_i,a,j,\ell}(\mathbf{x}) \right\} \right| \right] = \tilde{O}(1),$$

any for $q \in Q_{\mu_{i'}}$ that

$$\mathbb{E}_{H_{\mu_i,a,j,\ell}} \left[\left| \left\{ \mathbf{x} \in X \mid H_{\mu_i,a,j,\ell}(\mathbf{x}) = H_{\mu_i,a,j,\ell}(\mathbf{q}) \right\} \right| \right] = \tilde{O}(2^{j+1} \mu_{i'}).$$

Proof. We compute the expected number of collisions in the bucket $B_{H_{\mu_i, a, j, \ell}}(\mathbf{q})$, and our analysis is by case distinction.

Case 1: $j' \leq j$. It holds by Lemma 2.4 that

$$|L_{j'}^{\mathbf{q}}| \leq 2^{j'} \mu_{\mathbf{q}} \leq 2^{j'} \mu_i,$$

which upper bounds the number of points that could collide from these geometric weight levels. Since every data point is sampled with probability $1/(2^{j+1} \mu_i)$ in this iteration, the expected number of sampled data points is $O(1)$.

Case 2: $j < j' \leq J_{\mu_i} + 1$. We analyse the effect of the LSH. Note that in the j th iteration, we choose an LSH function whose corresponding distance level is r_j , and use

$$k \triangleq k_j = -\frac{1}{\log p_{\text{near},j}} \cdot \max_{i=j+1, \dots, J_{\mu_i}+1} \left\lceil \frac{i-j}{c_{i,j}^2(1-\beta)} \right\rceil.$$

as the number of concatenations. Then, it holds for $\mathbf{p} \in L_{j'}^{\mathbf{q}}$ that

$$\mathbb{P}_{H^* \in \mathcal{H}^k} [H^*(\mathbf{p}) = H^*(\mathbf{q})] \leq p^{kc^2(1-\beta)},$$

where $c \triangleq c_{i,j} = \min \left\{ \frac{r_{i-1}}{r_j}, O\left(\log^{1/7} n'\right) \right\}$ and $p \triangleq p_{\text{near},j}$. Hence, the expected number of points from weight level $L_{j'}^{\mathbf{q}}$ in the query hash bucket is $O\left(2^{j'-j}\right) \cdot p^{kc^2(1-\beta)} = \tilde{O}(1)$, where the last line holds by the choice of k . Combining the two cases proves the first statement.

The second statement holds for the same analysis, but we have instead that $|L_{j'}^{\mathbf{q}}| \leq 2^{j'} \mu_{\mathbf{q}} \leq 2^{j'} \mu_{i'}$ for $\mathbf{q} \in Q_{\mu_{i'}}$. \square

The query time complexity for $\text{QUERYMUESTIMATE}(X, \mathbf{q}, \varepsilon, \mu_i)$ follows from (Charikar et al., 2020).

Lemma B.2 (Query Time Complexity, (Charikar et al., 2020)). *For any kernel k , the expected running time of $\text{QUERYMUESTIMATE}(X, \mathbf{q}, \varepsilon, \mu_i)$ (Algorithm 3) is $\varepsilon^{-2} \cdot n_1^{o(1)} \cdot \text{cost}(k)$.*

Next we show that our returned estimator gives a good approximation with high probability.

Lemma B.3. *For any $\mathbf{q} \in \mathbb{R}^d$, $\mu_{\mathbf{q}} \in (0, 2n_1]$, $\mu_i \geq \mu_{\mathbf{q}}$, $\varepsilon \in (1/n_1^5, 1)$, the estimator $Z_{\mathbf{q},a}$ for $a \in [K_1]$ constructed in $\text{QUERYMUESTIMATE}(X, \mathbf{q}, \varepsilon, \mu_i)$ (Algorithm 3) satisfies that*

$$(1 - n_1^{-9}) \cdot \mu_{\mathbf{q}} \leq \mathbb{E}[Z_{\mathbf{q},a}] \leq \mu_{\mathbf{q}}.$$

Proof. We first fix arbitrary $j = j^*$ and $a = a^*$, and sample some point $\mathbf{p} \in L_{j^*}^{\mathbf{q}}$. By Lemma 2.5 we have

$$\mathbb{P}_{H^* \sim \mathcal{H}^{k_j}} [H^*(\mathbf{p}) = H^*(\mathbf{q})] \geq p_{\text{near},j}^{k_j}.$$

Since we repeat this process for $K_{2,j} = 200 \log n_1' \cdot p_{\text{near},j}^{-k_j}$ times, it holds with high probability that any sampled point \mathbf{p} from band $L_{j^*}^{\mathbf{q}}$ is recovered in at least one phase. By applying the union bound, the probability that all the sampled points are recovered is at least $1 - n_1^{-9}$.

We define $Z \triangleq Z_{\mathbf{q},a}$, and have that

$$\mathbb{E}[Z] = \sum_{i=1}^{n_1} \frac{\mathbb{E}[\chi_i]}{p_i} \cdot w_i,$$

where $\chi_i = 1$ if point \mathbf{x}_i is sampled and $\chi_i = 0$ otherwise. Hence, it holds that $(1 - n_1^{-9}) p_i \leq \mathbb{E}[\chi_i] \leq p_i$, which implies that $(1 - n_1^{-9}) \mu_{\mathbf{q}} \leq \mathbb{E}[Z] \leq \mu_{\mathbf{q}}$. \square

Remark 1. Lemma B.3 shows that the estimator $Z_{\mathbf{q},a}$ is unbiased (up to some small inverse polynomial error) for any choice of $\mu_i \geq \mu_{\mathbf{q}}$. Therefore, when $\mu_i \geq 4\mu_{\mathbf{q}}$, by Markov's inequality the probability that the estimator's returned value is larger than μ_i is at most $1/4$. By taking $O(\log n_1)$ independent estimates, one can conclude that μ_i is higher than $\mu_{\mathbf{q}}$ if the median of the estimated values is below μ_i , and this estimate is correct with high probability. This is achieved on Lines 18–20 of Algorithm 3. To ensure that we find a value of μ_i that satisfies $\mu_i/4 < \mu_{\mathbf{q}} \leq \mu_i$ with high probability, on Lines 18–26 the algorithm starts with $\mu_i = 2n_1$ and repeatedly halves the estimate until finding an estimate $\hat{\mu}_{\mathbf{q}} > \mu_i$; at this point the algorithm returns the previous estimate based on μ_{i+1} .

Lemma B.4 ((Charikar et al., 2020)). *For every $\mathbf{q} \in \mathbb{R}^d$, $\mu_{\mathbf{q}} \in (0, 2n_1]$, $\varepsilon \in (1/n_1^5, 1)$, and μ_i satisfying $\mu_i/4 \leq \mu_{\mathbf{q}} \leq \mu_i$, the procedure $\text{QUERYMUESTIMATE}(X, \mathbf{q}, \varepsilon, \mu_i)$ (Algorithm 3 in the appendix) outputs a $(1 \pm \varepsilon)$ -approximation to $\mu_{\mathbf{q}}$ with high probability.*

Proof. Let $Z \triangleq Z_{\mathbf{q},a}$, and we have that

$$\begin{aligned}
 \mathbb{E}[Z^2] &= \mathbb{E} \left[\left(\sum_{\mathbf{p}_i \in X} \chi_i \cdot \frac{w_i}{p_i} \right)^2 \right] \\
 &= \sum_{i \neq j} \mathbb{E} \left[\chi_i \chi_j \cdot \frac{w_i w_j}{p_i p_j} \right] + \sum_{i \in [n_1]} \mathbb{E} \left[\chi_i \cdot \frac{w_i^2}{p_i^2} \right] \\
 &\leq \sum_{i \neq j} w_i w_j + \sum_{i \in [n_1]} \frac{w_i^2}{p_i} \cdot \mathbb{I}[p_i = 1] + \sum_{i \in [n_1]} \frac{w_i^2}{p_i} \cdot \mathbb{I}[p_i \neq 1] \\
 &\leq \left(\sum_{i \in [n_1]} w_i \right)^2 + \max_{i \in [n_1]} \left\{ \frac{w_i}{p_i} \cdot \mathbb{I}[p_i \neq 1] \right\} \sum_{i \in [n_1]} w_i \\
 &\leq 2(\mu_{\mathbf{q}})^2 + \max_{j \in [J_{\mu_i}], \mathbf{p}_i \in L_j^{\mathbf{q}}} \{w_i \cdot 2^{j+1}\} \cdot \mu_i \cdot \mu_{\mathbf{q}} \\
 &\leq 8\mu_i^2,
 \end{aligned} \tag{B.1}$$

where the second inequality follows from

$$\frac{w_i^2}{p_i} \cdot \mathbb{I}[p_i = 1] \leq w_i^2$$

and

$$\left(\sum_i w_i \right)^2 = \sum_{i \neq j} w_i w_j + \sum_{i \in [n_1]} w_i^2,$$

and the third inequality follows from $(\mu_{\mathbf{q}})^2 = (\sum_i w_i)^2$ and $p_j \geq 1/(2^{j+1}\mu_i)$.

Let

$$\bar{Z} \triangleq \bar{Z}_{\mathbf{q},b} = \frac{1}{\bar{m}} \sum_{a=(b-1)\bar{m}+1}^{b\bar{m}} Z_{\mathbf{q},a}$$

be the empirical mean of \bar{m} such estimates, as computed on Line 19 of Algorithm 3. We have that

$$\begin{aligned}
 \mathbb{P} [|\bar{Z} - \mu_{\mathbf{q}}| \geq \varepsilon \mu_{\mathbf{q}}] &\leq \mathbb{P} [|\bar{Z} - \mathbb{E}[Z]| \geq \varepsilon \mu_{\mathbf{q}} - |\mathbb{E}[Z] - \mu_{\mathbf{q}}|] \\
 &\leq \mathbb{P} [|\bar{Z} - \mathbb{E}[Z]| \geq (\varepsilon - n_1^{-9}) \mu_{\mathbf{q}}] \\
 &\leq \frac{\mathbb{E}[\bar{Z}^2]}{(\varepsilon - n_1^{-9})^2 (\mu_{\mathbf{q}})^2} \\
 &\leq \frac{1}{\bar{m}} \frac{128(\mu_{\mathbf{q}})^2}{(\varepsilon - n_1^{-9})^2 (\mu_{\mathbf{q}})^2},
 \end{aligned}$$

where the first inequality follows from $|\bar{Z} - \mu_{\mathbf{q}}| \leq |\bar{Z} - \mathbb{E}[Z]| + |\mathbb{E}[Z] - \mu_{\mathbf{q}}|$, the second one follows from $\mathbb{E}[Z] \geq (1 - n_1^{-9})\mu_{\mathbf{q}}$ (Lemma B.3), the third one follows from Chebyshev's inequality and the last one follows from $\mathbb{E}[\bar{Z}^2] \leq \mathbb{E}[Z^2]/\bar{m} \leq 8\mu_i^2/\bar{m}$ and $\mu_i \leq 4\mu_{\mathbf{q}}$. By setting $\bar{m} = \frac{C}{\varepsilon^2}$ for a large enough constant C and taking the median of $O(\log(1/\delta))$ of these means we achieve a $(1 \pm \varepsilon)$ -approximation with probability at least $1 - \delta$ per query. \square

B.2. Analysis of the ADDEDATAPOINT procedure

We now analyse $\text{ADDEDATAPOINT}(\mathbf{z})$ in Algorithm 1. If the number of data points has doubled, $\text{ADDEDATAPOINT}(\mathbf{z})$ calls the $\text{INITIALISE}(X, Q, \varepsilon)$ procedure. Otherwise, $\text{ADDEDATAPOINTANDUPDATEQUERIES}(\mathbf{z}, Q, \varepsilon)$ is called, which we describe in Algorithm 6.

Algorithm 6 DynamicKDE Update Procedures

```

1: procedure ADDPOINTANDUPDATEQUERIES( $\mathbf{z}, Q, \varepsilon$ )
2:   Input: New data point  $\mathbf{z}$ , the set of query points  $Q$ , and the precision estimate  $\varepsilon$ .
3:   for  $\mu_i \in M$  do
4:     for  $a = 1, 2, \dots, K_1$  do
5:       for  $j = 1, 2, \dots, J_{\mu_i}$  do
6:          $p_{\text{sampling}} \leftarrow \min\left\{\frac{1}{2^{j+1}\mu_i}, 1\right\}$ 
7:         if  $\mathbf{z}$  is sampled with probability  $p_{\text{sampling}}$  then
8:            $K_{2,j} \leftarrow 200 \log n' \cdot p_{\text{near},j}^{-k_j}$ 
9:           for  $\ell = 1, 2, \dots, K_{2,j}$  do
10:            Store  $\mathbf{z}$  in bucket  $B_{H_{\mu_i,a,j,\ell}}(\mathbf{z})$ 
11:            Recover  $\mathbf{q} \in B_{H_{\mu_i,a,j,\ell}}^*(\mathbf{z})$  such that  $\mathbf{q} \in Q_{\mu_i} \setminus \bigcup_{j' < i} Q_{\mu_{j'}}$  and  $\mathbf{q} \in L_j^{\mathbf{z}}$ 
12:          Sample  $\mathbf{z}$  with probability  $\frac{1}{2n'}$ 
13:          if  $\mathbf{z}$  is sampled then
14:            Add  $\mathbf{z}$  to  $\tilde{X}_{\mu_i,a}$ 
15:            Recover  $\mathbf{q} \in Q$  such that  $\mathbf{q} \in Q_{\mu_i} \setminus \bigcup_{j' < i} Q_{\mu_{j'}}$  and  $\mathbf{q} \in L_{j_{\mu_i}+1}^{\mathbf{z}}$ 
16:           $S \leftarrow$  set of all recovered points from the full hash in this iteration
17:          for  $\mathbf{q} \in S$  do
18:             $w_{\mathbf{q}} \leftarrow k(\mathbf{z}, \mathbf{q})$ 
19:            if  $\mathbf{z} \in L_j^{\mathbf{q}}$  for some  $j \in [J_{\mu_i}]$  then
20:               $p_{\mathbf{q}} \leftarrow \min\left\{\frac{1}{2^{j+1}\mu_i}, 1\right\}$ 
21:            else if  $\mathbf{z} \in X \setminus \bigcup_{j \in [J_{\mu_i}]} L_j^{\mathbf{q}}$  then
22:               $p_{\mathbf{q}} \leftarrow \frac{1}{2n'}$ 
23:             $Z_{\mathbf{q},a} += w_{\mathbf{q}}/p_{\mathbf{q}}$ 
24:             $\bar{Z}_{\mathbf{q},\lceil a/\bar{m} \rceil} += w_{\mathbf{q}}/(\bar{m}p_{\mathbf{q}})$  ▷ Update empirical mean (Algorithm 3, Line 19)
25:             $\hat{\mu}_{\mathbf{q}} \leftarrow \text{Median}(\bar{Z}_{\mathbf{q},1}, \bar{Z}_{\mathbf{q},2}, \dots, \bar{Z}_{\mathbf{q},\bar{N}})$  ▷ Update median
26:            if  $\hat{\mu}_{\mathbf{q}} > \mu_i$  then
27:               $Q_{\mu_i} \leftarrow Q_{\mu_i} \setminus \{\mathbf{q}\}$ 
28:              Remove  $\mathbf{q}$  from every  $B_{H_{\mu_i,a',j',\ell'}}^*(\mathbf{q})$  for all  $a' \in [K_1], j' \in [J_{\mu_i}], \ell' \in [K_{2,j}]$ 
29:               $\hat{\mu}_{\mathbf{q}} \leftarrow \text{QUERYPOINT}(X, \mathbf{q}, \varepsilon)$ 

```

To analyse the performance of $\text{ADDDATAPOINT}(\mathbf{z})$, the analysis first establishes that the KDE estimates are correctly updated after running the procedure (Lemma B.5), ensuring that $\hat{\mu}_{\mathbf{q}}$ remains a $(1 \pm \varepsilon)$ -approximation of $\mu_{\mathbf{q}}$ with high probability. Subsequently, it demonstrates that the total number of times any individual query point \mathbf{q} is updated during a sequence of T data point insertions is $\tilde{O}(1)$ with high probability (Lemma B.7).

Lemma B.5. *After running the $\text{ADDDATAPOINT}(\mathbf{z})$ procedure, it holds with high probability for every $\mathbf{q} \in Q$ that $\hat{\mu}_{\mathbf{q}}$ is a $(1 \pm \varepsilon)$ -approximation of $\mu_{\mathbf{q}}$.*

Proof. We prove that running the initialisation procedure $\text{INITIALISE}(X \cup \mathbf{z}, Q, \varepsilon)$ is the same as running $\text{INITIALISE}(X, Q, \varepsilon)$, and then running $\text{ADDDATAPOINT}(\mathbf{z})$.

- We first examine the $\text{ADDPOINTANDUPDATEQUERIES}(\mathbf{z}, Q, \varepsilon)$ procedure (Algorithm 6). On Lines 7–10 and Lines 12–14, the algorithm samples the point \mathbf{z} with probability $\min\left\{\frac{1}{2^{j+1}\mu_i}, 1\right\}$ and $\frac{1}{2n'}$, respectively: If \mathbf{z} is sampled in Lines 7–10, the algorithm stores \mathbf{z} in the bucket corresponding to hash value $H_{\mu_i,a,j,\ell}(\mathbf{z})$; if \mathbf{z} is sampled in Lines 12–14, the algorithm adds \mathbf{z} to the set $\tilde{X}_{\mu_i,a}$. This is the same as sampling and storing \mathbf{z} in the $\text{PREPROCESS}(X \cup \mathbf{z}, \varepsilon)$ procedure (Algorithm 2) on Lines 8 and 13, which is called during $\text{INITIALISE}(X \cup \mathbf{z}, Q, \varepsilon)$. Hence, after running $\text{INITIALISE}(X, Q, \varepsilon)$ followed by $\text{ADDPOINTANDUPDATEQUERIES}(\mathbf{z}, Q, \varepsilon)$, the stored points in $H_{\mu_i,a,j,\ell}$ and $\tilde{X}_{\mu_i,a}$ for all $\mu_i \in M$, $a \in [K_1]$, $j \in [J_{\mu_i}]$, and $\ell \in [K_{2,j}]$ are the same as the ones after running $\text{INITIALISE}(X \cup \mathbf{z}, Q, \varepsilon)$.

- Next, we prove that the estimates $\hat{\mu}_{\mathbf{q}}$ are updated correctly for every $\mathbf{q} \in Q$. Without loss of generality, let \mathbf{q} be a query point such that $\mathbf{q} \in Q_{\mu_i} \setminus \bigcup_{j' < i} Q_{\mu_{j'}}$.
 - We first note that, when running INITIALISE(X, Q, ε) (Algorithm 1), the KDE estimate for \mathbf{q} is returned by running QUERYMUESTIMATE($X, \mathbf{q}, \varepsilon, \mu_i$) (Line 26 of Algorithm 3).
 - When running INITIALISE($X \cup \mathbf{z}, Q, \varepsilon$), if \mathbf{z} is sampled on Line 8 during PREPROCESS($X \cup \mathbf{z}, \varepsilon$) for any iteration $a \in [K_1]$, $j \in [J_{\mu_i}]$, then \mathbf{z} is stored in the bucket $B_{H_{\mu_i, a, j, \ell}}(\mathbf{z})$ for all $\ell \in [K_{2, j}]$. Moreover, if \mathbf{z} is sampled on Line 13 for any iteration $a \in [K_1]$, then \mathbf{z} is stored in $\tilde{X}_{\mu_i, a}$. In this case, if $H_{\mu_i, a, j, \ell}(\mathbf{q}) = H_{\mu_i, a, j, \ell}(\mathbf{z})$ and $\mathbf{z} \in L_j^{\mathbf{q}}$ for some $\ell \in [K_{2, j}]$, or if $\mathbf{z} \in L_{J_{\mu_i}+1}^{\mathbf{q}}$, then \mathbf{z} would be included in the set of recovered points S for the iteration $a \in [K_1]$, and consequently in the estimator $Z_{\mathbf{q}, a}$ when QUERYMUESTIMATE($X \cup \mathbf{z}, \mathbf{q}, \varepsilon, \mu_i$) is called during PREPROCESSQUERYPOINTS($X \cup \mathbf{z}, Q, \varepsilon$) (Algorithm 4).
 - On the other hand, we notice that, when running ADDPOINTANDUPDATEQUERIES($\mathbf{z}, Q, \varepsilon$), \mathbf{q} is recovered if (i) $H_{\mu_i, a, j, \ell}(\mathbf{q}) = H_{\mu_i, a, j, \ell}(\mathbf{z})$ and $\mathbf{q} \in L_j^{\mathbf{z}}$ (Line 11 of Algorithm 6) or (ii) $\mathbf{q} \in L_{J_{\mu_i}+1}^{\mathbf{z}}$ (Line 15 of Algorithm 6). Furthermore, (i) $\mathbf{q} \in L_j^{\mathbf{z}}$ if and only if $\mathbf{z} \in L_{j'}^{\mathbf{q}}$ for any $j' \in [J_{\mu_i} + 1]$, and (ii) the buckets $B_{H_{\mu_i, a, j, \ell}}^*(\mathbf{q})$ and $B_{H_{\mu_i, a, j, \ell}}^*(\mathbf{z})$ are populated using the same hash function (Line 13 of Algorithm 4). Therefore, \mathbf{q} is recovered at iteration $a \in [K_1]$ when running ADDPOINTANDUPDATEQUERIES($\mathbf{z}, Q, \varepsilon$) if and only if \mathbf{z} is included in the estimator $Z_{\mathbf{q}, a}$ when QUERYMUESTIMATE($X \cup \mathbf{z}, \mathbf{q}, \varepsilon, \mu_i$) is called during PREPROCESSQUERYPOINTS($X \cup \mathbf{z}, Q, \varepsilon$). Then, the estimator $Z_{\mathbf{q}, a}$ is updated accordingly by adding \mathbf{z} through Lines 17–25 of Algorithm 6 as it would be done through Lines 10–20 of Algorithm 3.
 - Finally, if $\hat{\mu}_{\mathbf{q}} > \mu_i$, then we re-estimate the query point on Lines 26–29, to ensure we have the correct estimate $\hat{\mu}_{\mathbf{q}}$. We also update the set Q_{μ_i} accordingly, and remove \mathbf{q} from every $B_{H_{\mu_i, a', j', \ell'}}^*(\mathbf{z})$ for all $a' \in [K_1]$, $j' \in [J_{\mu_i}]$, and $\ell' \in [K_{2, j}]$.

Combining everything together, we have shown that performing the initialisation procedure INITIALISE($X \cup \mathbf{z}, Q, \varepsilon$) is the same as running INITIALISE(X, Q, ε), followed by ADDDATAPOINT(\mathbf{z}). \square

Next, we prove how many times any individual query point \mathbf{q} is updated as the data points are inserted using the ADDDATAPOINT(\mathbf{z}) procedure. Let $X_1^{\mathbf{q}} \triangleq \{\mathbf{x}_1, \dots, \mathbf{x}_{n_1}\}$ be the set of points presented at the time when \mathbf{q} is added, and let $Z_T \triangleq \{\mathbf{z}_1, \dots, \mathbf{z}_T\}$ be the points added up until the query time T . We use \mathbf{z}_t to denote the new point added at time t . Note that it holds for the points X_T at time $T \geq 1$ that $X_T^{\mathbf{q}} = X_1^{\mathbf{q}} \cup Z_T$. Next, we define the event $\mathcal{F}_t^{\mathbf{q}}$ that

$$\hat{\mu}_{\mathbf{q}, t} \in (1 \pm \varepsilon) \cdot k(\mathbf{q}, X_t), \quad (\text{B.2})$$

where $\hat{\mu}_{\mathbf{q}, t}$ is the maintained query estimate for \mathbf{q} at time t from Algorithm 1. By Lemma B.4, we know that $\mathcal{F}_t^{\mathbf{q}}$ happens with high probability. Moreover, for a large enough constant C on Line 6 of Algorithm 1, we can ensure that this happens with high probability at every time step t . Therefore in the following we assume $\mathcal{F}_t^{\mathbf{q}}$ happens. We also introduce the following notation.

Definition B.6. We define $T_{\mu_i}^{\mathbf{q}}$ to be the time step such that

$$k(\mathbf{q}, X_{T_{\mu_i}^{\mathbf{q}}}^{\mathbf{q}}) = k(\mathbf{q}, X_1^{\mathbf{q}}) + \sum_{t=1}^{T_{\mu_i}^{\mathbf{q}}} k(\mathbf{q}, \mathbf{z}_t) \leq \mu_i$$

and

$$k(\mathbf{q}, X_{T_{\mu_i}^{\mathbf{q}}+1}^{\mathbf{q}}) = k(\mathbf{q}, X_1^{\mathbf{q}}) + \sum_{t=1}^{T_{\mu_i}^{\mathbf{q}}+1} k(\mathbf{q}, \mathbf{z}_t) > \mu_i.$$

By definition, $T_{\mu_i}^{\mathbf{q}}$ is the last time step at which the KDE value of \mathbf{q} is at most μ_i . The next lemma analyses the number of times a query point \mathbf{q} is updated.

Lemma B.7. Let \mathbf{q} be a maintained query point by our algorithm. Then the total number of updates $\mathcal{U}_T^{\mathbf{q}}$ during T insertions is, with high probability, $\mathcal{U}_T^{\mathbf{q}} = \tilde{O}(1)$.

Proof. Since the KDE data structure can be re-initialised at most $\log(T) = \tilde{O}(1)$ times (cf. Line 18 of Algorithm 1) through the sequence of T updates, it suffices for us to analyse the number of times \mathbf{q} is updated between different re-initialisations; we assume this in the remaining part of the proof. To analyse the expected number of times that \mathbf{q} (Line 23 of Algorithm 6) is updated throughout the sequences of updates Z_T , we define the random variable $Y_{a,t}^{\mathbf{q}}$ by

$$Y_{a,t}^{\mathbf{q}} \triangleq \begin{cases} 1 & \text{if estimate } Z_{\mathbf{q},a} \text{ is updated at time } t \\ 0 & \text{otherwise.} \end{cases}$$

Let $\mathcal{E}_{a,t}^{\mathbf{q}}$ be the event that estimate $Z_{\mathbf{q},a}$ is updated at time t , and we assume without loss of generality that $T_{\mu_{i'}-1}^{\mathbf{q}} < t \leq T_{\mu_{i'}}^{\mathbf{q}}$ for some $\mu_{i'}$. First note that estimate $Z_{\mathbf{q},a}$ is updated if $\mathbf{q} \in S$ (Line 16 of Algorithm 6). Furthermore, because $\hat{\mu}_{\mathbf{q},t-1} \in (1 \pm \varepsilon) \cdot k(\mathbf{q}, X_{t-1})$ by (B.2) and $T_{\mu_{i'}-1}^{\mathbf{q}} < t \leq T_{\mu_{i'}}^{\mathbf{q}}$, one of the following holds:

- (i) $\mathbf{q} \in Q_{\mu_{i'}} \setminus \left(\bigcup_{j' < i'} Q_{\mu_{j'}} \right)$;
- (ii) $\mathbf{q} \in Q_{\mu_{i'-1}} \setminus \left(\bigcup_{j' < i'-1} Q_{\mu_{j'}} \right)$;
- (iii) $\mathbf{q} \in Q_{\mu_{i'+1}} \setminus \left(\bigcup_{j' < i'+1} Q_{\mu_{j'}} \right)$.

Additionally, it holds that $\mathbf{q} \in L_{j'}^{\mathbf{z}_t}$ for some $j' \in J_{\mu_{i'}}$.

By these conditions, \mathbf{q} is included in S at time t if and only if \mathbf{z}_t is sampled at either the iteration for $\mu_{i'} \in M$, $\mu_{i'-1} \in M$ or $\mu_{i'+1} \in M$ (Line 3 of Algorithm 6), and the corresponding iteration $j' \in J_{\mu_{i'+1}}$ on Line 7 of Algorithm 6. Therefore, it holds for $t \in (T_{\mu_{i'-1}}^{\mathbf{q}}, T_{\mu_{i'}}^{\mathbf{q}}]$ that

$$\mathbb{P}[\mathcal{E}_{a,t}^{\mathbf{q}}] \leq \frac{1}{2^{j'+1} \cdot \mu_{i'-1}} \leq \frac{1}{2^{j'} \cdot \mu_{i'}} \leq \frac{2k(\mathbf{q}, \mathbf{z}_t)}{\mu_{i'}}, \quad (\text{B.3})$$

where the last inequality uses the fact that $\mathbf{q} \in L_{j'}^{\mathbf{z}_t}$ (Definition 2.3). Similarly, we have that

$$\mathbb{P}[\mathcal{E}_{a,t}^{\mathbf{q}}] \geq \frac{k(\mathbf{q}, \mathbf{z}_t)}{4\mu_{i'}}.$$

Let $\mathcal{U}_T^{\mathbf{q}} \triangleq \sum_{a=1}^{K_1} \sum_{t=1}^T Y_{a,t}^{\mathbf{q}}$ be the total number of times that the query point \mathbf{q} is updated, and we have that

$$\begin{aligned} \mathbb{E}[\mathcal{U}_T^{\mathbf{q}}] &= \sum_{a=1}^{K_1} \sum_{t=1}^T \mathbb{E}[Y_{a,t}^{\mathbf{q}}] \\ &= \sum_{a=1}^{K_1} \sum_{t=1}^T \mathbb{P}[\mathcal{E}_{a,t}^{\mathbf{q}}] \\ &= \sum_{a=1}^{K_1} \sum_{\mu_{i'} \in M} \sum_{t=T_{\mu_{i'}-1}^{\mathbf{q}}}^{T_{\mu_{i'}}^{\mathbf{q}}} \mathbb{P}[\mathcal{E}_{a,t}^{\mathbf{q}}] \\ &\leq \sum_{a=1}^{K_1} \sum_{\mu_{i'} \in M} \sum_{t=T_{\mu_{i'}-1}^{\mathbf{q}}}^{T_{\mu_{i'}}^{\mathbf{q}}} \frac{2k(\mathbf{q}, \mathbf{z}_t)}{\mu_{i'}} \\ &\leq \sum_{a=1}^{K_1} \sum_{\mu_{i'} \in M} \frac{2\mu_{i'}}{\mu_{i'}} \\ &= 2 \cdot K_1 \cdot |M| \\ &= \tilde{O}(1), \end{aligned}$$

where the first inequality follows by (B.3) and the second one holds by the fact that

$$\sum_{t=T_{\mu_{i'}}^{\mathbf{q}}-1}^{T_{\mu_{i'}}^{\mathbf{q}}} k(\mathbf{q}, \mathbf{z}_t) \leq \mu_{i'}.$$

Similarly, we have that

$$\mathbb{E} [\mathcal{U}_T^{\mathbf{q}}] \geq \frac{1}{4} \cdot K_1 \cdot |M|.$$

By the Chernoff bound, it holds that

$$\mathbb{P} [\mathcal{U}_T^{\mathbf{q}} \geq 10 \cdot \mathbb{E} [\mathcal{U}_T^{\mathbf{q}}]] \leq \left(\frac{e^9}{10^{10}} \right)^{K_1 \cdot |M|/4} \leq \exp(-K_1 \cdot |M|) = o(n^{-c})$$

for some constant c , and we have with high probability that $\mathcal{U}_T^{\mathbf{q}} \leq 20 \cdot K_1 \cdot |M| = \tilde{O}(1)$, which proves the statement. \square

B.3. Proof of Theorem 3.1

Proof. We start with proving the first statement. Notice that $\text{PREPROCESS}(X, \varepsilon)$ goes through $M \cdot K_1 \cdot J_{\mu_i} \cdot K_{2,j}$ iterations, where $M = O(\log(n_1))$, $K_1 = O(\varepsilon^{-2} \cdot \log(n_1))$, $J_{\mu_i} = O(\log(n_1))$ and $K_{2,j} = O(\log(n_1) \cdot \text{cost}(k))$. Since $k_j = \tilde{O}(1)$ by definition, the algorithm concatenates $\tilde{O}(1)$ LSH functions. By Lemma 2.1, the evaluation time of $H^*(\mathbf{x})$ for any $H^* \in \mathcal{H}^{k_j}$ is $n_1^{o(1)}$, and hashing all n_1 points yields the running time of $\varepsilon^{-2} \cdot n_1^{1+o(1)} \cdot \text{cost}(k)$ for $\text{PREPROCESS}(X, \varepsilon)$ in the worst case. Since we start with an empty set of query points $Q = \emptyset$, the running time of $\text{PREPROCESSQUERYPOINTS}(X, Q, \varepsilon)$ can be omitted. This proves the first statement.

The guarantees for $\text{ADDQUERYPOINT}(\mathbf{q})$ in the second statement follow from Lemma B.2 and Lemma B.4. The running time for $\text{DELETEQUERYPOINT}(\mathbf{q})$ follows from the running time guarantee for $\text{ADDQUERYPOINT}(\mathbf{q})$.

Now we prove the third statement. The correctness of the updated estimate of $\mu_{\mathbf{q}}$ follows from Lemma B.5. To prove the time complexity, we notice that, when running $\text{ADDDATAPOINT}(\mathbf{z})$, the procedure goes through $M \cdot K_1 \cdot J_{\mu_i} \cdot K_{2,j}$ iterations, where $M = O(\log n)$, $K_1 = O(\log(n)/\varepsilon^2)$, $J_{\mu_i} = O(\log n)$, and $K_{2,j} = O(\log(n) \cdot \text{cost}(k))$. In the worst case, \mathbf{z} is sampled in every iteration on Line 7 of Algorithm 6, and needs to be stored in the bucket $B_{H_{\mu_i, a, j, \ell}}(\mathbf{z})$. Therefore, the running time of updating all the buckets $B_{H_{\mu_i, a, j, \ell}}(\mathbf{z})$ for a new \mathbf{z} is at most $\varepsilon^{-2} \cdot n^{o(1)} \cdot \text{cost}(k)$. To analyse Lines 17–26 of Algorithm 6, we perform an amortised analysis. By Lemma B.7, it holds with high probability that every $\mathbf{q} \in Q$ is updated $\tilde{O}(1)$ times throughout the sequence of data point updates. When $\mathbf{q} \in Q$ is updated, the total running time for Lines 17–26 is

$$\tilde{O}(\varepsilon^{-2} \cdot K_{2,j} + \varepsilon^{-2} \cdot \text{cost}(k)) = \tilde{O}(\varepsilon^{-2} \cdot \text{cost}(k)),$$

due to Lines 28 and 29. Let T be the total number of query and data point insertions at any point throughout the sequence of updates, and $m \triangleq |Q|$. Then the amortised update time is

$$\tilde{O}\left(\frac{m \cdot \varepsilon^{-2} \cdot \text{cost}(k)}{T}\right) = \tilde{O}\left(\frac{m \cdot \varepsilon^{-2} \cdot \text{cost}(k)}{m}\right) = \tilde{O}(\varepsilon^{-2} \cdot \text{cost}(k)),$$

where the second inequality follows from $T \geq m$, as the algorithm started with an empty query set $Q = \emptyset$. Combining everything together proves the running time. \square

C. Omitted Detail from Section 4

This section presents all the detail omitted from Section 4, and is organised as follow: Section C.1 presents and analyses the algorithm for the initialisation step; Section C.2 presents and analyses the algorithm for the dynamic update step.

C.1. The Initialisation Step

In this subsection we present the algorithms used in the initialisation step, and analyse its correctness as well as complexity. We first introduce the tree data structure (Algorithm 7) and the initialisation procedures for constructing an approximate

similarity graph (Algorithm 8). The analysis then establishes the probability that a sampling path passes through any internal node of the constructed tree (Lemma C.1), which is crucial for the subsequent correctness and time complexity analysis that follow Macgregor & Sun (2023) to a large extent.

The following tree data structure will be used in the design of our procedures.

Algorithm 7 Tree Data Structure

```

1: LEAF( $\mathbf{x}_i$ )
2:   Input: data point  $\mathbf{x}_i$ 
3:    $\text{data} \leftarrow \mathbf{x}_i$  ▷ Stores the data point
4:    $\text{paths} \leftarrow \text{NIL}$  ▷ Stores the sampling paths ending at this leaf
5: NODE( $X$ )
6:   Input: set of data points  $X$ 
7:    $\text{data} \leftarrow X$  ▷ Stores the data points in the subtree rooted at this node
8:    $\text{size} \leftarrow |X|$  ▷ Number of data points in the subtree rooted at this node
9:    $\text{kde} \leftarrow \text{NIL}$  ▷ Stores the DynamicKDE structure
10:   $\text{left} \leftarrow \text{NIL}$  ▷ Left child node
11:   $\text{right} \leftarrow \text{NIL}$  ▷ Right child node
12:   $\text{parent} \leftarrow \text{NIL}$  ▷ Parent node
13:   $\text{paths} \leftarrow \text{NIL}$  ▷ Stores the sampling paths passing through this node
    
```

Based on this data structure, the main procedures used for constructing an approximate similarity graph in the initialisation step are presented in Algorithm 8. We remark that, for any set X of data points, we always set $\varepsilon = 1/\log^3 |X|$ when running the DYANMICKDE.INITIALISE procedure. Choosing a fixed value of ε in this section allows us to simplify the presentation of the analysis without loss of generality.

To analyse the correctness and time complexity of the algorithm, we first prove that, for any data point $\mathbf{x}_i \in X$, the probability that its sampling path $\mathcal{P}_{\mathbf{x}_i, \ell}$ passes through any internal node \mathcal{T}' depends on the KDE value of \mathbf{x}_i with respect to $\mathcal{T}'.\text{data}$.

Lemma C.1. *For any point $\mathbf{x}_i \in X$, tree \mathcal{T} constructed by CONSTRUCTGRAPH (Algorithm 8), and sampling path $\mathcal{P}_{\mathbf{x}_i, \ell}$ (for any $\ell \in [L]$), the probability that $\mathcal{P}_{\mathbf{x}_i, \ell}$ passes through any internal node \mathcal{T}' of \mathcal{T} is given by*

$$\frac{k(\mathbf{x}_i, \mathcal{T}'.\text{data})}{2k(\mathbf{x}_i, \mathcal{T}.\text{data})} \leq \mathbb{P}[\mathcal{P}_{\mathbf{x}_i, \ell} \in \mathcal{T}'.\text{paths}] \leq \frac{2k(\mathbf{x}_i, \mathcal{T}'.\text{data})}{k(\mathbf{x}_i, \mathcal{T}.\text{data})}.$$

Proof. Let $X = \{\mathbf{x}_1, \dots, \mathbf{x}_{n_1}\}$ be the input data points for the CONSTRUCTGRAPH(X, ε) procedure in Algorithm 8. Then, in each recursive call (at some internal root \mathcal{T}'') to SAMPLE (Algorithm 8) we are given the data points $X_L \triangleq \mathcal{T}''.\text{left.data}$ and $X_R \triangleq \mathcal{T}''.\text{right.data}$ as input and assign $\mathcal{P}_{\mathbf{x}_i, \ell}$ to either $\mathcal{T}''_L \triangleq \mathcal{T}''.\text{left}$ or $\mathcal{T}''_R \triangleq \mathcal{T}''.\text{right}$. By Line 32 of Algorithm 8, we have that the probability of assigning $\mathcal{P}_{\mathbf{x}_i, \ell}$ to $\mathcal{T}''_L.\text{paths}$ is

$$\mathbb{P}[\mathcal{P}_{\mathbf{x}_i, \ell} \in \mathcal{T}''_L.\text{paths} \mid \mathcal{P}_{\mathbf{x}_i, \ell} \in \mathcal{T}''.\text{paths}] = \frac{\mathcal{T}''_L.\hat{\mu}_{\mathbf{x}_i}}{\mathcal{T}''.\hat{\mu}_{\mathbf{x}_i}}.$$

By the performance guarantee of the KDE algorithm (Theorem 3.1), we have that $\mathcal{T}''.\hat{\mu}_{\mathbf{x}_i} \in (1 \pm \varepsilon) \cdot k(\mathcal{T}''.\text{data}, \mathbf{x}_i)$. This gives

$$\begin{aligned} \left(\frac{1 - \varepsilon}{1 + \varepsilon} \right) \frac{k(\mathbf{x}_i, \mathcal{T}''_L.\text{data})}{k(\mathbf{x}_i, \mathcal{T}''.\text{data})} &\leq \mathbb{P}[\mathcal{P}_{\mathbf{x}_i, \ell} \in \mathcal{T}''_L.\text{paths} \mid \mathcal{P}_{\mathbf{x}_i, \ell} \in \mathcal{T}''.\text{paths}] \\ &\leq \left(\frac{1 + \varepsilon}{1 - \varepsilon} \right) \frac{k(\mathbf{x}_i, \mathcal{T}''_L.\text{data})}{k(\mathbf{x}_i, \mathcal{T}''.\text{data})}. \end{aligned} \tag{C.1}$$

Next, notice that it holds for a sequence of internal nodes $\mathcal{T}_1, \mathcal{T}_2, \dots, \mathcal{T}_r$ with $\mathcal{T}_i.\text{parent} = \mathcal{T}_{i+1}$ ($1 \leq i \leq r-1$) that

$$\mathbb{P}[\mathcal{P}_{\mathbf{x}_i, \ell} \in \mathcal{T}_1.\text{paths}] = \prod_{1 \leq j \leq r-1} \mathbb{P}[\mathcal{P}_{\mathbf{x}_i, \ell} \in \mathcal{T}_j.\text{paths} \mid \mathcal{P}_{\mathbf{x}_i, \ell} \in \mathcal{T}_{j+1}.\text{paths}],$$

Algorithm 8 Initialisation Procedures for Constructing an Approximate Similarity Graph

```

1: procedure INITIALISETREE( $X$ )
2:   Input: set  $X$  of data points
3:   if  $|X| = 1$  then
4:     return LEAF( $X$ ) ▷ Leaves store individual data points  $\mathbf{x}_i \in X$ 
5:   else
6:      $\mathcal{T} \leftarrow \text{NODE}(X)$ 
7:      $m \leftarrow 2^{\lfloor \log(|X|/2) \rfloor}$ ,  $\hat{n} \leftarrow |X|$  ▷ Nearest power of 2 less than or equal to  $\hat{n}/2$ 
8:      $X_L \leftarrow X[1 : \hat{n} - m]$ ,  $X_R \leftarrow X[\hat{n} - m + 1 : \hat{n}]$  ▷ Split the dataset into two
9:      $\mathcal{T}_L \leftarrow \text{INITIALISETREE}(X_L)$ ,  $\mathcal{T}_R \leftarrow \text{INITIALISETREE}(X_R)$ 
10:     $\mathcal{T}.\text{left} \leftarrow \mathcal{T}_L$ ,  $\mathcal{T}.\text{right} \leftarrow \mathcal{T}_R$ 
11:     $\mathcal{T}_L.\text{kde} \leftarrow \text{DYNAMICKDE.INITIALISE}(X_L, \emptyset, \frac{1}{\log^3 n})$  ▷ (Algorithm 1)
12:     $\mathcal{T}_R.\text{kde} \leftarrow \text{DYNAMICKDE.INITIALISE}(X_R, \emptyset, \frac{1}{\log^3 n})$ 
13:    return  $\mathcal{T}$ 
14:
15: procedure SAMPLE( $S, \mathcal{T}, \ell$ )
16:   Input: set  $S$  of points  $\mathbf{x}_i$ , KDE tree  $\mathcal{T}$  representing data points  $X$ , sample index  $\ell$ 
17:   Output:  $E = \{(\mathbf{x}_i, \mathbf{x}_j) \text{ for some } i, j\}$ 
18:   for  $\mathbf{x}_i \in S$  do
19:      $\mathcal{P}_{\mathbf{x}_i, \ell} \leftarrow \mathcal{P}_{\mathbf{x}_i, \ell} \cup \mathcal{T}$ 
20:      $\mathcal{T}.\text{paths} \leftarrow \mathcal{T}.\text{paths} \cup \{\mathcal{P}_{\mathbf{x}_i, \ell}\}$  ▷ Update and store sample paths
21:   if ISLEAF( $\mathcal{T}$ ) then
22:     return  $S \times \mathcal{T}.\text{data}$ 
23:   else
24:      $\mathcal{T}_L \leftarrow \mathcal{T}.\text{left}$ ,  $X_L \leftarrow \mathcal{T}_L.\text{data}$ 
25:      $\mathcal{T}_R \leftarrow \mathcal{T}.\text{right}$ ,  $X_R \leftarrow \mathcal{T}_R.\text{data}$ 
26:     for  $\mathbf{x}_i \in S$  do
27:        $\mathcal{T}_L.\hat{\mu}_{\mathbf{x}_i} \leftarrow \mathcal{T}_L.\text{kde}.\text{ADDQUERYPOINT}(\mathbf{x}_i)$  ▷ (Algorithm 1)
28:        $\mathcal{T}_R.\hat{\mu}_{\mathbf{x}_i} \leftarrow \mathcal{T}_R.\text{kde}.\text{ADDQUERYPOINT}(\mathbf{x}_i)$ 
29:        $S_L \leftarrow \emptyset$ ,  $S_R \leftarrow \emptyset$ 
30:       for  $\mathbf{x}_i \in S$  do
31:          $r \sim \text{Unif}[0, 1]$ 
32:         if  $r \leq \frac{\mathcal{T}_L.\hat{\mu}_{\mathbf{x}_i}}{\mathcal{T}_L.\hat{\mu}_{\mathbf{x}_i} + \mathcal{T}_R.\hat{\mu}_{\mathbf{x}_i}}$  then
33:            $S_L \leftarrow S_L \cup \{\mathbf{x}_i\}$ 
34:         else
35:            $S_R \leftarrow S_R \cup \{\mathbf{x}_i\}$ 
36:       return  $\text{SAMPLE}(S_L, \mathcal{T}_L, \ell) \cup \text{SAMPLE}(S_R, \mathcal{T}_R, \ell)$ 
37:
38: procedure CONSTRUCTGRAPH( $X$ )
39:   Input: set of data points  $X$ 
40:    $\mathcal{T} \leftarrow \text{INITIALISETREE}(X)$ 
41:    $\mathcal{T}.\text{kde} \leftarrow \text{DYNAMICKDE.INITIALISE}(X, X, \frac{1}{\log^3 |X|})$  ▷ (Algorithm 1)
42:    $E \leftarrow \emptyset$ 
43:   for  $\ell \in [L]$  do
44:      $E_\ell \leftarrow \text{SAMPLE}(X, \mathcal{T}, \ell)$ 
45:      $E \leftarrow E \cup E_\ell$ 
46:     for  $(\mathbf{x}_i, \mathbf{x}_j) \in E_\ell$  do
47:        $\hat{w}(i, j) \leftarrow L \cdot k(\mathbf{x}_i, \mathbf{x}_j) / \min\{\mathcal{T}.\text{kde}.\hat{\mu}_{\mathbf{x}_i}, \mathcal{T}.\text{kde}.\hat{\mu}_{\mathbf{x}_j}\}$ 
48:       if  $\min\{\mathcal{T}.\text{kde}.\hat{\mu}_{\mathbf{x}_i}, \mathcal{T}.\text{kde}.\hat{\mu}_{\mathbf{x}_j}\} = \mathcal{T}.\text{kde}.\hat{\mu}_{\mathbf{x}_j}$  then
49:          $\mathcal{B}_{\mathbf{x}_j} \leftarrow \mathcal{B}_{\mathbf{x}_j} \cup \{\mathbf{x}_i\}$  ▷ Track neighbors with higher degree
50:          $w_G(\mathbf{x}_i, \mathbf{x}_j) \leftarrow w_G(\mathbf{x}_i, \mathbf{x}_j) + \frac{k(\mathbf{x}_i, \mathbf{x}_j)}{\hat{w}(i, j)}$ 
51:   return  $\mathcal{T}$ ,  $G \triangleq (X, E, w_G)$ 

```

where each term in the right hand side above corresponds to one level of recursion of the SAMPLE procedure in Algorithm 8 and there are at most $\lceil \log_2(n_1) \rceil$ terms. Then, by setting $\mathcal{T}_r = \mathcal{T}$, $\mathcal{T}_1 = \mathcal{T}'$, (C.1), and the fact that the denominator and numerator of adjacent terms cancel out, we have

$$\begin{aligned} \left(\frac{1 - \varepsilon}{1 + \varepsilon} \right)^{\lceil \log(n_1) \rceil} \frac{k(\mathbf{x}_i, \mathcal{T}'.\text{data})}{k(\mathbf{x}_i, \mathcal{T}.\text{data})} &\leq \mathbb{P}[\mathcal{P}_{\mathbf{x}_i, \ell} \in \mathcal{T}'.\text{paths}] \\ &\leq \left(\frac{1 + \varepsilon}{1 - \varepsilon} \right)^{\lceil \log(n_1) \rceil} \frac{k(\mathbf{x}_i, \mathcal{T}'.\text{data})}{k(\mathbf{x}_i, \mathcal{T}.\text{data})}. \end{aligned}$$

For the lower bound, we have that

$$\left(\frac{1 - \varepsilon}{1 + \varepsilon} \right)^{\lceil \log(n_1) \rceil} \geq (1 - 2\varepsilon)^{\lceil \log(n_1) \rceil} \geq 1 - 3\varepsilon \log(n_1) \geq 1/2,$$

where the final inequality follows by the condition of ε that $\varepsilon \leq 1/\log^3(n_1)$.

For the upper bound, we similarly have

$$\left(\frac{1 + \varepsilon}{1 - \varepsilon} \right)^{\lceil \log(n_1) \rceil} \leq (1 + 3\varepsilon)^{\lceil \log(n_1) \rceil} \leq \exp(3\varepsilon \lceil \log(n_1) \rceil) \leq e^{2/3} \leq 2,$$

where the first inequality follows since $\varepsilon \leq 1/\log^3(n_1)$. □

The remaining part of our analysis is very similar to the proof presented in (Macgregor & Sun, 2023).

For each added edge, CONSTRUCTGRAPH(X) computes the estimate defined by

$$\widehat{w}(i, j) \triangleq 6C \cdot \frac{\log n_1}{\lambda_{k+1}} \cdot \frac{k(\mathbf{x}_i, \mathbf{x}_j)}{\min\{\hat{\mu}_{\mathbf{x}_i}, \hat{\mu}_{\mathbf{x}_j}\}},$$

where for the ease of notation we denote $\mathcal{T}.\text{kde}.\hat{\mu}_{\mathbf{x}_i} \triangleq \hat{\mu}_{\mathbf{x}_i}$ and $\mathcal{T}.\text{kde}.\hat{\mu}_{\mathbf{x}_j} \triangleq \hat{\mu}_{\mathbf{x}_j}$. If an edge $(\mathbf{x}_i, \mathbf{x}_j)$ is sampled, then the edge is included with weight $k(\mathbf{x}_i, \mathbf{x}_j)/\widehat{w}(i, j)$. The algorithm in (Macgregor & Sun, 2023) is almost the same as our algorithm, with the only difference that in their case the edge is included with weight $k(\mathbf{x}_i, \mathbf{x}_j)/\widehat{p}(i, j)$, where

$$\widehat{p}(i, j) \triangleq 6C \cdot \frac{k(\mathbf{x}_i, \mathbf{x}_j) \cdot \log n_1}{\lambda_{k+1}} \cdot \left(\frac{1}{\hat{\mu}_{\mathbf{x}_i}} + \frac{1}{\hat{\mu}_{\mathbf{x}_j}} \right) - \left(6C \cdot \frac{k(\mathbf{x}_i, \mathbf{x}_j) \cdot \log n_1}{\lambda_{k+1}} \right)^2 \cdot \frac{1}{\hat{\mu}_{\mathbf{x}_i} \cdot \hat{\mu}_{\mathbf{x}_j}}.$$

Notice that

$$\widehat{p}(i, j) \leq 6C \cdot \frac{k(\mathbf{x}_i, \mathbf{x}_j) \cdot \log n_1}{\lambda_{k+1}} \cdot \left(\frac{1}{\hat{\mu}_{\mathbf{x}_i}} + \frac{1}{\hat{\mu}_{\mathbf{x}_j}} \right) \leq 2\widehat{w}(i, j).$$

Assuming without loss of generality that

$$6C \cdot \frac{k(\mathbf{x}_i, \mathbf{x}_j) \cdot \log n_1}{\lambda_{k+1}} \cdot \left(\frac{1}{\hat{\mu}_{\mathbf{x}_i}} + \frac{1}{\hat{\mu}_{\mathbf{x}_j}} \right) < 1,$$

we have that

$$\widehat{p}(i, j) \geq 3C \cdot \frac{k(\mathbf{x}_i, \mathbf{x}_j) \cdot \log n_1}{\lambda_{k+1}} \cdot \left(\frac{1}{\hat{\mu}_{\mathbf{x}_i}} + \frac{1}{\hat{\mu}_{\mathbf{x}_j}} \right) \geq \frac{\widehat{w}(i, j)}{2}.$$

As such, the scaling factor $\widehat{w}(i, j)$ in our algorithm and $\widehat{p}(i, j)$ in the algorithm of (Macgregor & Sun, 2023) are within a constant factor of each other. Therefore, to prove the first statement of Theorem 4.1, one can follow the proof of Theorem 2 of (Macgregor & Sun, 2023), while replacing each $\widehat{p}(i, j)$ with $\widehat{w}(i, j)$ appropriately.

C.2. The Dynamic Update Step

In this subsection we present the algorithm used in the dynamic update step, and analyse its correctness as well as complexity. Our main algorithm for dynamically updating an approximate similarity graph is described in Algorithm 9, and the RESAMPLE procedure can be found in Algorithm 10.

Our analysis for the dynamic update step first covers the running time of the $\text{SAMPLE}(\{\mathbf{x}\}, \mathcal{T}, \ell)$ and $\text{RESAMPLE}(\mathcal{T}, \mathcal{P}_{\mathbf{x}, \ell})$ procedures (Lemma 4.2). It then proves a sequence of lemmas bounding the total number of sampling paths that need to be resampled (Lemmas C.3, C.4, and C.5). Finally, the correctness follows by the fact that the update step is equivalent to a full reconstruction of the tree after an update (Lemma C.6).

Algorithm 9 Dynamic Update Algorithm for Constructing an Approximate Similarity Graph

```

1: procedure UPDATEGRAPH( $G = (X, E, w_G), \mathcal{T}, \mathbf{z}$ )
2:   Input: an approximate similarity graph  $G$ , KDE tree  $\mathcal{T}$ , new data point  $\mathbf{z}$ 
3:    $\mathcal{A} \leftarrow \text{ADDDATAPOINTTREE}(\mathcal{T}, \mathbf{z})$  ▷ (Algorithm 10)
4:    $E_{\text{new}} \leftarrow \emptyset$ 
5:   for  $\ell = 1, 2, \dots, L$  do ▷ Sample  $L$  neighbours from the new vertex  $\mathbf{z}$ 
6:      $(\mathbf{z}, \mathbf{x}_j) \leftarrow \text{SAMPLE}(\{\mathbf{z}\}, \mathcal{T}, \ell)$ 
7:      $E_{\text{new}} \leftarrow E_{\text{new}} \cup \{(\mathbf{z}, \mathbf{x}_j)\}$ 
8:      $\hat{w}(i, j) \leftarrow \frac{L \cdot k(\mathbf{z}, \mathbf{x}_j)}{\min\{\mathcal{T}.\text{kde}.\hat{\mu}_{\mathbf{z}}, \mathcal{T}.\text{kde}.\hat{\mu}_{\mathbf{x}_j}\}}$ 
9:      $w_G(\mathbf{z}, \mathbf{x}_j) \leftarrow \frac{k(\mathbf{z}, \mathbf{x}_j)}{\hat{w}(i, j)}$ 
10:    if  $\min\{\mathcal{T}.\text{kde}.\hat{\mu}_{\mathbf{z}}, \mathcal{T}.\text{kde}.\hat{\mu}_{\mathbf{x}_j}\} = \mathcal{T}.\text{kde}.\hat{\mu}_{\mathbf{x}_j}$  then
11:       $\mathcal{B}_{\mathbf{x}_j} \leftarrow \mathcal{B}_{\mathbf{x}_j} \cup \{\mathbf{z}\}$ 
12:     $E \leftarrow E \cup E_{\text{new}}$ 
13:    for  $\mathbf{x}_i$  such that  $\mathcal{T}.\text{kde}.\hat{\mu}_{\mathbf{x}_i}$  has changed do
14:      Let  $\text{deg}_{\text{old}}$  be the old estimate of  $\mathcal{T}.\text{kde}.\hat{\mu}_{\mathbf{x}_i}$ 
15:      for  $\mathbf{x}_j \in \mathcal{B}_{\mathbf{x}_i}$  do
16:         $w_G(\mathbf{x}_i, \mathbf{x}_j) \leftarrow w_G(\mathbf{x}_i, \mathbf{x}_j) \cdot \frac{\text{deg}_{\text{old}}}{\min\{\mathcal{T}.\text{kde}.\hat{\mu}_{\mathbf{x}_i}, \mathcal{T}.\text{kde}.\hat{\mu}_{\mathbf{x}_j}\}}$  ▷ Update scaling factor of adjacent edges
17:        if  $\min\{\mathcal{T}.\text{kde}.\hat{\mu}_{\mathbf{x}_i}, \mathcal{T}.\text{kde}.\hat{\mu}_{\mathbf{x}_j}\} = \mathcal{T}.\text{kde}.\hat{\mu}_{\mathbf{x}_j}$  then
18:           $\mathcal{B}_{\mathbf{x}_i} \leftarrow \mathcal{B}_{\mathbf{x}_i} \setminus \{\mathbf{x}_j\}$ 
19:      for  $\mathcal{P}_{\mathbf{x}_i, \ell} \in \mathcal{A}$  do
20:        Let  $\mathcal{T}'$  be the parent of the highest internal node where  $\mathcal{P}_{\mathbf{x}_i, \ell}$  was fetched
21:        for  $\mathcal{T}^*$  below  $\mathcal{T}'$  such that  $\mathcal{P}_{\mathbf{x}_i, \ell} \in \mathcal{T}^*.\text{paths}$  do
22:          Remove  $\mathcal{P}_{\mathbf{x}_i, \ell}$  from  $\mathcal{T}^*.\text{paths}$ 
23:          Remove  $\mathbf{x}_i$  from the query set of  $\mathcal{T}^*.\text{left.kde}$  and  $\mathcal{T}^*.\text{right.kde}$ 
24:          Remove  $\mathcal{T}^*$  from  $\mathcal{P}_{\mathbf{x}_i, \ell}$ 
25:        Let  $\mathbf{x}_j$  be the previous sampled neighbour of  $\mathbf{x}_i$  (i.e., leaf in  $\mathcal{P}_{\mathbf{x}_i, \ell}$ )
26:         $w_G(\mathbf{x}_i, \mathbf{x}_j) \leftarrow \frac{k(\mathbf{x}_i, \mathbf{x}_j)}{\hat{w}(i, j)}$  ▷ where  $\hat{w}(i, j)$  is the previous re-scaling factor
27:        if  $w_G(\mathbf{x}_i, \mathbf{x}_j) = 0$  then
28:           $E \leftarrow E \setminus \{(\mathbf{x}_i, \mathbf{x}_j)\}$ 
29:           $(\mathbf{x}_i, \mathbf{x}_j^*) \leftarrow \text{RESAMPLE}(\mathcal{T}', \mathcal{P}_{\mathbf{x}_i, \ell}, \varepsilon)$  ▷ Resample path (Algorithm 10)
30:          if  $(\mathbf{x}_i, \mathbf{x}_j^*) \notin E$  then
31:             $E \leftarrow E \cup \{(\mathbf{x}_i, \mathbf{x}_j^*)\}$ 
32:             $\hat{w}^*(i, j) \leftarrow \frac{L \cdot k(\mathbf{x}_i, \mathbf{x}_j^*)}{\min\{\mathcal{T}.\text{kde}.\hat{\mu}_{\mathbf{x}_i}, \mathcal{T}.\text{kde}.\hat{\mu}_{\mathbf{x}_j^*}\}}$ 
33:            if  $\min\{\mathcal{T}.\text{kde}.\hat{\mu}_{\mathbf{x}_i}, \mathcal{T}.\text{kde}.\hat{\mu}_{\mathbf{x}_j^*}\} = \mathcal{T}.\text{kde}.\hat{\mu}_{\mathbf{x}_j^*}$  then
34:               $\mathcal{B}_{\mathbf{x}_j^*} \leftarrow \mathcal{B}_{\mathbf{x}_j^*} \cup \{\mathbf{x}_i\}$  ▷ Update neighbours with higher degrees
35:             $w_G(\mathbf{x}_i, \mathbf{x}_j) \leftarrow \frac{k(\mathbf{x}_i, \mathbf{x}_j)}{\hat{w}^*(i, j)}$ 

```

Algorithm 10 Tree Update Procedures for Constructing an Approximate Similarity Graph

```

1: procedure ADDDATAPOINTTREE( $\mathcal{T}, \mathbf{z}$ )
2:   Input: KDE tree/node  $\mathcal{T}$ , new data point  $\mathbf{z}$ 
3:   if ISLEAF( $\mathcal{T}$ ) then
4:      $\mathbf{x} \leftarrow \mathcal{T}.\text{data}$ 
5:      $\mathcal{A} \leftarrow \mathcal{T}.\text{parent.paths}$  ▷ Store paths that need to be resampled
6:      $\mathcal{T}_{\text{new}} \leftarrow \text{NODE}(\{\mathbf{x}, \mathbf{z}\})$ 
7:      $\mathcal{T}_{\text{new}}.\text{left} \leftarrow \text{LEAF}(\mathbf{x})$ 
8:      $\mathcal{T}_{\text{new}}.\text{right} \leftarrow \text{LEAF}(\mathbf{z})$ 
9:      $\mathcal{T}_{\text{new}}.\text{kde} \leftarrow \text{DYNAMICKDE.INITIALISE}(\{\mathbf{x}, \mathbf{z}\}, \emptyset, \varepsilon)$  ▷ Initialise new KDE data structure
10:    Replace the leaf  $\mathcal{T}$  with node  $\mathcal{T}_{\text{new}}$ 
11:    return  $\mathcal{A}$ 
12:   else
13:      $\mathcal{T}.\text{kde.ADDDATAPOINT}(\mathbf{z})$  ▷ (Algorithm 1)
14:     Let  $\tilde{A}$  be the set of points  $\mathbf{x}_i \in \mathcal{T}.\text{kde}.Q$  such that  $\mathcal{T}.\text{kde}.\hat{\mu}_{\mathbf{x}_i}$  changes after adding  $\mathbf{z}$ .
15:      $\mathcal{A} \leftarrow \{\mathcal{P}_{\mathbf{x}_i, \ell} \in \mathcal{T}.\text{parent.paths} \mid \mathbf{x}_i \in \tilde{A}\}$ 
16:     if  $\mathcal{T}.\text{left.size} \leq \mathcal{T}.\text{right.size}$  then
17:       return  $\mathcal{A} \cup \text{ADDDATAPOINTTREE}(\mathcal{T}.\text{left}, \mathbf{z})$ 
18:     else
19:       return  $\mathcal{A} \cup \text{ADDDATAPOINTTREE}(\mathcal{T}.\text{right}, \mathbf{z})$ 
20:
21: procedure RESAMPLE( $\mathcal{T}, \mathcal{P}_{\mathbf{x}_i, \ell}$ )
22:   Input: KDE tree/node  $\mathcal{T}$ , and sampling path  $\mathcal{P}_{\mathbf{x}_i, \ell}$ 
23:    $\mathcal{P}_{\mathbf{x}_i, \ell} \leftarrow \mathcal{P}_{\mathbf{x}_i, \ell} \cup \{\mathcal{T}\}$ 
24:    $\mathcal{T}.\text{paths} \leftarrow \mathcal{T}.\text{paths} \cup \{\mathcal{P}_{\mathbf{x}_i, \ell}\}$  ▷ Update and store sample paths
25:   if ISLEAF( $\mathcal{T}$ ) then
26:     return  $\mathbf{x}_i \times \mathcal{T}.\text{data}$ 
27:   else
28:      $\mathcal{T}_L \leftarrow \mathcal{T}.\text{left}, \quad X_L \leftarrow \mathcal{T}.\text{left.data}$ 
29:      $\mathcal{T}_R \leftarrow \mathcal{T}.\text{right}, \quad X_R \leftarrow \mathcal{T}.\text{right.data}$ 
30:      $\mathcal{T}_L.\text{kde.ADDQUERYPOINT}(\mathbf{x}_i)$  if  $\mathbf{x}_i \notin \mathcal{T}_L.\text{kde}.Q$  ▷ (Algorithm 1)
31:      $\mathcal{T}_R.\text{kde.ADDQUERYPOINT}(\mathbf{x}_i)$  if  $\mathbf{x}_i \notin \mathcal{T}_R.\text{kde}.Q$ 
32:      $r \sim \text{Unif}[0, 1]$ 
33:     if  $r \leq \frac{\mathcal{T}_L.\hat{\mu}_{\mathbf{x}_i}}{\mathcal{T}_L.\hat{\mu}_{\mathbf{x}_i} + \mathcal{T}_R.\hat{\mu}_{\mathbf{x}_i}}$  then
34:       return RESAMPLE( $\mathcal{T}_L, \mathcal{P}_{\mathbf{x}_i, \ell}$ )
35:     else
36:       return RESAMPLE( $\mathcal{T}_R, \mathcal{P}_{\mathbf{x}_i, \ell}$ )

```

C.2.1. RUNNING TIME ANALYSIS

Proof of Lemma 4.2. The running time of the two procedures is dominated by the recursive calls to ADDQUERYPOINT(\mathbf{x}). By Theorem 3.1, the running time of adding a query point is $\varepsilon^{-2} \cdot n^{o(1)} \cdot \text{cost}(k)$. Since the depth of the tree \mathcal{T} is at most $\lceil \log n \rceil$, there are at most $\lceil \log n \rceil$ recursive calls to SAMPLE and RESAMPLE. Hence, the total running time of SAMPLE and RESAMPLE is $\varepsilon^{-2} \cdot n^{o(1)} \cdot \text{cost}(k)$. \square

Proof of Lemma 4.4. By the tree construction, we have that $\mathbb{P}[\mathbf{q} \in \mathcal{T}'.\text{kde}.Q] = \mathbb{P}[\exists \ell' \text{ such that } \mathcal{P}_{\mathbf{q}, \ell'} \in \mathcal{T}'.\text{paths}]$, and

$$\begin{aligned}
 \mathbb{P}[\exists \ell' \text{ such that } \mathcal{P}_{\mathbf{q}, \ell'} \in \mathcal{T}'.\text{paths}] &\leq L \cdot \mathbb{P}[\mathcal{P}_{\mathbf{q}, \ell} \in \mathcal{T}'.\text{paths}] \leq L \cdot \frac{2k(\mathbf{q}, \mathcal{T}'.\text{data})}{k(\mathbf{q}, \mathcal{T}.\text{data})} \\
 &= L \cdot \frac{2k(\mathbf{q}, \mathcal{T}'.\text{kde}.X)}{k(\mathbf{q}, \mathcal{T}.\text{kde}.X)} = \tilde{O}\left(\frac{\mu_j}{\mu_i}\right),
 \end{aligned}$$

where the first inequality holds by the union bound, the second inequality follows by Lemma C.1, and the last line holds by the definition of $Q_{\mu_i \rightarrow \mu_j}(\mathcal{T}')$ and $L = \tilde{O}(1)$. \square

Next, we state Lemma 4.5 more precisely and provide its proof.

Lemma C.2. *Let \mathbf{z} be the data point that is added to \mathcal{T} through the $\text{ADDDATAPOINTTREE}(\mathcal{T}, \mathbf{z})$ procedure in Algorithm 10, and \mathcal{T}' be any internal node that lies on the path from the new leaf $\text{LEAF}(\mathbf{z})$ to the root of \mathcal{T} . Then it holds for any $i \in [\lceil \log(2 \cdot \mathcal{T}.\text{kde}.n') \rceil]$, $a \in \mathcal{T}'.\text{kde}.K_1$, $j \in [J_{\mu_i}]$ and ℓ that*

$$\mathbb{E}_{H_{\mu_i, a, j, \ell}} [|\{\mathbf{q} \in \mathcal{T}'.\text{kde}.Q_{\mu_i} \mid \mathcal{T}'.\text{kde}.H_{\mu_i, a, j, \ell}(\mathbf{z}) = \mathcal{T}'.\text{kde}.H_{\mu_i, a, j, \ell}(\mathbf{q})\}|] = \tilde{O}(\mu_i \cdot 2^{j+1}).$$

Proof. We first remark that, except for the dynamic KDE structure stored at the root $\mathcal{T}.\text{kde}$, it does not necessarily hold that $\mathcal{T}'.\text{kde}.Q = \mathcal{T}'.\text{kde}.X$; this is because that the query points stored at internal nodes are the ones whose sample paths passed through this node, and the data points are the leaves of the subtree \mathcal{T}' . Hence, to analyse the expected number of colliding points in the bucket $\mathcal{T}'.\text{kde}.B_{H_{\mu_i, a, j, \ell}}(\mathbf{z})$, we need to separately analyse the contributions from $\mathbf{q} \in Q_{\mu_{i'} \rightarrow \mu_i}(\mathcal{T}')$ for $i' \geq i$. To achieve this, we apply Lemma B.1 and have for $i' \geq i$ that

$$\mathbb{E}_{H_{\mu_i, a, j, \ell}} [|\{\mathbf{q} \in \mathcal{T}.\text{kde}.Q_{\mu_{i'}} \mid \mathcal{T}'.\text{kde}.H_{\mu_i, a, j, \ell}(\mathbf{z}) = \mathcal{T}'.\text{kde}.H_{\mu_i, a, j, \ell}(\mathbf{q})\}|] = O(2^{j+1} \cdot \mu_{i'}). \quad (\text{C.2})$$

Therefore, it holds that

$$\begin{aligned} & \mathbb{E}_{H_{\mu_i, a, j, \ell}} [|\{\mathbf{q} \in \mathcal{T}'.\text{kde}.Q_{\mu_i} \mid \mathcal{T}'.\text{kde}.H_{\mu_i, a, j, \ell}(\mathbf{z}) = \mathcal{T}'.\text{kde}.H_{\mu_i, a, j, \ell}(\mathbf{q})\}|] \\ &= \mathbb{E}_{H_{\mu_i, a, j, \ell}} \left[\sum_{i' \geq i} |\{\mathbf{q} \in \mathcal{T}'.\text{kde}.Q_{\mu_{i'}} \mid \mathcal{T}'.\text{kde}.H_{\mu_i, a, j, \ell}(\mathbf{z}) = \mathcal{T}'.\text{kde}.H_{\mu_i, a, j, \ell}(\mathbf{q}) \text{ and } \mathbf{q} \in Q_{\mu_{i'} \rightarrow \mu_i}(\mathcal{T}')\}| \right] \\ &= \sum_{i' \geq i} \mathbb{E}_{H_{\mu_i, a, j, \ell}} [|\{\mathbf{q} \in \mathcal{T}'.\text{kde}.Q_{\mu_{i'}} \mid \mathcal{T}'.\text{kde}.H_{\mu_i, a, j, \ell}(\mathbf{z}) = \mathcal{T}'.\text{kde}.H_{\mu_i, a, j, \ell}(\mathbf{q}) \text{ and } \mathbf{q} \in Q_{\mu_{i'} \rightarrow \mu_i}(\mathcal{T}')\}|] \\ &= \sum_{i' \geq i} \tilde{O}\left(\frac{\mu_i}{\mu_{i'}}\right) \cdot \mathbb{E}_{H_{\mu_i, a, j, \ell}} [|\{\mathbf{q} \in \mathcal{T}.\text{kde}.Q_{\mu_{i'}} \mid \mathcal{T}'.\text{kde}.H_{\mu_i, a, j, \ell}(\mathbf{z}) = \mathcal{T}'.\text{kde}.H_{\mu_i, a, j, \ell}(\mathbf{q})\}|] \end{aligned} \quad (\text{C.3})$$

$$= \sum_{i' \geq i} \tilde{O}\left(\frac{\mu_i}{\mu_{i'}} \cdot 2^{j+1} \mu_{i'}\right) \quad (\text{C.4})$$

$$= \tilde{O}(\mu_i \cdot 2^{j+1}), \quad (\text{C.5})$$

where (C.3) follows by Lemma 4.4, and (C.4) holds by (C.2). \square

Lemma C.3. *The expected total running time for $\mathcal{T}'.\text{kde}.\text{ADDDATAPOINT}(\mathbf{z})$ (Line 13 of Algorithm 10) over all internal nodes \mathcal{T}' along the path from the new leaf $\text{LEAF}(\mathbf{z})$ to the root of \mathcal{T} is $n^{o(1)} \cdot \text{cost}(k)$. Moreover, the expected number of paths \mathcal{A} (Line 3, Algorithm 9) that need to be resampled satisfies that $\mathbb{E}[|\mathcal{A}|] = \tilde{O}(1)$.*

Proof. We first study the update time and the total number of paths that need to be updated at a single internal node \mathcal{T}' . Notice that, when $\mathcal{T}'.\text{kde}.\text{ADDDATAPOINT}(\mathbf{z})$ (Line 13 of Algorithm 10) is called, the procedure $\text{ADDDATAPOINTANDUPDATEQUERIES}$ in Algorithm 6 is called in the dynamic KDE data structure $\mathcal{T}'.\text{kde}$. Hence, we analyse the expected running time of $\text{ADDDATAPOINTANDUPDATEQUERIES}$ in Algorithm 6.

First, we have that executing Lines 7–11 of in Algorithm 6 takes $K_{2,j} \cdot |\mathcal{T}'.\text{kde}.B_{H_{\mu_i, a, j, \ell}}^*(\mathbf{z})| \cdot n'^{o(1)}$ time, where $n' = |\mathcal{T}'.\text{data}|$ is the number of data points stored at \mathcal{T}' , and these five lines are executed with probability at most $1/(2^{j+1}\mu_i)$. Since we only consider the collisions with points in $\mathcal{T}'.\text{kde}.Q_{\mu_i}$, it holds by Lemma C.2 that

$$\mathbb{E}_{H_{\mu_i, a, j, \ell}} [|\mathcal{T}'.\text{kde}.B_{H_{\mu_i, a, j, \ell}}^*(\mathbf{z})|] = \tilde{O}(2^{j+1}\mu_i).$$

Hence, by our choice of $K_{2,j} = O(\log(n') \cdot \text{cost}(k))$, the expected total running time over all μ_i , a , and j of Lines 7–11 of Algorithm 6 is $\varepsilon^{-2} \cdot \text{cost}(k) \cdot n'^{o(1)}$. The same analysis can also be applied for Lines 12–15 of Algorithm 6. Moreover, the expected number of recovered points in S (Line 16 of Algorithm 6) is $\tilde{O}(1)$, as the expected number of collisions we consider is

$$\mathbb{E}_{H_{\mu_i, a, j, \ell}} \left[|\mathcal{T}' \cdot \text{kde} \cdot B_{H_{\mu_i, a, j, \ell}}^*(\mathbf{z})| \right] = \tilde{O}(2^{j+1} \mu_i),$$

and these points are only considered with probability at most $1/(2^{j+1} \mu_i)$.

Next, we analyse the running time of Lines 17–26 of Algorithm 6. For every $\mathbf{q} \in S$, the total running time for Lines 17–26 is $\tilde{O}(\varepsilon^{-2} \cdot K_{2,j} + \varepsilon^{-2} \cdot \text{cost}(k)) = \tilde{O}(\varepsilon^{-2} \cdot \text{cost}(k))$, due to Lines 28 and 29.

Hence, the expected total running time for running $\mathcal{T}' \cdot \text{kde} \cdot \text{ADDDATAPOINT}(\mathbf{z})$ at a single \mathcal{T}' is $\tilde{O}(\varepsilon^{-2} \cdot n'^{o(1)} \cdot \text{cost}(k))$. As there are at most $\lceil \log n \rceil$ nodes \mathcal{T}' that are updated when \mathbf{z} is added and $n' \leq n$, the running time guarantee of the lemma follows.

It remains to prove that $\mathbb{E}[|\mathcal{A}|] = \tilde{O}(1)$. Notice that, the number of points $\mathbf{q} \in \mathcal{T}' \cdot \text{kde} \cdot Q$ whose KDE estimate changes at \mathcal{T}' is the number of recovered points in S (Line 16 of Algorithm 6). From the `ADDPPOINTANDUPDATEQUERIES` procedure (Algorithm 6), it holds for every μ_i and a that $\mathbb{E}[|S|] = \tilde{O}(1)$; as such for every \mathcal{T}' the expected number of KDE estimates that change – and therefore the number of paths that need to be resampled – is $\tilde{O}(1)$. As there are at most $\lceil \log n \rceil$ trees \mathcal{T}' that are updated when \mathbf{z} is added, it holds that $\mathbb{E}[|\mathcal{A}|] = \tilde{O}(1)$. \square

Next we bound the size of the set $\mathcal{B}_{\mathbf{x}_i}$ that keeps track of the neighbours \mathbf{x}_j of \mathbf{x}_i in the approximate similarity graph G that have higher degree.

Lemma C.4. *It holds with high probability for all $\mathbf{x}_i \in X$ that $|\mathcal{B}_{\mathbf{x}_i}| \leq 14 \cdot L$.*

Proof. We first notice that $\mathcal{B}_{\mathbf{x}_i} = \{\mathbf{x}_j \in X \mid \mathcal{T} \cdot \text{kde} \cdot \hat{\mu}_{\mathbf{x}_j} > \mathcal{T} \cdot \text{kde} \cdot \hat{\mu}_{\mathbf{x}_i} \text{ and } i \in Y_{\mathbf{x}_j}\}$, where $Y_{\mathbf{x}_j} \triangleq \{y_{j,1}, \dots, y_{j,L}\}$ are the indices corresponding to the sampled neighbours of \mathbf{x}_j . For every pair of indices i, j , and every $1 \leq \ell \leq L$, we define the random variable $Z_{i,j,\ell}$ to be 1 if j is the neighbour sampled from i at iteration ℓ , and 0 otherwise, i.e.,

$$Z_{i,j,\ell} \triangleq \begin{cases} 1 & \text{if } y_{j,\ell} = i \\ 0 & \text{otherwise.} \end{cases}$$

We fix an arbitrary \mathbf{x}_i , and notice that

$$|\mathcal{B}_{\mathbf{x}_i}| = \sum_{\ell=1}^L \sum_{\substack{j=1 \\ \hat{\mu}_{\mathbf{x}_j} > \hat{\mu}_{\mathbf{x}_i}}}^n Z_{j,i,\ell}, \quad (\text{C.6})$$

where for ease of notation we set $\hat{\mu}_{\mathbf{x}_i} \triangleq \mathcal{T} \cdot \text{kde} \cdot \hat{\mu}_{\mathbf{x}_i}$ and $\hat{\mu}_{\mathbf{x}_j} \triangleq \mathcal{T} \cdot \text{kde} \cdot \hat{\mu}_{\mathbf{x}_j}$ to be the KDE estimates at the root \mathcal{T} . We have that

$$\begin{aligned} \mathbb{E} \left[\sum_{\ell=1}^L \sum_{\substack{j=1 \\ \hat{\mu}_{\mathbf{x}_j} > \hat{\mu}_{\mathbf{x}_i}}}^n Z_{j,i,\ell} \right] &= \sum_{\ell=1}^L \sum_{\substack{j=1 \\ \hat{\mu}_{\mathbf{x}_j} > \hat{\mu}_{\mathbf{x}_i}}}^n \mathbb{E}[Z_{j,i,\ell}] \\ &= \sum_{\ell=1}^L \sum_{\substack{j=1 \\ \hat{\mu}_{\mathbf{x}_j} > \hat{\mu}_{\mathbf{x}_i}}}^n \mathbb{P}[y_{j,\ell} = i] \\ &\leq \sum_{\ell=1}^L \sum_{\substack{j=1 \\ \hat{\mu}_{\mathbf{x}_j} > \hat{\mu}_{\mathbf{x}_i}}}^n \frac{2k(\mathbf{x}_i, \mathbf{x}_j)}{\deg_K(\mathbf{x}_j)} \\ &< \sum_{\ell=1}^L \sum_{\substack{j=1 \\ \hat{\mu}_{\mathbf{x}_j} > \hat{\mu}_{\mathbf{x}_i}}}^n \frac{4k(\mathbf{x}_i, \mathbf{x}_j)}{\deg_K(\mathbf{x}_i)} \\ &\leq 4 \cdot L. \end{aligned} \quad (\text{C.7})$$

Here, the second last inequality holds by the fact that

$$\deg_K(\mathbf{x}_j) \geq \frac{\hat{\mu}_{\mathbf{x}_j}}{1+\varepsilon} > \frac{\hat{\mu}_{\mathbf{x}_i}}{1+\varepsilon} \geq \frac{(1-\varepsilon)\deg_K(\mathbf{x}_i)}{1+\varepsilon} \geq \frac{\deg_K(\mathbf{x}_i)}{2},$$

where the last inequality follows by our choice of $\varepsilon \leq 1/6$. Employing the same analysis, we have that

$$R = \sum_{\ell=1}^L \sum_{\substack{j=1 \\ \hat{\mu}_{\mathbf{x}_j} > \hat{\mu}_{\mathbf{x}_i}}}^n \mathbb{E}[Z_{j,i,\ell}^2] = \sum_{\ell=1}^L \sum_{\substack{j=1 \\ \hat{\mu}_{\mathbf{x}_j} > \hat{\mu}_{\mathbf{x}_i}}}^n \mathbb{P}[y_{j,\ell} = i] \leq 4 \cdot L.$$

We apply the Bernstein's inequality, and have that

$$\begin{aligned} \mathbb{P} \left[\left| \sum_{\ell=1}^L \sum_{\substack{j=1 \\ \hat{\mu}_{\mathbf{x}_j} > \hat{\mu}_{\mathbf{x}_i}}}^n Z_{j,i,\ell} - \mathbb{E} \left[\sum_{\ell=1}^L \sum_{\substack{j=1 \\ \hat{\mu}_{\mathbf{x}_j} > \hat{\mu}_{\mathbf{x}_i}}}^n Z_{j,i,\ell} \right] \right| \geq 10L \right] &\leq 2 \exp \left(-\frac{100L^2/2}{4L + 10 \cdot L/3} \right) \\ &= 2 \exp \left(-\frac{75L}{22} \right) \\ &= o(1/n). \end{aligned}$$

Hence, by the union bound, it holds with high probability for all $\mathbf{x}_i \in X$ that

$$\left| \sum_{\ell=1}^L \sum_{\substack{j=1 \\ \hat{\mu}_{\mathbf{x}_j} > \hat{\mu}_{\mathbf{x}_i}}}^n Z_{j,i,\ell} - \mathbb{E} \left[\sum_{\ell=1}^L \sum_{\substack{j=1 \\ \hat{\mu}_{\mathbf{x}_j} > \hat{\mu}_{\mathbf{x}_i}}}^n Z_{j,i,\ell} \right] \right| < 10L;$$

combining this with (C.6) and (C.7), we have with high probability that $|\mathcal{B}_{\mathbf{x}_i}| - 4L < 10L$, which implies that $|\mathcal{B}_{\mathbf{x}_i}| < 14L$. \square

We are now ready to prove the running time guarantee of the update step.

Lemma C.5. *The expected running time of `UPDATEGRAPH`($G, \mathcal{T}, \mathbf{z}$) is $n^{o(1)} \cdot \text{cost}(k)$.*

Proof. We analyse the running time of `UPDATEGRAPH`($G, \mathcal{T}, \mathbf{z}$) step by step.

- The `ADDDATAPointTree` procedure is dominated by the call to the `ADDDATAPoint` procedure on Line 13 of Algorithm 10, which takes $\varepsilon^{-2} \cdot n^{o(1)} \cdot \text{cost}(k)$ time by Lemma C.3.
- Next, we analyse the running time of sampling L new neighbours of the new data point \mathbf{z} (Lines 5–11). The algorithm samples a neighbour \mathbf{x}_j using the `SAMPLE` procedure, which takes $\varepsilon^{-2} \cdot n^{o(1)} \cdot \text{cost}(k)$ time (Lemma 4.2). To add the edge $(\mathbf{z}, \mathbf{x}_j)$, the algorithm computes the KDE estimate $\mathcal{T}.\text{kde}.\hat{\mu}_{\mathbf{z}}$, which takes $\varepsilon^{-2} \cdot n^{o(1)} \cdot \text{cost}(k)$ time, and the weight value $k(\mathbf{z}, \mathbf{x}_j)$ which takes $O(d) = \tilde{O}(1)$ time. Since $L = \tilde{O}(1)$, the total running time of Lines 5–11 is $\varepsilon^{-2} \cdot n^{o(1)} \cdot \text{cost}(k)$.
- For Lines 13–18, first note that the expected number of paths that need to be resampled is $\mathbb{E}[|\mathcal{A}|] = \tilde{O}(1)$ (Lemma C.3), and the expected number of points \mathbf{x}_i such that $\mathcal{T}.\text{kde}.\hat{\mu}_{\mathbf{x}_i}$ has changed is $\tilde{O}(1)$. Since by Lemma C.4 it holds with high probability that $|\mathcal{B}_{\mathbf{x}_i}| \leq 4 \cdot L = \tilde{O}(1)$, the total expected running time of Lines 13–18 is $\tilde{O}(1)$.
- Finally, we analyse the running time of Lines 19–35. The running time of removing all the stored data about the path $\mathcal{P}_{\mathbf{x}_i,\ell}$ that needs to be resampled (Lines 21–28) is dominated by the time needed for removing all the stored information about \mathbf{x}_i in $\mathcal{T}^*.\text{left.kde}$ and $\mathcal{T}^*.\text{right.kde}$ for every \mathcal{T}^* (Line 21). Doing this for all \mathcal{T}^* takes $\varepsilon^{-2} \cdot n^{o(1)} \cdot \text{cost}(k)$ time, since there are $O(\log n)$ such trees \mathcal{T}^* and in the data structures $\mathcal{T}^*.\text{left.kde}$ and $\mathcal{T}^*.\text{right.kde}$, \mathbf{x}_i is removed from all buckets $B_{H_{\mu_i, a, j, \ell}}^*(\mathbf{x}_i)$, and there are $\varepsilon^{-2} \cdot n^{o(1)} \cdot \text{cost}(k)$ such buckets. The running time of the rest of the loop (Lines 29–35) is dominated by the running time for resampling a path $\mathcal{P}_{\mathbf{x}_i,\ell}$, which is $\varepsilon^{-2} \cdot n^{o(1)} \cdot \text{cost}(k)$ (Lemma 4.2). Therefore, by the fact that $\mathbb{E}[|\mathcal{A}|] = \tilde{O}(1)$ (Lemma C.3), the total expected running time of Lines 19–35 is $\varepsilon^{-2} \cdot n^{o(1)} \cdot \text{cost}(k)$.

Combining everything together proves the lemma. \square

C.2.2. PROOF OF CORRECTNESS

Lemma C.6. *Let $G' = (X \cup \mathbf{z}, E', w_{G'})$ be the updated graph after running $\text{UPDATEGRAPH}(G, \mathcal{T}, \mathbf{z})$ for the new arriving \mathbf{z} . Then, it holds with probability at least $9/10$ that G' is an approximate similarity graph on $X \cup \mathbf{z}$.*

Proof. We prove this statement by showing that running $\text{CONSTRUCTGRAPH}(X)$ followed by $\text{UPDATEGRAPH}(G, \mathcal{T}, \mathbf{z})$ is equivalent to running $\text{CONSTRUCTGRAPH}(X \cup \mathbf{z})$.

- First, we prove that the structure of the tree \mathcal{T} is the same in both settings: when running $\text{CONSTRUCTGRAPH}(X)$, we ensure that the tree \mathcal{T} is a complete binary tree. Then, when inserting a data point \mathbf{z} using the $\text{ADDDATAPOINT}(\mathbf{z})$ procedure on Line 3 of Algorithm 9, \mathbf{z} is inserted appropriately (by the condition on Line 16 of Algorithm 10) such that the updated tree is also a complete binary tree. Therefore, the structure of the tree \mathcal{T} is identical in both settings.
- Next, on Line 13 of Algorithm 9, \mathbf{z} is added to the relevant $\mathcal{T}'.\text{kde}$ dynamic KDE data structures using the $\text{ADDDATAPOINT}(\mathbf{z})$ procedure of Algorithm 1. This ensures that the stored data points $\mathcal{T}'.\text{kde}.X$ at every internal node \mathcal{T}' are identical in both settings and, by the guarantees of the dynamic KDE data structures (Theorem 3.1), the query estimates $\mathcal{T}'.\text{kde}.\hat{\mu}_{\mathbf{q}}$ for every internal node \mathcal{T}' and any $\mathbf{q} \in \mathcal{T}'.\text{kde}.Q$ are the same in both settings.
- For the new data point \mathbf{z} , we sample L new neighbours (Lines 5–11 of Algorithm 9). By the previous points, it holds that the tree \mathcal{T} is identical in both settings, and therefore the sampling procedure on Lines 5–11 in Algorithm 9 for the new data point \mathbf{z} is equivalent to the sampling procedure on Lines 43–50 of Algorithm 8 for the point \mathbf{z} when executing $\text{INITIALISE}(X \cup \mathbf{z}, \varepsilon)$.
- Then, for any data point $\mathbf{x}_i \in X$, let $(\mathbf{x}_i, \mathbf{x}_j) \in E$ be one of its sampled neighbours edge after running CONSTRUCTGRAPH . It holds that the scaling factor for the edge weight $w_G(\mathbf{x}_i, \mathbf{x}_j)$ is

$$\hat{w}(i, j) = \frac{L \cdot k(\mathbf{x}_i, \mathbf{x}_j)}{\min\{\mathcal{T}.\text{kde}.\hat{\mu}_{\mathbf{x}_i}, \mathcal{T}.\text{kde}.\hat{\mu}_{\mathbf{x}_j}\}}.$$

Notice that after running $\text{UPDATEG}(\mathbf{z})$, the scaling factor $w_G(\mathbf{x}_i, \mathbf{x}_j)$ can change due to a change in $\min\{\mathcal{T}.\text{kde}.\hat{\mu}_{\mathbf{x}_i}, \mathcal{T}.\text{kde}.\hat{\mu}_{\mathbf{x}_j}\}$. Without loss of generality, let $\min\{\mathcal{T}.\text{kde}.\hat{\mu}_{\mathbf{x}_i}, \mathcal{T}.\text{kde}.\hat{\mu}_{\mathbf{x}_j}\} = \mathcal{T}.\text{kde}.\hat{\mu}_{\mathbf{x}_j}$. By Line 49 of Algorithm 8, in this case we have $\mathbf{x}_i \in \mathcal{B}_{\mathbf{x}_j}$. We further distinguish between the two cases:

1. If $\mathcal{T}.\text{kde}.\hat{\mu}_{\mathbf{x}_i}$ changes after running $\text{UPDATEGRAPH}(\mathbf{z})$, then by the $\text{ADDDATAPOINTTREE}(\mathcal{T}, \mathbf{z})$ procedure all the paths $\mathcal{P}_{\mathbf{x}_i, \ell}$ for $1 \leq \ell \leq L$ will be resampled and updated on Lines 21–35.
 2. On the other hand, if $\mathcal{T}.\text{kde}.\hat{\mu}_{\mathbf{x}_j}$ changes and $\mathcal{T}.\text{kde}.\hat{\mu}_{\mathbf{x}_i}$ does not, then the paths $\mathcal{P}_{\mathbf{x}_j, \ell'}$ ending at the leaf corresponding to \mathbf{x}_i are not necessarily resampled. In this case, the scaling factor is updated on Lines 13–18, and therefore $w_G(\mathbf{x}_i, \mathbf{x}_j)$ is appropriately rescaled.
- Let $\mathcal{P}_{\mathbf{x}_i, \ell}^* \in \mathcal{T}.\text{paths}$ be any sampling path that is not resampled, i.e., $\mathcal{P}_{\mathbf{x}_i, \ell}^* \notin \mathcal{A}$. This implies that the KDE estimate of $\mathcal{T}'.\text{kde}.\hat{\mu}_{\mathbf{x}_i}$ does not change at any internal \mathcal{T}' where $\mathcal{P}_{\mathbf{x}_i, \ell}^*$ is stored, and therefore the sampling procedure for $\mathcal{P}_{\mathbf{x}_i, \ell}^*$ is identical in both settings.
 - Finally, let $\mathcal{P}_{\mathbf{x}_i, \ell} \in \mathcal{A}$ be a sampling path that is resampled, and $(\mathbf{x}_i, \mathbf{x}_j)$ be the sampled edge (contribution) corresponding to $\mathcal{P}_{\mathbf{x}_i, \ell}$. Before resampling the path $\mathcal{P}_{\mathbf{x}_i, \ell}$ starting from \mathcal{T}' , on Lines 21–28 the algorithm removes the stored paths $\mathcal{P}_{\mathbf{x}_i, \ell}$ and query points \mathbf{x}_i from every internal node \mathcal{T}^* below \mathcal{T}' , and removes the weight contribution to $w_G(\mathbf{x}_i, \mathbf{x}_j)$ from $\mathcal{P}_{\mathbf{x}_i, \ell}$. Then, on Lines 29–35, we resample a new edge $(\mathbf{x}_i, \mathbf{x}_j^*)$, in an equivalent manner as sampling a new edge when running Lines 43–50 of Algorithm 8. Therefore, the resampling procedure for the path $\mathcal{P}_{\mathbf{x}_i, \ell}$ is identical to the sampling procedure for $\mathcal{P}_{\mathbf{x}_i, \ell}$ when running $\text{INITIALISE}(X \cup \mathbf{z}, \varepsilon)$, because the resampling procedure uses the updated KDE estimates at each internal node \mathcal{T}' , which are identical to the KDE estimates that would be computed in $\text{INITIALISE}(X \cup \mathbf{z}, \varepsilon)$.

Combining everything together proves the lemma. \square

Finally, we are ready to prove the second statement of Theorem 4.1.

Proof of the Second Statement of Theorem 4.1. Lemma C.5 shows the time complexity of $\text{UPDATEGRAPH}(G, \mathcal{T}, \mathbf{z})$, and Lemma C.6 shows the correctness of our updated procedures. Combining these two facts together proves the second statement of Theorem 4.1. \square

D. Additional Experimental Results

In this section, we provide some more details about our experimental setup and give some additional experimental results. Table 3 provides additional information about all of the datasets used in our experiments.

Table 3: Datasets used for experimental evaluation. n is the number of data points, d is the dimension, and σ is the parameter we use in the Gaussian kernel.

Dataset	n	d	σ	License	Reference	Description
blobs	20,000	10	0.01	BSD	(Pedregosa et al., 2011)	Synthetic clusters from a mixture of Gaussian distributions.
cifar10	50,000	2,048	0.0001	-	(He et al., 2016; Krizhevsky, 2009)	ResNet-50 embeddings of images.
mnist	70,000	728	0.000001	CC BY-SA 3.0	(Lecun et al., 1998)	Images of handwritten digits.
shuttle	58,000	9	0.01	CC BY 4.0	(NASA, 2002)	Numerical data from NASA space shuttle sensors.
aloi	108,000	128	0.01	-	(Geusebroek et al., 2005)	Images of objects under a variety of lighting conditions.
msd	515,345	90	0.000001	CC BY 4.0	(Bertin-Mahieux et al., 2011)	Numerical and categorical features of songs.
covtype	581,012	54	0.000005	CC BY 4.0	(Blackard & Dean, 1999)	Cartographic features used to predict forest cover type.
glove	1,193,514	100	0.1	PDDL 1.0	(Pennington et al., 2014)	Word embedding vectors.
census	2,458,285	68	0.01	CC BY 4.0	(Meek et al., 1990)	Categorical and numerical data from the 1990 US census.

D.1. Dynamic KDE Experiments

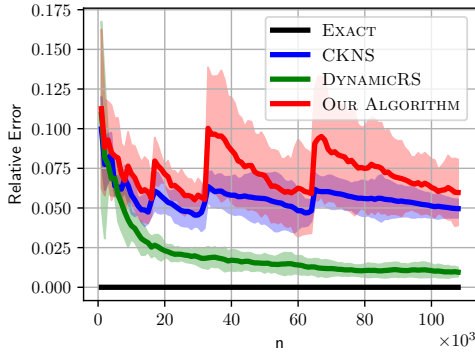
Tables 4 and 5 show the experimental evaluation of the dynamic KDE algorithms on several additional datasets. The results demonstrate that our algorithm scales better to larger datasets than the baseline algorithms. Figures 4 and 5 show the relative errors and running times for all iterations, datasets, and algorithms for the dynamic KDE experiments.

Table 4: Experimental results for dynamic KDE. For each dataset, the shaded results correspond to the algorithm with the lowest total running time.

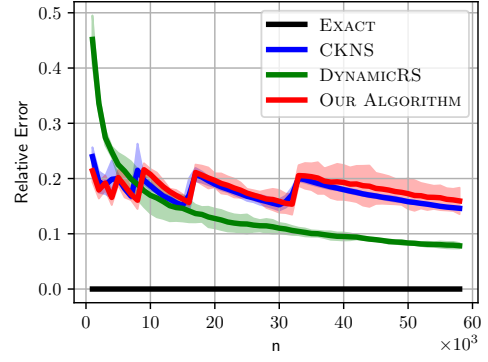
dataset	CKNS		DYNAMICRS		OUR ALGORITHM	
	Time (s)	Err	Time (s)	Err	Time (s)	Err
shuttle	32.9 \pm 2.1	0.146 \pm 0.002	0.8 \pm 0.0	0.078 \pm 0.005	10.9 \pm 0.3	0.159 \pm 0.024
aloi	619.0 \pm 10.7	0.050 \pm 0.006	19.7 \pm 0.3	0.010 \pm 0.003	46.9 \pm 0.7	0.060 \pm 0.021
msd	14,360.0 \pm 0.0	0.385 \pm 0.000	1,887.8 \pm 0.0	5.430 \pm 0.000	306.4 \pm 0.0	0.388 \pm 0.000
covtype	5,650.3 \pm 109.0	0.159 \pm 0.002	309.2 \pm 2.4	0.018 \pm 0.003	151.7 \pm 4.5	0.196 \pm 0.017
glove	2,640.8 \pm 1677.7	0.221 \pm 0.229	1,038.6 \pm 26.5	0.004 \pm 0.005	445.6 \pm 214.6	0.296 \pm 0.469
census	10,471.5 \pm 160.6	0.080 \pm 0.000	3,424.8 \pm 5.2	0.005 \pm 0.001	836.5 \pm 44.6	0.102 \pm 0.021

Table 5: Running time for dynamic KDE with the exact algorithm.

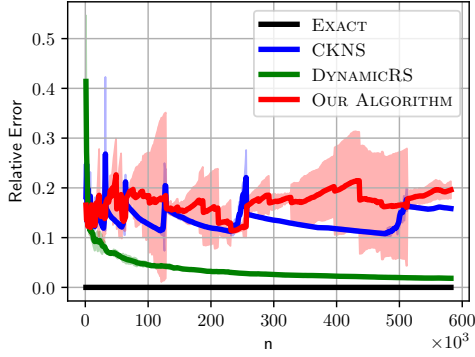
Dataset	Running Time
shuttle	4.1 ± 0.1
aloi	164.5 ± 13.6
msd	$2,715.6 \pm 0.0$
covtype	$2,349.8 \pm 101.2$
glove	$5,251.7 \pm 0.0$
census	$16,202.6 \pm 154.6$



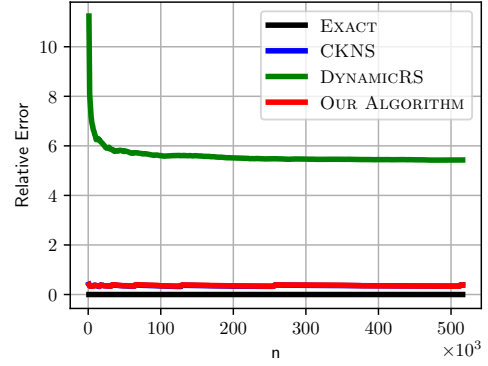
(a) ALOI Relative Error



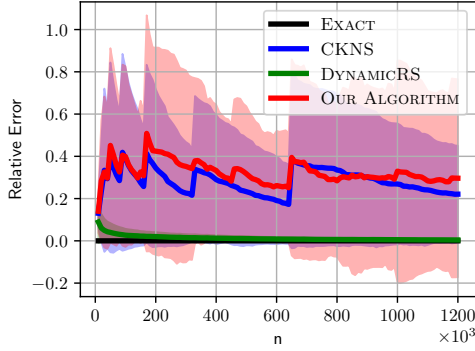
(b) SHUTTLE Relative Error



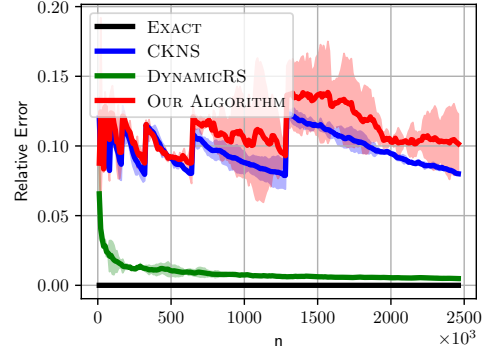
(c) COVTYPE Relative Error



(d) MSD Relative Error

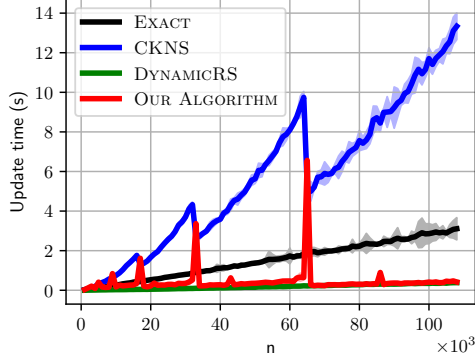


(e) GLOVE Relative Error

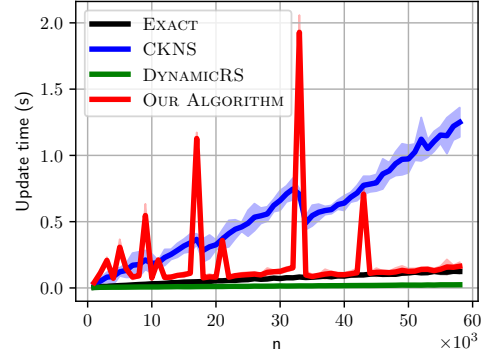


(f) CENSUS Relative Error

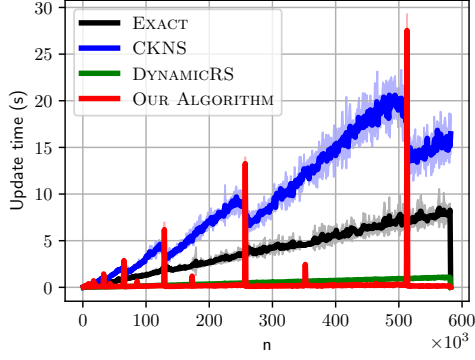
Figure 4: Relative errors for all datasets.



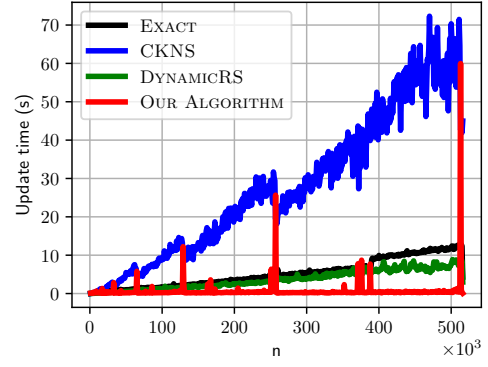
(a) ALOI Update Time



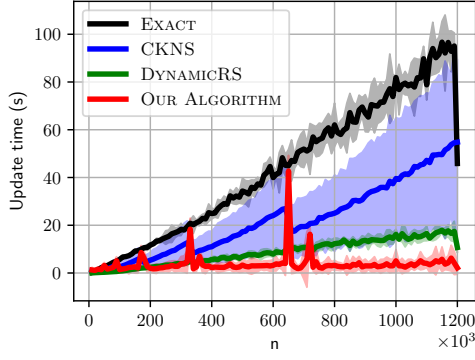
(b) SHUTTLE Update Time



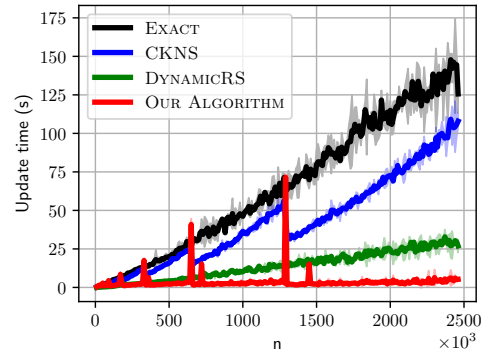
(c) COVTYPE Update Time



(d) MSD Update Time



(e) GLOVE Update Time



(f) CENSUS Update Time

Figure 5: Running times for all data sets.

D.2. Plots for Dynamic Similarity Graph Experiments

Table 6 shows the results of the experiments for the dynamic similarity graph, evaluated with the Adjusted Rand Index (ARI) (Rand, 1971).

Table 6: ARI values for the dynamic similarity graph experiments.

dataset	FULLYCONNECTED		KNN		OUR ALGORITHM	
	Time (s)	ARI	Time (s)	ARI	Time (s)	ARI
blobs	72.8 \pm 2.2	1.000 \pm 0.000	383.6 \pm 3.9	0.797 \pm 0.287	21.2 \pm 0.8	1.000 \pm 0.000
cifar10	19,158.2 \pm 231.6	0.000 \pm 0.000	3,503.0 \pm 490.6	0.098 \pm 0.001	1,403.5 \pm 152.4	0.221 \pm 0.013
mnist	1,328.3 \pm 159.5	0.149 \pm 0.000	5,796.3 \pm 234.3	0.673 \pm 0.001	1,470.3 \pm 77.9	0.238 \pm 0.011