






Reassessing the gallium anomaly using exact electron wave functions

M. Cadeddu ^{1, a} N. Cargioli ^{1, b} G. Carotenuto^{2, c} F. Dordei ^{1, d} L. Ferro ^{2, 1, e} and C. Giunti ^{3, f}

¹*Istituto Nazionale di Fisica Nucleare (INFN), Sezione di Cagliari,
Complesso Universitario di Monserrato - S.P. per Sestu Km 0.700, 09042 Monserrato (Cagliari), Italy*

²*Dipartimento di Fisica, Università degli Studi di Cagliari,
Complesso Universitario di Monserrato - S.P. per Sestu Km 0.700, 09042 Monserrato (Cagliari), Italy*

³*Istituto Nazionale di Fisica Nucleare (INFN),
Sezione di Torino, Via P. Giuria 1, I-10125 Torino, Italy*

(Dated: 18/07/25)

The gallium anomaly, a persistent discrepancy exceeding 4σ in the ^{71}Ga neutrino capture rates from ^{51}Cr and ^{37}Ar calibration sources by the GALLEX, SAGE, and recently BEST experiments, has challenged particle physics and nuclear theory for over three decades. We present a new calculation for the neutrino capture cross-section, abandoning the conventional leading-order approximation for electronic wave functions by numerically solving the Dirac-Coulomb equation for both bound and continuum electron states. Finally, we re-evaluate the gallium anomaly, updating its global significance and presenting the most up-to-date status of its interpretation in terms of sterile neutrinos.

I. INTRODUCTION

The study of neutrino interactions with matter has provided profound insights into both the properties of neutrinos and the dynamics of weak interactions. In this field, a particularly intriguing and long-standing puzzle is the so-called *gallium anomaly* [1, 2], observed in experiments involving gallium-71 (^{71}Ga) as a neutrino target. This anomaly, identified at the GALLEX [3–6] and SAGE [7, 8] experiments, which reported a measured neutrino-induced inverse beta decay (IBD) rate from ^{51}Cr and ^{37}Ar calibration sources systematically lower than predictions, has raised questions about the robustness of the theoretical cross-section calculations. Moreover, when considered alongside other anomalies [9–12], it has strengthened the case for potential implications beyond the Standard Model (SM) [13–23].

The anomaly arises in the charge current $\nu_e + ^{71}\text{Ga} \rightarrow ^{71}\text{Ge} + e^-$ reaction, a process historically used to detect neutrinos from solar and artificial sources. While the theoretical predictions for the cross section have provided critical benchmarks for interpreting experimental results, the persistent deficit in the observed rates, now exceeding 4σ thanks to the recent short-baseline BEST exper-

iment [24, 25], demands a closer examination of the underlying assumptions and parameters in the theoretical models. An early theoretical work by Bahcall [26] established the foundation for these predictions. However, the persistence of this anomaly has later prompted other theoretical investigations [27–32], that employed more recent experimental inputs, the inclusion of radiative terms, additional corrections and an updated evaluation of excited-state contributions, among others.

Our analysis builds on and updates these previous works. In this paper, we undertake a comprehensive revision of the theoretical cross section for neutrino interactions with ^{71}Ga . The widely employed theoretical approach relies on the *detailed balance* (db) principle [33–36] between neutrino-induced IBD and electron capture (EC) rates, factorizing nuclear and leptonic matrix elements, and utilizing leading-order (LO) approximations for the lepton wave functions [37, 38]. Here, we abandon the conventional LO approximation for electronic wave functions by numerically solving the Dirac-Coulomb equation for both bound and continuum electron states, using the same underlying assumptions and software. The latter is used to obtain an accurate determination of the Fermi function [39], a correction for the Coulomb distortion of the outgoing electron in the field of the associated nucleus. While doing so, we incorporate recent developments in the evaluation of the electron-capture lifetime of ^{71}Ge [40–43] and the first determination of the nuclear charge radius of ^{71}Ge [44], the use of a more accurate Q -value [45] as well as updated electron-capture probability ratios [37, 41, 46].

^a matteo.cadeddu@ca.infn.it

^b nicola.cargioli@ca.infn.it

^c giovanni.carotenuto@terna.it

^d francesca.dordei@cern.ch

^e luca.ferro@ca.infn.it

^f carlo.giunti@to.infn.it

These updates aim to provide a more accurate and self-consistent theoretical framework for interpreting gallium-based neutrino experiments. Moreover, we update the status of the allowed parameter space for the interpretation of such an anomaly in terms of sterile neutrinos [1, 13, 14, 18] whose presence would result in a reduction of the observed IBD event rate.

II. DETERMINATION OF THE NEUTRINO CAPTURE CROSS SECTION

The ground-state neutrino-induced IBD cross section of the process $\nu_e + {}^{71}\text{Ga} \rightarrow {}^{71}\text{Ge} + e^-$ can be written as¹ [26, 35, 47, 48]

$$\sigma_{\text{gs}} = \frac{G_F^2 |V_{ud}|^2 g_A^2 \Omega_e \Omega_\nu}{\pi(2J_{\text{Ga}} + 1)} \sum_j p_e^j E_e^j |\mathcal{H}_j^{\text{IBD}}|^2 \mathcal{B}(E_e^j), \quad (1)$$

where G_F is the Fermi constant, V_{ud} is the CKM matrix element [49], $g_A = 1.2764$ is the axial-vector coupling constant [50], Ω_e and Ω_ν are normalization volumes and $J_{\text{Ga}} = 3/2$ is the nuclear spin of gallium. The momentum of the electron is indicated by p_e , while E_e is the energy of the emitted electron, which is related to the Q -value of the process, Q_{EC} , and to the energy of the absorbed neutrinos by $E_e = E_\nu - Q_{\text{EC}} + m_e - 0.09 \text{ keV}$.² Finally, the sum runs over the different possible electron energies, E_e^j , weighted by the corresponding branching ratio, $\mathcal{B}(E_e^j)$, of the neutrino source employed in gallium experiments. The term $\mathcal{H}_j^{\text{IBD}}$ represents the matrix element of the transition and incorporates the involved lepton, ψ , and nuclear, Ψ , wave functions, and the Gamow-Teller Hamiltonian, \hat{H}_{GT} .

In the literature, it is common practice to assume that the neutrino can be considered to be a plane wave normalized in such a way to cancel Ω_ν in Eq. (1), and that the electron wave functions vary slowly within the nuclear volume. Therefore, the latter can be factored out by considering its value at a specific distance r_0 , usually chosen to be $r_0 = 0$ or $r_0 = R_{\text{box}}$, where R_{box} represents the equivalent box density radius, namely $R_{\text{box}} = \sqrt{5/3} R_{\text{ch}}$, with R_{ch} the nuclear charge radius. In this way, one can

isolate the IBD nuclear matrix element, $\mathcal{M}_{\text{nuc}}^{\text{IBD}}$,³

$$\mathcal{H}_j^{\text{IBD}} \simeq \psi_e^{j*}(r_0) \mathcal{M}_{\text{nuc}}^{\text{IBD}}, \quad (2)$$

where

$$\mathcal{M}_{\text{nuc}}^{\text{IBD}} = \int \Psi_{71\text{Ge}}^*(\mathbf{r}) \hat{H}_{\text{GT}} \Psi_{71\text{Ga}}(\mathbf{r}) d\mathbf{r}. \quad (3)$$

This permits to use the detailed balance principle, according to which the nuclear matrix element in Eq. (3) can be extracted from the inverse process, $e_{\text{bound}}^- + {}^{71}\text{Ge} \rightarrow {}^{71}\text{Ga} + \nu_e$, thus from the measurement of the electron-capture lifetime of ${}^{71}\text{Ge}$, referred to as $t_{1/2}$. The electron-capture rate is defined as [37, 38, 48, 51, 52]

$$\lambda_{\text{EC}} = \frac{\ln 2}{t_{1/2}} = \frac{G_F^2 |V_{ud}|^2 g_A^2}{2\pi(2J_{\text{Ge}} + 1)} \sum_x n_x (E_\nu^x)^2 |\mathcal{H}_x^{\text{EC}}|^2, \quad (4)$$

with $J_{\text{Ge}} = 1/2$ being the nuclear spin of germanium, n_x the relative occupation number of electrons in the atomic x shell, and $\mathcal{H}_x^{\text{EC}}$ the EC matrix element. In both the IBD cross section in Eq. (1) and the EC rate in Eq. (4) we account for radiative corrections and the weak magnetism contribution following Ref. [27]. Factorizing out the leptonic wave functions as in the IBD case, the electron-capture matrix element becomes

$$\mathcal{H}_x^{\text{EC}} \simeq \psi_{e,x}^b(r_0) \mathcal{M}_{\text{nuc}}^{\text{EC}}, \quad (5)$$

where we introduced the superscript b to the electron wave function to emphasize the electrons being bound in the EC process, contrary to the IBD case.

In this way, the EC nuclear matrix element can be retrieved as

$$\frac{|\mathcal{M}_{\text{nuc}}^{\text{EC}}|^2}{2J_{\text{Ge}} + 1} = \frac{2\pi^3 \ln 2}{G_F^2 |V_{ud}|^2 g_A^2 f_{\text{EC}} t_{1/2}}, \quad (6)$$

with f_{EC} being the phase space factor for an allowed electron capture, which, given that EC happens mainly with the $1s$ shell electrons, can be expanded as [35, 47]

$$f_{\text{EC}} \simeq 2\pi^2 |\psi_{e,1s}^b(r_0)|^2 (E_\nu^{1s})^2 (1 + \epsilon_o^{1s}) \left[1 + \frac{P_L + P_M}{P_K} \right], \quad (7)$$

¹ Natural units with $\hbar = c = 1$ are used throughout.

² Following Ref. [26], we consider a small correction of 0.09 keV representing the energy lost during the electronic rearrangement.

³ In the literature, the nuclear matrix element is often referred to in terms of the Gamow-Teller strength $B_{\text{GT}} = |\mathcal{M}_{\text{nuc}}|^2 / (2J + 1)$.

with ϵ_o^x accounting for exchange and overlap effects, and $P_{L,M,K}$ being the experimentally measured electron-capture probabilities for the L, M and K shells [37, 41, 46]. Here, $|\psi_{e,1s}^b(r_0)|^2$ is the 1s electron density at the nucleus obtained from

$$|\psi_{e,1s}^b(r)|^2 = \frac{|g_{1s}(r)|^2 + |f_{1s}(r)|^2}{4\pi}, \quad (8)$$

where $g_{1s}(r)$ and $f_{1s}(r)$ represent the exact solution of the Dirac-Hartree-Fock-Slater (DHFS) equations [53] for a bound electron in the 1s state.

Following the detailed balance principle, $|\mathcal{M}_{\text{nuc}}^{\text{IBD}}|^2 \stackrel{\text{db}}{=} |\mathcal{M}_{\text{nuc}}^{\text{EC}}|^2$, the ground-state neutrino-induced IBD cross section reduces to [27]

$$\sigma_{\text{gs}}^{\text{db}} = \frac{2\pi^2 \ln 2}{f_{\text{EC}} t_{1/2}} \left(\frac{2J_{\text{Ge}} + 1}{2J_{\text{Ga}} + 1} \right) \sum_j p_e^j E_e^j \mathcal{F}(E_e, Z, r_0) \mathcal{B}(E_e^j), \quad (9)$$

where, to match the usual conventions, we have normalized the non-distorted electron wave function, $|\psi_e(r_0)|_{\text{free}}^2$, to cancel Ω_e in Eq. (1), and introduced the Fermi function, $\mathcal{F}(E_e, Z) = |\psi_e(r_0)|^2 / |\psi_e(r_0)|_{\text{free}}^2$, which corrects for the distortion of the electron wave function due to the Coulomb potential of the daughter nucleus with Z being its atomic number. Here, we use a generalised Fermi function given by [54]

$$\mathcal{F}(E_e, Z, r) = \frac{|f_1(r)|^2 + |g_{-1}(r)|^2}{2p_e^2}, \quad (10)$$

where the electron wave functions $f_\kappa(r)$ and $g_\kappa(r)$ are the exact radial solutions of the DHFS equations for the outgoing electron of the IBD process for the eigenvalue κ , which assumes values $\kappa = \pm 1$ for allowed decays.

In this work, we developed a software based on the RADIAL package [53] that allows us to numerically evaluate the Fermi function in Eq. (10), which requires the use of the exact Dirac-Coulomb radial electron wave functions, $\psi_{e,\kappa}(\mathbf{r})$, that are given in terms of the large and small components, $g_\kappa(r)$ and $f_\kappa(r)$, obtained by resolving

$$\begin{aligned} \left(\frac{d}{dr} + \frac{\kappa + 1}{r} \right) g_\kappa - (E_e - V(r) + m_e) f_\kappa &= 0, \\ \left(\frac{d}{dr} - \frac{\kappa - 1}{r} \right) f_\kappa + (E_e - V(r) - m_e) g_\kappa &= 0, \end{aligned} \quad (11)$$

where $V(r)$ is the atomic potential of the germanium atom. Similar functions, $\psi_{e,n\kappa}^b(\mathbf{r})$, $g_{n\kappa}(r)$ and $f_{n\kappa}(r)$, can be defined for the case of bound electron states, with the replacement of the electron energy

E_e with $E_e^{nk} = m_e - |E_{\text{bind}}^{nk}|$, where E_{bind}^{nk} is the binding energy and introducing a subscript n indicating the principal quantum number. In our work, we consider the DHFS potential, which is given by

$$V_{\text{DHFS}}(r) = V_{\text{nuc}}(r) + V_{\text{el}}(r) + V_{\text{ex}}(r), \quad (12)$$

where $V_{\text{nuc}}(r)$ is the nuclear potential. The latter has been determined by considering a two-parameter Fermi (2pF) distribution [55] with $R_{\text{ch}} = 4.032(2)$ fm [44] and skin thickness $t = 2.3$ fm. The electronic potential $V_{\text{el}}(r)$ accounts for the interaction energy of an electron with the entire electronic cloud at a distance r , and the exchange potential $V_{\text{ex}}(r)$ is defined as

$$V_{\text{ex}}(r) = -C_{\text{ex}} e^2 \left(\frac{3}{\pi} \right)^{1/3} [\rho(r)]^{1/3}, \quad (13)$$

where the constant C_{ex} assumes different values according to different calculations, namely $C_{\text{ex}} = 3/2$ for Slater [53, 56] and $C_{\text{ex}} = 1$ for Kohn-Sham [53, 57].⁴ In our calculation, we considered $C_{\text{ex}} = 3/2$. To ensure the correct long-range behavior, we apply the so-called Latter tail correction [53, 59]. The electron density, $\rho(r)$, which enters both $V_{\text{el}}(r)$ and $V_{\text{ex}}(r)$, is determined through a self-consistent solution of the DHFS equations iteratively [53].

The generalised definition in Eq. (10) has to be compared to the common definition of the Fermi function which can be found in the literature (see e.g. Ref. [27]), obtained by the product of various contributions, namely

$$F(E_e, Z) = F_0(E_e, Z) L_0(E_e, Z) U(E_e, Z) S(E_e, Z), \quad (14)$$

where $F_0(E_e, Z)$ is derived from the solution of the Dirac equation for a point-like nucleus. The latter is typically evaluated at the nuclear surface to keep it finite, and its expression is given by

$$F_0(E_e, Z) = 4(2p_e R_{\text{box}})^{2\gamma-2} \frac{|\Gamma(\gamma + i\eta)|^2}{|\Gamma(2\gamma + 1)|^2} e^{\pi\eta}, \quad (15)$$

with $\gamma \equiv \sqrt{1 - (\alpha Z)^2}$ and $\eta \equiv (\alpha Z E_e)/p_e$, where α is the fine-structure constant. The additional term $L_0(E_e, Z)$ corrects for the finite size of the nucleus considering a box density with equivalent radius $R_{\text{box}} = \sqrt{5/3} R_{\text{ch}}$, while $U(E_e, Z)$ is introduced

⁴ The choice of this coefficient results in differences up to 1% on the electron density at the nucleus [58].

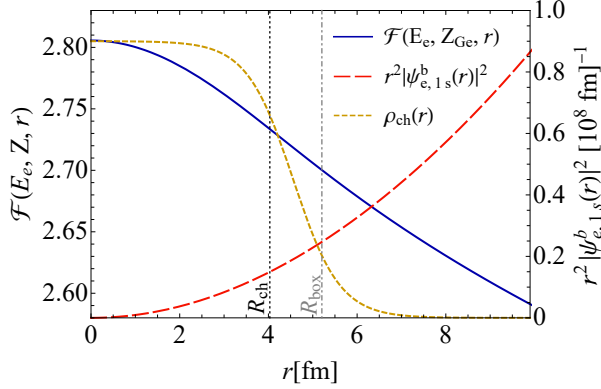


FIG. 1. Fermi function for ^{71}Ge as a function of the radial distance (blue solid line), as derived in this work in Eq. (10) using the exact DHFS $g_\kappa(r)$ and $f_\kappa(r)$ wave functions. We also show the charge density of ^{71}Ge , $\rho_{\text{ch}}(r)$ (gold dashed line) in arbitrary units and the electron density for a bound electron in the $1s$ state of ^{71}Ge (red long dashed line), as obtained from our numerical code. The vertical dotted and dash-dotted lines represent R_{ch} and $R_{\text{box}} = \sqrt{5/3} R_{\text{ch}}$, respectively.

to improve the nuclear distribution from a box density to a more realistic Fermi distribution. Finally, $S(E_e, Z)$ introduces a correction to the outgoing wave function due to atomic screening [53, 54, 60]. We have checked that by considering a nucleus with a uniform density and evaluating the Fermi function for $r = 0$, we retrieve the tabulated values of the Fermi function from Behrens et al. [38], expressed as the first two terms of Eq. (14), $F_0 L_0$.

In Fig. 1, we show our result for the Fermi function calculated using the exact DHFS $g_\kappa(r)$ and $f_\kappa(r)$ wave functions in Eq. (10). Our result has been obtained by calculating all of the contributions to the Fermi function within a unique and coherent framework and produce slightly higher values compared to those reported in Ref. [27], as shown in Table I for $r = 0$.

Besides the numerical evaluation of the Fermi function, we employed the same dedicated software, based on the RADIAL package [53], also to numerically evaluate the bound electron wave functions in Eq. (8) for a finite-size nucleus. For this, we use a 2pF distribution with the first measurement of the charge radius of ^{71}Ge [44] as an input parameter, equal to $R_{\text{ch}} = 4.032(2)$ fm. In Fig. 1, we show the electron density for the $1s$ bound state of ^{71}Ge as obtained by our numerical calculation. In Table II, we compare the electron densities obtained in this work with those reported in the literature for different methods and assumptions. For a better

comparison, we also report the values we would obtain with our software using the same underlying assumptions. The electron densities evaluated with our code are compatible with those reported in the literature within about 3%, when using the same inputs.

As a further improvement, we move beyond the conventional approximation of evaluating the electron wave function at a single point, as done in Eqs. (2) and (5). We propose the adoption of averaged wave functions over the ^{71}Ge nuclear charge density, in both the calculations of IBD and EC amplitudes.⁵ This modification also results in an averaging procedure of the Fermi function in Eq. (10), $\bar{\mathcal{F}}(E_e^j, Z_{\text{Ge}})$, consistent with the prescription originally suggested by Bahcall [35] for a point-like nucleus.⁶ The averaging is done through

$$\bar{\mathcal{F}}(E_e, Z) = \frac{\int \rho_{\text{ch}}(r) \mathcal{F}(E_e, Z, r) d^3r}{\int \rho_{\text{ch}}(r) d^3r}, \quad (16)$$

where $\rho_{\text{ch}}(r)$ is the considered nuclear density distribution. The effect of the averaging procedure of the Fermi function is also shown in Table I.

Using this procedure, the ground-state cross section becomes

$$\bar{\sigma}_{\text{gs}}^{\text{db}} = \frac{2\pi^2 \ln 2}{\bar{f}_{\text{EC}} t_{1/2}} \left(\frac{2J_{\text{Ge}} + 1}{2J_{\text{Ga}} + 1} \right) \sum_j p_e^j E_e^j \bar{\mathcal{F}}(E_e^j, Z_{\text{Ge}}) \mathcal{B}(E_e^j), \quad (17)$$

where \bar{f}_{EC} is obtained by replacing the punctual wave function in Eq. (7) with its average over the nuclear volume, calculated as [61]

$$\overline{|\psi_{e,1s}^b|^2} = \frac{\int \rho_{\text{ch}}(r) |\psi_{e,1s}^b(r)|^2 d^3r}{\int \rho_{\text{ch}}(r) d^3r}. \quad (18)$$

⁵ The average should be evaluated over the Gamow-Teller transition density, defined as the overlap between the ^{71}Ge and ^{71}Ga nuclear wave functions with the interaction Hamiltonian. However, this quantity is not currently accessible from first principles in nuclear theory, and we leave its inclusion for an upcoming work.

⁶ Bahcall suggested to apply the averaging procedure to F_0 considering that the “electron-capture can occur anywhere within the nuclear volume” [35]. This is not completely justified, since in the evaluation of F_0 the nucleus is assumed to be point-like and considering that the Fermi function corrects the wave function of the outgoing electron and it does not refer to the electron captured in the EC process. On the contrary, the introduction of exact electron wave functions, as done in this work, naturally leads to the evaluation of the average of the latter within the nucleus when factoring out the electron wave function from the matrix element as in Eq. (2).

The effect of averaging the electron density is shown in the last three rows of Table II, where we compare the values obtained at a fixed radius, namely $r_0 = 0$ and $r_0 = \sqrt{5/3}R_{\text{ch}}$, with that retrieved after the averaging procedure.

Source	E_e [MeV]	$F(E_e, Z_{\text{Ge}})$	$\mathcal{F}(E_e, Z_{\text{Ge}})$	$\bar{\mathcal{F}}(E_e, Z_{\text{Ge}})$
^{51}Cr	1.031	2.774	2.806	2.736
	1.030	2.775	2.806	2.738
	1.025	2.779	2.810	2.742
	0.711	3.306	3.359	3.281
	0.710	3.309	3.361	3.284
	0.705	3.330	3.384	3.305
^{37}Ar	1.092	2.734	2.763	2.696
	1.092	2.734	2.764	2.696
	1.089	2.736	2.765	2.698

TABLE I. Comparison between the Fermi function defined according to Eq. (14) [27], $F(E_e, Z_{\text{Ge}})$, and those calculated with our software according to Eqs. (10) and (16), $\mathcal{F}(E_e, Z_{\text{Ge}})$ and $\bar{\mathcal{F}}(E_e, Z_{\text{Ge}})$, for electron energies E_e relevant to ^{51}Cr and ^{37}Ar neutrino sources. In the first two cases we use $r_0 = 0$.

When exploiting the detailed balance principle, a key piece of information used is the well-known half-life of the EC decay of ^{71}Ge . In this work, four independent measurements of the half-life are employed, namely

$$t_{1/2} [^{71}\text{Ge}] = \begin{cases} 11.43 \pm 0.03 \text{ d} & [40], \\ 11.46 \pm 0.04 \text{ d} & [41], \\ 11.468 \pm 0.008 \text{ d} & [42], \\ 11.4645 \pm 0.0036 \text{ d} & [43]; \end{cases} \quad (19)$$

of which a weighted average has been taken, resulting in $t_{1/2} = 11.465 \pm 0.003 \text{ d}$.

Also needed is the Q -value of the EC process, which is given by the $^{71}\text{Ge} - ^{71}\text{Ga}$ atomic mass difference

$$Q_{\text{EC}} = M[^{71}\text{Ge}] - M[^{71}\text{Ga}] = 232.47 \pm 0.09 \text{ keV}, \quad (20)$$

obtained from an average of five different experimental values [45]. The neutrino energy in the EC process depends on the binding energies of the involved ^{71}Ga states. For a K-shell electron capture, using $E_{\text{bind}}^{\text{K}} = 10.367 \text{ keV}$ [62], the corresponding neutrino energy is $E_{\nu}^{1s} = 222.10 \pm 0.09 \text{ keV}$. Finally, another important input are the experimentally measured electron-capture probabilities for the L, M and K shells. We combine the measurements of $P_{\text{L}}/P_{\text{K}}$ and $P_{\text{M}}/P_{\text{K}}$ ratios from Refs. [41, 46] along with the measurements provided in Table XIV of Ref. [37], obtaining

$$\frac{P_{\text{L}}}{P_{\text{K}}} = 0.1174 \pm 0.0009, \quad \frac{P_{\text{M}}}{P_{\text{K}}} = 0.0188 \pm 0.0004, \quad (21)$$

with associated atomic binding energies $E_{\text{bind}}^{\text{L}} = 1.2990 \text{ keV}$ and $E_{\text{bind}}^{\text{M}} = 0.1595 \text{ keV}$ for the L and M shells of ^{71}Ga [62], respectively.

To calculate f_{EC} , following Eq. (7), we keep into account the so-called overlap and exchange correction, ϵ_o^{1s} , given that we write the total rate in terms of the 1s-capture rate. We compute the average of the values reported in Refs. [63, 64], as previously done in Ref. [27], yielding to $\epsilon_o^{1s} = -0.013 \pm 0.014$. We also consider an additional term due to the weak magnetism correction, $[1 + \epsilon_q]_{\text{EC}}$, with $\epsilon_q = (4.9 \pm 1.5) \times 10^{-4}$ [27].

The values obtained in this work for f_{EC} are reported in Table II for different calculations of the bound electron wave functions. In particular, using all these inputs in Eq. (7) and after calculating the average of the electron density at the nucleus as in Eq. (18), we obtain

$$\bar{f}_{\text{EC}} = 0.0222 \pm 0.0003, \quad (22)$$

in units of $(\hbar/m_e c)^3$. The latter \bar{f}_{EC} is used to extract the nuclear matrix element from the experimental measurement of $t_{1/2}$, as in Eq. (6). Usually, the numerical value is expressed in terms of the Gamow-Teller transition strength for the IBD process, which results in

$$B_{\text{GT}}(\text{gs}) = \frac{|\mathcal{M}_{\text{nuc}}^{\text{IBD}}|^2}{2J_{\text{Ga}} + 1} = 0.0878 \pm 0.0012, \quad (23)$$

when the detailed balance is applied.

In Table III, we report the ground-state cross section for the IBD process for ^{51}Cr and ^{37}Ar neutrino sources. The average procedure reduces the ground state cross section by 3.3%, indicating a non-negligible correction that should be taken into account.

To obtain the total cross section, it is necessary to account for the contribution of the excited states corresponding to the transitions $3/2^- \rightarrow 5/2^-$ at 175 keV and $3/2^- \rightarrow 3/2^-$ at 500 keV [27]

$$\sigma = \sigma_{\text{gs}} \left[1 + \xi(5/2^-) \frac{B_{\text{GT}}(5/2^-)}{B_{\text{GT}}(\text{gs})} + \xi(3/2^-) \frac{B_{\text{GT}}(3/2^-)}{B_{\text{GT}}(\text{gs})} \right], \quad (24)$$

where $\xi(5/2^-)$ and $\xi(3/2^-)$ are the phase-space coefficients, which take the values $\xi(5/2^-) = 0.669$ and $\xi(3/2^-) = 0.220$ for the ^{51}Cr neutrino source and $\xi(5/2^-) = 0.696$ and $\xi(3/2^-) = 0.264$ for the ^{37}Ar one [27]. The Gamow-Teller strength values for the excited contributions were obtained, following Ref. [27], from the experimental measurement of forward-angle (p,n) scattering [67] and from

Reference	$\rho_{\text{ch}}(r)$	$\rho_{\text{ch}}(r)$ input par. [fm]	$4\pi \psi_{e,1s}^b(r_0) _{\text{ref}}^2$	$4\pi \psi_{e,1s}^b(r_0) _{\text{our}}^2$	$f_{\text{EC}}^{\text{our}}$
Band et al. (1979) [65] ($r_0 = 0$)	Box [A=74]	$1.2 \text{ A}^{1/3}$	0.0692	0.0678	0.0226
Band et al. (1986) [58] ($r_0 = 0$) for $C_{\text{ex}} = \frac{3}{2}$ ^a	Box [A=74]	$1.201 \text{ A}^{1/3}$	0.0696	0.0677	0.0225
Band et al. (1986) [58] ($r_0 = 0$) for $C_{\text{ex}} = 1$	Box [A=74]	$1.201 \text{ A}^{1/3}$	0.0690	—	—
Band et al. (1986) [58] ($r_0 = 0$) for DF ^b	Box [A=74]	$1.201 \text{ A}^{1/3}$	0.0692	—	—
Behrens et al. [38] ($r_0 = 0$)	Box [A=69]	$1.2 \text{ A}^{1/3}$	0.0694	0.0678	0.0226
Bambynek et al. [37] ($r_0 = 0$)	2pF [A=71]	$c = 4.43, t = 2.4$	0.0692	0.0677	0.0225
Band et al. (1979) [65] ($r_0 = 5.04 \text{ fm}$)	Box [A=74]	$1.2 \text{ A}^{1/3}$	0.0675	0.0661	0.0220
Behrens et al. [38] ($r_0 = 4.92 \text{ fm}$)	Box [A=69]	$1.2 \text{ A}^{1/3}$	0.0677	0.0662	0.0220
Martin et al. [66] ($r_0 = 4.49 \text{ fm}$) ^c	2pF [A=74]	$c = 4.49, t = 2.5$	0.0676	0.0663	0.0221
Elliott et al. [27] (avg.) ^d	2pF [A=71]	—	0.0679	—	—
Cadeddu et al. ($r_0 = 0$)	2pF [A=71]	$c = 4.559, t = 2.3$	—	0.0678	0.0226
Cadeddu et al. ($r_0 = 5.20 \text{ fm}$)	2pF [A=71]	$c = 4.559, t = 2.3$	—	0.0660	0.0219
Cadeddu et al. (avg.)	2pF [A=71]	$c = 4.559, t = 2.3$	—	0.0666	0.0222

^a Here, the values of C_{ex} refer to the potential in Eq. (13).

^b Here, DF refers to the use of a different resolution method, namely Dirac-Fock instead of the DHFS one, for which the exchange effect is evaluated without any approximation.

^c Ref. [66] quotes $|g_{1s}|^2$ and does not report the value of A. Thus, we consider A=74 which corresponds to the most abundant stable isotope of germanium.

^d Elliott et al. use the same wave functions used by Bahcall in Ref. [26], after applying, in their calculations, corrections to the neutrino energy. However, there is not enough information to compare our calculation to their result.

TABLE II. Comparison of different electron densities for the 1s bound state of ^{71}Ge at a specific radius r_0 , $4\pi |\psi_{e,1s}^b(r_0)|^2$, calculated according to various nuclear charge densities, $\rho_{\text{ch}}(r)$. “A” refers to the considered germanium mass number which typically enters in the definition of the charge radius. The table presents results from various references, specifying $\rho_{\text{ch}}(r)$ (box or 2pF distribution), the associated input parameters, and the corresponding values of $4\pi |\psi_{e,1s}^b(r_0)|^2$ both from the reference and from our recalculation. In the last three rows, we show the values obtained in this work for $r_0 = 0$, $r_0 = \sqrt{5/3}R_{\text{ch}}$ and with the averaging procedure (avg). In the last column we report the corresponding values of f_{EC} calculated within our framework.

Source	$\sigma_{\text{gs}}^{\text{db}}$	$\overline{\sigma}_{\text{gs}}^{\text{db}}$	$\overline{\sigma}_{(\text{p,n})}^{\text{db}}$	$\overline{\sigma}_{(^3\text{He},^3\text{H})}^{\text{db}}$
^{51}Cr	5.59 ± 0.07	5.41 ± 0.07	$5.71_{-0.08}^{+0.27}$	5.87 ± 0.17
^{37}Ar	6.70 ± 0.09	6.47 ± 0.08	$6.87_{-0.10}^{+0.34}$	7.09 ± 0.21

TABLE III. Ground-state cross sections for neutrino capture on ^{71}Ga for ^{51}Cr and ^{37}Ar neutrino sources compared to those obtained with two different choices for excited state contributions, in units of $[10^{-45} \text{ cm}^2]$. The overline refers to the average over the nuclear volume of the bound-state wave function and the Fermi function.

($^3\text{He}, ^3\text{H}$) scattering [68], leading to different estimations of about 6% and 9%, respectively. In both cases, we report the results in Table III for ^{51}Cr and ^{37}Ar neutrino sources.

III. REEVALUATION OF THE ANOMALY

Our theoretical estimation of the number of expected IBD events, N_{cal} , can be compared with the experimental measurements from GALLEX [3–6], SAGE [7, 8] and BEST [24, 25], N_{exp} , leading to a ratio $R = N_{\text{exp}}/N_{\text{cal}}$. We define the following χ^2

function

$$\chi^2 = \min_{\eta} \left[\sum_{k,j} (R_k - \eta \bar{R}) (V^{-1})_{kj} (R_j - \eta \bar{R}) + \left(\frac{1 - \eta}{\Delta\eta} \right)^2 \right], \quad (25)$$

where the sum runs over all the experimental measurements k, j and the nuisance parameter η is constrained, in the case of the (p,n) excited contribution, by

$$\Delta\eta = \begin{cases} \Delta\eta_+(\text{p,n}) = 0.047 & \text{for } \eta > 1, \\ \Delta\eta_-(\text{p,n}) = 0.014 & \text{for } \eta < 1, \end{cases} \quad (26)$$

and $\Delta\eta(^3\text{He}, ^3\text{H}) = 0.029$ for the ($^3\text{He}, ^3\text{H}$) one. The covariance matrix V is obtained from the uncertainties on the R_k ratios. The resulting best fit value for all the experiments is found to be $\bar{R} = 0.814_{-0.045}^{+0.029}$, when considering the (p,n) excited contribution, see Fig. 2 (upper panel). Taking into account the non-parabolic behavior of the χ^2 , shown in Fig. 3, we obtain a 6.1σ anomaly. With the ($^3\text{He}, ^3\text{H}$) excited contribution we obtain $\bar{R} = 0.797_{-0.034}^{+0.035}$, also shown in Fig. 2 (lower panel), and a smaller 5.3σ anomaly. These results have been obtained by improving the calculation method used in Ref. [31] by removing

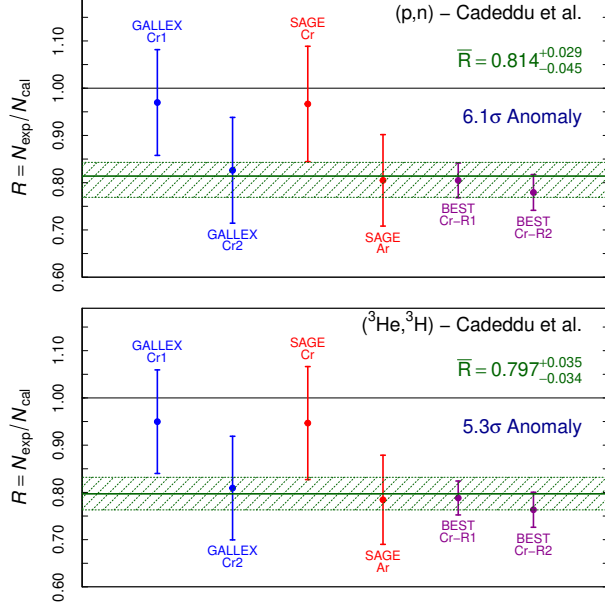


FIG. 2. Ratios between the experimental values and our theoretical estimations of the event rates in gallium experiments, when considering the (p,n) (upper panel) or the ($^3\text{He}, ^3\text{H}$) (lower panel) excited state contribution. Also shown are the best fit value of \bar{R} (green line) and its 1σ uncertainty (green band).

the model uncertainties from the BEST data. These uncertainties are correlated among the experiments and are taken into account in the χ^2 with the η nuisance parameter. We also took into account the correlation of the systematic uncertainties of the BEST data.

Our result is in good agreement with previous ones [26–28], although the differences in the procedure. In fact, the averaging procedure compensates for slight differences in the electron wave function values adopted. It is worth stressing that in this work we use the same software and underlying assumptions when evaluating the exact electron wave functions in both the Fermi function and \bar{f}_{EC} calculations in Eq. (17). Entering as a ratio, any systematic shift should cancel in the cross section determination, making the result more robust and self-consistent.

IV. STERILE NEUTRINOS

The simplest and most considered explanation of the gallium anomaly is the hypothesis of short-

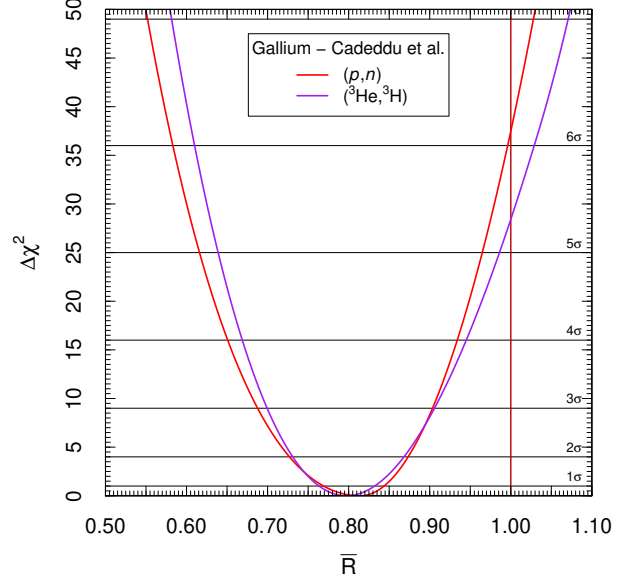


FIG. 3. $\Delta\chi^2 = \chi^2 - \chi^2_{\min}$ as a function of \bar{R} obtained from the combined analysis of the gallium data when considering the (p,n) (red line) or the ($^3\text{He}, ^3\text{H}$) (purple line) excited state contribution.

baseline active-sterile neutrino oscillations (see the recent review in Ref. [1]). Figure 4 shows the allowed regions in the space of the effective parameters of 3+1 short-baseline active-sterile oscillations (see Ref. [14]). Our results confirm those obtained in previous works [11, 20, 24, 27, 31, 71–73], which show that the gallium data, including the recent and most precise BEST data, can be explained by short-baseline active-sterile neutrino oscillations with a large mixing ($0.2 \lesssim \sin^2 2\vartheta_{ee} \lesssim 0.6$ at 2σ , for $\Delta m_{41}^2 \gtrsim 1 \text{ eV}^2$). Such large mixing is in tension with the bounds obtained from the analysis of reactor antineutrino data [11, 74–77], the solar neutrino bound [69, 78], and the KATRIN neutrino mass measurement [70]. The solar and KATRIN bounds are shown in Fig. 4 for comparison. The reactor bound is more complicated, because it depends on the reactor antineutrino flux model and on the choice of the data set [11, 74]. These tensions disfavour the sterile neutrino explanation of the gallium anomaly, which is however still considered because so far nobody has found a plausible alternative explanation.⁷

⁷ Exotic explanations have been proposed in Refs. [23, 30, 79–81]. Some have been shown to be in tension with the reactor rate data [20].

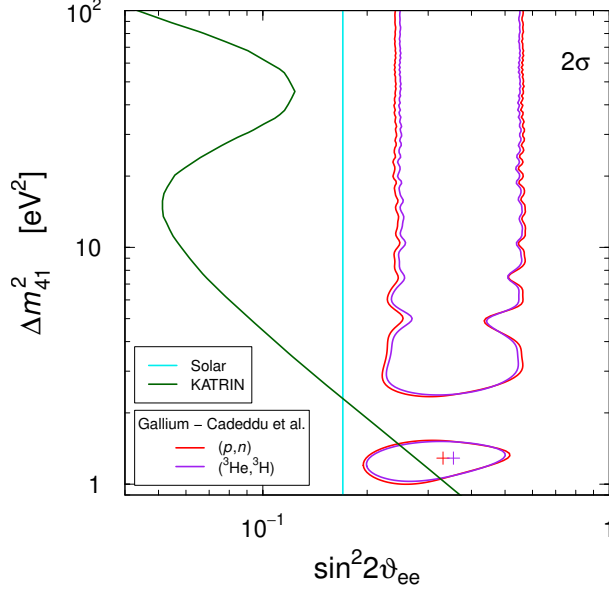


FIG. 4. Contours of the 2σ allowed regions in the plane of the effective oscillation parameters of 3+1 active-sterile neutrino mixing obtained from the combined analysis of the gallium data when considering the (p,n) (red line) or the ($^3\text{He}, ^3\text{H}$) (purple line) excited state contribution. The crosses indicate the best-fit points. Also shown are the 2σ solar bound $\sin^2 2\theta_{ee} \lesssim 0.17$ [69] (cyan line) and the 95% C.L. bound of the KATRIN experiment [70] (green line).

V. CONCLUSIONS

In this work, we critically reassess the status of the gallium anomaly. By employing exact Dirac-Coulomb wave functions for both the bound and continuum electron states, a new averaging procedure and a refined statistical analysis, we reevaluate the neutrino capture cross-section on ^{71}Ga , showing that a 6.1σ discrepancy is now achieved with the (p,n) excited state contribution, and 5.3σ with the ($^3\text{He}, ^3\text{H}$) excited state contribution. Such a result is obtained by using the same software and underlying assumptions when evaluating the exact electron wave functions in both the Fermi function and electron density at the nucleus for the EC process, which entering as a ratio in the cross section avoid possible systematic shifts, making the result more robust and self-consistent. We also present the updated allowed region in the space of the effective parameters of 3+1 active-sterile neutrino mixing. We confirm the need for the explanation of the gallium data of a large active-sterile mixing which is in tension with the results of reactor antineutrino experiments [11, 74–77], with the solar neutrino bound [69, 78], and the KATRIN neutrino mass measurement [70]. Hence, the solution of the gallium anomaly remains an open problem which may be solved by a new source experiment with a different detector [32, 82, 83].

-
- [1] S. R. Elliott, V. Gavrin, and W. Haxton, *Prog. Part. Nucl. Phys.* **134**, 104082 (2024), arXiv:2306.03299 [nucl-ex].
 - [2] C. Giunti and M. Laveder, *Phys. Rev. C* **83**, 065504 (2011), arXiv:1006.3244 [hep-ph].
 - [3] P. Anselmann et al., *Physics Letters B* **285**, 376 (1992).
 - [4] W. Hampel et al., *Physics Letters B* **447**, 127 (1999).
 - [5] F. Kaether, W. Hampel, G. Heusser, J. Kiko, and T. Kirsten, *Phys. Lett. B* **685**, 47 (2010), arXiv:1001.2731 [hep-ex].
 - [6] M. Altmann et al. (GNO), *Phys. Lett. B* **616**, 174 (2005), arXiv:hep-ex/0504037.
 - [7] J. N. Abdurashitov et al. (SAGE), *Phys. Rev. C* **80**, 015807 (2009), arXiv:0901.2200 [nucl-ex].
 - [8] V. N. Gavrin, “The history, present and future of sage (soviet-american gallium experiment),” in *Solar Neutrinos*, pp. 29–46, 10.1142/9789811204296_0002.
 - [9] G. Mention, M. Fechner, T. Lasserre, T. A. Mueller, D. Lhuillier, M. Cribier, and A. Letourneau, *Phys. Rev. D* **83**, 073006 (2011), arXiv:1101.2755 [hep-ex].
 - [10] P. Abratenko et al. (MicroBooNE), *Phys. Rev. Lett.* **130**, 011801 (2023), arXiv:2210.10216 [hep-ex].
 - [11] C. Giunti, Y. F. Li, C. A. Ternes, O. Tyagi, and Z. Xin, *JHEP* **10**, 164 (2022), arXiv:2209.00916 [hep-ph].
 - [12] J. M. Berryman and P. Huber, *Phys. Rev. D* **101**, 015008 (2020), arXiv:1909.09267 [hep-ph].
 - [13] C. Giunti and M. Laveder, *Mod. Phys. Lett. A* **22**, 2499 (2007), arXiv:hep-ph/0610352.
 - [14] C. Giunti and T. Lasserre, *Ann. Rev. Nucl. Part. Sci.* **69**, 163 (2019), arXiv:1901.08330 [hep-ph].
 - [15] S. Gariazzo, C. Giunti, M. Laveder, Y. F. Li, and E. M. Zavanin, *J. Phys. G* **43**, 033001 (2016), arXiv:1507.08204 [hep-ph].
 - [16] M. C. Gonzalez-Garcia, M. Maltoni, and T. Schwetz, *Nucl. Phys. B* **908**, 199 (2016), arXiv:1512.06856 [hep-ph].
 - [17] A. Diaz, C. A. Argüelles, G. H. Collin, J. M. Conrad, and M. H. Shaevitz, *Phys. Rept.* **884**, 1 (2020), arXiv:1906.00045 [hep-ex].
 - [18] S. Böser, C. Buck, C. Giunti, J. Lesgourgues, L. Ludhova, S. Mertens, A. Schukraft, and M. Wurm, *Prog. Part. Nucl. Phys.* **111**, 103736 (2019).

- (2020), arXiv:1906.01739 [hep-ex].
- [19] B. Dasgupta and J. Kopp, Phys. Rept. **928**, 1 (2021), arXiv:2106.05913 [hep-ph].
 - [20] C. Giunti and C. A. Ternes, Phys. Lett. B **849**, 138436 (2024), arXiv:2312.00565 [hep-ph].
 - [21] K. N. Abazajian et al., (2012), arXiv:1204.5379 [hep-ph].
 - [22] M. A. Acero et al., J. Phys. G **51**, 120501 (2024), arXiv:2203.07323 [hep-ex].
 - [23] Y. Farzan and T. Schwetz, SciPost Phys. **15**, 172 (2023), arXiv:2306.09422 [hep-ph].
 - [24] V. V. Barinov et al., Phys. Rev. Lett. **128**, 232501 (2022), arXiv:2109.11482 [nucl-ex].
 - [25] V. V. Barinov et al., Phys. Rev. C **105**, 065502 (2022).
 - [26] J. N. Bahcall, Phys. Rev. C **56**, 3391 (1997), arXiv:hep-ph/9710491.
 - [27] S. R. Elliott, V. N. Gavrin, W. C. Haxton, T. V. Ibragimova, and E. J. Rule, Phys. Rev. C **108**, 035502 (2023), arXiv:2303.13623 [nucl-th].
 - [28] W. C. Haxton and E. Rule, Phys. Lett. B **861**, 139259 (2025), arXiv:2501.03528 [nucl-ex].
 - [29] J. Kostensalo, J. Suhonen, C. Giunti, and P. C. Srivastava, Phys. Lett. B **795**, 542 (2019), [Erratum: Phys.Lett.B 846, 138190 (2023)], arXiv:1906.10980 [nucl-th].
 - [30] V. Brdar, J. Gehrlein, and J. Kopp, JHEP **05**, 143 (2023), arXiv:2303.05528 [hep-ph].
 - [31] C. Giunti, Y. F. Li, C. A. Ternes, and Z. Xin, Phys. Lett. B **842**, 137983 (2023), arXiv:2212.09722 [hep-ph].
 - [32] P. Huber, Phys. Rev. D **107**, 096011 (2023), arXiv:2209.02885 [hep-ph].
 - [33] W. S. C. Williams, An Introduction to elementary Particles (Academic Press, 1971).
 - [34] J. M. Blatt and V. F. Weisskopf, Theoretical nuclear physics (Springer, New York, 1952).
 - [35] J. N. Bahcall, Neutrino Astrophysics (Cambridge University Press, 1989).
 - [36] L. W. Alvarez, (1949), 10.2172/929771.
 - [37] W. Bambynek, H. Behrens, M. H. Chen, B. Crasemann, M. L. Fitzpatrick, K. W. D. Ledingham, H. Genz, M. Mutterer, and R. L. Intemann, Rev. Mod. Phys. **49**, 77 (1977).
 - [38] H. Behrens and J. Jänecke, Numerical Tables for Beta-Decay and Electron Capture, edited by H. Schopper, Landolt-Boernstein - Group I Elementary Particles, Nuclei and Atoms, Vol. 4 (Springer-Verlag Berlin Heidelberg, 1969).
 - [39] E. Fermi, Ric. Sci. **4**, 491 (1933).
 - [40] W. Hampel and L. P. Remsberg, Phys. Rev. C **31**, 666 (1985).
 - [41] J. I. Collar and S. G. Yoon, Phys. Rev. C **108**, L021602 (2023), arXiv:2307.05353 [nucl-ex].
 - [42] E. B. Norman, A. Drobizhev, N. Gharibyan, K. E. Gregorich, Y. G. Kolomensky, B. N. Sammis, N. D. Scielzo, J. A. Shusterman, and K. J. Thomas, Phys. Rev. C **109**, 055501 (2024).
 - [43] A. Derbin, I. Drachnev, D. Ivanov, V. Muratova, M. Trushin, E. Unzhakov, and A. Vorobyev, Physics of Atomic Nuclei **88**, 52 (2025).
 - [44] S. Wang et al., Physics Letters B **856**, 138867 (2024).
 - [45] B. Singh and J. Chen, Nuclear Data Sheets **188**, 1 (2023).
 - [46] Q. Arnaud et al. (EDELWEISS Collaboration), Phys. Rev. Lett. **125**, 141301 (2020).
 - [47] J. N. Bahcall, Rev. Mod. Phys. **50**, 881 (1978).
 - [48] J. N. Bahcall, Phys. Rev. **135**, B137 (1964).
 - [49] S. Navas et al. (Particle Data Group), Phys. Rev. D **110**, 030001 (2024).
 - [50] B. Märkisch, H. Mest, H. Saul, X. Wang, H. Abele, D. Dubbers, M. Klopff, A. Petoukhov, C. Roick, T. Soldner, and D. Werder, Phys. Rev. Lett. **122**, 242501 (2019).
 - [51] J. N. Bahcall, Phys. Rev. **128**, 1297 (1962).
 - [52] H. Brysk and M. E. Rose, Rev. Mod. Phys. **30**, 1169 (1958).
 - [53] F. Salvat and J. M. Fernandez-Varea, Computer Physics Communications **240**, 165 (2019).
 - [54] L. Hayen, N. Severijns, K. Bodek, D. Rozpedzik, and X. Mougeot, Rev. Mod. Phys. **90**, 015008 (2018), arXiv:1709.07530 [nucl-th].
 - [55] M. Cadeddu, C. Giunti, Y. F. Li, and Y. Y. Zhang, Phys. Rev. Lett. **120**, 072501 (2018).
 - [56] J. C. Slater, Phys. Rev. **81**, 385 (1951).
 - [57] W. Kohn and L. J. Sham, Phys. Rev. **140**, A1133 (1965).
 - [58] I. Band and M. Trzhaskovskaya, Atomic Data and Nuclear Data Tables **35**, 1 (1986).
 - [59] R. Latter, Phys. Rev. **99**, 510 (1955).
 - [60] F. Salvat, J. D. Martinez, R. Mayol, and J. Parelada, Phys. Rev. A **36**, 467 (1987).
 - [61] J. C. Sens, Phys. Rev. **113**, 679 (1959).
 - [62] A. Thompson, X-ray Data Booklet (Lawrence Berkeley National Laboratory, University of California, 2001).
 - [63] J. N. Bahcall, Phys. Rev. **132**, 362 (1963).
 - [64] E. Vatai, Nuclear Physics A **156**, 541 (1970).
 - [65] I. Band and V. Fomichev, Atomic Data and Nuclear Data Tables **23**, 295 (1979).
 - [66] M. Martin and P. Blichert-toft, Atomic Data and Nuclear Data Tables **8**, 1 (1970).
 - [67] D. Krofcheck, E. Sugarbaker, J. Rapaport, D. Wang, J. N. Bahcall, R. C. Byrd, C. C. Foster, C. D. Goodman, I. J. Van Heerden, C. Gaarde, J. S. Larsen, D. J. Horen, and T. N. Taddeucci, Phys. Rev. Lett. **55**, 1051 (1985).
 - [68] D. Frekers et al., Physics Letters B **706**, 134 (2011).
 - [69] M. C. Gonzalez-Garcia, M. Maltoni, and J. P. Pinheiro, Phys. Lett. B **862**, 139297 (2025), arXiv:2411.16840 [hep-ph].
 - [70] H. Acharya et al. (KATRIN), (2025), arXiv:2503.18667 [hep-ex].
 - [71] V. V. Barinov et al., Phys. Rev. C **105**, 065502 (2022), arXiv:2201.07364 [nucl-ex].

- [72] V. Barinov and D. Gorbunov, Phys. Rev. D **105**, L051703 (2022), arXiv:2109.14654 [hep-ph].
- [73] J. M. Berryman, P. Coloma, P. Huber, T. Schwetz, and A. Zhou, JHEP **02**, 055 (2022), arXiv:2111.12530 [hep-ph].
- [74] C. Giunti, Y. F. Li, C. A. Ternes, and Z. Xin, Phys. Lett. B **829**, 137054 (2022), arXiv:2110.06820 [hep-ph].
- [75] H. Almazán et al. (STEREO), Nature **613**, 257 (2023), arXiv:2210.07664 [hep-ex].
- [76] I. Machikhiliyan (DANSS), Phys. Part. Nucl. **53**, 546 (2022).
- [77] M. Andriamirado et al. (PROSPECT, (PROSPECT Collaboration)*), Phys. Rev. Lett. **134**, 151802 (2025), arXiv:2406.10408 [hep-ex].
- [78] K. Goldhagen, M. Maltoni, S. E. Reichard, and T. Schwetz, Eur. Phys. J. C **82**, 116 (2022), arXiv:2109.14898 [hep-ph].
- [79] C. A. Argüelles, T. Bertólez-Martínez, and J. Salvado, Phys. Rev. D **107**, 036004 (2023), arXiv:2201.05108 [hep-ph].
- [80] J. M. Hardin, I. Martinez-Soler, A. Diaz, M. Jin, N. W. Kamp, C. A. Argüelles, J. M. Conrad, and M. H. Shaevitz, JHEP **09**, 058 (2023), arXiv:2211.02610 [hep-ph].
- [81] H. Banks, K. J. Kelly, M. McCullough, and T. Zhou, JHEP **04**, 096 (2024), arXiv:2311.06352 [hep-ph].
- [82] E. Ciuffoli, J. Evslin, R. Gao, H. Lin, and J. Tang, JHEP **07**, 017 (2025), arXiv:2504.16590 [hep-ph].
- [83] G. Chauhan and P. Huber, (2025), arXiv:2507.07397 [hep-ph].