

# Fast Task Planning with Neuro-Symbolic Relaxation

Qiwei Du<sup>1</sup>, Bowen Li<sup>2</sup>, Yi Du<sup>1</sup>, Shaoshu Su<sup>1</sup>, Taimeng Fu<sup>1</sup>, Zitong Zhan<sup>1</sup>, Zhipeng Zhao<sup>1</sup>, and Chen Wang<sup>1</sup>

**Abstract**—Real-world task planning requires long-horizon reasoning over large sets of entities with complex relationships and attributes, leading to a combinatorial explosion for classical symbolic planners. To prune the search space, recent methods prioritize searching on a simplified task only containing a few “important” entities predicted by a neural network. However, such a simple neuro-symbolic (NeSy) integration risks omitting critical entities and wasting resources on unsolvable simplified tasks. To enable Fast and reliable planning, we introduce a NeSy relaxation strategy (Flax), combining neural importance prediction with symbolic expansion. Specifically, we first learn a graph neural network to predict entity importance to create a simplified task and solve it with a symbolic planner. Then, we solve a rule-relaxed task to obtain a quick rough plan, and reintegrate all referenced entities into the simplified task to recover any overlooked but essential elements. Finally, we apply complementary rules to refine the updated task, keeping it both reliable and compact. Extensive experiments are conducted on both synthetic and real-world maze navigation benchmarks where a robot must traverse through a maze and interact with movable objects. The results show that Flax boosts the average success rate by 20.82% and cuts mean wall-clock planning time by 17.65% compared with the state-of-the-art NeSy baseline. We expect that Flax offers a practical path toward fast, scalable, long-horizon task planning in complex environments.

## I. INTRODUCTION

Task planning, which involves determining *what to do* and *in what order*, is a critical capability in many robotic applications, such as warehouse operations [1], domestic service [2], planetary exploration [3], and disaster response [4].

Classical task planners like Fast Downward [5] offer formal guarantees on problems encoded in Planning Domain Definition Language (PDDL) [6] but scale poorly with the number of entities<sup>3</sup> and relations [7]. For instance, consider a task where a robot must navigate through a maze-like environment while manipulating movable objects, executing primitive actions like move, push, pickup, and place. Each additional operator exponentially increases the branching factor of the action space, inducing a combinatorial explosion in the discrete task planning graph, which can encompass millions of reachable states prior to incorporating continuous motion planning constraints. For example, on a  $15 \times 15$  maze, a state-of-the-art classical planner can spend several minutes expanding useless nodes even when equipped with advanced heuristics such as  $h^{FF}$  [8] and LM-cut [9]. This is an unacceptable delay for many embedded systems.

<sup>1</sup>Spatial AI & Robotics Lab, Computer Science and Engineering, University at Buffalo, NY 14260. <https://sairlab.org>

<sup>2</sup>Robotics Institute, Carnegie Mellon University, Pittsburgh, PA 15213.

<sup>3</sup>Throughout the remainder of this paper we use the term *entity* in place of PDDL’s standard term *object*. This change in nomenclature is intentional: in our problem domain, we distinguish three fundamental types, *robot*, *position* and *object*, thus reserving *entity* to avoid any ambiguity.

## Flax (Ours) vs Baselines in Expert Mode

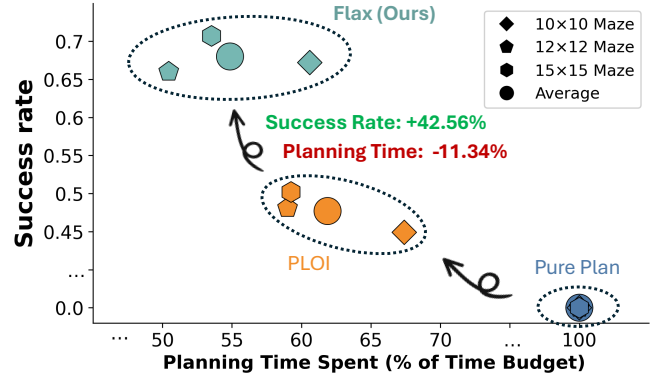


Fig. 1: **Flax achieves high success rates and fast planning on MazeNamo tasks.** The chart shows that Flax significantly outperforms *Fast Downward* (*Pure Plan*) [5] and *PLOI* [10] in both success rate and planning speed for *expert-level* tasks.

To address this, two branches of research have emerged. The first learns an efficient neural policy via deep reinforcement learning (DRL) [11]. Despite the promising results, most algorithms remain highly sample-inefficient [12] and generalize poorly on novel states [7]. For PSPACE-hard planning domains [13], the size of policy grows exponentially with the number of entities [14], [15], rendering the policies impractically large for memory-constrained hardware and infeasible for most fixed-size neural networks. The second direction [10], [16], [17] learns a neural predictor that shrinks the search space for symbolic planners.

For instance, PLOI [10] utilizes a Graph Neural Network (GNN) to filter out irrelevant entities, thus accelerating symbolic search. This approach necessitates a symbolic planner to iteratively verify task solvability as the filtering threshold decreases. However, in complex, long-horizon tasks with large search spaces, the planner often requires considerable time to determine unsolvability. Furthermore, due to the absence of correction mechanism, even minor mispredictions can exhaust the entire computational budget. This underscores our key insight: effective handling of complex planning tasks demands a lightweight correction mechanism to promptly detect and correct pruning errors, preventing unnecessary computational overhead.

To this end, we propose **Flax**, a neuro-symbolic **relaxation** strategy for **Fast** task planning that *couples neural importance prediction with symbolic rough-plan enhancement and complementary rule expansion*. Specifically, we first employ a neural predictor with a short time budget to create an initial simplified task. If the task is not solved, we solve

a relaxed version of the full task with domain-specific symbolic relaxation rules; every entity involved by the rough plan is merged back to recover entities that the predictor may have missed. The symbolic search at this step does not aim to solve the full task, but rather to identify potentially important entities, so that pruning errors can be fixed without much effort. Finally, we apply symbolic complementary rules to restore more potential missing entities. This strategy offers a near-zero-cost way to recover local consistency after rough-plan enhancement and thus largely preserves overall success rate. Together, they combine the raw speed of neural filtering with the reliability of symbolic reasoning, producing simplified tasks that are far smaller than the original one yet significantly decrease the possibility of dead-end failures.

We evaluate Flax on a new **Maze Navigation among movable objects** (*MazeNamo*) benchmark in MiniGrid [18] (three map sizes and four difficulty levels), high-fidelity Isaac Sim [19] forklift-warehouse scenarios, and real-world trials on a Unitree Go2 with a D1 manipulator. Under identical time budgets, Flax boosts the average success rates by 20.82% and cuts mean wall-clock planning time by 17.65% relative to the previous neuro-symbolic baseline, while classical planning alone struggles on most *hard* and *expert* tasks, as is shown in Fig. 1. These gains carry over to real-world deployment: the same model drives the quadruped to pick, place, and push objects in cluttered real-world scenes, closing the loop from abstract PDDL reasoning to kinodynamic execution with no additional tuning. We summarize our key contributions as follows:

- **Framework:** We present Flax, a neuro-symbolic task planner integrating neural importance prediction, symbolic rough-plan enhancement, and complementary rule expansion to boost scalability and reliability.
- **Symbolic Relaxation and Complementation:** We propose a domain-specific symbolic relaxation and an entity recovery method to quickly correct neural prediction errors, mitigating planning dead-ends.
- **MazeNamo Benchmark:** We introduce a comprehensive benchmark including MiniGrid, Isaac Sim forklift-warehouse simulations, and real-world scenarios, validating the robustness and scalability of our method.

## II. RELATED WORK

### A. Neuro-Symbolic Task Planning for Robots

Task planning produces discrete action sequences that achieve high-level goals in robotics [20], logistics [21], and games [22]. Classical forward-search planners such as Fast Downward [5] offer completeness and optimality guarantees, yet direct applicability to robotics is limited due to (1) They usually assume a fully discrete, factored state space and (2) The search complexity grows exponentially with the number of entities [7]. To overcome these limitations, neuro-symbolic approaches integrate learned neural components into the planning loop. One stream of work leverages neural networks to lift raw states into predicates [23], [24], [25], [26] and raw actions into skills and operators [27], [28], [29]. The resulting hybrid system makes long-horizon task-

and-motion planning (TAMP) *possible* on real robots [27], [24], [30], [26]. A complementary line assumes the planning model is given and fixed, while uses neural networks to make planning more *efficient*. Early systems learned heuristics or value functions to guide best-first search [31], [22], while more recent methods predict entity-level relevance with graph neural networks (GNNs) [10], [17]. Our work falls within the second stream: assuming a given symbolic domain description and low-level skills, we focus on accelerating planning without modifying the predicates or operators.

### B. Learning for Efficient Task Planning

Learning-based accelerations of task planning algorithms can be broadly categorized into three principal families. **Learning generalized policies** Policy-guided planning aims to learn feedforward program-like policies that can solve an entire family of problem instances. Search-based methods tackle this in two steps: they first discover symbolic state features and then synthesize program policies over those features. PG3 exemplifies this approach by evaluating each candidate lifted policy through direct execution during training [32]. Extending the idea to task-and-motion planning, Curtis *et al.* automatically derive state and action abstractions that seamlessly couple discrete and geometric reasoning [33]. The same framework has recently been generalized to non-deterministic domains [34]. Complementarily, deep reinforcement-learning approaches train Q-functions that are expressed with relational abstractions. These abstractions enable zero-shot transfer to novel object configurations [35]. **Learning plan feasibility or informative subgoals** Instead of producing full policies, another strand of work predicts whether partial plans are feasible or which subgoals to pursue, thus pruning unpromising branches during planning. Examples include sequence-based feasibility predictors for TAMP [16] and hierarchical RL that dynamically constructs landmark graphs to propose subgoals [36]. **Learning heuristics and relaxations** A third family learns heuristic estimates or lightweight relaxations that bias classical search. Learned admissible heuristics [31] and value-guided graph search [22] fall into this category. Related works also do graph learning for heuristics in discrete and numeric domains [10], [17]. Our approach also falls into this category: we apply a domain-specific relaxation that yields a rough plan retaining only entities required for optimality, significantly reducing the grounded planning problem size.

## III. PRELIMINARIES

We define the basic concepts and introduce the classical **PDDL problem** [37], which is represented as a tuple:

$$\Pi = \langle \mathcal{D}, \tau, T \rangle, \quad (1)$$

where  $\mathcal{D}$ ,  $\tau$ , and  $T$  denote a *domain*, a *task instance*, and a *transition model*, respectively, and will be explained next.

A **Domain** describes lifted symbols that are shared across all concrete planning tasks. Formally it is defined as:

$$\mathcal{D} = \langle \mathcal{P}, \mathcal{A} \rangle, \quad (2)$$

where  $\mathcal{P}$  is a finite set of *lifted predicates*  $p \in \mathcal{P}$ , each defined over a list of typed variables;  $\mathcal{A}$  is a finite set of *lifted*

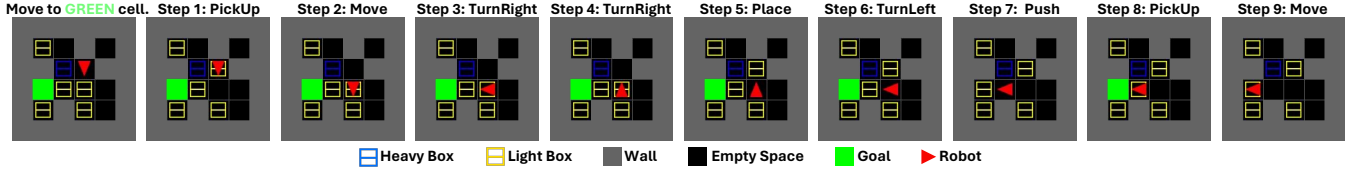


Fig. 2: A typical maze navigation instance and automatically synthesized plan. *Heavy boxes (push-only)*: blue squares; *Light boxes (push/pick-and-place)*: yellow squares; *Walls*: grey squares (cannot be manipulated); *Empty space*: black squares; *Goal*: green cell; *Robot*: red triangle. Each snapshot shows the state immediately after the labelled operator executes.

actions where each action  $\alpha \in \mathcal{A}$  is defined as a quadruple  $\alpha = \langle \text{pars}(\alpha), \text{pre}(\alpha), \text{add}(\alpha), \text{del}(\alpha) \rangle$ ,  $\text{pars}(\alpha)$  is a list of typed variables, and  $\text{pre}(\alpha)$ ,  $\text{add}(\alpha)$ , and  $\text{del}(\alpha)$  are sets of lifted predicates, with all free variables drawn from  $\text{pars}(\alpha)$ . Specifically, if a set of concrete entities is specified for a particular task, grounding the predicates yields the corresponding state space.

**Task distribution**  $\mathcal{T}$  is defined over tasks  $\tau$

$$\tau = \langle \mathcal{O}, I, G \rangle, \quad (3)$$

where  $\mathcal{O}$  is a finite set of *typed entities*. Following [10], we also treat entity types as unary predicates. We denote  $P(\mathcal{O})$  as the set obtained by Grounding all lifted predicates with entities from  $\mathcal{O}$ . and a *state* is any subset  $s \subseteq P(\mathcal{O})$ . Thus,  $I \subseteq P(\mathcal{O})$  is the *initial state*, and  $G \subseteq P(\mathcal{O})$  is a set of *ground atoms* that must be made *true* after plan execution.

**Plans** A *ground action*  $a$  is obtained by replacing the variable parameters of a lifted action  $\alpha$  with appropriately typed objects from  $\mathcal{O}$ . We denote by  $T$  the deterministic transition function induced by  $\mathcal{A}$ :

$$T(s, a) = (s \setminus \text{del}(a)) \cup \text{add}(a) \quad \text{iff} \quad \text{pre}(a) \subseteq s.$$

A finite sequence of ground actions  $\pi = \langle a_1, a_2, \dots, a_H \rangle$  is a *plan* for task  $\tau$  iff successive application of  $T$  maps  $I$  to a terminal state  $s_H$  with  $G \subseteq s_H$ .

**PDDL files** In standard PDDL practice, the domain description  $\mathcal{D}$  is stored in a domain file, while a sampled task  $\tau$  corresponds to a problem file that lists  $\mathcal{O}$ ,  $I$  and  $G$ .

#### IV. METHODOLOGY

##### A. MazeNamo Problem Setup

In this work, we define a challenging maze navigation problem among movable objects, where a robot must navigate to a goal position while manipulating both *heavy* and *light* boxes. Some general rules and constraints are:

- *Heavy* boxes can only be pushed on the floor.
- *Light* boxes can be pushed or picked up by the robot.
- A *light* box can be placed either on the floor or on top of a heavy box (but not on another light box).
- The *robot* may manipulate only one box at a time (no simultaneous multi-box pushes or multi-box pickups).
- *Walls* cannot be manipulated.

**PDDL Domain** is composed of the following elements:

- Types: ?r – robot, ?o – object, ?p – pos.
- Key predicates: robot/object position ( $\text{rAt}(\text{?r}, \text{?p})$ ,  $\text{oAt}(\text{?o}, \text{?p})$ ), orientation ( $\text{dirIsLeft}(\text{?r})$ , ...), adjacency ( $\text{upTo}(\text{?p}, \text{?p})$ ,  $\text{leftTo}(\text{?p}, \text{?p})$ , ...), object category ( $\text{isHeavy}(\text{?o})$ ,  $\text{isLight}(\text{?o})$ ), object sta-

tus ( $\text{onGround}(\text{?o})$ ,  $\text{upon}(\text{?o}, \text{?o})$ ,  $\text{clear}(\text{?o})$ ), and grasp state ( $\text{handempty}(\text{?r})$ ,  $\text{holding}(\text{?r}, \text{?o})$ ).

- Action classes: Each abstract capability (Turn, Move, Push, PickUp, and Place) is realized by several concrete operators. For example, Place is split into “on ground” vs. “on object” variants, each expanding to four orientation-specific actions.

**Goal** Each instance specifies a single goal literal  $\text{rAt}(\text{robot}, \text{p}_{\text{goal}})$  (robot reaching a specific position).

**Challenges and Illustrative Example** Fig. 2 shows a typical maze. A heavy box (blue) blocks the path to the green goal, bordered by two stacked light boxes (yellow) and walls (grey). The robot must: (i) pick up the front light box, (ii) relocate it, (iii) turn left and push, (iv) lift the second light box, and (v) move into the now-clear goal cell, yielding the 9-step plan in Fig. 2. Compared to *Sokoban* [38], *MazeNamo* adds two box categories, stacking, pick-and-place, and orientation constraints, largely expanding the search space and branching factor. Standard heuristic planners thus face harder instances, and neural relaxations often fail on long horizons where search cannot easily recover from mispredictions. On the  $15 \times 15$  expert-level mazes, the state-of-the-art classical planner *Fast Downward* takes over 100 seconds on average to find a *satisficing* plan, which is too slow for real-world applications with strict time budgets.

##### B. Problem Formulation

We study the following problem: Within a time budget, maximize the success rate of finding a *satisficing* plan for a PDDL task guided by a neural importance predictor. This can be formulated as a bilevel optimization [39], where the lower-level optimization trains a neural predictor, and the upper-level maximizes test-time success within the time budget using the neural predictor and a symbolic planner:

$$\max_{\mu} \mathcal{U}(s(\theta^*), \tau; \mu), \quad (4a)$$

$$\text{s.t.} \quad \theta^* = \arg \min_{\theta} \mathcal{L}(\tau; \theta), \quad (4b)$$

$$t(s(\theta^*), \tau; \mu) \leq B, \quad (4c)$$

where  $\mathcal{U}$  is the upper-level objective,  $s$  is the neural importance predictor with parameters  $\theta$ ,  $\tau$  is the PDDL task to solve,  $\mu$  is the parameters of the symbolic modules,  $\mathcal{L}$  is the lower-level objective,  $t$  is the actual elapsed time used to search for a plan, and  $B$  is the total time budget.

**Upper-level Objective** Given a learned importance predictor  $s(\theta^*)$ , the upper-level objective  $\mathcal{U} \in \{0, 1\}$  indicates whether a *satisficing* plan  $\pi$  is found within the time budget  $B$  using a symbolic planner parameterized by  $\mu$ .

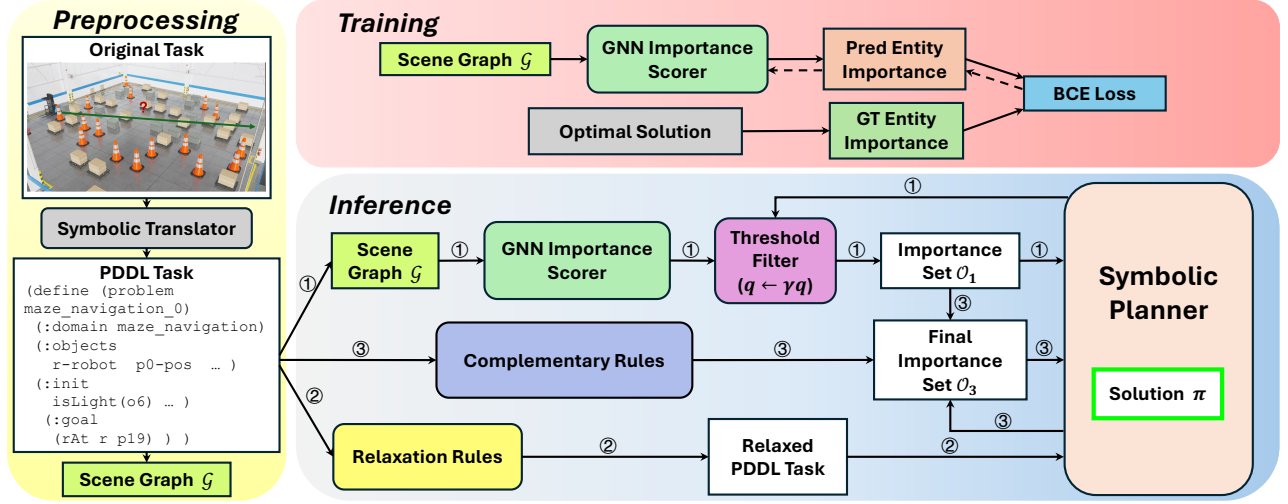


Fig. 3: **Flax pipeline.** **Pre-processing:** convert the task to PDDL and encode it as a scene graph  $\mathcal{G}$ . **Training:** a symbolic planner provides an optimal plan; entities in the plan are labeled 1 as important, others 0. A GNN learns these labels from  $\mathcal{G}$  with BCE loss. **Inference (budget  $B$ ):** planning runs in three steps. *Step 1:* keep entities with importance  $> q$  to form  $\tau_{\mathcal{O}_1}$ ; lower  $q$  until a plan  $\pi$  is found or time  $\Delta t_1$  expires. *Step 2:* if Step 1 fails, solve a rule-relaxed task within  $\Delta t_2$  to obtain rough plan  $\pi_r$ ; merge its entities with  $\mathcal{O}_1$  to get  $\mathcal{O}_2$ . *Step 3:* lightweight rules restore consistency, yielding  $\mathcal{O}_3$ . Remaining time plans on  $\tau_{\mathcal{O}_3}$ ; the plan is then validated on the original task.

**Lower-level Objective** The neural importance predictor  $s_\theta$  assigns a score  $s_\theta(o) \in [0, 1]$  to every entity node  $o$  in the scene graph induced by  $\tau$  similar to [10]. Given an *optimal* plan  $\pi^*$  for task  $\tau$ , we assign each node a binary label

$$\ell(o) = \begin{cases} 1 & \text{if } o \text{ appears in } \text{pars}(a) \text{ for any } a \in \pi^*, \\ 0 & \text{otherwise.} \end{cases}$$

The neural parameters are learned by minimizing the lower-level objective, which is a binary cross-entropy (BCE) loss

$$\mathcal{L} = \frac{-1}{|V|} \sum_{o \in V} [\ell(o) \log s(o) + (1 - \ell(o)) \log (1 - s(o))], \quad (5)$$

where  $V$  denotes the entity set of  $\tau$ .

### C. Training

The GNN-based importance predictor  $s_\theta$  is trained using supervision from optimal demonstrations. Each PDDL task  $\tau$  is compiled into a scene graph  $\mathcal{G}_\tau = (\mathcal{V}_\tau, \mathcal{E}_\tau)$ , where nodes represent entities  $o \in \mathcal{O}_\tau$  with feature vectors that include a one-hot type encoding, a multi-hot mask of true unary predicates in the initial state, and a goal-indicator bit for each unary predicate. Edges are created for each ordered pair of distinct objects  $(o_i, o_j)$ , with edge features derived from the binary predicates  $\mathcal{P}^{(2)}$ , including Boolean indicators for their truth value in the initial state and whether they are required in the goal. Entities are labeled as *important* ( $\ell = 1$ ) if they appear in the ground preconditions or effects of any action in the optimal plan; entities explicitly mentioned in the goal are always labeled as important. The model uses a 3-layer GNN architecture with 16-dimensional hidden layers, ReLU activation, and layer normalization, alternating between edge-to-node and node-to-edge message passing for 3 iterations. Final node representations are mapped to importance scores via a linear layer followed by a sigmoid function. The model is trained using the binary cross-entropy loss defined in (5). While this training process mirrors [10], we emphasize a key difference: in our framework, the GNN’s predictions are used

only as a first step. Since GNN-based importance scoring is not always reliable, especially under limited supervision or noisy labels, downstream symbolic planners may get stuck if critical entities are misclassified. This motivates our framework, which augments learned importance scores with rule-based rough-plan recovery and symbolic consistency checks to ensure robustness at inference time.

### D. Inference

To solve the problem (4), we introduce **Flax**, a neuro-symbolic relaxation framework designed for fast task planning. It combines neural importance prediction with symbolic rough-plan refinement and rule-based expansion, progressively narrowing down the search space while retaining solvability. The pipeline consisting of three inference steps is illustrated in Fig. 3. To aid understanding, we use the example from Fig. 4 throughout the explanation of each step.

**Inference Step 1 (Importance-guided Pruning)** In the inference stage, we first use the learned GNN importance predictor to assign a *score*  $s(o) \in [0, 1]$  to every entity  $o$ . Starting from a high threshold  $q \leftarrow q_{\max}$ , we keep only the entities with  $s(o) \geq q$ , translate the resulting state into a *simplified task*, and send it into a symbolic planner. If a *solution* is returned and verified to be valid on the original problem, the problem is solved; otherwise we gradually lower  $q$  until a time budget is exhausted. This pruning strategy offers notable computational advantages by reducing the complexity of the planning problem. But unlike [10], which allocates the entire planning budget to iterative pruning, we dedicate only a small fraction of the total time to this step. Our insight is that aggressive pruning quickly reveals a compact, expressive entity subset that supports further refinement. The importance threshold is initialized to  $q_{\max} = 0.81$  with a decay factor  $\gamma = 0.9$ . After each failure, we set  $q \leftarrow \gamma q$  and rebuild the simplified task  $\tau_{\mathcal{O}}$  with the entities  $\mathcal{O} = \{o \mid s(o) \geq q\}$ , yielding a bootstrap entity set  $\mathcal{O}_1$ .



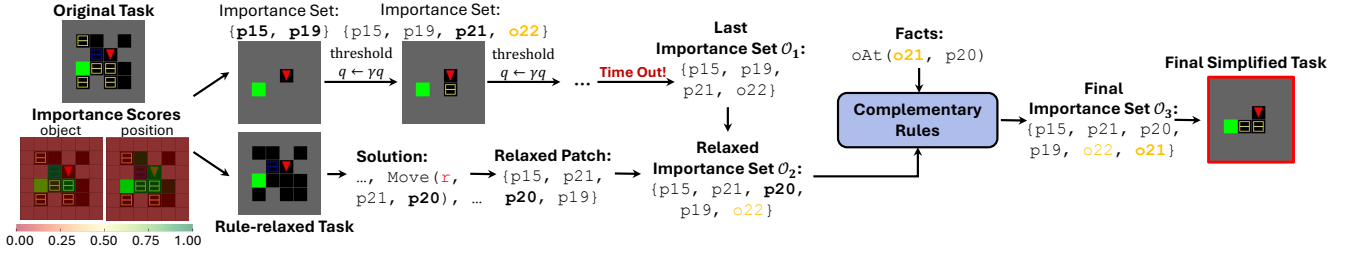


Fig. 4: **Importance set progression:** pruning in Step 1 keeps  $\{p_{15}, p_{19}\}$ , then lowering  $\tau$  adds  $\{p_{21}, o_{22}\}$ ; the rough plan injects  $p_{20}$  into  $\mathcal{O}_1$  to form  $\mathcal{O}_2$ ; symbolic complementation adds  $o_{21}$ , yielding  $\mathcal{O}_3$  that defines the solvable simplified task.

**Inference Step 2 (Rough-plan Enhancement)** Step 1 may exclude critical entities, rendering the simplified task unsolvable. To recover important entities efficiently, we solve a *rule-relaxed* version of the original task. Because the relaxed task is much simpler, a *rough plan*  $\pi_r$  can be obtained significantly faster than the original problem. The key insight behind this step is leveraging domain-specific relaxation rules to quickly identify entities likely essential for solving the original problem from a symbolic perspective. We collect the set of entities involved in  $\pi_r$  ( $\mathcal{O}_r = \{o \mid o \text{ appears in } \pi_r\}$ ) and merge it with  $\mathcal{O}_1$  to obtain  $\mathcal{O}_2 = \mathcal{O}_1 \cup \mathcal{O}_r$ . In the *MazeNamo* domain, *Relaxation Rule* is to *remove all light boxes*, which can be described in natural language as: *If an object  $o$  is a light box located at position  $p$  in the initial state, then eliminate  $o$  entirely from the domain description and mark  $p$  as empty*. This can be expressed in the form of a first-order logic rule:

$$\begin{aligned} & \forall o \forall p \left( \text{isObject}(o) \wedge \text{isPos}(p) \wedge \text{isMovable}(o) \right. \\ & \quad \left. \wedge \text{isLight}(o) \wedge oAt(o, p) \right. \\ & \rightarrow \neg \text{isObject}(o) \wedge \neg oAt(o, p) \wedge \neg \text{isLight}(o) \\ & \quad \left. \wedge \neg \text{isMovable}(o) \wedge \text{isEmpty}(p) \right). \end{aligned}$$

For example, in Fig. 4, after two iterations in Step 1, the simplified task remains unsolvable when the time budget of Step 1 expires. In the rule-relaxed task, the solution involves position  $p_{20}$ , a critical entity ignored in the importance set, whose absence contributed to the simplified task’s unsolvability. Position  $p_{20}$  is therefore added to the last importance set to form the relaxed importance set.

### Inference Step 3 (Complementary Rule Expansion)

Finally, we apply symbolic *Complementary Rules*  $\text{COMP}(\cdot)$  that enforce local consistency by ensuring that entities’ initial relationships are maintained in the final importance set. The guiding intuition here is that entities connected by fundamental spatial or relational constraints in the initial state should either both be included or both be excluded. Violating these local consistencies typically results in unsolvable tasks or inefficiencies. The entity set  $\mathcal{O}_3 = \text{COMP}(\mathcal{O}_2)$  defines the *final simplified task*, which is forwarded to the symbolic planner for the remainder of the time budget. In the *MazeNamo* domain, we use:

$$\begin{aligned} & \forall o \forall p (o \in \mathcal{O} \wedge oAt(o, p) \rightarrow p \in \mathcal{O}), \\ & \forall o \forall p (p \in \mathcal{O} \wedge oAt(o, p) \rightarrow o \in \mathcal{O}), \end{aligned}$$

where  $\mathcal{O}$  represents the importance set. These *Complementary Rules* enforce mutual inclusion of  $o$  and  $p$  in the final importance set whenever  $oAt(o, p)$  holds in the initial state. For example, in Fig. 4, since  $p_{20}$  is in the importance set,  $o_{21}$  should also be added into the importance set, otherwise the simplified task is still unsolvable.

By combining GNN-derived importance, rough plan from rule-based relaxation, and complementary rule expansion, our method recovers missing entities critical for plan validity, while keeping the simplified task size manageable.

## V. EXPERIMENTS

### A. Implementation Details

**Benchmark** We introduce *MazeNamoEnv*, a MiniGrid environment that generates random maze navigation tasks on an  $n \times n$  grid. The outer boundary consists of walls, and each interior cell is independently assigned as a wall (20%), heavy box (10%), light box (15%), or free space (55%). Tasks are symbolically translated into *typed* PDDL instances  $\tau$  mentioned in Section IV-A. Each instance is solved in *satisficing* mode and categorized into four difficulty levels (*easy*, *medium*, *hard*, and *expert*) based on time cost. Unsolvable, trivial ( $< 0.1s$ ), or excessively difficult instances are discarded. For map sizes  $n \in \{10, 12, 15\}$ , we retain 300, 200, 100, and 100 instances per difficulty level, respectively, with evaluation time limits of 5s, 20s, and 40s. Another 200 easy instances with  $n = 10$  are used for training. All the *optimal* plans are generated by *Fast Downward* in *seq-opt-lmcut* mode. And all the *satisficing* symbolic planners in inference are *Fast Downward* in *LAMA-first* mode. To demonstrate sim-to-real generalization, the policy is executed in (i) Isaac Sim with a forklift platform and (ii) the real world using a Unitree Go2 quadruped manipulator.

**Evaluation Metrics** We evaluate performance using two metrics: *Success Rate (SR)*, the proportion of test instances successfully solved within the time budget; and *Weighted Planning Time (WPT)*, the average time spent across all instances, where solved cases contribute their solver time and unsolved ones are counted as taking the full time budget.

**Adaptation to Robotics Environment** We deploy the exact model trained in MiniGrid simulation on both a forklift in Isaac Sim and a Unitree Go2 quadruped equipped with a 6-DoF D1 manipulator *without finetuning*. First, a geometry-aware state abstraction maps each object to a symbolic position based on its bounding box, transforming a 3D scene into a partial PDDL instance. Second, to avoid free areas blocking

TABLE I: Performance of classical Fast Downward (PURE PLAN), PLOI, PLOI with complementary rule expansion (COMP.), PLOI with rough-plan enhancement (RELAX.), and the proposed Flax. “SR” denotes Success Rate, which is higher-better; “WPT” denotes weighted planning time, assigning the full time budget to failures, which is lower-better. The last two columns show relative gains of Flax over PLOI. The final row reports the average SR and WPT usage rate across all tasks. Since time budgets differ by difficulty level, WPT values are normalized by their respective budgets and averaged as percentages.

Task	PURE PLAN		PLOI		PLOI+COMP.		PLOI+RELAX.		Flax (Ours)		Improv.	
	SR	WPT (s)	SR	WPT (s)	SR	WPT (s)	SR	WPT (s)	SR	WPT (s)	SR	WPT
10 (Easy)	<b>1.000</b>	<b>0.94</b>	0.929	1.37	0.921	1.29	0.880	1.18	0.959	1.08	+3.23%	-20.81%
10 (Medium)	<b>1.000</b>	1.99	0.892	1.40	0.915	1.36	0.874	1.24	0.943	<b>1.21</b>	+5.72%	-13.32%
10 (Hard)	0.750	4.27	0.732	2.15	0.816	2.07	0.711	2.08	<b>0.872</b>	<b>1.93</b>	+19.13%	-10.34%
10 (Expert)	0.000	5.00	0.449	3.37	0.480	3.35	0.514	3.10	<b>0.672</b>	<b>3.03</b>	+49.67%	-10.12%
12 (Easy)	<b>1.000</b>	4.35	0.883	3.86	0.913	3.58	0.921	2.88	0.971	<b>2.47</b>	+9.97%	-36.16%
12 (Medium)	<b>1.000</b>	8.86	0.830	4.96	0.901	4.47	0.880	3.94	0.967	<b>3.19</b>	+16.51%	-35.69%
12 (Hard)	0.480	18.85	0.537	10.66	0.619	10.16	0.659	8.73	<b>0.809</b>	<b>7.69</b>	+50.65%	-27.88%
12 (Expert)	0.000	20.00	0.481	11.80	0.516	11.57	0.600	<b>10.07</b>	<b>0.660</b>	10.09	+37.21%	-14.47%
15 (Easy)	<b>1.000</b>	21.46	0.848	9.95	0.887	9.55	0.889	8.41	0.968	<b>7.41</b>	+14.15%	-25.58%
15 (Medium)	0.630	36.35	0.793	12.42	0.831	12.16	0.855	10.70	<b>0.932</b>	<b>10.57</b>	+17.53%	-14.89%
15 (Hard)	0.080	39.78	0.721	14.68	0.800	14.03	0.810	12.62	<b>0.927</b>	<b>11.86</b>	+28.57%	-19.21%
15 (Expert)	0.000	40.00	0.502	23.70	0.537	23.45	0.644	21.95	<b>0.707</b>	<b>21.41</b>	+40.84%	-9.67%
Average	0.578	70.68%	0.716	39.49%	0.761	38.19%	0.770	34.52%	<b>0.866</b>	<b>32.52%</b>	+20.82%	-17.65%



Fig. 5: IsaacSim Experiments. (a) Scene abstraction in a robotics environment. Objects and positions are mapped to symbols. (b)(c)(d) IsaacSim tasks involving different actions.

valid path searching, we improves graph connectivity by sampling additional “stepping-stone” positions using circle packing until saturation, as shown in Fig. 5 (a). Lastly, we translates high-level symbolic plans into platform-specific low-level skills, enabling deployment on diverse systems.

### B. Baselines

We compare Flax against four baselines, each run with the same time budgets (5 s, 20 s, 40 s for map sizes  $n \in \{10, 12, 15\}$ ) and repeated for 10 random seeds.

**PURE PLAN** A baseline that plans directly on the complete PDDL problem instance, without relaxation.

**PLOI** Planning with Learned Object Importance in [10].

**PLOI+COMP.** A two-step variant that augments PLOI with complementary rules. Step 1 runs standard PLOI, and Step 2 expands the resulting simplified task using COMP(·).

**PLOI+RELAX.** Another two-step ablation that combines PLOI with only rule-relaxation heuristics, without COMP(·).

All baselines share the same GNN architecture and weights, ensuring observed differences are due to the entity-

selection strategy rather than the importance estimator.

### C. MiniGrid Experiment Results

Table I summarizes performance on the *MazeNameoEnv* benchmark across twelve test suites with three map sizes ( $10 \times 10$ ,  $12 \times 12$ ,  $15 \times 15$ ) and four difficulty levels.

**Flax Achieves Consistent and Significant Gains.** Flax ranks highest in both metrics on average (0.866 success rate using only 32.52% of time budgets), indicating strong generalization across all the difficulty levels. Moreover, it outperforms PLOI using neural relaxation across all size and difficulty combinations, achieving an average +20.82% improvement in SR and a 17.65% reduction in WPT.

**Harder Task Brings Greater SR Gain.** The performance gap between Flax and all the baselines widens with task difficulty. For instance, comparing to PLOI, SR gains are +49.67% on  $10 \times 10$  *expert*, +50.65% on  $12 \times 12$  *hard*, and +40.84% on  $15 \times 15$  *expert*. This confirms Flax’s advantage in complex planning scenarios where other methods struggle.

**Symbolic Relaxation Reliably Fixes Pruning Errors.** The limited improvements of PLOI+COMP. and PLOI+RELAX. suggest that partial fixes are insufficient. In contrast, Flax’s symbolic relaxation and complementation provide a principled mechanism to detect and correct pruning-induced omissions, leading to superior robustness.

**Scalability with Environment Size.** As map size increases from  $10 \times 10$  to  $15 \times 15$ , many baselines degrade significantly, while Flax maintains strong performance. For example, although only trained on the smallest maps, its success rate remains above 0.9 even on *hard* settings in the largest maps, confirming its scalability to larger domains.

### D. Isaac Sim Evaluation

We evaluated Flax’s performance on a forklift platform within the Isaac Sim environment. The same model, trained solely on MiniGrid environments, was directly deployed to plan in Isaac Sim. The results in Fig. 5 showed that Flax






Fig. 6: **Real-world Experiments.** A Unitree Go2 quadruped robot, equipped with a 6-DoF D1 arm, a Livox LiDAR, and an Intel RealSense camera (left), performs *MazeNamo* tasks in real-world environments with varied object layouts. In each task, the robot navigates toward the red flag marker while avoiding or manipulating obstacles. Semi-transparent overlays show the robot’s trajectory over time, illustrating the effectiveness of Flax’s plan execution in complex, real-world scenarios.

successfully generated valid plans including complex object rearrangements, such as pushing heavy boxes (grey plastic boxes) or lifting and placing light boxes (yellow cardboard boxes) to clear paths, showcasing Flax’s ability to generalize from symbolic operations to real robot motions in physics-based simulation scenes with collisions and constraints.

#### E. Real-World Evaluation

To further validate Flax’s practical applicability, as shown in Fig. 6, we deployed the trained model on a Unitree Go2 quadruped robot equipped with a Livox Mid-360 LiDAR, a 6-DoF D1 manipulator, and an Intel RealSense D435 camera mounted near the gripper. These real-world trials encompassed subtasks such as picking up and placing bottles, pushing boxes, and navigating through cluttered spaces. For example, in Fig. 6 (b), where all the chairs are seen as unmovable obstacles, the robot must reach a goal position obstructed by a bottle and multiple boxes. Due to task constraints (two boxes cannot be pushed simultaneously and a box cannot be pushed while a bottle is on top), the robot follows a sequential strategy: ① it navigates to the center box, identifies the bottle as a lightweight, graspable object, lifts it using its arm-mounted gripper, and relocates it to free the box; ② pushes the center box toward the goal to create clearance; ③ moves the two left-side boxes to make space for the box currently occupying the goal; ④ pushes the right-side box to access a position suitable for pushing the center box; and ⑤ finally pushes the center box away

and reaches the goal position to complete the task. This experiment showcases a comprehensive integration of complex reasoning and low-level action execution, demonstrating the effectiveness of Flax when planning in physical domains. Despite the inherent complexities of real-world deployment, including sensor noise, minor calibration errors, and non-grid layouts, Flax consistently enabled the robot to achieve its high-level goals. Importantly, this was accomplished without any real-world retraining, using the same policy trained entirely in low-fidelity simulation. Videos of these real-world demonstrations are available at <https://sairlab.org/flax/>.

## VI. CONCLUSION

To summarize, we presented Flax, a three-step neuro-symbolic task-planning framework that combines learned importance prediction with symbolic relaxation and expansion. This approach accelerates planning while improving robustness against incomplete task abstractions. Experiments on the *MazeNamo* benchmark show a 20.82% increase in success rate and a 17.65% reduction in planning time compared to previous methods. The framework successfully generalizes to real-world tasks without additional fine-tuning, demonstrating its practical applicability. Future work will focus on extending this approach to continuous domains, automatic discovering of symbolic rules, and optimizing the integration of symbolic rules with neural components.

## ACKNOWLEDGEMENT

This work was partially supported by the DARPA award HR00112490426. Any opinions, findings, conclusions, or recommendations expressed in this paper are those of the authors and do not necessarily reflect the views of DARPA.

## REFERENCES

- [1] C. Leet, C. Oh, M. Lora, S. Koenig, and P. Nuzzo, “Task assignment, scheduling, and motion planning for automated warehouses for million product workloads,” in *2023 IEEE/RSJ International Conference on Intelligent Robots and Systems (IROS)*. IEEE, 2023, pp. 7362–7369.
- [2] Z. Wang, G. Tian, and X. Shao, “Home service robot task planning using semantic knowledge and probabilistic inference,” *Knowledge-Based Systems*, vol. 204, p. 106174, 2020.
- [3] M. J. Schuster, S. G. Brunner, K. Bussmann, S. Büttner, A. Dömel, M. Hellerer, H. Lehner, P. Lehner, O. Porges, J. Reill, *et al.*, “Towards autonomous planetary exploration: The lightweight rover unit (lru), its success in the spacebotcamp challenge, and beyond,” *Journal of Intelligent & Robotic Systems*, vol. 93, pp. 461–494, 2019.
- [4] H. Osooli, “A multi-robot task assignment framework for search and rescue with heterogeneous teams,” Master’s thesis, University of Massachusetts Lowell, 2024.
- [5] M. Helmert, “The fast downward planning system,” *Journal of Artificial Intelligence Research*, vol. 26, pp. 191–246, 2006.
- [6] C. Aeronautiques, A. Howe, C. Knoblock, I. D. McDermott, A. Ram, M. Veloso, D. Weld, D. W. Sri, A. Barrett, D. Christianson, *et al.*, “Pddl—the planning domain definition language,” *Technical Report, Tech. Rep.*, 1998.
- [7] B. Li, Z. Li, Q. Du, J. Luo, W. Wang, Y. Xie, S. Stepputtis, C. Wang, K. P. Sycara, P. K. Ravikumar, *et al.*, “LogiCity: Advancing Neuro-Symbolic AI with Abstract Urban Simulation,” in *Proceedings of the Advances in Neural Information Processing Systems (NeurIPS)*, 2024, pp. 69 840–69 864.
- [8] J. Hoffmann and B. Nebel, “The ff planning system: Fast plan generation through heuristic search,” *Journal of Artificial Intelligence Research*, vol. 14, pp. 253–302, 2001.
- [9] M. Helmert and C. Domshlak, “Landmarks, critical paths and abstractions: what’s the difference anyway?” in *Proceedings of the International Conference on Automated Planning and Scheduling*, vol. 19, 2009, pp. 162–169.
- [10] T. Silver, R. Chitnis, A. Curtis, J. B. Tenenbaum, T. Lozano-Pérez, and L. P. Kaelbling, “Planning with learned object importance in large problem instances using graph neural networks,” in *Proceedings of the AAAI conference on artificial intelligence*, vol. 35, no. 13, 2021, pp. 11 962–11 971.
- [11] V. Mnih, K. Kavukcuoglu, D. Silver, A. A. Rusu, J. Veness, M. G. Bellemare, A. Graves, M. Riedmiller, A. K. Fidjeland, G. Ostrovski, *et al.*, “Human-level control through deep reinforcement learning,” *nature*, vol. 518, no. 7540, pp. 529–533, 2015.
- [12] R. R. Torrado, P. Bontrager, J. Togelius, J. Liu, and D. Perez-Liebana, “Deep reinforcement learning for general video game ai,” in *2018 IEEE conference on computational intelligence and games (CIG)*. IEEE, 2018, pp. 1–8.
- [13] T. Bylander, “The computational complexity of propositional strips planning,” *Artificial Intelligence*, vol. 69, no. 1-2, pp. 165–204, 1994.
- [14] W. Vega-Brown and N. Roy, “Task and motion planning is pspace-complete,” in *Proceedings of the AAAI Conference on Artificial Intelligence*, vol. 34, no. 06, 2020, pp. 10 385–10 392.
- [15] J. Mao, T. Lozano-Pérez, J. Tenenbaum, and L. Kaelbling, “What planning problems can a relational neural network solve?” *Advances in Neural Information Processing Systems*, vol. 36, pp. 59 522–59 542, 2023.
- [16] Z. Yang, C. R. Garrett, T. Lozano-Pérez, L. Kaelbling, and D. Fox, “Sequence-based plan feasibility prediction for efficient task and motion planning,” *arXiv preprint arXiv:2211.01576*, 2022.
- [17] D. Chen and S. Thiébaux, “Graph learning for numeric planning,” *Advances in Neural Information Processing Systems*, vol. 37, pp. 91 156–91 183, 2024.
- [18] M. Chevalier-Boisvert, B. Dai, M. Towers, R. Perez-Vicente, L. Willems, S. Lahlou, S. Pal, P. S. Castro, and J. Terry, “Minigrid & miniworld: Modular & customizable reinforcement learning environments for goal-oriented tasks,” in *Advances in Neural Information Processing Systems 36, New Orleans, LA, USA, December 2023*.
- [19] V. Makoviychuk, L. Wawrzyniak, Y. Guo, M. Lu, K. Storey, M. Macklin, D. Hoeller, N. Rudin, A. Allshire, A. Handa, *et al.*, “Isaac gym: High performance gpu-based physics simulation for robot learning,” *arXiv preprint arXiv:2108.10470*, 2021.
- [20] C. R. Garrett, T. Lozano-Pérez, and L. P. Kaelbling, “Pddlstream: Integrating symbolic planners and blackbox samplers via optimistic adaptive planning,” in *Proceedings of the international conference on automated planning and scheduling*, vol. 30, 2020, pp. 440–448.
- [21] M. R. Pedersen and V. Krüger, “Automated planning of industrial logistics on a skill-equipped robot,” in *IROS 2015 workshop Task Planning for Intelligent Robots in Service and Manufacturing*. Citeseer, 2015.
- [22] D. Silver, A. Huang, C. J. Maddison, A. Guez, L. Sifre, G. Van Den Driessche, J. Schrittwieser, I. Antonoglou, V. Panneershelvam, M. Lanctot, *et al.*, “Mastering the game of go with deep neural networks and tree search,” *nature*, vol. 529, no. 7587, pp. 484–489, 2016.
- [23] A. Li and T. Silver, “Embodied Active Learning of Relational State Abstractions for Bilevel Planning,” in *Proceedings of the Conference on Lifelong Learning Agents (CoLLAs)*, 2023, pp. 358–375.
- [24] T. Silver, R. Chitnis, N. Kumar, W. McClinton, T. Lozano-Pérez, L. Kaelbling, and J. B. Tenenbaum, “Predicate invention for bilevel planning,” in *Proceedings of the AAAI Conference on Artificial Intelligence*, vol. 37, no. 10, 2023, pp. 12 120–12 129.
- [25] P. Hansen-Estruch, A. Zhang, A. Nair, P. Yin, and S. Levine, “Bisimulation Makes Analogies in Goal-conditioned Reinforcement Learning,” in *Proceedings of the International Conference on Machine Learning (ICML)*, 2022, pp. 8407–8426.
- [26] B. Li, T. Silver, S. Scherer, and A. Gray, “Bilevel learning for bilevel planning,” *arXiv preprint arXiv:2502.08697*, 2025.
- [27] R. Chitnis, T. Silver, J. B. Tenenbaum, T. Lozano-Pérez, and L. P. Kaelbling, “Learning neuro-symbolic relational transition models for bilevel planning,” in *2022 IEEE/RSJ International Conference on Intelligent Robots and Systems (IROS)*. IEEE, 2022, pp. 4166–4173.
- [28] T. Silver, A. Athalye, J. B. Tenenbaum, T. Lozano-Pérez, and L. P. Kaelbling, “Learning neuro-symbolic skills for bilevel planning,” *arXiv preprint arXiv:2206.10680*, 2022.
- [29] N. Kumar, T. Silver, W. McClinton, L. Zhao, S. Proulx, T. Lozano-Pérez, L. P. Kaelbling, and J. Barry, “Practice makes perfect: Planning to learn skill parameter policies,” *arXiv preprint arXiv:2402.15025*, 2024.
- [30] N. Kumar, W. McClinton, R. Chitnis, T. Silver, T. Lozano-Pérez, and L. P. Kaelbling, “Learning efficient abstract planning models that choose what to predict,” in *Conference on Robot Learning*. PMLR, 2023, pp. 2070–2095.
- [31] S. J. Arfaee, S. Zilles, and R. C. Holte, “Learning heuristic functions for large state spaces,” *Artificial Intelligence*, vol. 175, no. 16-17, pp. 2075–2098, 2011.
- [32] R. Yang, T. Silver, A. Curtis, T. Lozano-Pérez, and L. P. Kaelbling, “Pg3: policy-guided planning for generalized policy generation,” *arXiv preprint arXiv:2204.10420*, 2022.
- [33] A. Curtis, T. Silver, J. B. Tenenbaum, T. Lozano-Pérez, and L. Kaelbling, “Discovering state and action abstractions for generalized task and motion planning,” in *Proceedings of the AAAI conference on artificial intelligence*, vol. 36, no. 5, 2022, pp. 5377–5384.
- [34] T. Hofmann and H. Geffner, “Learning generalized policies for fully observable non-deterministic planning domains,” *arXiv preprint arXiv:2404.02499*, 2024.
- [35] R. Karia and S. Srivastava, “Relational abstractions for generalized reinforcement learning on symbolic problems,” *arXiv preprint arXiv:2204.12665*, 2022.
- [36] Q. Zhang, Y. Yang, J. Ruan, X. Xiong, D. Xing, and B. Xu, “Balancing exploration and exploitation in hierarchical reinforcement learning via latent landmark graphs,” in *2023 International Joint Conference on Neural Networks (IJCNN)*. IEEE, 2023, pp. 1–8.
- [37] R. E. Fikes and N. J. Nilsson, “Strips: A new approach to the application of theorem proving to problem solving,” *Artificial intelligence*, vol. 2, no. 3-4, pp. 189–208, 1971.
- [38] J. Culberson, “Sokoban is pspace-complete,” 1997.
- [39] C. Wang, K. Ji, J. Geng, Z. Ren, T. Fu, F. Yang, Y. Guo, H. He, X. Chen, Z. Zhan, Q. Du, S. Su, B. Li, Y. Qiu, Y. Du, Q. Li, Y. Yang, X. Lin, and Z. Zhao, “Imperative learning: A self-supervised neuro-symbolic learning framework for robot autonomy,” *International Journal of Robotics Research (IJRR)*, 2025.