

A Note on Edge Coalitions in Graphs

Nazli Besharati¹, Azam Sadat Emadi², Iman Masoumi^{3*}

¹Department of Mathematics, Faculty of Sciences

Payame Noor University, Tehran, Iran

¹nbesharati@pnu.ac.ir

²Department of Mathematics, Faculty of Mathematical Sciences

University of Mazandaran, Babolsar, Iran

²math_emadi2000@yahoo.com

³ Department of Mathematics, Faculty of Mathematical Sciences

University of Tafresh, Tafresh, Iran

³ i.masoumi1359@gmail.com

July 29, 2025

Abstract

Haynes et al. (2020) introduced and investigated the concept of coalition in graphs [2]. Their study examined this concept from a vertex-based perspective, whereas in this paper, we extend the investigation to an edge-based perspective of graphs.

An edge coalition in a graph $G = (V, E)$ consists of two disjoint sets of edges E_1 and E_2 , neither of which individually forms an edge dominating set, but whose union $E_1 \cup E_2$ is an edge dominating set. An edge coalition partition in a graph G of order $n = |V|$ and size $|E| = m$ is an edge partition $\pi = \{E_1, \dots, E_k\}$ so that every set E_i of π either is a singleton edge dominating set, or is not an edge dominating set but forms an edge coalition with another set E_j in π , which is also not an edge dominating set.

In this paper, we introduce the concept of an edge coalition and demonstrate its existence in particular graphs and trees. Additionally, we characterize graphs with small number of edge coalitions and analyze edge coalition structures in various special graph classes.

Keywords: Edge coalition, edge coalition partition, dominating sets, edge dominating sets.

MSC 2010: 05C69.

1 Introduction and preliminaries

Community issues are often too vast and complex for a single agency or organization to address effectively. In such cases, forming a coalition of groups and individuals can be a strategic approach to influencing programs and policies in sectors such as education, business, government,

*Corresponding author

and other relevant fields. These collaborative efforts are crucial for resolving challenges and achieving common goals. For example is coalition voting (CV), a voting procedure used to elect parliaments and form governing coalitions under a party-list system of proportional representation (PR). In CV, voters cast two distinct types of votes:

A party vote is proportionally distributed among all parties approved by the voter, determining the allocation of parliamentary seats for each party. In contrast, a coalition vote is cast for all acceptable coalitions, incorporating only parties marked 'Y' (yes) by the voter while excluding those marked 'N' (no). The majority coalition, deemed acceptable by most voters and free of superfluous parties, assumes governance, provided that its constituent parties reach an agreement. While coalitions generally involve accords among multiple political parties, our model exclusively examines scenarios in which coalitions are formed by two distinct groups.

Below, we introduce essential definitions and terms. For further explanations and for more detailed notation and terminology, please refer to [6, 7].

The edge degree of an edge $e = uv$, denoted as $\deg(e)$, is defined as the number of neighbours of the vertices u and v , given by $|N(u) \cup N(v)| - 2$, where $N(u)$ and $N(v)$ represent the sets of neighbors of vertices u and v , respectively. The open neighborhood of an edge e in a graph G is defined as $N(e) = \{f \in E(G) : f \text{ is adjacent to } e \text{ or } f \text{ and } e \text{ have a common vertex}\}$. Each edge $f \in N(e)$ is called a neighbor of e , and the edge degree of e , is given by $|N(e)|$. In a graph G of size m , an edge e is referred to as a full edge if its degree is equal to $m - 1$. This means that e is adjacent to all other edges in the graph. For example, in a star graph S_n , every edge is a full edge. Let $G = (V, E)$ be a graph. A subset E_i of E is referred to as a singleton set if $|E_i| = 1$, meaning that it contains exactly one edge. Conversely, if $|E_i| \geq 2$, the subset is classified as a non-singleton set, indicating that it consists of two or more edges. A unicyclic graph is a connected graph that contains exactly one cycle. This means it has n vertices and n edges, making it a special case between trees and more complex cyclic graphs. Some well-known examples include paw graph, pan graphs, sunlet graphs. The double star $S(p, q)$, where $p \geq q \geq 0$, is the graph consisting of the union of two stars $K_{1,n}$ and $K_{1,m}$ together with a line joining their centers.

A set $S \subseteq V$ is a dominating set of a graph G if every vertex in $V \setminus S$ is adjacent to at least one vertex in S . An edge-dominating set in G is a subset D of the edge set $E(G)$ with the property that for each edge $e \in E(G) \setminus D$ there exists at least one $e' \in D$ adjacent to e . The minimum size of any edge dominating set D of G is denoted by $\gamma'(G)$ of G , in other words $\gamma'(G) = |D|$. A minimal edge dominating is an edge dominating set D such that for any edge $e \in D$, $D - e$ is not an edge dominating set. An edge-domatic partition of a graph G is a partition of its edge set $E(G)$, where each subset in the partition is an edge-dominating set in G . For more information about the edge-dominating set, please refer to [1, 9, 10]. A line graph of a graph G is the graph $L(G)$ such that whose vertices are the edges of G , and for e and f in G , $ef \in L(G)$ if $e = uv$ and $f = vw$ [7]. Thus we can have, any edge dominating set of G is a (vertex) dominating set of $L(G)$ and $\gamma'(G) = \gamma(L(G))$ [9].

It is observed that, for any graph G , every full edge constitutes a singleton edge-dominating set.

In [2], Haynes et al. introduced the concept of coalition for vertices, and subsequently examined various properties of the associated parameter in [3, 4, 5]. A coalition in a graph $G = (V, E)$

consists of two disjoint sets of vertices V_1 and V_2 , neither of which is a dominating set but whose union $V_1 \cup V_2$ is a dominating set. A coalition partition in a graph G of order $n = |V|$ is a vertex partition $\pi = \{V_1, V_2, \dots, V_k\}$ such that every set V_i of π either is a dominating set consisting of a single vertex of degree $(n - 1)$, or is not a dominating set but forms a coalition with another set $V_j \in \pi$ which is not a dominating set.

In this paper, we seek to introduce and investigate the fundamental properties of edge coalitions.

Definition 1.1. Let $G = (V, E)$ be a graph. An edge coalition in G is defined as two disjoint sets of edges E_1 and E_2 , where neither E_1 nor E_2 is an edge-dominating set, but their union $E_1 \cup E_2$ forms an edge dominating set. We refer to E_1 and E_2 as forming an edge coalition, and call them edge coalition partners.

Definition 1.2. An edge coalition partition, henceforth called an *ec*-partition, in a graph G is an edge partition $\pi = \{E_1, \dots, E_k\}$ such that every set E_i of π is either a singleton edge-dominating set, or is not an edge-dominating set but forms an edge coalition with another set E_j in π . The edge coalition number $EC(G)$ equals the maximum order k of an *ec*-partition of G , if one such *ec*-partition exists, an *ec*-partition of G having order $EC(G)$ is called an $EC(G)$ -partition.

Note that if G has no full edges, then no subset E_i in an *ec*-partition can be an edge-dominating set. Consequently, each subset E_i must form an edge coalition with another subset E_j within the partition.

To illustrate these concepts, consider the path $P_6 = (e_1, e_2, e_3, e_4, e_5)$. The partition $\pi = \{\{e_1, e_5\}, \{e_2\}, \{e_3\}, \{e_4\}\}$ is an *ec*-partition of P_6 . No set of π is an edge dominating set, but the subset $\{e_1, e_5\}$ and $\{e_2\}$ form an edge coalition, the subset $\{e_3\}$ and $\{e_1, e_5\}$ form an edge coalition, and the subset $\{e_4\}$ and $\{e_1, e_5\}$ form an edge coalition. Therefore, each set establishes an edge coalition with at least one other set. To show that this is also an $EC(P_6)$ -partition, we note that any larger partition of $E(P_6)$ would necessarily be of order 5 with each edge residing in a singleton set (that is called the singleton edge partition of P_6). But we know that no edge dominating set of P_6 contains the edge e_3 and one other edge, thus, the singleton edge partition of P_6 is not an *ec*-partition. Therefore, $EC(P_6) = 4$ and π is an $EC(P_6)$ -partition.

Next, consider the cycle $C_5 = (e_1, e_2, e_3, e_4, e_5, e_1)$. It is straightforward to observe that the singleton edge partition π_1 of C_5 constitutes an $EC(C_5)$ -partition. Consequently, the edge coalition number of C_5 is given by $EC(C_5) = 5$.

Definition 1.3. Let G be a graph of size m with an edge set $E = \{e_1, e_2, \dots, e_m\}$. The singleton partition, denoted π_1 , of G is the partition of E into m singleton sets, that is, $\pi_1 = \{\{e_1\}, \{e_2\}, \dots, \{e_m\}\}$.

Definition 1.4. Given an *ec*-partition $\pi = \{E_1, E_2, \dots, E_k\}$ of order k of a graph $G = (V, E)$, the edge coalition graph $ECG(G, \pi)$ is the graph whose k vertices correspond one-to-one with the sets of π , and two vertices in $ECG(G, \pi)$ are adjacent if and only if their corresponding sets E_i and E_j form an edge coalition in G .

Note that, in Definition 1.4, we make a slight notational adjustment by allowing E_i to represent both a set in π and a vertex in $ECG(G, \pi)$. For clarity and consistency, we will maintain

this convention throughout the paper, relying on context to distinguish between the two interpretations. Moreover, for any graph G and any $EC(G)$ -partition π , there exists a corresponding edge coalition graph $ECG(G, \pi)$ with $EC(G)$ vertices.

Numerous articles in mathematics and computer science have explored the partitioning of a graph's edge set into subsets with specific properties [8]. For example, a proper edge coloring is a partition of the edge set into independent sets, an edge-domatic partition which is a partition of the edge set into edge dominating sets, and a matching partition which is a partition of the edge set into perfect matchings.

In this paper, we introduce the concept of edge coalitions in graphs, conduct a comprehensive investigation of their structural properties, and explore their relationship with edge-dominating sets. Furthermore, we note that our definition can be extended to encompass sets with additional properties. We establish the existence of an *ec*-partition for any graph G and investigate $EC(G)$ for specific classes of graphs in Section 2. In Section 3, we derive an optimal upper bound for $EC(G)$ and characterize graphs that exhibit minimal edge coalition structures. The family of graphs with $EC(G)$ equals to the size of G are characterized in Section 4. The edge coalition graph $ECG(G, \pi)$ of some special graphs is studied in Section 5. Finally, we conclude with areas for future research in Section 6.

2 Preliminary results

In this subsection, we determine the edge coalition numbers for stars, double stars, paths and cycles.

Since a coalition partition exists for a graph H , and similarly, a coalition partition exists for the line graph $L(G)$, it follows that an edge coalition partition exists for any graph G . Therefore, we conclude that

Observation 2.1. *Every graph G has an *ec*-partition.*

Since $L(K_{1,n}) = K_n$, $L(P_n) = P_{n-1}$ and $L(C_n) = C_n$. Additionally, the line graph $L(S_{p,q})$ is obtained from two complete graphs, K_p and K_q , sharing a common vertex. Thus, we have

Observation 2.2. *For any star $K_{1,n}$, $EC(K_{1,n}) = n$. For any path P_n , from Theorem 7 of [2]*

$$EC(P_n) = \begin{cases} n-1 & \text{if } n \leq 5 \\ 4 & \text{if } n = 6 \\ 5 & \text{if } 7 \leq n \leq 10 \\ 6 & \text{if } n \geq 11 \end{cases}$$

For cycle C_n from Theorem 8 of [2]

$$EC(C_n) = \begin{cases} n & \text{if } n \leq 6 \\ 5 & \text{if } n = 7 \\ 6 & \text{if } n \geq 8 \end{cases}$$

For any double star $S_{p,q}$, the edge coalition number satisfies $EC(S_{p,q}) = p + q + 1$.

Example 2.3. For example consider the path $P_{13} = (e_1, e_2, e_3, e_4, e_5, e_6, e_7, e_8, e_9, e_{10}, e_{11}, e_{12})$ for which we define the partition $\pi = \{E_1 = \{e_1, e_3, e_9, e_{11}\}, E_2 = \{e_2, e_4, e_8, e_{10}, e_{12}\}, E_3 = \{e_5\}, E_4 = \{e_6\}, E_5 = \{e_7\}\}$. Next, we assign labels to the edges with the labeling sequence $(1, 2, 1, 2, 3, 4, 5, 2, 1, 2, 1, 2)$, where each edge labeled with i belongs to E_i . To see that π is an ec -partition of P_{13} , note that no set of π is an edge dominating set. However, the pairs E_1 with E_4 ; E_2 with E_3 ; and E_2 with E_5 establish edge coalitions.

Since if maximum degree of a graph G is $\Delta(G)$, it follows that $\Delta(L(G)) \leq 2\Delta(G) - 2$, then, by Theorem 4 of [2] we have:

Observation 2.4. Let G be a graph with maximum degree $\Delta(G) \geq 2$, and let π be an $EC(G)$ -partition. If $X \in \pi$, then X has at most $2\Delta(G) - 1$ edge coalitions partners.

As an immediate consequence of the proof of Observation 2.4, we deduce the following result.

Corollary 2.5. For any connected graph $G = (V, E)$ with $|V| = n \geq 2$ and $|E| = m$, the edge coalition number satisfies the inequality $1 \leq EC(G) \leq m \leq \frac{n(n-1)}{2}$.

Now, we can characterize the graph G for which $EC(G) = \frac{n(n-1)}{2}$ holds.

Proposition 2.6. For any connected graph G with $n \geq 2$, $EC(G) = \frac{n(n-1)}{2}$ if and only if G is one of the complete graphs in the set $\{K_2, K_3, K_4, K_5\}$.

Proof. Clearly, the singleton edge partition of the complete graph K_n for $n = 2, 3, 4, 5$ is an $EC(K_n)$ -partition, implying that $EC(K_n) = \frac{n(n-1)}{2}$. Conversely, if $EC(G) = \frac{n(n-1)}{2}$, then G has the singleton edge partition. Moreover, since the maximum number of edges in any connected graph G of order n is $\frac{n(n-1)}{2}$, we conclude that $G \simeq K_n$. Now we provide that $2 \leq n \leq 5$. Let e_1 and e_2 be two edges. Then the set $\{e_1, e_2\}$ dominates at most $4n - 10$ edges. On the other hand, it is easy to see that the inequality $4n - 10 < \frac{n(n-1)}{2}$ holds if and only if $n \geq 6$ or $n \leq 3$. Thus, If $n \leq 3$, the singleton sets are edge-dominating set. For $n \geq 6$, G has no the singleton edge partition, Since every set $\{e_1, e_2\}$ does not dominate at least a vertex of K_n . \square

Note that the graph K_2 is the only graph which attains the lower bound of Corollary 2.5, whereas the complete graphs K_n for $n \in \{3, 4, 5\}$ attain the upper bound.

Theorem 2.7. [1] For any connected graph G of even order n , the edge domination number satisfies $\gamma(G) = \frac{n}{2}$ if and only if G is isomorphic to K_n or $K_{\frac{n}{2}, \frac{n}{2}}$.

Proposition 2.8. For any complete graph K_n of even order, $EC(G) \geq 2(n - 1)$.

Proof. Suppose that the vertices in K_n are denoted by a_1, a_2, \dots, a_n . According to Theorem 2.7, $\gamma(K_n) = \frac{n}{2}$. Moreover, the number of such sets is $\frac{\frac{n(n-1)}{2}}{\frac{n}{2}} = n - 1$. So, there exist $(n - 1)$ sets that are edge-dominating set of K_n . By dividing each of them into two subsets, an ec -partition for K_n can be constructed. Therefore, we obtain the inequality $EC(K_n) \geq 2(n - 1)$. This bound is sharp for K_4 . \square

Proposition 2.9. *For the complete bipartite graph $K_{r,s}$ with $2 \leq r \leq s$, the edge coalition number satisfies the inequality: $EC(K_{r,s}) \geq 2s$.*

Proof. Suppose that the vertices in the partite set with r elements are denoted by a^1, a^2, \dots, a^r . Corresponding to each of the r vertices, we will have s edges whose corresponding sets are: $\{a_1^1, a_2^1, \dots, a_s^1\}, \{a_1^2, a_2^2, \dots, a_s^2\}, \dots, \{a_1^r, a_2^r, \dots, a_s^r\}$. We consider $\pi = \{X_1, X_2, \dots, X_s\}$ where $X_i = \{a_i^1, a_i^2, \dots, a_i^{r-1}, a_i^r\}$. It is not difficult to see that each $X_i \in \pi$ is a minimal edge-dominating set of $K_{r,s}$. On the other hand, since $r \geq 2$, no singleton edge constitutes an edge-dominating set. Clearly, that the number of edge-dominating set in $K_{r,s}$ is r . Since each X_i , satisfies $|X_i| = r$, dividing each X_i into two non empty subsets yields an *ec*-partition for $K_{r,s}$. Thus, we obtain $EC(K_{r,s}) \geq 2s$. This bound is sharp for $k_{2,2}$. \square

3 Bounds on $EC(G)$ and graphs with small $EC(G)$

In this section, we establish bound on the edge coalition number of a graph, and characterize the graphs G which have $EC(G) \in \{1, 2\}$.

3.1 Bounds on $EC(G)$

The proof of the following observation is straightforward, therefore, omitted.

Observation 3.1. *If G is a graph with no isolated edges and no full edges, then $3 \leq 2\gamma'(G) - 1 \leq EC(G)$.*

Proposition 3.2. *If $G \neq K_n$ is a graph of order n with k vertices of degree $n - 1$, then $kn - \frac{k(k+1)}{2} \leq EC(G)$. Moreover, this bound is sharp.*

Proof. Let v_i ($1 \leq i \leq k$) be the vertices of degree $n - 1$, and let v_i for $i > k$ be the remaining vertices of G . Consider the edges $v_i v_j$, where $1 < j \leq n$ and $j > i$, that are incident to v_i for $1 \leq i \leq k$. Define that $A = E(G) \setminus \bigcup_{i=1}^k (\bigcup_{j=1(j \neq i)}^n \{v_i v_j\})$. Then, the set $E_i = A \cup \{v_i v_j : 1 \leq i \leq k, 1 < j \leq n, j > i\}$ forms an *ec*-partition. Consequently, $kn - \frac{k(k+1)}{2} \leq EC(G)$.

To verify the sharpness of this bound, consider the path P_3 , since $EC(P_3) = 2 = 3 - \frac{1(1+1)}{2}$. \square

Theorem 3.3. *If G is a graph with no full edge and minimum degree $\delta(G) \geq 1$, then $1 + \delta(G) \leq EC(G)$.*

Proof. Let G be a graph of order n with $1 \leq \delta(G) \leq n - 2$, and let v be a vertex in G with degree $\deg(v) = \delta(G) = k$. Let $N_E(v) = \{e_1, e_2, \dots, e_k\}$ as the set of edges incident to v . Since G has no full edge, $E(G) \setminus N[e_1] \neq \emptyset$. We define a partition π of the edges of G as follows: $E_i = \{e_i\}$, for $1 \leq i \leq k$ and $E_{k+1} = E(G) \setminus N[e_1]$. To see that π is an *ec*-partition of G , observe that E_{k+1} does not edge dominate e_1 . Moreover, since G has no full edge, no singleton set edge dominates G . Hence, no set in π is an edge-dominating set of G . We now proceed by considering two cases.
i) If $k = \delta(G) = 1$, then $\pi = \{E_1, E_2\}$. It is clear that π forms an *ec*-partition.
ii) If $k = \delta(G) > 1$, then π is still an *ec*-partition, because, $E_1 \cup E_{k+1}$ constitutes an edge-dominating set of G . Moreover, for each $2 \leq i \leq k$, the set $E_i \cup E_{k+1}$, is also an edge-dominating set of G . Since, every edge in E_k is adjacent to at least one edge in E_{k+1} , assume, for contradiction,

that there exists an edge e_j in E_i that is not adjacent to any edge in E_{k+1} . In this case, e_j would be a pendant edge, meaning there exists a vertex v_j incident to this edge with $\deg(v_j) = 1$, which contradicts the assumption that $k = \delta(G) > 1$. \square

3.2 Graphs G with small $EC(G)$

We investigate graphs G for which $EC(G) \in \{1, 2\}$

Theorem 3.4. *Let G be a graph. Then*

1. $EC(G) = 1$ if and only if $G = K_2$.
2. $EC(G) = 2$ if and only if $G \in \{P_3, \overline{C_4}\}$.

Proof. (1) It is straightforward.

(2) If $G = \overline{C_4}$ or $G = P_3$, then clearly edge singleton sets will form the only edge coalition partition of graph G and so we have $EC(G) = 2$. Conversely, assume that $EC(G) = 2$. By (1), G must have order $n \geq 3$. If G has three or four vertices, then $G = P_3$ or $G = \overline{C_4}$ respectively. This follows because any graph with at least four vertices, other than $G = \overline{C_4}$ has an ec -coalition with three sets. Therefore, the result holds. \square

Theorem 3.5. *Let G be a connected graph. Then $EC(G) = 3$ if and only if $G \in \{C_3, P_4, K_{1,3}\}$.*

Proof. If $G = C_3$, $G = P_4$ or $G = K_{1,3}$, then clearly the singleton edge partition forms an edge coalition partition of graph G , and so $EC(G) = 3$. Conversely, assume that $EC(G) = 3$ and let G be a connected graph with $E(G) = e_1, \dots, e_t$. We claim that $t \leq 3$. Suppose, for a contradiction, that $t \geq 4$. We consider two following cases.

Case 1) If $t \geq 5$. Then let $A = E(G) \setminus \{e_1, e_2, e_3, e_4\}$, $X = \{\{e_1\} \cup A, \{e_2\}, \{e_3\}, \{e_4\}\}$ be an edge partition of G . None of the sets $\{e_2\}$, $\{e_3\}$ and $\{e_4\}$ is a singleton edge-dominating set in G . If the set $\{e_1\} \cup A$ is not edge-dominating in G , then $EC(G) \geq 4$, which contradicts our assumption. So suppose $\{e_1\} \cup A$ is an edge dominating set. There is an edge e_i , $2 \leq i \leq 4$ that does not dominate by e_1 . Let B be the edges in A adjacent to e_i . Note that B is non-empty. Let $C = \{e_j \mid 2 \leq j \leq 4, j \neq i\}$. We consider the edge partition $X = \{(A \setminus B) \cup \{e_1\}, \{e_i\}, B, C\}$. If C is not an edge dominating set, then X forms an $EC(G)$ -partition, since each of $\{e_i\}$, C and B establishes an edge coalition with $(A \setminus B) \cup \{e_1\}$. If C is an edge dominating set, then the edge partition $X = \{(A \setminus B) \cup \{e_1\}, \{e_i\}, B, C_1, C_2\}$, such that C_1 and C_2 are subsets of C that $C = C_1 \cup C_2$. So, $EC(G) \geq 4$.

case 2) If $t = 4$, then we make use of family Ω depicted as follows, so as to give the characterization of all connected graphs for which $t = 4$.

- (1) The cycle graph C_5 with at most 5 chords.
- (2) Graphs G obtained from C_3 by coinciding the center of two stars to at least two vertices of C_3 . Or Graphs G obtained from C_3 by coinciding one center of double star $S_{p,q}$ to one vertex of C_3 , like W_1 and W_2 in Figure 1. Or Graphs G obtained from C_3 by coinciding the one leaf of at least one star to exact one vertex of C_3 .
- (3) The graphs G obtained from cycle $C_4 = abcd$ by coinciding the center of one star $K_{1,n}$ to one of vertices of C_4 or only by coinciding the centers of two stars $K_{1,m}, K_{1,n}$ to the only two vertices a, c or b, d of C_4 , like W_3 and W_7 in Figure 1.
- (4) The graphs G obtained from $K_4 - e$ with four vertices x, y, z, t and edge set $\{xy, yz, zt, tx, xz\}$

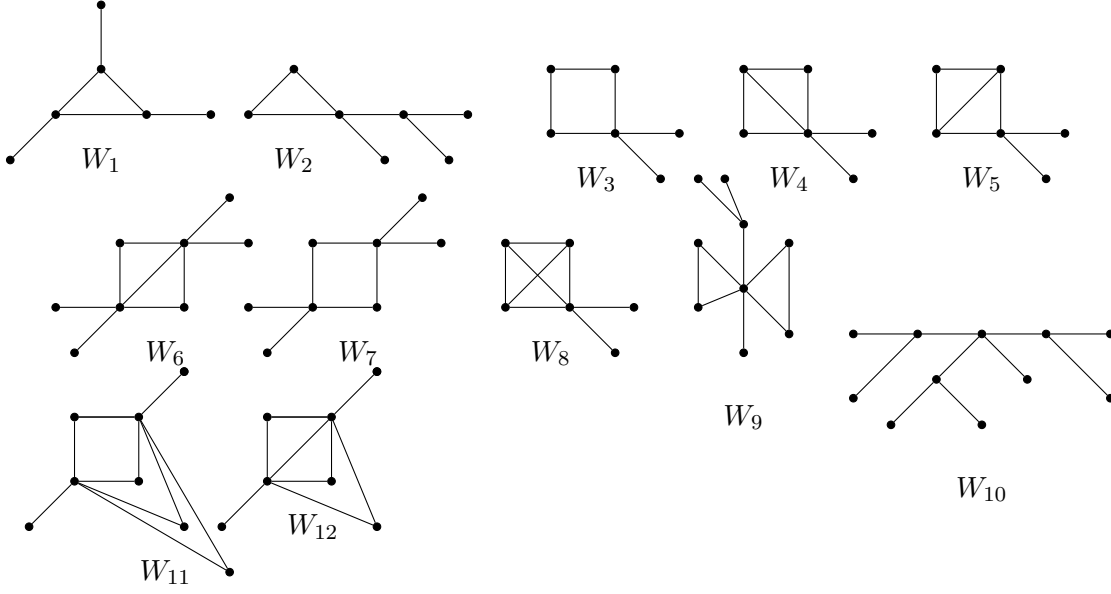


Figure 1: Some graphs in Ω

by coinciding the center of one star $K_{1,n}$ to one of the vertices of $K_4 - e$ or only by coinciding the centers of two stars $K_{1,m}, K_{1,n}$ to the two vertices x, z , like W_4, W_5 and W_6 in Figure 1.

(5) Graphs G obtained from at least two C_3 with a common vertex by coinciding the center of the star $K_{1,n}$ to this common vertex and by coinciding the one leaf of at least one star $K_{1,m}$ to this common vertex, like W_9 in Figure 1.

(6) The graphs G obtained from K_4 by coinciding the center of a star $K_{1,n}$ to only one of the vertices of K_4 , like W_8 in Figure 1.

(7) The graphs G obtained from $m \geq 3$ stars K_{1,n_i} , ($1 \leq i \leq m$) by coinciding the one leaf of each $m - 1$ stars K_{1,n_i} and the center of another star, like W_{10} in Figure 1.

(8) The graph G obtained from cycle $C_4 = abcd$ by coinciding the centers of two star $K_{1,m}, K_{1,n}$ to the two vertices b, d of C_4 and make adjacent some independent vertices to the vertices b, d , like W_{11} in Figure 1.

(9) The graph G obtained from cycle $K_4 - e$ by coinciding the centers of two stars $K_{1,m}, K_{1,n}$ to the two vertices of degree 3 of $K_4 - e$ and make adjacent some independent vertices to the two vertices of degree 3 of $K_4 - e$, like W_{12} in Figure 1.

Thus, $t = 4$ if and only if $G \in \Omega$. Also it is observed that for any graph G in Ω , $EC(G) \geq 4$. Thus, in both cases, we arrive at a contradiction. So, $EC(G) = 3$ if and only if $t = 3$, it means, $G = P_4$, $G = C_3$ and $G = K_{1,3}$.

□

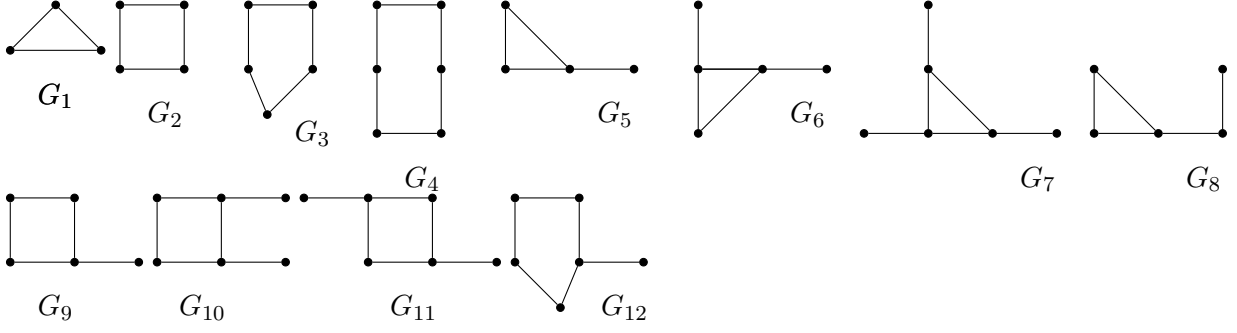


Figure 2: graphs that are in Θ

4 Graphs G where $EC(G)$ equals the size of G

In this section, we study the graphs G in which the edge coalition number $EC(G)$ equals the size (number of edges) of G . We divide this section into three subsections as follows.

4.1 Unicyclic graphs

Let G be a unicyclic connected graph of order n and size m , then $m = n$. In this section, we examine the unicyclic graph G in which $EC(G) = m$.

Let Θ be a family of unicyclic graphs constructed as:

- (a) Cycle C_n where $3 \leq n \leq 6$.
- (b) Graphs G obtained from C_3 by attaching at least one star, where some vertex of C_3 is identified with the center of each star, such as the graphs G_5, G_6, G_7 shown in Figure 2.
- (c) Graphs G obtained from C_3 and a double star by identifying one vertex of C_3 with one of the centers of the double star, such as graph G_8 in Figure 2.
- (d) Graphs G obtained from C_4 by attaching one or two stars, where the center of each star is identified with some vertex of C_4 , such as the graphs G_9, G_{10}, G_{11} in Figure 2.
- (e) Graphs G obtained from C_5 by attaching a star, where one vertex of C_5 is identified with the center of the star, such as graph G_{12} in Figure 2.

Theorem 4.1. *For any unicyclic connected graph G of size m , $EC(G) = n = m$ if and only if $G \in \Theta$.*

Proof. If $G \in \Theta$, then clearly we have $EC(G) = n = m$. Conversely, assume that $EC(G) = n = m$. Let l be the length of a longest path P in G , and let $P = (v_1, v_2, \dots, v_{l+1})$. For $EC(G) = m$, the singleton edge partition must be an *ec*-partition. We Claim that $l \leq 5$.

Suppose $l \geq 6$. Then we have $P = v_1 v_2 v_3 v_4 v_5 v_6 v_7 \dots$. Since the graph G is a unicyclic graph, the following cases arise.

- (i) If the vertices v_1 and v_k for $k \geq 7$ are adjacent, then G contains of a cycle C_k . By the

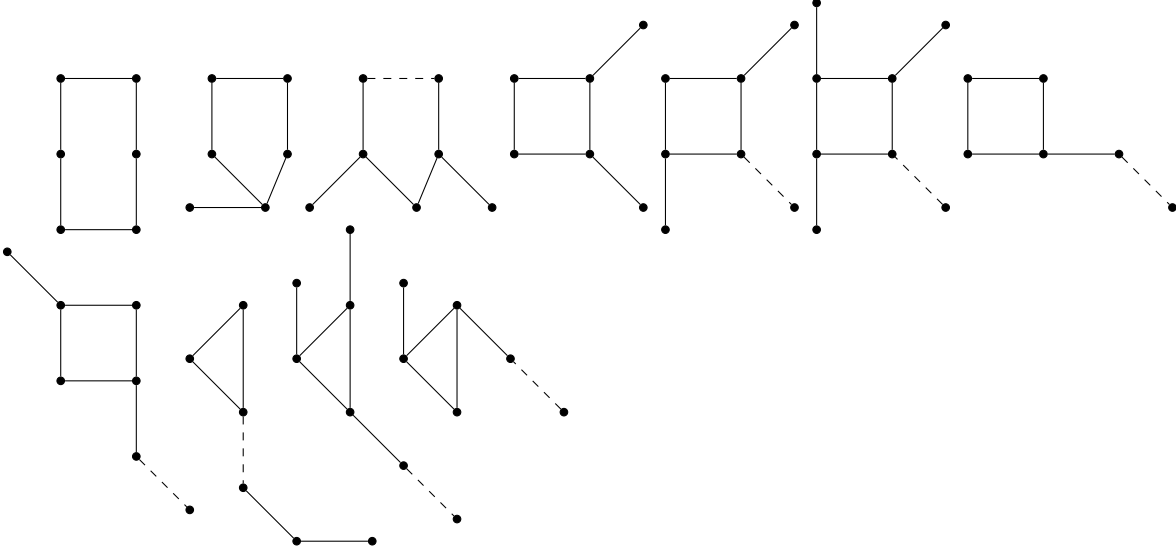


Figure 3: All unicyclic graphs in which the maximum path length is 5.

Observation 2.2, we have $EC(C_k) \leq 6$. Now if $G = C_k$, it is obvious that $EC(G) \neq n$. If $n \geq k + 1$, then G has at least one pendant edge and it has no edge coalition.

(ii) If the vertices v_1 and v_6 are adjacent, then G consists of a single cycle C_6 and at least one pendant edge e . The edge e has no edge coalition in G .

(iii) If the vertices v_1 and v_5 are adjacent, then G consists of a single cycle C_5 and at least a hanging path P_3 or at least two pendant edges. In this case, at least one of the pendant edges or one of the edge of cycle C_5 has no edge coalition in G . Thus, $EC(G) \neq n$. Similarly, if we connect the vertex v_1 to vertices v_4 and v_3 , respectively and $l \geq 6$, then at least one of the pendant edges has no edge coalition in G . Therefore, $l \leq 5$.

Now, we demonstrate that if the unicyclic graphs G with $l \leq 5$ are not in Θ , then $EC(G) \neq n$. If G be a graph with $l = 5$, then it must be one of the following graphs, (Figure 3), where any pendant edge e incident to a vertex v in the cycle maybe replaced by a star with center v . These graphs are all unicyclic graph with maximum length of a path being 5. In each of the graphs below that is not in Θ , we illustrate with a dashed edge an edge that does not form a coalition with any other edge, implying that for these graphs, $EC(G) \neq n$.

If $l = 4$, then G is in the cycle of the following graphs, (Figure 4) where any pendant edge e incident to a vertex v may be replaced by a star centered at v . These graphs are all unicyclic with the maximum path length being 4. All of these graphs are in Θ . If $l = 3$, then G is either C_4 or is obtained from C_3 by identifying one vertex of C_3 with the center of a star. If $l = 2$, then G is C_3 . \square

4.2 Trees

For any tree T , it is well known that the size of T is $m = n - 1$ where n is the order of T .

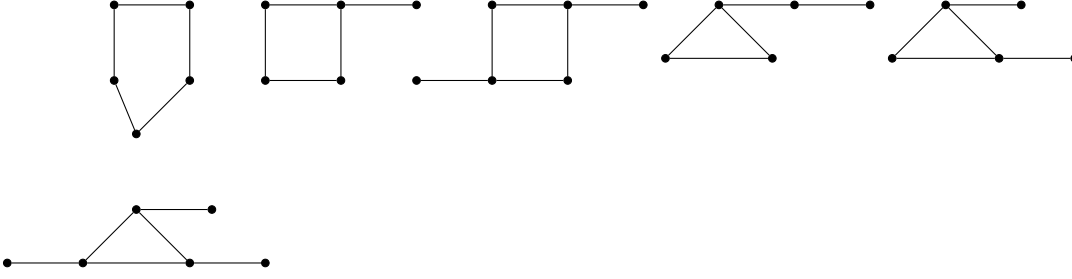


Figure 4: All unicyclic graphs in which the maximum path length is 4.

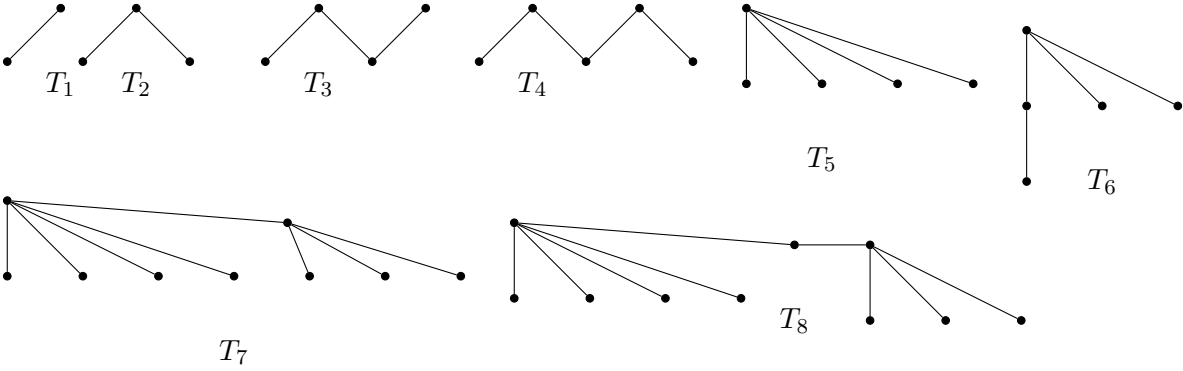


Figure 5: Some trees that are in Φ

Theorem 4.2. *For every tree T of order n , and size m , $EC(T) = m = n - 1$ if and only if $T \in \Phi$ where Φ is a family of trees with diameter at most 3, $d(T) \leq 3$, or trees with diameter 4 such that the middle vertex of any longest path has degree 2, as shown in Figure 5.*

Proof. In every tree T , we have $m = n - 1$. Thus, it is clear that $EC(T) \leq m = n - 1$. Now if $T \in \Phi$, then clearly $EC(T) = m$. Conversely, we suppose that $EC(T) = m$. Let l be the length of a longest path P in T with $P = v_1 v_2 \dots v_{l+1}$. We claim that $l \leq 4$. Suppose $l \geq 5$. Then we have $P = v_1 v_2 v_3 v_4 v_5 v_6 \dots v_l$. So there are at least five edges e_1, e_2, e_3, e_4 and e_5 in the tree T . Hence, according to the definition of an edge coalition partition, at least one edge such as e_3 of the tree T has no edge coalition. Therefore, the set $X = \{\{e_1\}, \{e_2\}, \{e_3\}, \{e_4\}, \dots, \{e_m\}\}$ is not an edge coalition partition of T . Thus, $EC(T) = |X| \leq m - 1$, which leads to a contradiction. Therefore, we conclude that $l \leq 4$. For $l = 4$, there exists a path $P = v_1 v_2 v_3 v_4 v_5$ in T with length 4. If $w \in N_T(v_3) - \{v_2, v_4\}$, then $e = wv_3$ has no edge coalition in T . On the other hand, since the length of a longest path in T is 4, we have $N_T(v_1) = \{v_2\}$ and $N_T(v_5) = \{v_4\}$. Therefore a tree T with longest path of length 4 that satisfies $EC(T) = m$ must be a tree in which $\deg(v_3) = 2$, meaning v_3 is the middle vertex of any longest path, such as T_4 and T_8 in Figure 5.

For $l = 3$, the tree T is a double star, such as T_3, T_6 , and T_7 in Figure 5. For $l = 2$, the tree T is $T = K_{1,n-1}$ such as T_2 and T_5 in Figure 5. For $l = 1$, the tree T is $T = P_2$. Thus $EC(T) = m$ if and only if $T \in \Phi$. \square

4.3 General graphs

Let G be a connected graph of order n and size m . In this section we study the connected graph G where $EC(G) = m$. Let Ψ be the family of non trees and non unicyclic graphs as shown in Figure 6.

Theorem 4.3. *Let G be a connected graph of order n and size m which is neither a tree nor a unicyclic graph. Then $EC(G) = m$ if and only if $G \in \Psi$.*

Proof. Suppose that $EC(G) = m$ and let l be the length of a longest path P in G . We claim that $l \leq 6$. If $l \geq 7$ and $l = e_1 e_2 \dots e_k$ where $k \geq 7$, then since $EC(G) = m$, we can suppose that the set $X = \{\{e_1\}, \dots, \{e_7\}, \dots, \{e_m\}\}$ is the edge coalition partition of G . Thus, for any element of X such as $\{e_1\}$, there exists another element $\{x\}$ in X , such that $\{e_1\} \cup \{x\}$ is an edge dominating set of G . This implies that every edge in X is adjacent to either e_1 or x . Suppose that $e_1 = ab$ and $x = zt$. Now assume that $e = ca, f = bd, h = dz$, and $k = tu$. Since every edge is adjacent to e_1 or x , we conclude that $l \leq 6$, which leads to a contradiction. Therefore, the assertion holds. Now we can assume that $l \leq 6$. For $l = 6$, the graphs G with the property that $EC(G) = m$ are in $A = \{H_{25}, H_{27}, H_{30}, H_{35}, H_{36}, H_{37}\}$. If $l = 5$, then graphs G with the property that $EC(G) = m$ are in $B = \{H_6, H_8, H_9, H_{10}, H_{11}, H_{19}, \dots, H_{24}, H_{26}, H_{28}, H_{29}, H_{31}, H_{32}, H_{33}, H_{34}, H_{38}, \dots, H_{57}\}$. For $l = 4$, then G with the property that $EC(G) = m$ are in $C = \{H_3, H_4, H_5, H_7, H_{12}, \dots, H_{18}, H_{58}\}$. For $l = 3$, then G with the property that $EC(G) = m$ are in $D = \{H_1, H_2\}$.

The graphs H_i refer to the graphs defined in Figure 6. \square

5 Coalition graphs of some special graphs

In this section, we characterize the coalition graphs of certain complete bipartite graphs, double stars, and wheel graphs. Additionally, we establish a sharp upper bound for Halin graphs.

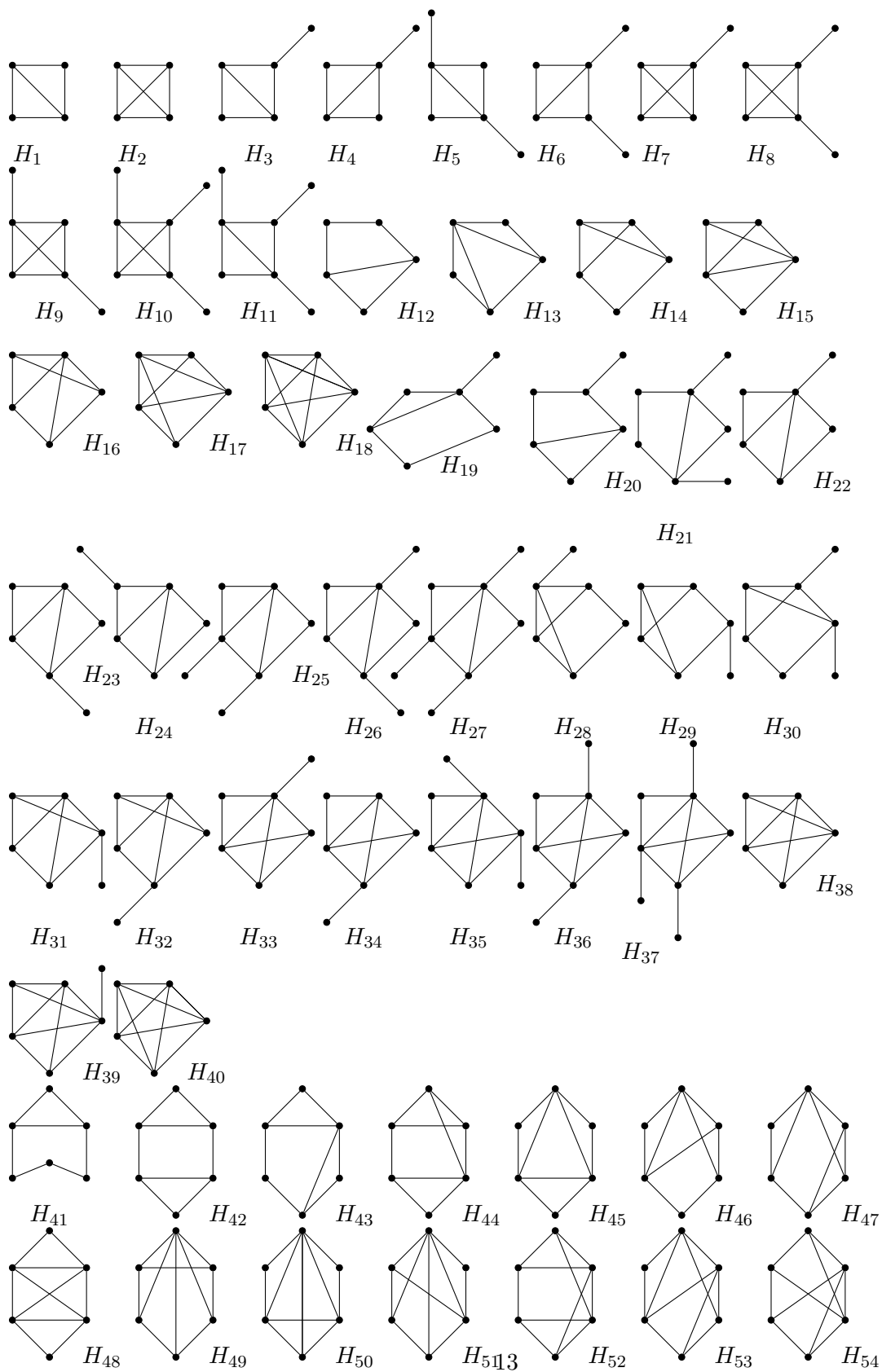
Theorem 5.1. *There exist finitely edge coalition graphs of complete bipartite graphs $K_{2,s}$ with $s \geq 3$ which include exactly one of $K_{l,l'}$, $K_{l,l'} + e$ ($2 \leq l, l' \leq s$) and K_4 .*

Proof. We prove the case $s = 4$. The other cases can be proved by the same method. For this purpose, we consider Figure 7.

Depending Figure 7, all the different ec -partitions on the graph $K_{2,4}$ will be as follows:

$$\begin{aligned} \pi_1 &= \{\{a\}, \{b\}, \{c\}, \{d\}, \{e\}, \{f\}, \{g\}, \{h\}\}, \pi_2 = \{\{a, b\}, \{c\}, \{d\}, \{e\}, \{f\}, \{g\}, \{h\}\}, \\ \pi_3 &= \{\{a, b, c\}, \{d\}, \{e\}, \{f\}, \{g\}, \{h\}\}, \pi_4 = \{\{a, b\}, \{c\}, \{d\}, \{e, f\}, \{g\}, \{h\}\}, \\ \pi_5 &= \{\{a, b\}, \{c, d\}, \{e, f\}, \{g\}, \{h\}\}, \text{ and } \pi_6 = \{\{a, b\}, \{c, d\}, \{e, f\}, \{g, h\}\}. \end{aligned}$$

Thus, we have



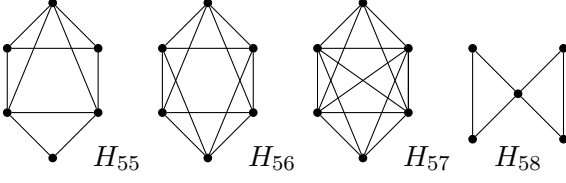


Figure 6: Graphs in the Ψ

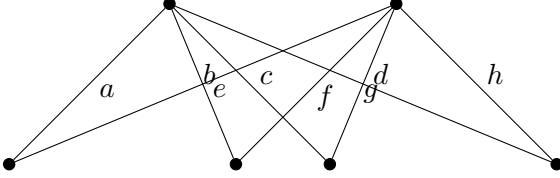


Figure 7: Graph $K_{2,4}$

$ECG(K_{2,4}, \pi_1) \simeq K_{4,4}$, $ECG(K_{2,4}, \pi_2) \simeq K_{3,4}$, $ECG(K_{2,4}, \pi_3) \simeq K_{2,4} + e$,
 $ECG(K_{2,4}, \pi_4) \simeq K_{3,3}$, $ECG(K_{2,4}, \pi_5) \simeq K_{2,3} + e$ and $ECG(K_{2,4}, \pi_6) \simeq K_4$.

For $s \geq 5$, the outline of the proof is as follows: Let $X = \{a, b\}$ and $Y = \{c_1, \dots, c_s\}$ be the partition sets of the complete bipartite graph $K_{2,s}$. Define Z as the set of edges connecting vertex a to the s vertices c_1, \dots, c_s , and similarly, let Y be the set of edges connecting vertex b to the s vertices c_1, \dots, c_s . To construct all possible edge coalition partitions of $K_{2,s}$, we first consider the non-trivial partitions of the set Z , followed by partitioning the set Y . Summing these partitions yields the complete set of edge coalition partitions. Through systematic analysis and diagrammatic representation of each case, we observe that the edge coalition graph of $K_{2,s}$ associated with each partition corresponds to one of the graphs $K_{l,l'}$, $K_{l,l'} + e$ and K_4 where $2 \leq l, l' \leq s$. \square

Theorem 5.2. For any star $K_{1,n-1}$ of order $n \geq 2$ and an edge coalition partition ec -partition π , we have

$$ECG(K_{1,n-1}, \pi) \simeq (n-1)K_1.$$

Proof. Since each single edge in a star forms an edge dominating set for it, so the only ec -partition of the star is a singleton ec -partition π_1 . This implies that $|\pi_1| = n-1$, leading to $ECG(K_{1,n-1}, \pi_1) \simeq (n-1)K_1$. \square

Theorem 5.3. If G is a connected graph of order n and size m where $m = n$ and π_0 is a singleton ec -partition of G , then $ECG(G, \pi_0)$ is isomorphic to one of the graphs in the set $\Delta = \{3K_1, 3K_2, K_4, C_5, 2K_1 \cup K_{1,t-1} (t \geq 3), K_{2,3}, K_{t,s} (t, s \geq 3), S_1 \cup K_1, S_2, S_3, S_4, S_5\}$. The S_i graphs are shown in Figure 8.

Proof. Since the order and size of the connected graph G are equal, the graph G is a unicyclic graph. Moreover, because the graph G has a singleton ec -partition, it follows from previous

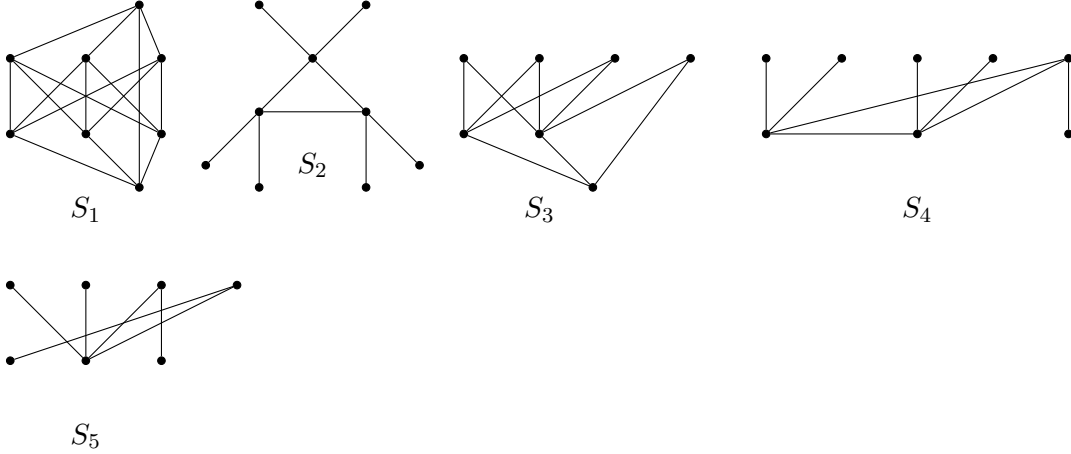


Figure 8: Some graphs in the Δ

results that if l denotes the length of the longest path in the graph, then $l \leq 6$. Thus, the graph G satisfying these conditions belongs to the family of graphs illustrated in Figure 2, denoted by Θ , where $\Theta = \{G_1, G_2, G_3, G_4, G_5, G_6, G_7, G_8, G_9, G_{10}, G_{11}, G_{12}\}$. With simple investigation on these graphs, we observe that their corresponding edge coalition graphs belong to Δ . \square

We define a graph G as a self-edge coalition graph if G is isomorphic to $ECG(G, \pi_0)$ for the singleton ec -partition π_0 of G . Based on previous results, the following theorem characterizes all self-edge coalition graphs.

Theorem 5.4. *Let G be a connected graph of order n and size m . Then G is a self-edge coalition graph if and only if $G \in \{G_3, G_7\}$.*

Proof. If $G = G_3$ or $G = G_7$, then we can see that G is a self-edge coalition graph. Conversely, if G is a self-edge coalition graph, then we must have $m = n$. Thus, from the proof of the previous theorem, only the graphs of the Ψ family qualify for this condition. However, through a straightforward inspection, we observe that only the two graphs G_3 and G_7 qualify as self-edge coalition graphs. \square

6 Open problems and areas for future research

In this paper, we investigated the concept of edge coalitions in graphs. We studied edge coalition partitions and proved some bounds on the edge coalition number of graphs. We end the paper with open problems emerging from this research.

1. Which graphs are edge coalition graphs of (i) paths, (ii) cycles, and (iii) trees?
2. We say that a graph G is called a singleton edge coalition graph if its singleton edge partition forms an ec -partition. Characterize all singleton edge coalition graphs.

References

- [1] Arumugam, S. and Velammal, S., 1998. Edge domination in graphs. *Taiwanese J. Math.* 2(2), pp. 173-179.
- [2] Haynes, T.W., Hedetniemi, J.T., Hedetniemi, S.T., McRae, A.A. and Mohan, R., 2020. Introduction to coalitions in graphs. *AKCE Int. J. Graphs Combin.* 17, no. 2, pp. 653–659. <https://doi.org/10.1080/09728600.2020.1832874>.
- [3] Haynes, T.W., Hedetniemi, J.T., Hedetniemi, S.T., McRae, A.A. and Mohan, R., 2023. Coalition graphs. *J. Combin. Math. Combin. Comput*, Vol. 8, No. 2, pp. 423-430.
- [4] Haynes, T.W., Hedetniemi, J.T., Hedetniemi, S.T., McRae, A.A. and Mohan, R., 2023. Coalition graphs of paths, cycles and trees. *Discuss. Math. Graph Theory*, 43, pp. 931-946. DOI:<https://doi.org/10.7151/dmgt.2416>.
- [5] Haynes, T.W., Hedetniemi, J.T., Hedetniemi, S.T., McRae, A.A. and Mohan, R., 2021. Upper bounds on the coalition number. *Australas. J. Comb.* 80(3), pp. 442-453.
- [6] Bondy, J. A. and Murty, U. S. R., 2008. *Graph Theory (Second Edition)*, Springer, New York.
- [7] West, D.B., 2001. *Introduction to Graph Theory (Second Edition)*, Prentice Hall, USA.
- [8] Straight, H. J., 1977. *Partitions of the Vertex Set or Edge Set of a Graph*, Dissertation, Western Michigan University.
- [9] Zelinka, B., 1983. Edge-domestic number of graph. *Czechoslovak Math. Journal*, 33(1), pp. 107-110.
- [10] Yannakakis, M. and Gavril, F., 1980. Edge Dominating Sets in Graphs. *SIAM Journal on Applied Mathematics*, 38(3), pp. 364-372.